



**HAL**  
open science

## Blind channel identification based on cyclic statistics

Luc Deneire, Dirk Slock

► **To cite this version:**

Luc Deneire, Dirk Slock. Blind channel identification based on cyclic statistics. IEE Proceedings Radar Sonar and Navigation, 1998, 145 (1), pp.58-62. <insu-00170317>

**HAL Id: insu-00170317**

**<https://insu.hal.science/insu-00170317v1>**

Submitted on 7 Sep 2007

HAL is a multi-disciplinary open access archive for the deposit and dissemination of scientific research documents, whether they are published or not. The documents may come from teaching and research institutions in France or abroad, or from public or private research centers.

L'archive ouverte pluridisciplinaire HAL, est destinée au dépôt et à la diffusion de documents scientifiques de niveau recherche, publiés ou non, émanant des établissements d'enseignement et de recherche français ou étrangers, des laboratoires publics ou privés.



Distributed under a Creative Commons CC BY-SA 4.0 - Attribution - ShareAlike - International License

# Blind channel identification based on cyclic statistics

L. Deneire  
D.T.M. Slock

Indexing terms: Linear prediction algorithms, Subspace fitting

**Abstract:** Use of cyclic statistics in fractionally sampled channels in subspace fitting and linear prediction for channel identification is proposed, possibly for multiuser and multiple antennas. Identification schemes are based on cyclic statistics using the stationary multivariate representation, leading to the use of all cyclic statistics. Compared with classical approaches, the methods proposed have an equivalent performance for subspace fitting, and an enhanced performance for linear prediction.

## 1 Introduction

Major impairments of most wireless communication channels, especially in mobile environments, are intersymbol interference (ISI), cochannel interference (CCI) and adjacent channel interference (ACI). In wireless networks the latter is solved by source separation techniques and ISI by equalisation techniques. In the past three decades, so-called blind channel identification and equalisation techniques flourished, where blind really means based on the outputs of the channel only, and some assumptions on the nature of the input and/or channel. Among these techniques those based on second-order statistics only are very attractive because they need few samples to allow channel identification compared with other methods (implicitly or explicitly based on higher order statistics).

Recognising that communication (continuous time) signals are cyclostationary shows the cyclostationarity of the oversampled discrete time signals (w.r.t. data rate) and under mild conditions leads to the identifiability of the channel. The optimal method is the covariance matching [1]. The two other families of methods are subspace fitting and linear prediction introduced with noncyclic statistics [2], which are suboptimal but do not need complex numerical searches as the covariance matching method.

In this paper we introduce a new multichannel model derived from the stationary multivariate representation introduced in [3]. This representation allows the derivation of subspace fitting and linear prediction methods using cyclic statistics. Algebraic considerations show that the cyclic subspace fitting has in theory the same

performance as the noncyclic subspace fitting, although the cyclic approach is characterised by fewer parameters for the channel, leading to some enhancement w.r.t. the noncyclic method. For linear prediction, basing the prediction on more samples leads to better performance.

## 2 Data model

We consider a spatial division multiple access (SDMA) communication system with  $p$  emitters and a receiver constituted of an array of  $M$  antennas (Fig. 1). The signals received are oversampled by a factor  $m$  w.r.t. the symbol rate. The channel is FIR of duration  $NT/m$  where  $T$  is the symbol duration.

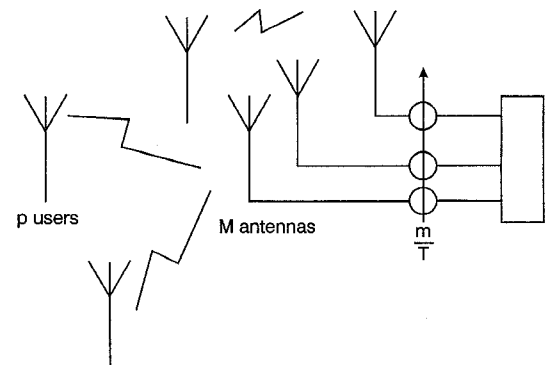


Fig. 1 Schematic SDMA situation

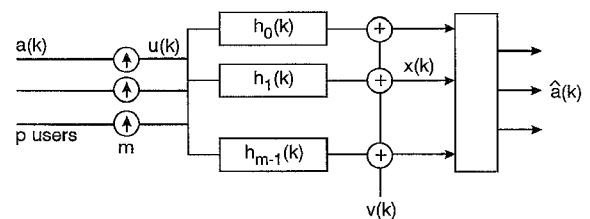


Fig. 2 Channel model

The received signal can be written as

$$\begin{aligned} \mathbf{x}(n) &= \sum_{k=0}^{N-1} \mathbf{h}(k) \mathbf{u}(n-k) + \mathbf{v}(n) \\ &= \sum_{k=\lceil \frac{n}{m} \rceil}^{\lfloor \frac{n+N-1}{m} \rfloor} \mathbf{h}(n-km) \mathbf{a}_k + \mathbf{v}(n) \end{aligned} \quad (1)$$

where  $\mathbf{u}(n) = \sum_{k=-\infty}^{\infty} \mathbf{a}_k \delta(n-km)$  (Fig. 2). The received signal  $\mathbf{x}(n)$  and noise  $\mathbf{v}(n)$  are  $M \times 1$  vectors.  $\mathbf{x}(n)$  is cyclostationary with period  $m$  whereas  $\mathbf{v}(n)$  is assumed not to be cyclostationary with period  $m$ .  $\mathbf{h}(k) = [\mathbf{h}_1(k)^T \dots \mathbf{h}_M(k)^T]^T$  has dimension  $M \times p$ ,  $\mathbf{a}(k)$  and  $\mathbf{u}(n)$  have dimensions  $p \times 1$ .

© IEE, 1998

IEE Proceedings online no. 19981808

Paper first received 16th May and in final revised form 1st December 1997

The authors are with Institut EURECOM, 2229 route des Crêtes, B.P. 193, F-06904 Sophia Antipolis Cedex, France

### 3 Cyclic statistics

Following the foregoing assumptions the correlations

$$\mathbf{R}_{xx}(n, \tau) = E\{\mathbf{x}(n)\mathbf{x}^H(n - \tau)\} \quad (2)$$

are cyclic in  $n$  with period  $m$  ( $H$  denotes complex conjugate transpose and  $E\{\}$  denotes the expectation operator) [4]. One can easily express them as

$$\begin{aligned} \mathbf{R}_{xx}(n, \tau) &= \sum_{\alpha=-\infty}^{\infty} \sum_{\beta=-\infty}^{\infty} \mathbf{h}(n - \alpha m) \mathbf{R}_{aa}(\beta) \\ &\quad \times \mathbf{h}^H(n - \alpha m + \beta m - \tau) + \mathbf{R}_{vv}(\tau) \end{aligned} \quad (3)$$

We then express the  $k$ th cyclic correlation as

$$\begin{aligned} \mathbf{R}_{xx}^{\{k\}}(\tau) &\equiv \frac{1}{m} \sum_{l=0}^{m-1} \mathbf{R}_{xx}(l, \tau) e^{-j \frac{2\pi l k}{m}} \\ &\equiv E^{\{k\}}\{\mathbf{x}(l)\mathbf{x}^H(l - \tau)\} \end{aligned} \quad (4)$$

whose value is

$$\begin{aligned} \mathbf{R}_{xx}^{\{k\}}(\tau) &= \frac{1}{m} \sum_{\alpha=-\infty}^{\infty} \sum_{\beta=-\infty}^{\infty} \mathbf{h}(\alpha) \mathbf{R}_{aa}(\beta) \\ &\quad \times \mathbf{h}^H(\alpha + \beta m - \tau) e^{-j \frac{2\pi \alpha k}{m}} + \mathbf{R}_{vv}(\tau) \delta(k) \end{aligned} \quad (5)$$

with  $k$  integer and  $\mathbf{R}_{xx}^{\{k\}}(\tau) = \mathbf{R}_{xx}^{\{k+m\}}(\tau)$  (usually one uses  $k \in [-\lfloor m/2 \rfloor, \dots, \lfloor m/2 \rfloor]$ ). Let us denote  $T_k(\mathbf{H}_N)$  as the convolution matrix of  $\mathbf{H}_N = [\mathbf{h}(0)^T \mathbf{h}(1)^T \dots \mathbf{h}(N-1)^T]^T$  and

$$\mathbf{D}_{DFT}^{\{k,p\}} = \text{blockdiag} \left[ \mathbf{I}_p \left| e^{-j \frac{2\pi k}{m}} \mathbf{I}_p \right| \dots \left| e^{-j \frac{2\pi (N-1)k}{m}} \mathbf{I}_p \right| \right] \quad (6)$$

where  $\text{blockdiag}[A \dots Z]$  denotes a matrix with its block diagonal elements as  $A \dots Z$  and zero elsewhere.

### 4 Gladyshev's theorem and Miamce process

Gladyshev's theorem [3] states that

*Theorem:* Function  $\mathbf{R}_{xx}(n, \tau)$  is the correlation function of some periodically correlated sequence (PCS) if and only if the matrix-valued function

$$\underline{\mathbf{R}}(\tau) = [\mathbf{R}_{xx}^{\{kk'\}}(\tau)]_{k,k'=0}^{m-1} \quad (7)$$

$$\mathbf{R}_{xx}^{\{kk'\}}(\tau) = \mathbf{R}_{xx}^{\{k-k'\}}(\tau) e^{2\pi j k \tau / m} \quad (8)$$

is the matrix correlation function of some  $m$ -variate stationary sequence.

Remembering that  $\mathbf{R}_{xx}^{\{k\}}(\tau) = \mathbf{R}_{xx}^{\{k-m\}}(-\tau)$ , the matrix

$$\underline{\mathbf{R}} \equiv \begin{bmatrix} \mathbf{R}(0) & \mathbf{R}(1) & \dots & \mathbf{R}(K-1) \\ \mathbf{R}(-1) & \mathbf{R}(0) & \dots & \mathbf{R}(K-2) \\ \vdots & \vdots & \ddots & \vdots \\ \mathbf{R}(1-K) & \mathbf{R}(2-K) & \dots & \mathbf{R}(0) \end{bmatrix} \quad (9)$$

is an hermitian  $K \times K$  block Toeplitz matrix of  $Mm \times Mm$  blocks, then Miamce [5] gives the explicit expression of the multivariate associated stationary process

$$\underline{\mathbf{Z}} = [\mathbf{Z}_n^k]_{k=0}^{m-1} \text{ where } \mathbf{Z}_n^k = \bigoplus_{j=0}^{m-1} \mathbf{x}(n+j) e^{2\pi j k (n+j) / m} \quad (10)$$

where  $\bigoplus$  is the direct sum, i.e. noting  $w = e^{2\pi j / m}$ .

$$\mathbf{Z}_n^k = w^{kn} [\mathbf{x}(n), \mathbf{x}(n+1)w^k, \dots, \mathbf{x}(n+m-1)w^{k(m-1)}] \quad (11)$$

is defined in an Hilbert space, where the correlation is the Euclidean product

$$\langle \mathbf{Z}_n^k, \mathbf{Z}_{n+l}^{k'} \rangle = \sum_{j=0}^{m-1} E\{\mathbf{Z}_n^k(j) \mathbf{Z}_{n+l}^{k'}{}^H(j)\} \quad (12)$$

and  $\underline{\mathbf{Z}}_n = [\mathbf{Z}_n^{0T} \mathbf{Z}_n^{1T} \dots \mathbf{Z}_n^{m-1T}]^T$ , with the classical correlation for multivariate stationary processes. On the other hand, Miamce gives the link between the linear prediction  $\underline{\mathbf{Z}}_n$  and the cyclic AR model of  $\mathbf{x}(n)$ , which we use to derive an efficient way of computing the linear predictor.

### 5 Expression of $\underline{\mathbf{Z}}_n$ w.r.t. $\mathbf{u}(n)$ and $\mathbf{h}(n)$

From  $\mathbf{Z}_n^k = \bigoplus_{j=0}^{m-1} \mathbf{x}(n+j) e^{2\pi j k (n+j) / m}$ , where

$$\begin{aligned} \mathbf{x}(n+j) &= \sum_{k=0}^{L-1} \mathbf{h}(k) \mathbf{u}(n+j-k) + \mathbf{v}(n+j) \\ &= \mathbf{H}_N \begin{bmatrix} \mathbf{u}(n+j) \\ \mathbf{u}(n+j+1) \\ \vdots \\ \mathbf{u}(n+j-N+1) \end{bmatrix} + \mathbf{v}(n+j) \end{aligned} \quad (13)$$

and defining  $\mathbf{U}_{n+j} = [\mathbf{u}(n+j)^T \dots \mathbf{u}(n+j-N+1)^T]^T$  and  $\mathbf{H}_N^{\{k\}} = [w^{-kj} \mathbf{h}(j)]_{j=0}^{N-1}$  we express the Miamce process as

$$\begin{aligned} \mathbf{Z}_n^k &= \bigoplus_{j=0}^{m-1} \left( \mathbf{H}_N^{\{-k\}} w^{kn} \mathbf{U}_{n+j} + \mathbf{v}(n+j) e^{2\pi j k \frac{n+j}{m}} \right) \\ &= \mathbf{H}_N^{\{-k\}} w^{kn} [\mathbf{U}_n \quad \mathbf{U}_{n+1} \quad \dots \quad \mathbf{U}_{n+m-1}] \\ &\quad + \bigoplus_{j=0}^{m-1} \mathbf{v}(n+j) e^{2\pi j k \frac{n+j}{m}} \end{aligned} \quad (14)$$

$$\Rightarrow \underline{\mathbf{Z}}_n = \mathbf{H}_{tot} \hat{\mathbf{U}}(n) + \hat{\mathbf{V}}(n) \quad (15)$$

where  $\mathbf{H}_{tot} = [\mathbf{H}_N^{\{0\}T} \mathbf{H}_N^{\{1\}T} \dots \mathbf{H}_N^{\{1-m\}T}]$ ,

$$\hat{\mathbf{U}} = \mathbf{D}_{DFT}^{\{n,pN\}} [\mathbf{U}_n \quad \mathbf{U}_{n+1} \quad \dots \quad \mathbf{U}_{n+m-1}] \quad (16)$$

$$\hat{\mathbf{V}}(n) = \begin{bmatrix} \mathbf{v}(n) & \dots & \mathbf{v}(n+m-1) \\ \mathbf{v}(n)w^n & \dots & \mathbf{v}(n+m-1)w^{n+m-1} \\ \vdots & \ddots & \vdots \\ \mathbf{v}(n)w^{n(m-1)} & \dots & \mathbf{v}(n+m-1)w^{(n+m-1)(m-1)} \end{bmatrix} \quad (17)$$

$$\Rightarrow \hat{\mathbf{Z}} = T_{L+N-1}(\mathbf{H}_{tot}) \hat{\mathbf{U}}_L + \hat{\mathbf{V}}_L \quad (18)$$

$L = [ (n) ]_{n=L-1}^0$  is clearly a stationary process whose correlation matrix can easily be deduced from  $\mathbf{R}_{aa}$ . Refer to Figs. 3 and 4. Based on eqn. 18 we apply the classical subspace fitting and linear prediction channel identification schemes as follows.

#### 5.1 Identifiability

Provided that the data collected are numerous enough the rank condition on  $T_{L+N-1}(\mathbf{H}_{tot})$  leads to the usual identifiability conditions, i.e.  $\mathbf{H}_{tot}(z)$  must be minimum phase, which is equivalent to the condition that  $\mathbf{h}_i(z)$  may not have  $2\pi/m$  equispaced zeros and that  $\mathbf{h}_i(z)$  and  $\mathbf{h}_j(z)$  may not have common zeros for all  $i \neq j$ .

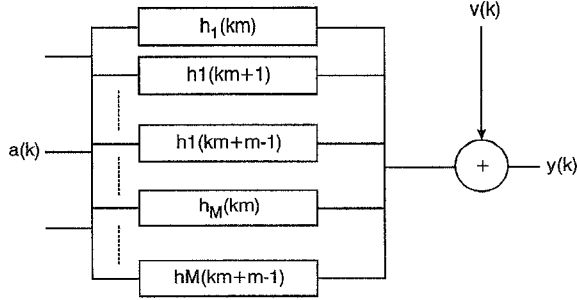


Fig. 3 Classical time series channel model representation

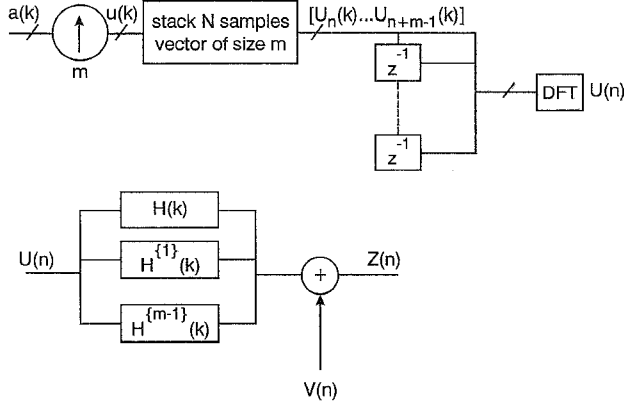


Fig. 4 New channel model

## 5.2 Signal subspace fitting

Recall the signal subspace fitting [6, 7] (noise subspace based) blind channel identification algorithm. One can write the SVD of the cyclocorrelation matrix  $\mathbf{R} = \mathbf{A}\mathbf{B}\mathbf{C}^H$  with the relations

$$\text{range}\{\mathbf{A}\} = \text{range}\{\mathbf{C}\} = \text{range}\{T_K(\mathbf{H}_{tot})\} \quad (19)$$

We then solve the classical subspace fitting problem

$$\min_{\mathbf{H}_{tot}} \|T_K(\mathbf{H}_{tot}) - \mathbf{A}\mathbf{T}\|_F^2 \quad (20)$$

Introducing  $\mathbf{A}^\perp$  such that  $[\mathbf{A}\mathbf{A}^\perp]$  is a unitary matrix leads to

$$\min_{\mathbf{H}_{tot}} \mathbf{H}_{tot}^t \left[ \sum_{i=D^\perp}^{KMm} T_N(\mathbf{A}_i^\perp H^t) T_N^H(\mathbf{A}_i^\perp H^t) \right] \mathbf{H}_{tot}^{Ht} \quad (21)$$

where  $\mathbf{A}_i^\perp$  is a  $KMm^2 \times 1$  matrix and  $D^\perp = N + K$  and superscript  $t$  denotes the transposition of the blocks of a block matrix. Under constraint  $\|\mathbf{H}_{tot}\| = 1$ ,  $\hat{\mathbf{H}}_{tot}^t$  is then the eigenvector corresponding to the minimum eigenvalue of the matrix between brackets. Similar work has been done by Schell [4] for the direction-of-arrival estimation problem. One can reduce the computational burden by using  $D^\perp > N + K$  [7], which leads to loss of performance. A reduced-complexity signal subspace fitting without loss of performance is described in [8]. The case  $p > 1$  can be (partially) solved as in [9, 10].

## 5.3 Linear prediction

Consider the denoised case. The correlation matrix is then computed as  $\mathbf{R}_{xx, sb}^{(0)} = \mathbf{R}_{xx}^{(0)} - \mathbf{R}_{VV}(\tau)$ , where

$$\begin{aligned} [\mathbf{R}_{VV}(\tau)]_{i,j} &= \sum_{l=0}^{m-1} E\{\mathbf{v}(n+l)\mathbf{v}^H(n+l+\tau)\} \\ &\quad \times w^{i(n+l)} w^{-j(n+l+\tau)} \end{aligned}$$

$$\begin{aligned} &= \mathbf{R}_{VV}(\tau) w^{n(i-j)-j\tau} \sum_{l=0}^{m-1} w^{(i-j)l} \\ &= \mathbf{R}_{VV}(\tau) w^{n(i-j)-j\tau} m \delta_{ij} \\ &= m \delta_{ij} \mathbf{R}_{VV}(\tau) w^{-j\tau} \end{aligned} \quad (22)$$

Hence  $\mathbf{R}_{VV}(\tau) = \text{blockdiag}\{\mathbf{R}_{VV}(\tau) w^{j\tau} \mathbf{R}_{VV}(\tau) \dots w^{(m-1)\tau} \mathbf{R}_{VV}(\tau)\}$ , which in  $\mathbf{R}$  corresponds to the noise contribution of the zero cyclic frequency cyclic correlation. From eqn. 18 and noting  $\hat{\mathbf{Z}}_K(n-1) = \lfloor \mathbf{Z}_j \rfloor_{j=n-K}^{j=n-1}$ , the predicted quantities are

$$\hat{\mathbf{Z}}(n) |_{\hat{\mathbf{Z}}_K(n-1)} = \mathbf{p}_1 \mathbf{Z}_{n-1} + \dots + \mathbf{p}_K \mathbf{Z}_{n-K} \quad (23)$$

$$\tilde{\mathbf{Z}}(n) = \mathbf{Z}(n) - \hat{\mathbf{Z}}(n) |_{\hat{\mathbf{Z}}_K(n-1)} \quad (24)$$

Following [11], we rewrite the correlation matrix as

$$\mathbf{R} = \begin{bmatrix} \mathbf{R}_0 & \mathbf{r}_K \\ \mathbf{r}_K^H & \mathbf{R}_{K-1} \end{bmatrix} \quad (25)$$

this yields the prediction filter

$$\mathbf{P}_K \equiv [\mathbf{p}_1 \dots \mathbf{p}_K] = -\mathbf{r}_K \mathbf{R}_{K-1}^{-1} \quad (26)$$

and the prediction error variance

$$\sigma_{\tilde{\mathbf{Z}}, K}^2 = \mathbf{R}_0 - \mathbf{P}_K \mathbf{r}_K^H = \mathbf{H}_{tot}(0) \sigma_{U, K+N-1}^2 \mathbf{H}_{tot}^H(0) \quad (27)$$

where the inverse might be replaced by the Moore–Penrose pseudoinverse and still yield a consistent channel estimate. Another way of being robust to order overestimation would be to use the Levinson–Wiggins–Robinson (LWR) algorithm to find the prediction quantities and estimate the order with this algorithm.

There are many ways to proceed from the prediction quantities to the channel estimate [12, 13]. We use the optimal solution here. For  $K = \underline{K} = \lceil N - 1/Mm - 1 \rceil$ , eqn. 27 allows one to find  $\mathbf{H}_{tot}(0)$  up to a scalar multiple. Let  $\mathbf{H}_{tot}^\perp$  be  $Mm \times (Mm - 1)$  of rank  $Mm - 1$  such that  $\mathbf{H}_{tot}^\perp \mathbf{H}_{tot}(0) = 0$ , then

$$\mathbf{F}_{K+1}^b = \mathbf{H}_{tot}^\perp \mathbf{P}_K \quad (28)$$

is a set of  $Mm - 1$  blocking equalisers, since  $\mathbf{F}^b \mathbf{Z} = 0$ . Due to the commutativity of convolution,

$$\mathbf{F}_K^b T_K(\mathbf{H}_{tot}) = 0 \Leftrightarrow \mathbf{H}_{tot}^t T_N(\mathbf{F}_L^{bt}) \quad (29)$$

Now

$$\dim(\text{Range}^\perp\{T_N(\mathbf{F}_{K+1}^{bt})\}) = 1 \quad (30)$$

so that we identify the channel  $\mathbf{H}_{tot}^{Ht}$  as the last right singular vector of  $T_N(\mathbf{F}_{K+1}^{bt})$ .

## 6 Computational aspects

It is obvious that the correlation matrix  $\mathbf{R}$  built from the cyclic correlations is bigger (in fact each scalar in  $\mathbf{R}$  is replaced by a  $m \times m$  block in  $\mathbf{R}$ ) than the corresponding matrix built from the classical time series representation of oversampled stationary signals. This fact must be balanced with the stronger structure that is cast in our correlation matrix. In fact, one can show that the estimates  $\hat{\mathbf{H}}_N^{(-k)}$  are strictly related (i.e.  $\hat{\mathbf{H}}_N^{(-k)} = [w^{-kj} \hat{\mathbf{h}}(j)]_{j=0}^{N-1}$  for all  $k$ ), which indicates that this structure should lead to reduced complexity algorithms w.r.t. the original ones. When developing the expressions in detail this is particularly obvious in linear prediction, where the prediction filter has some strong structure, which is also visible in [14]. Moreover, as noted in [13], the multichannel linear prediction prob-

lems correspond to a block triangular factorisation and to an orthogonalisation of the block components of the vector  $\mathbf{Z}$ .

Returning to the original channel model, we alternatively introduce sequential processing and orthogonalise the elements of the vector  $\mathbf{X} = [\mathbf{x}(n) \dots \mathbf{x}(n + K)]$  scalar component by scalar component. This leads to the cyclic prediction filters whose explicit relations to the multivariate predictions filters are known, and results from a true (nonblock) triangular factorisation.

## 7 Simulations

In our simulations we restrict ourselves to the  $p = 1$  case, using a randomly generated real channel of length  $6T$ , an oversampling factor of  $m = 3$  and  $M = 3$  antennas. We draw the NRMSE of the channel, defined as

$$MRMSE = \sqrt{\frac{1}{100} \sum_{t=1}^{100} \|\hat{\mathbf{h}}^{(t)} - \mathbf{h}\|_F^2 / \|\mathbf{h}\|_F^2} \quad (31)$$

where  $\hat{\mathbf{h}}^{(t)}$  is the estimated channel in the  $t$ th trial. The correlation matrix is calculated from a burst of 100 QAM-4 symbols (if we used real sources we would have used the conjugate cyclocorrelation, which is another means of getting rid of the noise, provided it is circular). For these simulations we used 100 Monte-Carlo runs.

### 7.1 Subspace fitting

The estimations of 25 realisations for an SNR of 20dB are reproduced in Fig. 5.

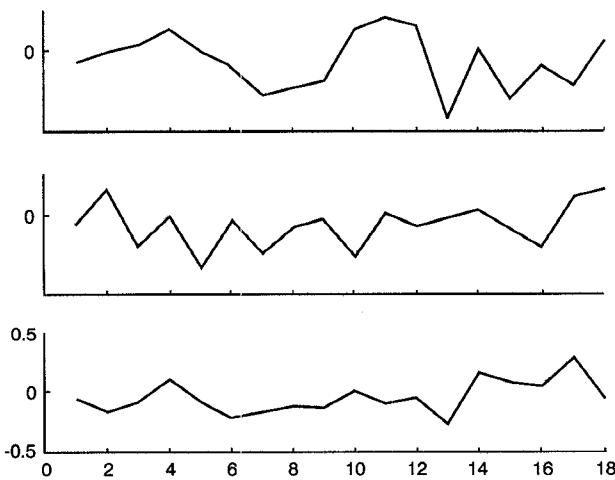


Fig.5 Simple channel estimate

For comparison we used the same algorithm for the classical time series representation of the oversampled signal. The results, Fig. 6, show a better performance for the classic approach due to the fact that we used the same complexity for both algorithms (same matrix size), which results in a lower noise subspace size for the cyclic approach. In theory, when one uses the same subspace size, as there is a one-to-one correspondence between the elements of the classic correlation matrix and the elements of the cyclic correlation matrix, the performances should be equal. The third curve illustrates this.

In more realistic cases, when one uses a channel model where the transmitter and receiver filters are incorporated, the cyclic approach gives better results. This is mostly due to the fact that one can better refine

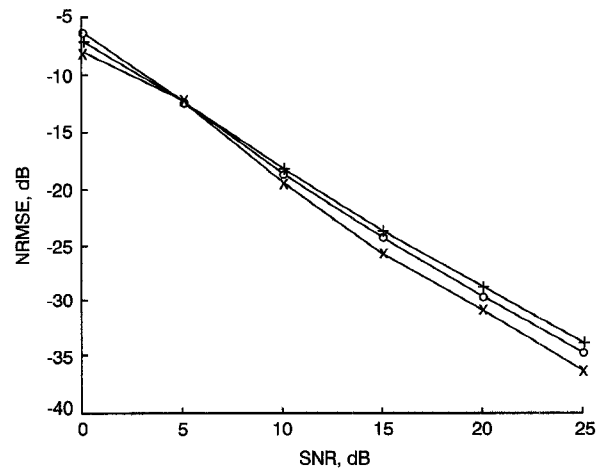


Fig.6 Subspace fitting estimation error

+ cyclic correlation  
o classic correlation  
x cyclic correlation, increased complexity

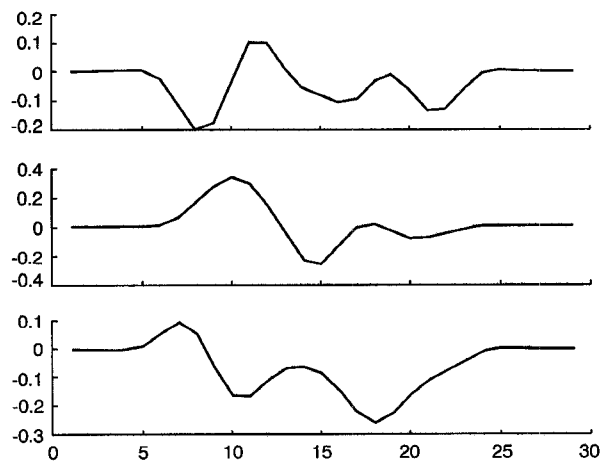


Fig.7 Combined channel and transmission/reception filter

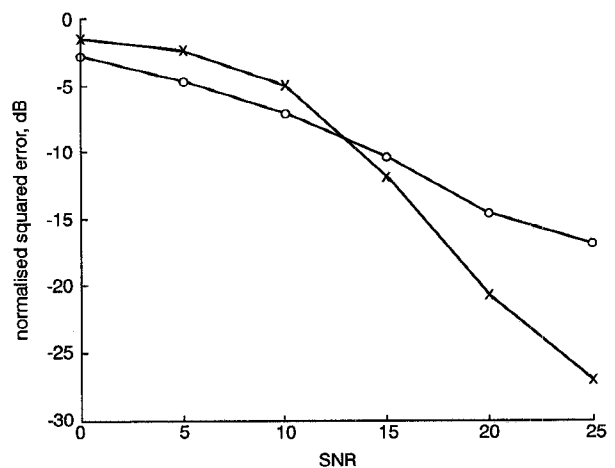


Fig.8 Subspace fitting estimation error

o stationary statistics  
x cyclic statistics

the channel-length estimate (and should be preceded by a good channel-length estimation algorithm). Indeed, if we use a channel of the form ( $M = 2$  and  $m = 2$ )

$$\begin{pmatrix} \varepsilon & * & * & * & * & * & \varepsilon \\ \varepsilon & * & * & * & * & * & \varepsilon \end{pmatrix} \quad (32)$$

where  $\varepsilon$  is a near zero value, the cyclocorrelation approach can afford to restrict to the central part of the channel, but the classical approach will try to find the  $M.m$  multichannel

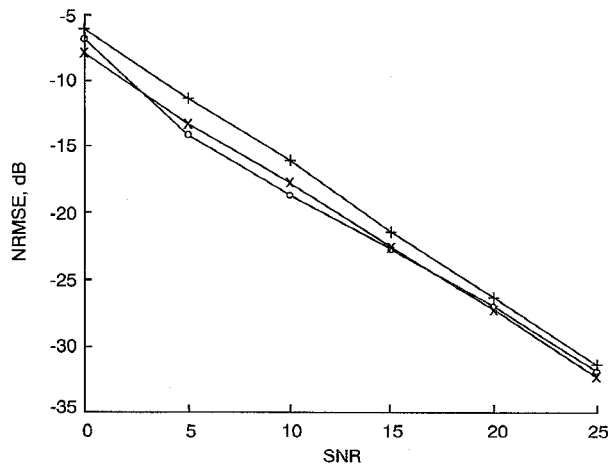
$$\begin{pmatrix} \varepsilon & * & * \\ * & * & * \\ \varepsilon & * & * \\ * & * & * \end{pmatrix} \quad \text{or} \quad \begin{pmatrix} * & * & * \\ * & * & \varepsilon \\ * & * & * \\ * & * & \varepsilon \end{pmatrix} \quad (33)$$

with two more (near zero) parameters to estimate, which will globally give a worse estimation. Fig. 8 illustrates, for moderate SNR, the performance enhancement for a  $5T$  channel combined to a 90% excess bandwidth raised-cosine filter (we continue to use  $M = 3$  and  $m = 3$ ).

## 7.2 Linear prediction

For the linear prediction we expect to have a slightly better performance in the cyclic approach than in the classic approach. Indeed, in the classic approach, if we use for example an  $M = 1$  antenna and an oversampling factor of  $m = 3$ , we predict  $[x(n) \ x(n-1) \ x(n-2)]^T$  based on  $[x(n-3) \ x(n-4) \ \dots]^T$ , whereas in the cyclic approach we predict the scalar  $x(n)$  based on  $[x(n-1) \ x(n-2) \ x(n-3) \ \dots]^T$ . The corresponding prediction filter thus captures little more prediction features in the cyclic case.

On the other hand, the noise contribution being only present in the zero cyclic frequency cyclic correlation (see eqn. 5), we expect a better behaviour of the method if we do not take noise into account in the correlation matrix (i.e. do not estimate the noise variance before doing the linear prediction). Those expectations are confirmed by the simulations shown in Fig. 9 (The label 'LP on cyclic statistics' refers to the use of  $\mathbf{R}$  where the noise contribution has been removed, whereas 'LP on cyclic statistics, no denoising' refers to the use of the plain correlation matrix).



**Fig. 9** Linear prediction estimation error  
 + LP on stationary statistics  
 x LP on cyclic statistics  
 o LP on cyclic statistics, no denoising

## 8 Conclusions

Using the stationary multivariate representation introduced in [3, 5, 14], we have explicitly expressed this process. It can be seen as the output of a system with transfer channel  $\mathbf{H}_{tot} = [\mathbf{H}_N^{(0)T} \ \mathbf{H}_N^{(1)T} \ \dots \ \mathbf{H}_N^{(1-m)T}]$ , and input easily related to the actual system input. Once these quantities are expressed, application of the classical subspace fitting and linear prediction algorithms is straightforward.

For the subspace fitting, one has essentially the same performance as in the time series representation [11]. The only advantage one could expect is some refinement in the channel order estimation prior to the subspace fitting. The main drawback is the increase of the computational burden.

For the linear prediction, there is a better performance owing to the fact that we take the very near past into account. What is more, use of modular multichannel linear prediction algorithms such as those described in [15] provide fast algorithms and adaptive implementations.

## 9 Acknowledgment

The work of Luc Deneire is supported by the EC by a Marie-Curie Fellowship (TMR program) under contract ERBFMBICT950155. The work of Dirk Slock is supported by Eurecom's industrial partners: Ascom, Cegetel, France Telecom, Hitachi, IBM France, Motorola, Swisscom, Texas Instruments and Thomson CSF.

## 10 References

- GIANNAKIS, G.B., and HALFORD, S.D.: 'Asymptotically optimal blind fractionally-spaced channel estimation and performance analysis', *IEEE Trans. Signal Process.*, (to be published)
- SLOCK, D.T.M.: 'Blind fractionally-spaced equalization, perfect-reconstruction filter banks and multichannel linear prediction'. Presented at the ICASSP 94 conference, Adelaide, Australia, April 1994
- GLADYSHEV, E.G.: 'Periodically random sequences', *Soviet Math.*, 1961, 2
- GARDNER, W.A. (Ed.): 'Cyclostationarity in communications and signal processing' (IEEE Press, New York, 1994)
- MIAMEE, A.G.: 'Periodically correlated processes and their stationary dilations', *SIAM J. Appl. Math.*, August 1990, 50, (4), pp. 1194-1199
- ABED-MERAIM, K., CARDOSO, J.-F., GOROKHOV, A.Y., LOUBATON, P., and MOULINES, E.: 'On subspace methods for blind identification of single-input multiple-output FIR systems', *IEEE Trans. Signal Process.*, January 1997, 45, pp. 42-55
- MOULINES, E., DUHAMEL, P., CARDOSO, J.-F., and MAYRARGUE, S.: 'Subspace methods for the blind identification of multichannel FIR filters', *IEEE Trans. Signal Process.*, February 1995, 43, (2), pp. 516-525
- DENEIRE, L., AYADI, J., and SLOCK, D.T.M.: 'Subspace fitting without eigendecomposition'. Presented at the 13th international conference on *Digital signal processing*, Santorini, Greece, July 1997
- LOUBATON, PH.: 'Quelques aspects méthodologiques concernant la séparation des mélanges convolutifs', (Ecole des Techniques avancées Signal Image Parole, Grenoble), September 1996
- SLOCK, D.T.M.: 'Blind joint equalization of multiple synchronous mobile users using oversampling and/or multiple antennas'. Presented at the 28th Asilomar conference on *Signal, systems and computers*, October 1994
- SLOCK, D.T.M., and PAPADIAS, C.B.: 'Blind fractionally-spaced equalization based on cyclostationarity'. Proceedings of the IEEE conference on *Vehicular technology*, Stockholm, Sweden, June 1994, pp. 1286-1290
- GOROKHOV, A.: 'Séparation autodidacte des mélanges convolutifs: méthodes du second ordre'. PhD thesis, Ecole Nationale Supérieure des Télécommunications, 1997
- SLOCK, D.T.M.: 'Subspace techniques in blind mobile radio channel identification and equalization using fractional spacing and/or multiple antennas'. Presented at the 3rd international workshop on *SVD and signal processing*, Leuven, August 1994
- MIAMEE, A.G.: 'Explicit formula for the best linear predictor of periodically correlated sequences', *SIAM J. Math. Anal.*, May 1993, 24, (3), pp. 703-711
- GLENTIS, G.A., and KALOUPSIDIS, N.: 'Fast adaptive algorithms for multichannel filtering and system identification', *IEEE Trans. Signal Process.*, October 1992, 40, (10), pp. 2433-2457