



Methylmercury in tailings ponds of Amazonian gold mines (French Guiana): Field observations and an experimental flocculation method for in situ remediation

Stéphane Guédron, Daniel Cossa, Michel Grimaldi, Laurent Charlet

► To cite this version:

Stéphane Guédron, Daniel Cossa, Michel Grimaldi, Laurent Charlet. Methylmercury in tailings ponds of Amazonian gold mines (French Guiana): Field observations and an experimental flocculation method for in situ remediation. *Applied Geochemistry*, 2011, 26 (2), pp.222-229. 10.1016/j.apgeochem.2010.11.022 . insu-00565075

HAL Id: insu-00565075

<https://insu.hal.science/insu-00565075>

Submitted on 7 Jan 2023

HAL is a multi-disciplinary open access archive for the deposit and dissemination of scientific research documents, whether they are published or not. The documents may come from teaching and research institutions in France or abroad, or from public or private research centers.

L'archive ouverte pluridisciplinaire **HAL**, est destinée au dépôt et à la diffusion de documents scientifiques de niveau recherche, publiés ou non, émanant des établissements d'enseignement et de recherche français ou étrangers, des laboratoires publics ou privés.

Methylmercury in tailings ponds of Amazonian gold mines (French Guiana): Field observations and an experimental flocculation method for *in situ* remediation

Stephane Guedron^{a,*}, Daniel Cossa^b, Michel Grimaldi^c and Laurent Charlet^a

^a IRD – Institut des sciences de la Terre (ISTerre) — UMR 5559 (IRD/UJF/CNRS) – University Joseph Fourier, BP 53, F-3804 Grenoble, France

^b IFREMER, Centre de Méditerranée, BP 330, F-83507 La Seyne-sur-mer, France

^c IRD – UMR Bioemco-Biogéochimie et Ecologie des Milieux Continentaux, UMR211, 32 Avenue Henri Varagnat, F-93143 Bondy, France

*: Corresponding author : Stéphane Guedron, Tel.: +33 476 63 59 28, fax: + 33 476 63 52 52, +16 233 790 329, email address : Stephane.Guedron@obs.ujf-grenoble.fr

Abstract:

Sites of monomethylmercury (MMHg) production in Amazonian regions have been identified in hydraulic reservoirs, lake sediments and wetlands, but tailings ponds have not yet received sufficient attention for this purpose. This work evidenced high MMHg production within the water column and the interstitial water of two tailings ponds of French Guiana Au mines located; (i) in a small scale exploitation (*Combat*) where Hg was used for Au amalgamation, and (ii) in an industrial on-going Au mine (*Yaoni*) processing without Hg. The (MMHg)_D maximum (2.5 ng L⁻¹) occurred in the oxic water column above the sediment–water interface (SWI) of the most recent tailings pond (*Combat*), where the substrate was fresh, the redox transition was sharp and the pool of total Hg was large. In the *Yaoni* pond, the (MMHg)_D maximum concentration (1.4 ng L⁻¹) was located at the SWI where suboxic conditions prevailed. Using the (MMHg)_D concentration as a proxy for Hg methylation rates, the present results show that Hg methylation may occur in various redox conditions in tailings ponds, and are favored in areas where the organic matter regeneration is more active.

A 3-month long laboratory experiment was performed in oxic and anoxic boxes filled with high turbidity waters from the *Combat* Au mine to simulate tailings ponds. Slaked lime was added in an experimental set (2 mg L⁻¹) and appeared to be very efficient for the reduction of suspended particulate matter (SPM) to environmentally acceptable concentrations. However, at the end of the experiment, large (MMHg)_D concentrations were monitored under treated anoxic conditions with the (MMHg)_D maximum located at the SWI above the Fe-reducing zones. No (MMHg)_D was detected in oxic experiments. The use of slaked lime for SPM decantation appears to be an efficient and non-onerous process for Au miners to avoid Hg methylation in tailings ponds when it is combined with rapid drainage of the mine waters. A subsequent human intervention is however necessary for the recovery of soil structure through the cover of dried ponds with organic rich materials and reforestation to avoid the stagnation of rain waters and the occurrence of anoxia.

Research highlights :

► Two tailings ponds of French Guiana Au mines were studied. ► High monomethylmercury (MMHg) production was found within water column and interstitial water. ► A laboratory experiment simulating tailings ponds was performed in oxic and anoxic conditions. ► Slaked lime addition decreased suspended particles but not MMHg concentrations. ► Remediation must consider decantation, ponds drainage and reforestation to limit Hg methylation.

Key-words : Mercury, Methylmercury, Gold placers, Tailing ponds, Remediation

1. Introduction

Gold mining activities, located mostly in tropical regions, are responsible for more than 10% of global mercury emissions (Smodis, 2006). The local ecological concern of this anthropogenic input depends mainly on the sites and the rate of Hg transformation into its toxic methylated species, and its transfer and bioamplification as monomethylmercury (MMHg) in the aquatic food chains (Akagi et al., 1995; Boudou et al., 2005; Carmouze et al., 2001; Dolbec et al., 2000; Frery et al., 2001; Pfeiffer et al., 1993; Veiga et al., 1999; Watras, 1992; Watras et al., 1994). This process and the associated toxicological concerns for inhabitants, whose diet relies on fish, have been evidenced in the Amazon plain and the Guyana plateau by many authors (Akagi et al., 1995; Carmouze et al., 2001; Dolbec et al., 2000; Frery et al., 2001). Sites of MMHg production in these regions have been commonly identified in hydraulic reservoirs, lake sediments and wetlands (Coquery et al., 2003; Dominique et al., 2007; Guimaraes et al., 2000a; Guimaraes et al., 2000b; Kehrig et al., 2003; Roulet et al., 2001a). Most of these sites constitute biogeochemical reactors with sharp redox transitions and where large concentrations of electron acceptors (dissolved organic matter (OM), sulfates, and iron oxides) favor bacterial activity (Fitzgerald and Lamborg, 2003; Fleming et al., 2006; Lamborg et al., 2008; Muresan et al., 2008; Ullrich et al., 2001)

Alluvial gold mining activities, using elemental Hg for Au-Hg amalgamation, have been highlighted to be the major source of Hg for tropical environments during Au-Hg amalgamation and the burning of amalgams (Lacerda and Salomons, 1998). In addition, the release of large suspended particles, when soils are flushed to take off light particles for the concentration of heavy gold-rich fractions, is also an important diffusive source of Hg for downstream hydrosystems (Lacerda, 1997; Roulet et al.,

2001b). Indeed, these suspended particles have high Hg concentration since they accumulate Hg from long term *in situ* weathering of rock, natural and recent industrial atmospheric emissions (Baeyens et al., 1991; Guedron et al., 2006; Schroeder and Munthe, 1998). To avoid downstream river contamination, environmental policy requires that gold-miners concentrate mine tailings into tailing ponds for particle sedimentation. Such tailing ponds are comparable to small-scale hydraulic reservoirs since sediment stratification occurs and redox gradients can establish rapidly. Recently, several authors pointed out high methylmercury levels in Au and Hg mine tailings, which indicated that methylation of metallic Hg in the tailings can occur at significant levels, consistently with the identification of sulfate-reducing bacteria (SRB) in the same type of environments (Gray et al., 2004; Gray et al., 2006; Ikingura et al., 2006; Winch et al., 2008). However, no information is available on the possible occurrence of Hg methylation in tailing ponds themselves. In French Guiana environments, the high density of clay particles associated with OM, Fe or Al oxides (Do Nascimento et al., 2004; Guedron et al., 2006; Roulet and Lucotte, 1995) and combined with elevated temperatures (25-35°C) and a acidic pH (4-5) (Barret, 2004) favor geochemical conditions and nutrient stocks propitious for mercury bacterial methylation (Ullrich et al., 2001). Here we address the question of the location and significance of mercury methylation in mine tailing ponds from two French Guiana gold mines, the *Combat* and *Yaoni* mines, and we test the efficiency of a common waste water flocculent (slaked lime) for particles decantation and its associated impact on mercury methylation.

2. Sites, material and methods

2.1. Environmental settings

Two tailing ponds were monitored on different gold mines located in French Guyana, a region where the climate is tropical with an annual average rainfall of 4000 mm (Barret, 2004).

The first tailing pond (*Combat*) is located on a former goldmine site (52°23'W, 4°34'N), which was exploited at the beginning of the 1950's by artisanal gold miners who used Hg for gold amalgamation (Fig. 1). Macroscopic Hg droplets were identified in these gold mined hydromorphic soils (Guedron et al., 2009). This mine is located on the 'Amina series' of the Guiana Proterozoic shield consisting primarily of dark schist facies and thin sandstones (Egal et al., 1994). This site has recently been exploited for a second time by the CMB (Boulanger Mining Company). During the exploitation, an experimental pond of 10 m long, 8 m wide and 1 to 2 m deep was dug and filled with mine water (pH 4 to 5) of around 0.1 g L⁻¹ suspended particulate matter (SPM) load. The mean total Hg concentration of the SPM was 0.90 µg g⁻¹. The *Combat* pond was monitored during December 2006, 6 months after its filling.

The second tailing pond (*Yaoni*) is located on the Coralie track, in the *Yaoni* placer (52°24'W, 4°31'N), which is a large alluvial gold mine of the CMB still in exploitation (Fig. 1). This mine is located on the 'Paramaca formation' of the Guiana proterozoic shield consisting of metavolcanic rocks (Egal et al., 1994). Gold is exploited by gravimetric methods using a shaking table to segregate gold from ore sands. The tailing pond was monitored during December 2006, two years after its filling. The pond dimensions were 300 m long, 100 m wide, 1.4 to 5 m deep. The water pH ranged between 4 and 5, the SPM load was 3.3 g L⁻¹, and the mean total Hg concentration of the SPM was 0.50 µg g⁻¹.

2.2. Sampling procedure

Field and laboratory sample collection and treatment were performed using ultra-clean techniques (Cossa and Gobeil, 2000) and analytical methods applied for water analyses. All materials in contact with samples were acid-washed (5 days in 20% HNO_3 v/v, then 3 days in HCl 10 % v/v) and rinsed several times with demineralized water (Milli-Q®) before use. Polyethylene gloves were used for handling operations. Clean Teflon® (FEP) bottles were stored in double polyethylene bags until use. Acid washed peepers were degassed in a proof box during 15 days with Hg-free Ar. They were then disposed during 15 days in the tailing ponds and 3 months for the laboratory experiments. Interstitial water was extracted immediately after sampling by tipping water in the peeper cells. The sulfide-accumulating zone (SAZ) was identified with sulfide sensitive sellotape, through the formation of a surface darkening Ti-S complex (Jezequel et al., 2007). Superficial pond water samples were collected by PE-gloved-hand in Teflon® (FEP) bottles which were three times rinsed with the pond water at each sampling site prior to the sample collection. Aliquots for dissolved methyl mercury ((MMHg)_D) were filtered with Sterivex®-HV 0.45 µm sterile filters in the field. After the first 50 mL had been discarded, the filtrates were collected in Teflon® (FEP) bottles (rinsed beforehand several times with filtrate), acidified (HCl 0.5 % v/v, Seastar®) and kept in two polyethylene (PE) bags until analysis. In addition to samples for Hg speciation analyses, aliquot samples were collected to determine the concentration of constituent sulfides, and reduced iron. After the first 10 mL had been discarded, the filtrates were collected in Pyrex® glass bottles, rinsed beforehand several times with filtrate and analyzed in the field.

2.3. Laboratory experiments

Stream waters were sampled in the *Combat* creek within 2 L Teflon® (FEP) bottles using ultra clean techniques and frozen before use. Around 4 kg of soil samples were

collected from the *Combat* gold mine, several meters from the monitored *Combat* decantation pond to have similar material as in the field measurements. Collected soils were identified as the mineral horizon of a contaminated hydromorphic soil of the *Combat* gold mining flat.

Two boxes each containing four separated compartments of 33 cm height, 8 cm width and 20 cm length were filled with stream waters sampled in the *Combat* stream mixed with 2 ± 0.1 kg of soil sample. Chemical grade Ca(OH)_2 (slaked lime) was added (2 mg L^{-1}) to the first box, with 2 compartments set in open-air (oxic compartments F1O and F2O) and two sealed compartments degassed with Hg-free N_2 (anoxic compartments F1A and F1B). The second box was used for controls in the same conditions without slaked lime (C1O and C2O for oxic compartments and C1A and C2A for anoxic compartments). A peeper was placed in each compartment. The atmosphere above the water in the sealed compartments was renewed with a low flux of Hg-free N_2 . Both boxes were wrapped with aluminium foil to limit light penetration and algae formation, and set at room temperature ($25 \pm 2^\circ\text{C}$) during ~3 months (103 days). pH and conductivity were followed only in the open-air compartments during the experiment time. These measurements were performed in anoxic compartments at the beginning and the end of experiment to avoid the introduction of O_2 .

2.4. Analytical measurements

Samples were analyzed for $[(\text{MMHg})_D]$ by cold vapor atomic fluorescence spectrometry (CVAFS) after conversion of all mercury species into Hg^0 (Bloom and Fitzgerald, 1988), using a Tekran[®] (Model 2500) mercury detector. For $(\text{MMHg})_D$ determination we used the hydruration method described by (Tseng et al., 1998), modified by Cossa et al. (2009). These quantifications were performed after checking

for possible interference with internal spikes (Coquery et al., 2003). The accuracy was checked using a certified reference material (CRM) ERM-AE670 (IRMM - European Commission). The detection limit, defined as 3 times the standard deviation of the blanks (SD_{blk}), was 0.01 ng L^{-1} . The reproducibility varied from 10% to 15% according to the concentration level.

Total particulate mercury (HgT_P) was determined by cold vapor atomic absorption spectrometry after thermal decomposition of the sample using an automatic solid analyzer (Altec®, model AMA-254). The detailed procedure is described elsewhere (Cossa et al., 2003; Cossa et al., 2002). The detection limit ($3 SD_{\text{blk}}$) was 0.005 mg kg^{-1} and the reproducibility better than 5%. The method is known as the standard method N° 7473 of the US-EPA. The accuracy of the determination for (HgT_P) concentrations were estimated using CRM 7002 (Czech Metrological Institute); the repeated analyses never exceeded the published concentration ranges ($0.090 \pm 0.012 \text{ } \mu\text{g g}^{-1}$).

Dissolved reduced iron (Fe^{II}) and sulfide (S^{II}) concentrations were measured in the field with a Hach® (model DR/850) colorimeter (methods 8146 and 8131 for Fe^{II} and S^{II} , respectively). Detection limits ($3 SD_{\text{blk}}$) were 0.01 mg L^{-1} for both Fe^{II} and S^{II} concentration measurements.

Eh, pH and conductivity profiles were performed *in situ* using a Sentron® Eh meter (model Argus with probe 67597), a Heito® pH meter (model, PPD 26) and a WTW® conductimeter (model 340i), respectively.

3. Results and discussion

3.1 Mercury methylation in tailing ponds - field measurements

Dissolved MMHg concentrations were larger in the *Combat* tailing pond than in the *Yaoni* pond (Mean \pm SD = 1.02 ± 0.74 and 0.24 ± 0.50 ng L⁻¹, range = 0.27 to 2.53 and 0.01 to 1.44, respectively - Fig. 2). [(MMHg)_D] in both ponds were in the range of concentrations reported in the hypolimnion waters of Petit Saut reservoir, Sinnamary basin in French Guiana (0.06 to 1.19 ng L⁻¹ - (Muresan, 2006). In both ponds, the sulfide accumulation zones (SAZ) were identified from the sediment-water interface (SWI) to the deep sediments in both profiles (Fig. 2). S^{II} concentration measured in the field (data not shown) superimposed very well to the identified SAZ for both ponds, but concentrations were low, often close to detection limit of the method, ranging between 0.01 to 0.03 mg L⁻¹ with weak variation with depth.

The most striking features for the [(MMHg)_D] vertical distributions were (i) the elevated concentrations in the water column especially in surface waters (0.92 and 0.32 ng L⁻¹, for *Combat* and *Yaoni* respectively) and (ii) the fact that they exceeded concentrations monitored in the sediment pore waters. The occurrence of maximum (MMHg)_D concentrations located above and at the SWI for *Combat* (2.5 ng L⁻¹) and *Yaoni* (1.4 ng L⁻¹) pond respectively, indicates a source (production) of MMHg. In addition, these (MMHg)_D peaks were located above the SAZ associated within high Eh and slightly negative Eh for *Combat* and *Yaoni* ponds respectively (Fig. 2). In the case of the *Combat* pond, methylmercury peaks occurred well above the ferri-reduction zone, and consequently above the sulfate-reducing one. The occurrence of a (MMHg)_D maximum in hypoxic environment above the SWI has previously been described in marine lagoon sediments by Muresan et al. (2007). These observations suggest that the main methylation can occur disconnected from ferri-reducing bacteria (FRB) or SRB main activity sites, which are below the SWI (Fig. 2). This distribution pattern is consistent with the recent findings of active mercury

methylation in the oxygenated water columns of the open ocean (Cossa et al., 2009; Sunderland et al., 2009). Inorganic mercury methylation in hypoxic aquatic environment, even if the mechanism for this (these) reaction(s) are still unknown, may occur in “micro-niches” sheltering suboxic environments (Amouroux et al., 2009; Lin and Jay, 2007). The large particulate load is suggestively a great carrier for bacterial metabolism and thus for methylation in the water column, since they are mainly composed of clay size organic matter and Fe or Al oxides which are the main carrier for Hg in tropical soils (Guedron et al., 2009).

In the *Combat* tailing pond, a second peak (0.8 ng L^{-1}) was monitored in the sediment pore water around -15 cm (Fig. 2). The occurrence of this secondary peak in the reducing SAZ and below the Fe^{II} peak (-4 cm, Fig. 2) suggests that Hg methylation is likely due to FRB or SRB. This feature is similar to numerous observations in aquatic sediment (*i.e.*, (Benoit et al., 1999; Lamborg et al., 2008) and suggests an optimum sulfide concentration favoring *in situ* methylation. This hypothesis is consistent with the theory according to which the bioavailability of inorganic mercury for SRB methylation is controlled by the presence of neutral Hg-S complexes (Benoit et al., 2003; Benoit et al., 2001). According to Muresan et al. (2007), this also suggests that the sub-surface peak monitored in the *Yaoni* pond at the SWI results from the $(\text{MMHg})_{\text{D}}$ diffusion from the sediment interior, where SRB are active, which is trapped by oxides at the very top of the sediment surface layer.

The difference in $(\text{MMHg})_{\text{D}}$ distribution between the two vertical profiles as well as the larger $(\text{MMHg})_{\text{D}}$ production in the *Combat* relative to the *Yaoni* tailing pond can be attributed to the different age and composition of the two substrates leading to a more active OM oxidation in the *Combat* pond. First, it can be argued that the *Combat* pond is the most recent and is richer in fresh substrate (including OM)

favoring bacteria activity. Second, the sediment consolidation and stratification is also less established than in the *Yaoni* pond facilitating water diffusion and advection. These remarks are supported by the sharp Eh transition above the SWI in the *Combat* pond in comparison to the progressive Eh transition monitored in *Yaoni* (Fig. 2). Finally, according to the gold mining past of the *Combat* site (Guedron et al., 2009), the Hg enrichment of sediments and the presence of macroscopic droplets implies a larger Hg pool, which is potentially bioavailable for bacterial methylation (Dominique et al., 2007). In opposition the use of Hg in the *Yaoni* mine is restricted by the mining processes which do not use Hg for Au-Hg amalgamation and the Hg is mainly related to geogenic and atmospheric origin.

3.2 Effect of slaked lime addition on Hg methylation in experimental tailing ponds

The results from the test of the effect on particle decantation with slaked lime addition (2 mg L^{-1}) were very conclusive; the SPM concentration largely decreased from $320 \pm 40 \text{ mg L}^{-1}$ to $27 \pm 5 \text{ mg L}^{-1}$ only a few minutes after slaked lime addition. SPM values obtained after treatment were in the range of concentrations measured in the *Combat* Creek before the beginning of the goldmining activities ($25 \pm 16 \text{ mg L}^{-1}$ – unpublished data) and of reported concentrations for three French Guiana creeks un-impacted by goldmining activities ($5 - 38 \text{ mg L}^{-1}$ – Muresan et al., (2008).

As expected, the slaked lime treatment induced a significant change in the chemical conditions in the experimental boxes. In the treated compartments (F10, F20, F1A and F2A), pH reached nearby 11 at the beginning of the experiment, while the untreated sediment slurry was between 4 and 5 (C10, C20, C1A and C2A). Figure 3 illustrates the progressive chemical stabilization of soil particles with water

during the three months of experimentation in the “open air” compartments. In both control compartments (*i.e.*, C1O and C2O), the pH progressively increased by about 1 pH unit over the first 60 days then stabilized, while conductivity slightly decreased. In contrast, in both experimental compartments where slaked lime was added (*i.e.*, F1O and F2O), a sharp decrease of pH (from 10.8 to 8) and conductivity (from 380 to 140) was monitored in the first days and even hours after flocculent addition (Fig. 3). Then, until the end of the experiment, pH progressively decreased to a stabilized value (7.7), while conductivity progressively increased during the same period from 130 to ~ 180 $\mu\text{S cm}^{-1}$. At the end of the experiment, pH and conductivity monitored in the water column of anoxic treated compartments were in the same range of oxic treated compartments. Eh measurements revealed an air leak in the two control compartments (C1A and C2A), thus, the following results and discussion will not consider these two so-called anoxic control compartments.

Large $[(\text{MMHg})_{\text{D}}]$ were monitored in the two anoxic compartments (*i.e.*, F1A and F2A) where slaked lime was added (Mean \pm SD = 0.65 ± 0.84 and 0.56 ± 0.36 ng L⁻¹, range = 0.002 to 2.27 and 0.37 to 1.52, respectively for F1A and F2A - Fig 4). Sulfides were not detectable for both anoxic compartments and Fe^{II} concentration profiles exhibited very low concentrations (<0.05 mg L⁻¹) in the water column and a sharp increase at the SWI to reach largest values in the sediment at – 4 cm. $[(\text{MMHg})_{\text{D}}]$ maxima in both F1A and F2A compartments were monitored on the SWI and were in the same range of $[(\text{MMHg})_{\text{D}}]$ maxima measured in *Yaoni* and *Combat* ponds. Large $[(\text{MMHg})_{\text{D}}]$ (Mean \pm SD = 0.26 ± 0.16 and 0.46 ± 0.07 ng L⁻¹, respectively for F1A and F2A) were also monitored in the water column at weak Eh values (-90mV). These large $[(\text{MMHg})_{\text{D}}]$ in the water column may results from the desorption of MMHg from particles after slaked lime addition or from *in situ*

methylation. In the beginning of the experiment, the increase in pH and conductivity resulting from the $\text{Ca}(\text{OH})_2$ dissolution may lead to aluminium oxide particle dissolution (Hind et al., 1999) and to the release of sorbed elements, including MMHg, from the particles surface through the water column. Such Al (hydr)oxides were identified in the field for the same soils as carrier phases for Hg (Guedron et al., 2009). Nevertheless, observations made in the oxic boxes are in contradiction with the hypothesis of MMHg release through the solution since no $(\text{MMHg})_D$ was monitored in the water column of treated oxic boxes where similar desorption may have occur (Fig 5). Thus, the hypothesis of the *in situ* methylation is more probable and we can reasonably speculate that a larger accessibility of dissolved elements (e.g., DOC, sulfates, nitrates, etc.) after slaked lime treatment would be stimulating for bacteria metabolism and furthermore for methylation under suboxic conditions as observed in lake tropical water columns below the oxycline (Coquery et al., 2003). In addition, the occurrence of $(\text{MMHg})_D$ peaks above the Fe^{II} maxima and in absence of sulfides suggests a Hg methylation by FRB rather than SRB (Fig. 4). Nevertheless, the absence of controls under anoxic conditions limits this interpretation. The diffusion of MMHg in the water column from the sediment can also be suggested. Since laboratory measurements were done in the dark, the rates of demethylation are thus reduced in the water column since photodemethylation is impossible. In the field, demethylation would certainly be larger in the water column after slaked lime addition since the absence of particle could not limit UVB penetration.

In opposition to anoxic compartments, $[(\text{MMHg})_D]$ were very low and close to the detection limit in all “open-air” experiments with and without slaked lime addition (Fig 5). In parallel, Eh and Fe^{II} concentration profiles didn’t show any significant vertical pattern. Such oxic conditions are not propitious for bacterial methylation (Benoit et

al., 2003). In addition, as discussed previously for the anoxic boxes, at pH 11, aluminium oxide dissolution occurs, while iron(III) hydroxide do not (Hind et al., 1999; Schwertmann and Cornell, 2000). Then, when the solution reach the equilibrium (pH 7.7), Al adsorbs on the various solid phases (Charlet et al., 1993) or Al- (hydr)oxides may re precipitate because of the low solubility of aluminium hydroxide below pH 9.5. The formation of such Fe and Al hydroxides, which are known to be great adsorbants for dissolved Hg and MMHg, may limit the presence of both Hg and MMHg in solution (Feyte, 2007).

3.3 Good practices for remediation

In opposition to field observation, Hg methylation under oxic conditions was not observed in laboratory experiment with and without addition of slaked lime even after 3 months of experiment. Based on these results, we can suggest that the methylation process under oxic conditions may be dependent on microbiological and geochemical parameters, which may have been modified in the lab experiments. Even if the production of MMHg under anoxic or suboxic conditions is evidenced in presence of slaked lime, the use of slaked lime as flocculent to enhance particles decantation rates have to be considered.

First, the rapid decrease of SPM after slaked lime addition to concentrations found in un-impacted creeks of French Guiana fits with the environmental policy requirements. Second, since the decantation yields are rapid, the drainage of decanted mine waters can also be done faster, allowing to avoid the formation of reducing conditions where MMHg production is the largest. In addition, since field observation showed that methylation occurred in the oxic water column, the particle decantation coupled with a rapid drainage of the pond may both increase

photodemethylation by facilitating UVB penetration and limit Hg methylation in the water column by reducing water residence time.

Following the drainage of the ponds two aspects have to be considered. First, even if the chemical equilibrium of treated waters is rapid allowing a rapid drainage of the pond, the final pH of treated waters is 2 to 3 pH units higher (7-8) than in stream waters (5). Thus, miners would have to dilute these treated waters with those of the mine diverted canals before it re-integrates the main stream. Second, when the ponds are drained and dried, the surface compaction of thin particles limits vegetation growth and natural forest succession is effectively stalled (Bradshaw, 1997). In this case, tailing ponds are subject to be filled during intense rain event and/or to superficial erosion leading to the re-suspension of particles. Thus, the success of rehabilitation depends on human intervention to restore soil fertility, which comprises reconstitution of the physico-chemical characteristics of the soils and the recovery of biological functions (especially microbial ones - Schimann et al., 2007). Schimann et al., (2007) demonstrated that 8 years after the introduction of legumes in a gold mined site of French Guiana, microbial activities were similar to those of natural forested soils. Thus, the revegetation of ponds will increase soil drainage and limit the occurrence of anoxia in soil pore waters which maybe restrictive for Hg methylation.

To resume, the rehabilitation of a gold mined site must be done rapidly after the exploitation, by fast decantation with slaked lime, drainage of decanted waters and covering the dried pond with OM rich materials (e.g., organic horizons remove at the beginning of mining operations) and reforestation, to prevent MMHg production and particulate emission through superficial erosion.

4. Summary and conclusion

Tailing ponds of industrial and small scale artisanal Amazonian gold mines can be assimilated to small scale biogeochemical reactors such as hydraulic reservoirs since similar geochemical conditions providing the occurrence of large dissolved methylmercury concentrations in both water column and sediment pore waters were evidenced in this study. The main feature in the comparison of both studied ponds is the large (MMHg)_D concentrations measured under various redox conditions (i.e., anoxic, suboxic and (hyp)oxic conditions) in both sediment and water column of the recent *Combat* tailing pond. The age and the substratum quality of the ponds were shown to be major parameters for mercury methylation since fresh OM, Hg content, sharp redox transitions enhance bacteria metabolism as much as methylating activities.

Laboratory experiments to test the efficiency of slaked lime addition on particles flocculation showed that the increase of decantation yield was rapid and efficient. No methylation occurred under oxic conditions, while large (MMHg)_D concentrations were measured under suboxic and anoxic conditions after slaked lime addition. It was concluded that the easiest way for gold miners to limit Hg methylation is to prevent the occurrence of reducing conditions by coupling decantation and drainage. The use of slaked lime appears to be a simple and not onerous solution in remediation process. The coupling of decantation, rapid drainage of the pond and human intervention to restore soil fertility, and reforest the site are the most effective processes to avoid Hg methylation during the mining activities.

Acknowledgments

399 This research was supported mainly by the CNRS as a part of the Mercury in
400 French Guiana research program and by the Boulanger Mine Company (CMB). We
401 also acknowledge Bernard Averty, Genlis Gallifet and Gwenael Cloarec for additional
402 support and help for the realization of this project.
403

- 405 Akagi, H., Malm, O., Branches, F. G. P., Kinjo, Y., Kashima, Y., Guimara, J. R. D.,
406 Oliveira, R. B., Haraguchi, K., Pfeiffer, W. C., Takizava, Y., et al., 1995.
407 Human exposure to mercury due to goldmining in the tapajos river basin,
408 Amazon, Brazil: speciation of mercury in human hair, blood and urine. *Water*
409 *Air Soil Poll.* 80, 85-94.
- 410 Amouroux, D., Monperrus, M., Tessier, E., Guyoneaud, R. Tracking the source and
411 fate of methylated mercury species in the water column of the Mediterranean
412 Sea. 9th International Conference on Mercury as a Global Pollutant. CAS,
413 Guiyang (China), 2009.
- 414 Baeyens, W., Leermakers, H., Dedeurwaerder, H., Lansens, P., 1991. Modelization
415 of the mercury fluxes at the air-sea interface. *Water Air Soil poll.* 56, 731-744.
- 416 Barret, J., 2004. Illustrated Atlas of French Guyana (in French). French Guyana
417 Publications Cayenne.
- 418 Benoit, J. M., Gilmour, C. C., Heyes, A., Mason, R. P., Miller, C. L., 2003.
419 Geochemical and biological controls over methylmercury production and
420 degradation in aquatic ecosystems. In: Cai Y, Braids OC, eds,
421 Biogeochemistry of Environmentally Important Trace Elements. 835. Oxford
422 University Press, pp. 262-297
- 423 Benoit, J. M., Gilmour, C. C., Mason, R. P., 2001. Aspects of bioavailability of
424 mercury for methylation in pure cultures of *Desulfobulbus propionicus* (1pr3).
425 *Appl. Environ. Microbiol.* 67, 51-58.
- 426 Benoit, J. M., Gilmour, C. C., Mason, R. P., Heyes, A., 1999. Sulfide controls on
427 mercury speciation and bioavailability to methylating bacteria in sediment pore
428 waters. *Environ. Sci. Technol.* 33, 951-957.
- 429 Bloom, N. S., Fitzgerald, W. F., 1988. Determination of volatil mercury spices at the
430 picogram level by low-temperature gas chromatography with cold-vapor
431 atomic fluorescence detection. *Anal. Chim. Acta* 208, 151-161.
- 432 Boudou, A., Maury-Brachet, R., Coquery, M., Durrieu, G., Cossa, D., 2005. Synergic
433 Effect of Gold Mining and Damming on Mercury Contamination in Fish.
434 *Environ. Sci. Technol.* 39, 2448-2454.
- 435 Bradshaw, A., 1997. Restoration of mined lands - using natural processes. *Ecological*
436 *Engineering* 8, 255-269.
- 437 Carmouze, J. P., Lucotte, M., Boudou, A., 2001. Mercury in the Amazon. Human and
438 environmental implications, health risks. Bondy (in French).
- 439 Charlet, L., Schindler, P. W., Spadini, L., Furrer, G., Zysset, M., 1993. Cation
440 adsorption on oxides and clays: The aluminum case. *Aquatic Sci.* 55, 291-303.
- 441 Coquery, M., Cossa, D., Azemard, S., Peretyazhko, T., Charlet, L., 2003.
442 Methylmercury formation in the anoxic waters of the Petit-Saut reservoir
443 (French Guiana) and its spreading in the adjacent Sinnamary river. *J. Phys. IV*
444 107, 327-331.
- 445 Cossa, D., Averty, B., Bretaudeau, J., Senard, A. S., 2003. Dissolved mercury
446 speciation in marine waters. Analysis methods in marine environment. Ifremer
447 and French Ecology, Durable Development Ministry (in French).
- 448 Cossa, D., Averty, B., Pirrone, N., 2009. The origin of methylmercury in open
449 Mediterranean waters. *Limnol. Oceanogr.* 54, 837-844.
- 450 Cossa, D., Coquery, M., Nakhle, K., Claisse, D., 2002. Total mercury and
451 monomethylmercury analysis in marine organisms and sediments. Analysis

- methods in marine environment. Ifremer and French Ecology, Durable Development Ministry (in French).
- Cossa, D., Gobeil, C., 2000. Mercury speciation in the Lower St. Lawrence estuary. *Can. J. Fish. Aquat. Sci.* 57, 138-147.
- Do Nascimento, N. R., Bueno, G. T., Fritsch, E., Herbillon, A. J., Allard, T., Melfi, A. J., Astolfo, R., Boucher, H., Li, Y., 2004. Podzolization as a deferralitization process: a study of an Acrisol-Podzol sequence derived from Palaeozoic sandstones in the northern upper Amazon Basin. *Eur. J. Soil Sci.* 55, 523-538.
- Dolbec, J., Mergler, D., Sousa Passos, C. J., Sousa de Morais, S., Lebel, J., 2000. Methylmercury exposure affects motor performance of a riverine population of the Tapajos river, Brazilian Amazon. *Internat. Arch. Occup. Environ. Health* 73, 195-203.
- Dominique, Y., Muresan, B., Duran, R., Richard, S., Boudou, A., 2007. Simulation of the Chemical Fate and Bioavailability of Liquid Elemental Mercury Drops from Gold Mining in Amazonian Freshwater Systems. *Environ. Sci. Tech.* 41, 7322 - 7329.
- Egal, E., Milési, J. P., Ledru, P., Cautru, J. P., Freyssinet, P., Thiéblemont, D., Vernhet, Y., 1994. Mineralogical resources and lithostructural evolution of French Guiana. 1/100 000 thematic map. Cayenne sheet. Mining Geol. Res. Bureau report (BRGM) R 38019 (in French).
- Feyte, S. Distribution of total mercury and methylmercury in sediments and sediment porewater of two contrasted basins of the same lake In: University WL, editor. 21st Annual Gananoque "Environmental Sciences and Engineering". Wilfrid Laurier University, Gananoque, Ontario, 2007, pp. 29.
- Fitzgerald, W. F., Lamborg, C. H., 2003. Geochemistry of mercury in the environment. In: Sherwood Lollar B, ed, *Treatise on Geochemistry*. 9. Elsevier, pp. 107-148
- Fleming, E. J., Mack, E. E., Green, P. G., Douglas, C. N., 2006. Mercury methylation from unexpected sources :molybdate-inhibited freshwater sediments and iron-reducing bacterium. *Appl. Environ. Microbiol.* 72, 457-464.
- Frery, N., Maury-Brachet, R., Maillot, E., Deheeger, M., Merona de, B., Boudou, A., 2001. Goldmining activities and mercury contamination of native Amerindian communities in french Guiana: key role of fish in dietary uptake. *Environ. Health Persp.* 109, 449-456.
- Gray, J., Hines, M., Higuera, P., Adatto, I., Lasorsa, B., 2004. Mercury speciation and microbial transformations in mine wastes, stream sediments, and surface waters at the Almadén mining district, Spain. *Environ. Sci. Technol.* 38, 4285-4292.
- Gray, J. E., Hines, M. E., Biester, H., 2006. Mercury methylation influenced by areas of past mercury mining in the Terlingua district, Southwest Texas, USA. *Appl. Geochem.* 21, 1940-1954.
- Guedron, S., Grangeons, S., Lanson, B., Grimaldi, M., 2009. Mercury speciation in a tropical soil association; Consequence of gold mining on Hg distribution in French Guiana. *Geoderma* 153, 331-346.
- Guedron, S., Grimaldi, C., Chauvel, C., Spadini, C., Grimaldi, M., 2006. Weathering versus atmospheric contributions to mercury concentrations in French Guiana soils. *Appl. Geochem.* 21, 2010-2022.
- Guimaraes, J. R. D., Meili, M., Hylander, L. D., Silva, E. d. C., Roulet, M., Mauro, J. B. N., de Lemos, R. A., 2000a. Mercury net methylation in five tropical flood

- plain regions of Brazil: high in the root zone of floating macrophyte mats but low in surface sediments and flooded soils. *Sci. Total Environ.* 261, 99-107.
- Guimaraes, J. R. D., Roulet, M., Lucotte, M., Mergler, D., 2000b. Mercury methylation along a lake-forest transect in the Tapajos river floodplain, Brazilian Amazon: seasonal and vertical variation. *Sci. Tot. Environ.* 261, 91-98.
- Hind, A. R., Bhargava, S. K., Grocott, S. C., 1999. The surface chemistry of Bayer process solids: a review. *Colloids and Surfaces A: Physicochemical and Engineering Aspects* 146, 359-374.
- Ikingura, J. R., Akagi, H., Mujumba, J., Messo, C., 2006. Environmental assessment of mercury dispersion, transformation and bioavailability in the Lake Victoria Goldfields, Tanzania. *J. Environ. Manag.* 81, 167-173.
- Jezequel, D., Brayner, R., Metzger, E., Viollier, E., Prevot, F., Fievet, F., 2007. Two-dimensional determination of dissolved iron and sulfur species in marine sediment pore-waters by thin-film based imaging. Thau lagoon (France). *Estuarine Coastal Shelf Sci.* 72, 420-431.
- Kehrig, H. A., Pinto, F. N., Moreira, I., Malm, O., 2003. Heavy metals and methylmercury in a tropical coastal estuary and a mangrove in Brazil. *Org. Geochem.* 34, 661-669.
- Lacerda, L. D., 1997. Global mercury emissions from gold and silver mining. *Water Air Soil Poll.* 97.
- Lacerda, L. D., Salomons, W., 1998. *Mercury from Gold and Silver Mining: A Chemical Time Bomb?* Springer-Verlag Berlin.
- Lamborg, C. H., Yigiterhan, O., Fitzgerald, W. F., Balcom, P. H., Hammerschmidt, C. R., Murray, J., 2008. Vertical distribution of mercury species at two sites in the Western Black Sea. *Mar. Chem.* 111, 77-89.
- Lin, C. C., Jay, J. A., 2007. Mercury methylation by planktonic and biofilm cultures of *Desulfovibrio desulfuricans*. *Environ. Sci. Technol.* 41, 6691-6697.
- Muresan, B. Mercury geochemistry in the *continuum* of Petit Saut reservoir and the Sinnamary estuary, French Guiana (in French). University of Bordeaux I, PhD Thesis, 2006, pp. 264.
- Muresan, B., Cossa, D., Jezequel, D., Prevot, F., Kerbellec, S., 2007. The biogeochemistry of mercury at the sediment-water interface in the Thau lagoon. 1. Partition and speciation. *Estuarine Coastal Shelf Sci.* 72, 472-484.
- Muresan, B., Cossa, D., Richard, S., Dominique, Y., 2008. Monomethylmercury sources in a tropical artificial reservoir. *Appl. Geochem.* 23, 1101-1126.
- Pfeiffer, W. C., Lacerda, L. D., Salomon, W., Malm, O., 1993. Environmental fate of mercury from gold mining in the brazilian Amazon. *Environ. Rev.* 1, 26-37.
- Roulet, M., Guimaraes, J. R. D., Lucotte, M., 2001a. Methylmercury production and accumulation in sediments and soils of an amazonian floodplain - Effect of seasonal inundation. *Water Air Soil Poll.* 128, 41-60.
- Roulet, M., Lucotte, M., 1995. Geochemistry of mercury in pristine and flooded ferrallitic soil of a tropical rain forest in French Guiana, South America. *Water, Air, Soil Poll.* 80, 1079-1088.
- Roulet, M., Lucotte, M., Canuel, R., Farella, N., Freitas Goch, Y. G. D., Pacheco Peleja, J. R., Guimaraes, J.-R. D., Mergler, D., Amorim, M., 2001b. Spatio-Temporal Geochemistry of Mercury in Waters of the Tapajos and Amazon Rivers, Brazil. *Limnol. Oceanogr.* 46, 1141-1157.
- Schimann, H., Joffre, R., Roggy, J.-C., Lensi, R., Domenach, A.-M., 2007. Evaluation of the recovery of microbial functions during soil restoration using near-infrared spectroscopy. *Appl. Soil Ecol.* 37, 223-232.

- Schroeder, W. H., Munthe, J., 1998. Atmospheric mercury - An overview. *Atmos. Environ.* 32, 809-822.
- Schwertmann, U., Cornell, R. M., 2000. Iron oxides in the laboratory : preparation and characterization. Wiley-VCH Weinheim.
- Smodis, B., 2006. Mercury cycling in contaminated tropical non-marine ecosystems. *J. Environ. Manag.* 81, 93-94.
- Sunderland, E. M., Krabbenhoft, D. P., Moreau, J. W., Strode, S. A., Landing, W. M., 2009. Mercury sources, distribution, and bioavailability in the North Pacific Ocean: Insights from data and models. *Global Biogeochem. Cycles* 23.
- Tseng, C. M., de Diego, A., Pinaly, H., Amouroux, D., Donard, O. F. X., 1998. Cryofocusing coupled to atomic absorption spectrometry for rapid and simple mercury speciation in environmental matrices. *J. Anal Atom Spectro.* 13, 755-764.
- Ullrich, S. M., Tanton, T. W., Abdrashitova, S. A., 2001. Mercury in the aquatic environment: A review of factors affecting methylation. *Crit. rev. Environ. Sci. Technol.* 31, 241-293.
- Veiga, M. M., Hinton, J., Lilly, C. mercury in the Amazon: a comprehensive review with special emphasis on bioaccumulation and bioindicator. *Proc. National Institute for Minamata disease, Minamata, Japon, 1999*, pp. 19-39.
- Watras, C., 1992. Mercury and methylmercury in individual zooplankton: implications for bioaccumulation. *Limnol. Oceanogr.* 37, 1313-1318.
- Watras, C. J., Bloom, N. S., Hudson, R. J. M., Gherini, S., Munson, R., Claas, S. A., Morrison, K. A., Hurley, J., Wiener, J. G., Fitzgerald, W. F., et al., 1994. Sources and Fates of mercury and methylmercury in Wisconsin lakes, Mercury pollution: integration and synthesis, pp. 153-177
- Winch, S., Praharaj, T., Fortin, D., Lean, D. R. S., 2008. Factors affecting methylmercury distribution in surficial, acidic, base-metal mine tailings. *Sci. Tot. Environ.* 392, 242-251.

Figure captions

Figure 1. French Guiana map and location of the studied gold mine sites.

Figure 2. Field observations. Vertical profiles of dissolved monomethylmercury ((MMHg)_D), redox potential (Eh) and reduced iron (Fe^{II}) in water column and in sediment pore water of Combat (dark triangles) and Yaoni (dark squared) decantation basins, sulfide-accumulating zone (SAZ, grey color) and sediment-water interface (0cm).

Figure 3. Laboratory experiments. pH and conductivity changes with time in oxic compartments with slake lime addition (F1O and F2O) and oxic control compartments (C1O and C2O) without flocculant.

Figure 4. Laboratory experiments. Vertical profiles of dissolved monomethylmercury ((MMHg)_D), redox potential (Eh) and reduced iron (Fe^{II}) in water column and in sediments pore water of anoxic compartments with slake lime addition (F1A: dark diamonds and F2A: dark x-hair diamonds).

Figure 5. Laboratory experiments. Vertical profiles of dissolved monomethylmercury ((MMHg)_D), redox potential (Eh) and reduced iron (Fe^{II}) in water column and in sediments pore water of open air compartments with slake lime addition (F1O: white diamonds and F2O: x-hair diamonds) and open air control compartments (C1O: white circles and C2O: x-hair white circles) without slake lime.

Fig. 1.

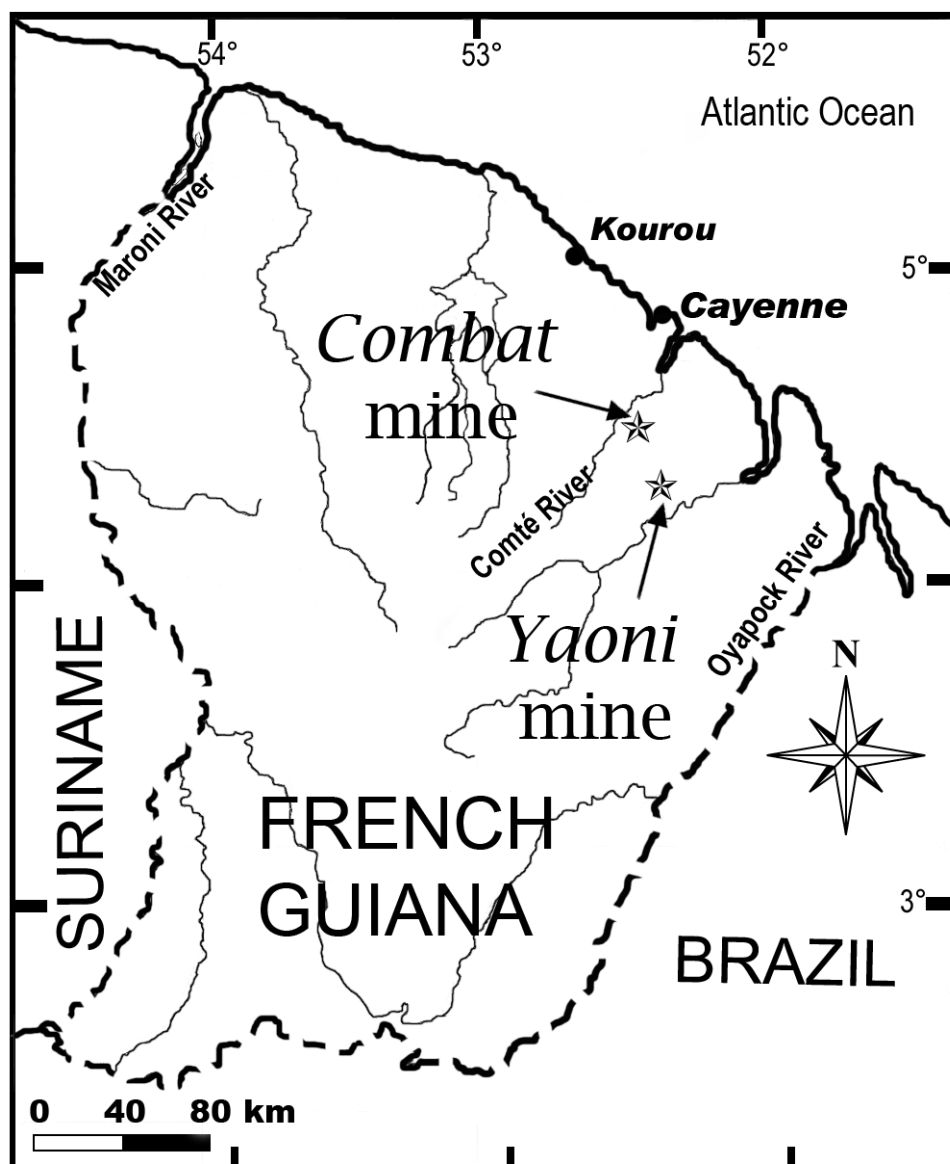


Fig. 2.

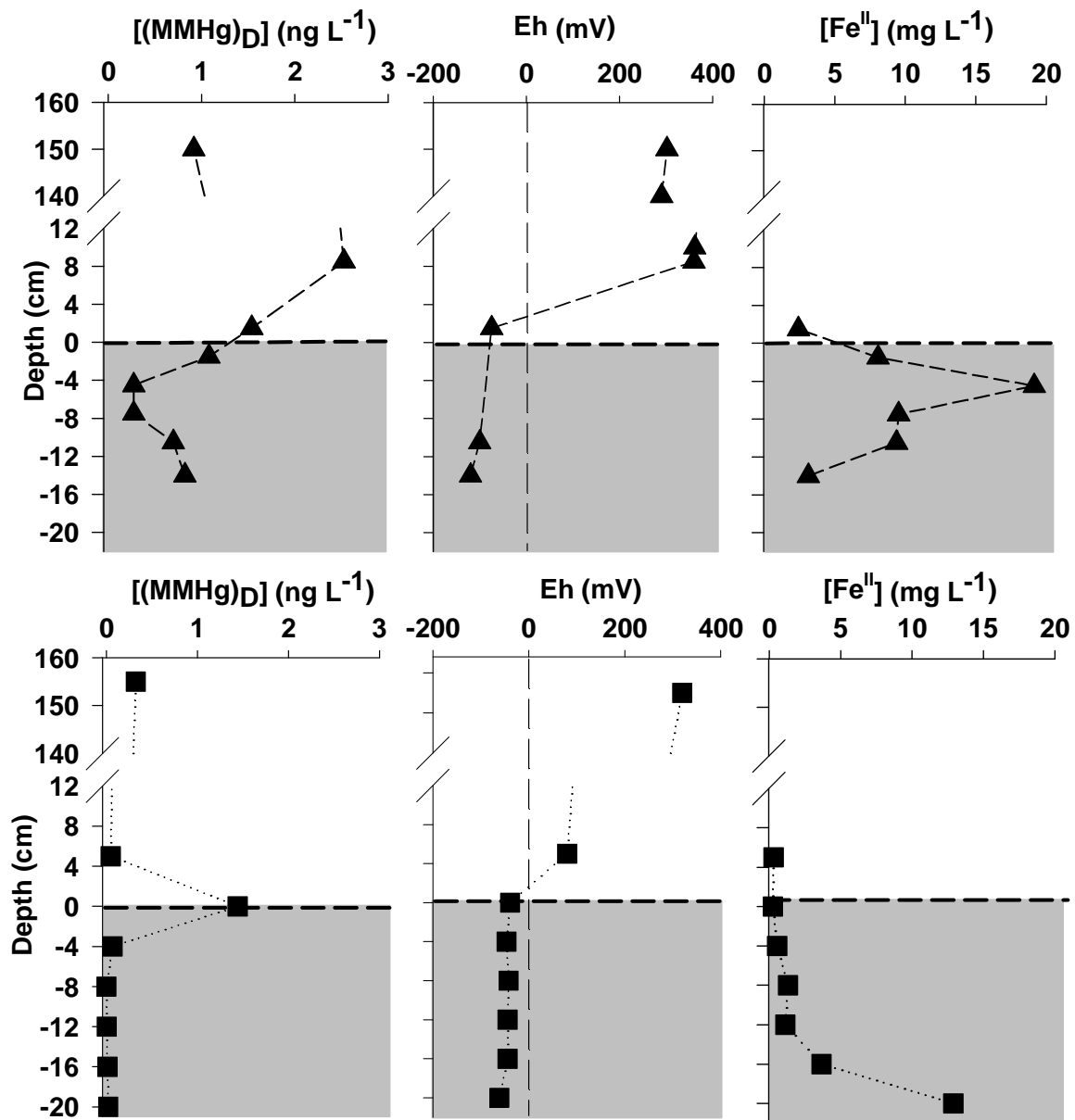
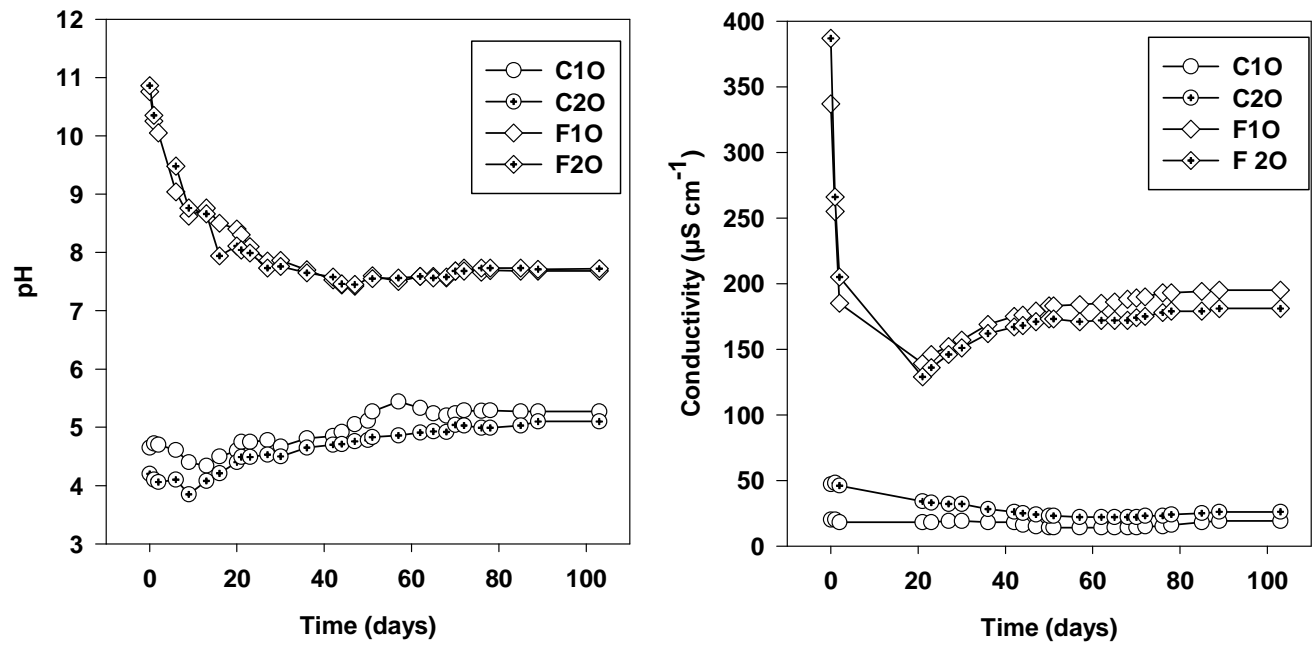
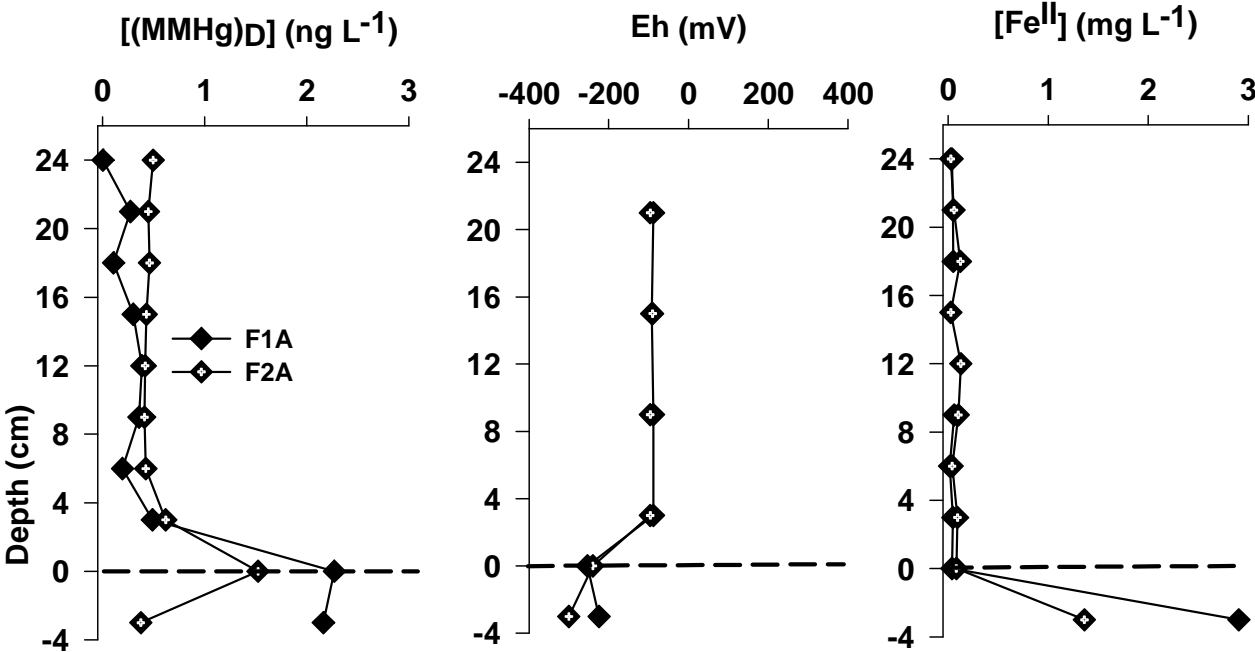


Fig. 3.



632 Fig. 4.



633
634
635

Fig. 5.

