



HAL
open science

Nuclear field shift effect in isotope fractionation of thallium

Toshiyuki Fujii, Frédéric Moynier, Arnaud Agranier, Emmanuel Ponzevera,
Minori Abe, Akihiro Uehara, Hajimu Yamana

► **To cite this version:**

Toshiyuki Fujii, Frédéric Moynier, Arnaud Agranier, Emmanuel Ponzevera, Minori Abe, et al.. Nuclear field shift effect in isotope fractionation of thallium. *Journal of Radioanalytical and Nuclear Chemistry*, 2013, 296 (1), pp.261-265. 10.1007/s10967-012-2181-4 . insu-00733025

HAL Id: insu-00733025

<https://insu.hal.science/insu-00733025>

Submitted on 6 Nov 2022

HAL is a multi-disciplinary open access archive for the deposit and dissemination of scientific research documents, whether they are published or not. The documents may come from teaching and research institutions in France or abroad, or from public or private research centers.

L'archive ouverte pluridisciplinaire **HAL**, est destinée au dépôt et à la diffusion de documents scientifiques de niveau recherche, publiés ou non, émanant des établissements d'enseignement et de recherche français ou étrangers, des laboratoires publics ou privés.

Nuclear field shift effect in isotope fractionation of thallium

Toshiyuki Fujii^{1,*}, Frédéric Moynier², Arnaud Agrancier³, Emmanuel Ponzevera⁴, Minori Abe⁵,
Akihiro Uehara¹, Hajimu Yamana¹,

¹ Research Reactor Institute, Kyoto University, 2-1010 Asashiro Nishi, Kumatori, Sennan, Osaka, 590-0494, Japan

² Department of Earth and Planetary Sciences and McDonnell Center for Space Sciences, Washington University in St. Louis, Campus Box 1169, 1 Brookings Drive, Saint Louis, MO, 63130-4862, USA

³ UMR 6538, Domaines Océaniques, Institut Universitaire Européen de la Mer (IUEM), Place Nicolas Copernic, 29820, Plouzané, France

⁴ Laboratoire de Géochimie et Métallogénie, Département Géosciences Marines, IFREMER, Z.I. Pointe du diable, BP 70, 29280, Plouzané, France

⁵ Department of Chemistry, Graduate School of Science and Engineering, Tokyo Metropolitan University, 1-1 Minami-Osawa, Hachioji-shi, Tokyo, 192-0397, Japan

*: Corresponding author : Toshiyuki Fujii, email address : tosiyuki@rri.kyoto-u.ac.jp

Abstract:

Environmental transport of Tl is affected by redox reaction between Tl(I) and Tl(III) and ligand exchange reactions of them. In order to deepen the knowledge of Tl chemistry, we investigated fractionation of Tl stable isotopes (²⁰³Tl and ²⁰⁵Tl) in a chemical exchange system. Tl isotopes were fractionated in a liquid–liquid extraction system, in which aqueous and organic phases are hydrochloric acid solution and dichloroethane including a crown ether, respectively. After purification by ion-exchange chemistry, the isotope ratio of ²⁰⁵Tl/²⁰³Tl in equilibrated aqueous phase was measured precisely by multiple-collector–inductively-coupled-plasma–mass-spectrometry. A large isotope fractionation >1 ‰ was found. Electronic structures of possible Tl species (hydrated Tl⁺, Tl³⁺, and Tl chlorides) were calculated by ab initio methods, and the isotope fractionation factor was theoretically obtained. The isotope fractionation via intramolecular vibrations was calculated to be much smaller than the experimental result. The isotope fractionation via isotopic change in nuclear volume, named the nuclear field shift effect, was calculated to be >1 ‰ in Tl(I)–Tl(III) redox systems and/or ligand exchange systems of Tl(III). The nuclear field shift effect was found to be the major origin of Tl isotope fractionation.

Keywords: Thallium ; Isotope fractionation ; Redox ; Ligand exchange ; Nuclear field shift ; Ab initio calculation

39 Introduction

40 Thallium is a highly toxic heavy element. Pollution by Tl is found in mining districts and its migration
41 introduces Tl into surface water, soils, plants, and so on [1]. Environmental transport of Tl is affected by
42 chemical exchange reactions of related Tl species, that is, redox reaction between Tl(I) and Tl(III) and ligand
43 exchange reactions of them. The Tl isotope fractionation in the chemical exchange reactions is of interest, since
44 it may result in the isotopic variation of Tl in nature.

45 The classic theory of isotope effect has been established by Urey, Bigeleisen, and Mayer [2,3]. The
46 theory originates from the difference in the intramolecular vibrational energies of isotopologues. The theory
47 predicts the mass-dependent isotope fractionation. The magnitude of isotope effect (isotope enrichment factor, ϵ)
48 is proportional to $\delta m/mm'$, where δm means the isotopic mass difference of masses m and m' of two isotopes
49 (prime represents the light isotope). The vibrational isotope effect is predominant in isotope fractionation of light
50 elements. The isotope effect found in heavy elements has frequently been larger than that expected by the classic
51 theory. This is now recognized as the nuclear field shift effect [4,5]. The nuclear field shift effect, which results
52 from the isotopic change in the nuclear size and shape, is larger for heavy elements and it is recognized as the
53 major origin of the mass-independent isotope fractionation in chemical exchange reactions [4-11], for example,
54 $\sim 1\%/amu$ (atomic mass unit) fractionation is possible for Hg [6], Tl [6], Pb [7], and U [4,5,8-10]. For middle
55 heavy elements, Mo [12], Ru [6,12], and Pd [13], 0.05-0.3%/amu of the nuclear field shift effect is estimated.
56 For light elements such as Ni [14] and Zn [15], the nuclear field shift effect is estimated to be small as
57 0.02-0.03%/amu.

58 The nuclear field shift effect of Tl is demonstrated in the present study. The isotope fractionation in a
59 two-phase distribution of Tl was studied, in which an aqueous solution and an organic solution were used. A
60 macrocyclic compound called crown ether was selected as a complexation agent with Tl. The isotopic ratio of Tl,
61 $^{205}\text{Tl}/^{203}\text{Tl}$, was measured precisely by multiple-collector inductively-coupled-plasma mass-spectrometry
62 (MC-ICP-MS). As supporting information for the isotope separation factor obtained, we performed the
63 molecular orbital calculations for related Tl complexes. The isotope fractionation via intramolecular vibrations
64 was estimated as the reduced partition function ratio (RPF) of isotopologues. The contribution of the nuclear
65 volume to the RPF was also estimated by *ab initio* methods.

66

67 Experimental

68 All chemicals were reagent grade. TlCl was dissolved in HCl, and 0.1 mol dm⁻³ (M) Tl(I) with various [HCl]
69 was prepared. The natural potential of each aqueous phase was measured by using two-electrode system. A Pt
70 wire and a Ag|AgCl electrode were used as working and reference electrodes, respectively. The organic phase
71 was 0.1 M dicyclohexano-18-crown-6 (DC18C6) in 1,2-dichloroethane. A 7 cm³ aqueous solution and a 7 cm³
72 organic solution were mixed in a glass vial with a stirrer bar, and the glass vial was sealed. The two phases were
73 stirred by a magnetic stirrer for 30 min. After the extraction equilibrium was attained, the two phases were
74 separated by centrifugation. An aliquot of the upper aqueous solution was taken for analysis. These procedures
75 were carried out at 298 ± 0.5 K. The Tl concentration in the sample solution was analyzed by ICP-AES (Thermo
76 Fisher Scientific, iCAP 6300 Duo).

77 Organic impurities carried over the extraction were separated from Tl on anion exchange resin
78 (AG1X8 200-400 mesh) in HBr/HNO₃. The sample solution was dried up, and then dissolved into a few drops of
79 9M HBr. This was dried up by heating once more, and then dissolved into 0.5 M HBr again. On the anion
80 exchange resin in 0.5 M HBr, Tl was strongly adsorbed while organic substances passed through freely. Finally,
81 Tl was collected in 0.5 M HNO₃. Since Tl was totally recovered, no isotope fractionation occurs in this
82 procedure.

83 Solutions of purified Tl (40 ng g⁻¹ in 0.3 M HNO₃) were analyzed on a Neptune (Thermo Fisher
84 Scientific) MC-ICP mass spectrometer at the "Pole Spectrometrie Ocean" (PSO) of Brest. MC-ICP-MS
85 technique has opened up high precision measurements of stable isotope ratios of heavy elements [16]. Samples
86 and standards were spiked with Pb isotopic standard NIST981 (National Institute of Standards and Technology)
87 to achieve [Tl]/[Pb] ~ 4 to correct for mass discrimination. Isotopes ²⁰³Tl, ²⁰⁵Tl, ²⁰⁶Pb, and ²⁰⁷Pb were collected
88 on Faraday cups and an exponential mass discrimination law [17] using ²⁰⁷Pb/²⁰⁶Pb = 0.91464 was applied to
89 correct ²⁰⁵Tl/²⁰³Tl ratios. Procedural blanks and instrumental background were corrected simultaneously by
90 measuring on peak zero signals. Analytical uncertainty was 0.04% (2σ). No isobaric interference was observed.
91 Each sample solution was analyzed 6 times by standard-sample bracketing.

92 The molecular geometries and vibrational frequencies of aqueous Tl(I) and Tl(III) species were
93 calculated by using the density functional theory (DFT) implemented by the Gaussian03 code [18]. The DFT
94 method employed here is a hybrid density functional consisting of Becke's [19] three-parameter non-local hybrid
95 exchange potential (B3) with Lee-Yang-and Parr (LYP) [20] non-local functionals. The 6-31++G** basis set
96 (all-electron basis set) was chosen for H, O, and Cl. Stuttgart/Dresden effective core potential (SDD)
97 compensated the relativistic effect [21] was chosen for Tl.

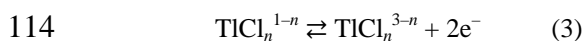
98 The contribution of the nuclear volume was estimated by the numerical multiconfigurational
 99 Dirac-Coulomb Hartree-Fock (MCDCHF) method implemented in the four-component relativistic atomic
 100 program package GRASP2K [22] and the Dirac-Coulomb Hartree-Fock (DCHF) method implemented in the
 101 UTChem program [23]. Calculations of the electronic structure of $Tl^0([Xe]4f^{14}5d^{10}6s^26p^1)$, $Tl^+([Xe]4f^{14}5d^{10}6s^2)$,
 102 $Tl^{3+}([Xe]4f^{14}5d^{10})$, and a few simple Tl molecules were performed. Exponents of basis sets are taken from
 103 Faegri's four-component basis for Tl [24], third-order Douglas-Kroll basis for H and Cl [25], and ANO-RCC for
 104 O [26]. Contraction coefficients are optimized by four-component atomic calculations [27]. After we added
 105 some diffuse and polarization functions, the final contraction form of the large component basis sets is
 106 $[23s21p14d9f]/(8s7p5d3f)$ for Tl, $(16s11p1d)/[4s3p1d]$ for Cl, $(14s9p2d)/[3s2p2d]$ for O, and $(8s2p)/[3s2p]$ for H.
 107 More details are in the literature [8-10].

108

109 Results and Discussion

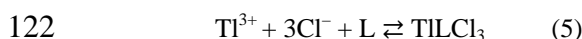
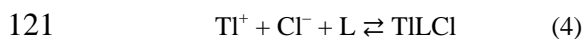
110 *Isotope fractionation of Tl by crown ether extraction*

111 Chemical species of Tl(I) and Tl(III) in HCl media considered here are related through the following reactions,



115 where $n = 3$ of reaction 1 was not found [28]. The stability constants of equilibria 1 and 2 have been reported in
 116 literatures [28,29]. Complexation proceeds easily in the HCl system. According to the literature data [30] and the
 117 natural potentials measured, the aqueous phase prepared contains 0.2-0.5% of Tl(III), and the rests are Tl(I).
 118 Though the present system is mainly controlled by ligand exchange reactions of Tl(I), the redox reaction 3 exists.

119 A few studies on Tl extraction with crown ethers have been reported [31,32]. A neutral ligand
 120 DC18C6 precedes ion association extraction, and hence the extraction reaction of Tl can be written as,



123 where L stands for DC18C6. The distribution ratio is defined as,

$$124 \quad D = ([Tl(I)] + [Tl(III)])_{org}/([Tl(I)] + [Tl(III)])_{aq} \quad (6)$$

125 where subscripts *org* and *aq* mean the organic and aqueous phases, respectively. Acidity dependence of D
 126 obtained is shown in Fig. 1a. High extractability of Tl(III) is known for HCl/DC18C6 systems [32]. Tl(I) is not
 127 extracted from diluted HCl but from concentrated HCl [32]. The steep increase of D at low [HCl] region is

128 attributable to the extraction of Tl(III). The extraction of Tl(I) becomes significant with the increase of [HCl].
 129 Anionic species of Tl chlorides form at concentrated HCl region, and this would depress the extraction of both
 130 Tl(I) and Tl(III). The extraction system is schematically shown in Fig 1b. The extraction behavior of Tl can be
 131 summarized as,

132 Low acidity: Tl(III) is mainly extracted to the organic phase. Tl(I) remains in the aqueous phase, which is partly
 133 oxidized to Tl(III).

134 High acidity: Both Tl(I) and Tl(III) are extracted to the organic phase. Higher complexation of Tl ions with Cl⁻
 135 occurs in the concentrated HCl.

136 Isotope fractionation of Tl found in the equilibrated aqueous phase was evaluated as,

$$137 \quad \delta^{205}\text{Tl} = \left(\frac{[^{205}\text{Tl}]/[^{203}\text{Tl}]_{\text{aq}}}{[^{205}\text{Tl}]/[^{203}\text{Tl}]_{\text{ref}}} - 1 \right) \times 1000 \quad (7)$$

138 where the subscript *ref* means the reference. Isotope ratio ²⁰⁵Tl/²⁰³Tl of the starting material was set to be
 139 (²⁰⁵Tl/²⁰³Tl)_{ref}. The δ²⁰⁵Tl values obtained are shown in Fig. 2. Analytical errors (2σ) of 6 replicates are shown
 140 together. Small positive isotope fractionation was observed at high [HCl] region, while large negative isotope
 141 fractionation at low [HCl] region.

142

143 *Estimation of Tl isotope effect by ab initio methods*

144 Firstly, we estimated the magnitude of the conventional mass effect. In order to evaluate the respective
 145 strength of mass-dependent effects, some quantum chemical calculations of the vibrational energies of the
 146 aqueous Tl(I) and Tl(III) species were performed. Coordination number of hydrated Tl species was set to 4-6
 147 according to the literatures [33-36].

148 The structures of Tl⁺, Tl³⁺, and their hydrated chlorides were optimized and then intramolecular
 149 frequencies of these species were calculated in order to evaluate δ²⁰⁵Tl. The isotope enrichment factor due to the
 150 intramolecular vibrations can be evaluated from the reduced partition function ratio (RPFR) [3], (*s/s'*)*f*,

$$151 \quad \ln (s/s')f = \sum [\ln b(u_i') - \ln b(u_i)] \quad (8)$$

$$152 \quad \ln b(u_i) = -\ln u_i + u_i/2 + \ln(1 - e^{-u_i}) \quad (9)$$

$$153 \quad u_i = hv_i/kT \quad (10)$$

154 where *v* means vibrational frequency. The subscript *i* stands for the *i*th molecular vibrational level with primed
 155 variables referring to the light isotopologue. The isotope enrichment factor due to the molecular vibration can be
 156 evaluated from the frequencies (*v*) summed over all the different modes. The RPFRs obtained for the isotope pair
 157 ²⁰³Tl-²⁰⁵Tl at 298 K are shown in Table 1. The reported RPFRs calculated for hydrated Tl⁺ and Tl³⁺ at 298 K [6]

158 are shown together. Our calculations show quite good agreement with the reported values. Though the structure
159 of the Tl-crown complex is not clear, a similar magnitude of the RPFRR may be expected.

160 The acidity dependence of $\delta^{205}\text{Tl}$ shown in Fig. 2 results from ligand exchange and/or redox reactions
161 of Tl(I) and Tl(III) species. The RPFRRs of Tl(I) are ranged in 0.02-0.08‰. The difference is only 0.06‰. The
162 RPFRRs of Tl(III) are ranged in 0.37-0.44‰. The difference is also 0.07‰. These values due to ligand exchange
163 reactions are too small to distinguish as the isotope fractionation. The maximum difference in RPFRRs between
164 Tl(I) and Tl(III) species is 0.42‰. This magnitude due to redox reaction is 10 times smaller than $\delta^{205}\text{Tl}$ found in
165 low [HCl] region. The results indicate that the conventional mass effect is not the major origin of Tl isotope
166 fractionation in our experimental system.

167 The nuclear field shift is an isotope shift in orbital electrons [37]. This results from the isotopic
168 difference in the nuclear size and shape. For example, the root-mean-square charge radii $\langle r^2 \rangle^{1/2}$ of ^{203}Tl and ^{205}Tl
169 are 5.4664×10^{-15} m and 5.4763×10^{-15} m [38], respectively. The nuclear charge distribution gives an electric field,
170 and its isotopic difference shifts the atomic energy levels, also displacing the electronic molecular states. The
171 nuclear field shift effect $\ln K_{\text{fs}}$ can be written.

$$172 \quad \ln K_{\text{fs}} = hc\nu_{\text{fs}}/kT \quad (11)$$

173 where ν_{fs} means nuclear field shift, and $hc\nu_{\text{fs}}$ is the isotopic displacement of electronic energy level δE due to the
174 nuclear field shift. In the present study, the total electronic energies at the ground states of Tl^0 , Tl^+ , and Tl^{3+} were
175 calculated for different isotopes with different nuclear charge radii. Calculations for a few simple Tl molecules
176 were also tested. The molecular structures were optimized by the similar method to obtain RPFRRs.

177 The $\ln K_{\text{fs}}$ values calculated are shown in Table 2. The reference is Tl^0 . In K_{fs} values calculated by
178 another DCHF method [6] are shown together. Our calculations agreed with the reported data. The nuclear field
179 shift effect is attributable to the probability density of electrons at nucleus, and hence, drastic change in the
180 electron configuration should cause a larger effect. A drastic case here is the $\text{Tl}^+-\text{Tl}^{3+}$ redox reaction. The
181 difference of $\ln K_{\text{fs}}$ values between Tl^+ and Tl^{3+} is 2.8‰. At low [HCl] region, Tl(III) is extracted in the organic
182 phase and the major valence of Tl species in the aqueous phase is Tl(I). Since we measured the isotope
183 fractionation in the aqueous phase, the isotope effect close to -2.8‰ would be observed as $\delta^{205}\text{Tl}$. The
184 conventional mass effect as mentioned above is expected to be $\sim 0.42\text{‰}$ for the $\text{Tl}^+-\text{Tl}^{3+}$ redox reaction. Totally
185 $\delta^{205}\text{Tl}$ of -3.2‰ is expected. Hence, the isotope fractionation of -3 to -4‰ at low [HCl] region is possible by the
186 isotope effect in the $\text{Tl}^+-\text{Tl}^{3+}$ redox reaction. With the increase of [HCl], Tl(I) is extracted and this would have
187 depressed $\delta^{205}\text{Tl}$. The ion association of Tl with Cl^- would have changed $\ln K_{\text{fs}}$. It should be noted that the

188 complexation of Tl with DC18C6 also creates the nuclear field shift effect during the extraction. The $\ln K_{fs}$
189 values of hydration (H_2O) and covalent bonding (O^{2-}) are shown in Table 2. Dehydration and complexation with
190 DC18C6 occur in the Tl extraction. If the coordination property of O donors of DC18C6 is similar to that of
191 hydrated water, the nuclear field shift effect in the DC18C6 complexation is insignificant due to the small
192 change in $\ln K_{fs}$. Conversely, the covalency of Tl-DC18C6 complex would result in a possible nuclear field shift
193 effect.

194

195 *Conclusions*

196 Thallium isotopes were fractionated in HCl/DC18C6 solvent extraction system. $\delta^{205}Tl > 1\text{‰}$ was observed. The
197 conventional mass-dependent isotope fractionation estimated by the DFT calculation was smaller than the
198 experimental results. The nuclear field shift effect was estimated by the *ab initio* method including a finite
199 nuclear model. The magnitude of nuclear field shift effect in the $Tl^+ - Tl^{3+}$ redox reaction calculated was $> 1\text{‰}$
200 and similar to $\delta^{205}Tl$ experimentally obtained. Therefore, the nuclear field shift effect is most probable origin of
201 Tl isotope fractionation.

202

203 *Acknowledgements*

204 FM acknowledged the support of NASA COSMO #NNX12AH70G, EXO #NNX12AD88G, and ICARES
205 Washington University in St. Louis. AA thanks Conseil Régional de Bretagne for the funding of MS work. MA
206 thanks the Japan Society for the Promotion of Science for the funding of Grant-in-Aid for JSPS Fellows.

207

208

209 *References*

- 210 [1] Deruck A, Dams R (1985) *J Radioanal Nucl Chem* 94:87
- 211 [2] Urey HC (1947) *J Chem Soc* 562
- 212 [3] Bigeleisen J, Mayer MG (1947) *J Chem Phys* 15:261
- 213 [4] Bigeleisen J (1996) *J Am Chem Soc* 118:3676
- 214 [5] Nomura M, Higuchi N, Fujii Y (1996) *J Am Chem Soc* 118:9127
- 215 [6] Schauble EA (2007) *Geochim Cosmochim Acta* 71:2189
- 216 [7] Fujii T, Moynier F, Agranier A, Ponzevera E, Abe M (2011) *Proc Radiochim Acta* 1:387
- 217 [8] Abe M, Suzuki T, Fujii Y, Hada M (2008) *J Chem Phys* 128:144309.
- 218 [9] Abe M, Suzuki T, Fujii Y, Hada M, Hirao K (2008) *J Chem Phys* 129:164309
- 219 [10] Abe M, Suzuki T, Fujii Y, Hada M, Hirao K (2010) *J Chem Phys* 130:044309
- 220 [11] Fujii T, Moynier F, Albarède F (2009) *Chem Geol* 267:139
- 221 [12] Fujii T, Moynier F, Telouk P, Albarède F (2006) *Astrophys J* 647:1506
- 222 [13] Fujii T, Moynier F, Agranier A, Ponzevera E, Abe M (2011) *Proc Radiochim Acta* 1:339
- 223 [14] Fujii T, Moynier F, Dauphas N, Abe M (2011) *Geochim Cosmochim Acta* 75:469
- 224 [15] Fujii T, Moynier F, Telouk P, Abe M (2010) *J Phys Chem* 114:2543
- 225 [16] Zinner E, Moynier F, Stroud R (2011) *Proc Natl Acad Sci* 108:9135
- 226 [17] Maréchal C, Telouk P, Albarède F (1999) *Chem Geol* 156:251
- 227 [18] Frisch MJ, Trucks GW, Schlegel HB, Scuseria GE, Robb MA, Cheeseman JR, Montgomery Jr JA, Vreven
- 228 T, Kudin KN, Burant JC, Millam JM, Iyengar SS, Tomasi J, Barone V, Mennucci B, Cossi M, Scalmani G, Rega
- 229 N, Petersson GA, Nakatsuji H, Hada M, Ehara M, Toyota K, Fukuda R, Hasegawa J, Ishida M, Nakajima T,
- 230 Honda Y, Kitao O, Nakai H, Klene M, Li X, Knox JE, Hratchian HP, Cross JB, Adamo C, Jaramillo J, Gomperts
- 231 R, Stratmann RE, Yazyev O, Austin AJ, Cammi R, Pomelli C, Ochterski JW, Ayala PY, Morokuma K, Voth GA,
- 232 Salvador P, Dannenberg JJ, Zakrzewski VG, Dapprich S, Daniels AD, Strain MC, Farkas O, Malick DK, Rabuck
- 233 AD, Raghavachari K, Foresman JB, Ortiz JV, Cui Q, Baboul AG, Clifford S, Cioslowski J, Stefanov BB, Liu G,
- 234 Liashenko A, Piskorz P, Komaromi I, Martin RL, Fox DJ, Keith T, Al-Laham MA, Peng CY, Nanayakkara A,
- 235 Challacombe M, Gill PMW, Johnson B, Chen W, Wong MW, Gonzalez C, Pople JA *Gaussian 03*, Revision 6.1,
- 236 Gaussian, Inc., Pittsburgh PA, 2003
- 237 [19] Becke AD (1993) *J Chem Phys* 98:5648
- 238 [20] Lee CT, Yang WT, Parr RG (1988) *Phys Rev B* 37:785

- 239 [21] Küchle W, Dolg WM, Stoll H, Preuss H (1991) Mol Phys 74:1245
- 240 [22] Jönsson P, He X, Fischer CF, Grant IP (2007) Comput Phys Commun 177:597
- 241 [23] The UTChem program package is available at <http://utchem.qcl.t.u-tokyo.ac.jp/>
- 242 [24] Faegri K (2001) Theo Chem Acc 105:252
- 243 [25] Tsuchiya T, Abe M, Nakajima T, Hirao K (2001) J Chem Phys 115:4463
- 244 [26] Roos BO, Lindh R, Malmqvist PÅ, Veryazov V, Widmark PO (2005) J Phys Chem A 109:6575
- 245 [27] Koc K, Ishikawa Y (1994) Phys Rev A 49:794
- 246 [28] Read AJ, Aldridge LP (1992) J Solution Chem 21:1231
- 247 [29] Woods MJM, Gallagher PK, Hugus ZZ, King EL (1964) Inorg Chem 3:1313
- 248 [30] Hughes RH, Garner CS (1942) J Am Chem Soc 64:1644
- 249 [31] Hardcastle JE, Jordan TA Alam I, Caswell LR (1984) J Radioanal Nucl Chem 87:259
- 250 [32] Koshima H, Onishi H (1986) Analyst 111:1261
- 251 [33] Lee HG (1972) Coord Chem Rev 8:289
- 252 [34] Blixt J, Glaser J, Mink J, Persson I, Persson P, Sandström M (1995) J Am Chem Soc 117:5089
- 253 [35] Persson I, Jalievand F, Sandström M (2002) Inorg Chem 41:192
- 254 [36] Vchirawangkwin V, Hoffer TS, Randolph BR, Rode BM (2007) J Comp Chem 28:1006
- 255 [37] King WH (1984) Isotope Shifts in Atomic Spectra, Plenum Press, New York
- 256 [38] Angeli I (2004) Atomic Data Nucl Data Tables 87:185
- 257
- 258

259
 260
 261
 262
 263
 264
 265
 266
 267
 268
 269

Table 1. Logarithm of the reduced partition function, $\ln(s/s^*)f$, for isotope pair ^{203}Tl - ^{205}Tl at 298 K.

		$10^3 \ln(s/s^*)f$
Tl(I)	$\text{Tl}(\text{H}_2\text{O})_6^+$	0.063 (0.07 ^a)
	$\text{TlCl}(\text{H}_2\text{O})_5$	0.078
	$\text{TlCl}_2(\text{H}_2\text{O})_4^-$	0.083
	TlCl_4^{3-}	0.019
Tl(III)	$\text{Tl}(\text{H}_2\text{O})_6^{3+}$	0.423 (0.65 ^a)
	$\text{TlCl}(\text{H}_2\text{O})_5^{2+}$	0.424
	$\text{TlCl}_2(\text{H}_2\text{O})_4^+$	0.444
	$\text{TlCl}_3(\text{H}_2\text{O})_2$	0.400
	TlCl_4^-	0.375

^a Reference [6].

270
 271
 272
 273

274
 275
 276
 277
 278
 279
 280
 281
 282
 283
 284

Table 2. Nuclear field shift effect, $\ln K_{fs}$, for isotope pair ^{203}Tl - ^{205}Tl at 298 K.

		$10^3 \ln K_{fs}^a$		
		GRASP2K	UTChem	DIRAC04 ^b
Tl(I)	Tl ⁺	-0.221	-0.157	-0.22
	TlH ₂ O ⁺		-0.168	-0.11 ^c
	TlCl		0.004	
	TlO ⁻		0.283	
Tl(III)	Tl ³⁺	2.568	2.501	2.55
	TlH ₂ O ³⁺		1.898	1.97 ^d
	TlCl ²⁺		-0.677	
	TlO ⁺		-0.018	

285 ^a Nuclear field shift effect compared with Tl⁰ energy level.

286 ^b Reference [6].

287 ^c Calculated for Tl(H₂O)₃⁺

288 ^d Calculated for Tl(H₂O)₆³⁺

289
 290

291 *Figure captions*

292 Fig. 1 Distribution ratio and extraction scheme of Tl. (a) Distribution ratio of Tl as a function of [HCl]. (b)

293 Simplified schematic of Tl extraction

294 Fig. 2 Isotope fractionation of Tl as a function of [HCl]. Definition of $\delta^{205}\text{Tl}$ is shown in Eq. 7. The $\delta^{205}\text{Tl}$ values

295 with 2σ analytical errors obtained are, $-4.14 \pm 0.28\text{‰}$ (2 M HCl), $-4.27 \pm 0.17\text{‰}$ (3 M HCl), $0.59 \pm 0.26\text{‰}$ (4 M

296 HCl), $0.55 \pm 0.20\text{‰}$ (6 M HCl), and $0.83 \pm 0.28\text{‰}$ (7 M HCl).

297

298

299

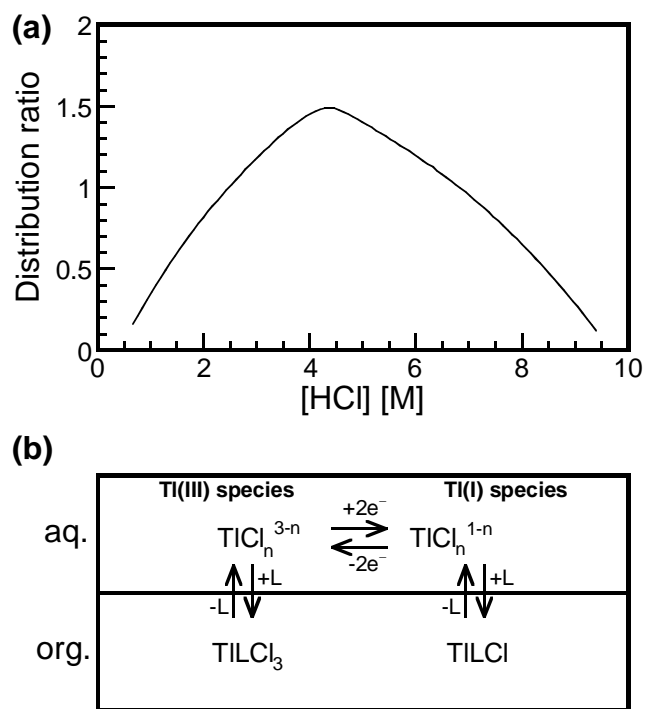
300

301

302

303

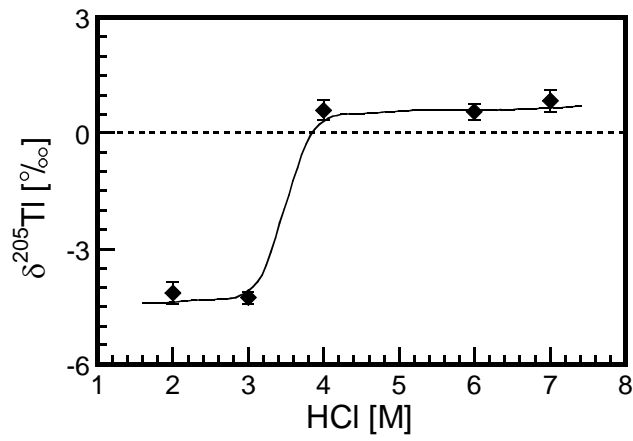
304
 305
 306
 307
 308
 309
 310



311
 312
 313
 314
 315
 316
 317
 318
 319
 320
 321
 322

Figure 1 (Fujii et al.)

323
324
325
326
327
328
329
330
331



332
333
334
335
336
337
338
339
340
341
342
343
344

Figure 2 (Fujii et al.)