



HAL
open science

Dynamic recycling of gaseous elemental mercury in the boundary layer of the Antarctic Plateau

A. Dommergue, M. Barret, J. Courteaud, P. Cristofanelli, C. P. Ferrari, H. Gallée

► **To cite this version:**

A. Dommergue, M. Barret, J. Courteaud, P. Cristofanelli, C. P. Ferrari, et al.. Dynamic recycling of gaseous elemental mercury in the boundary layer of the Antarctic Plateau. *Atmospheric Chemistry and Physics*, 2012, 12, pp.11027- 11036. <10.5194/acp-12-11027-2012>. <insu-00843620>

HAL Id: insu-00843620

<https://insu.hal.science/insu-00843620v1>

Submitted on 11 Jul 2013

HAL is a multi-disciplinary open access archive for the deposit and dissemination of scientific research documents, whether they are published or not. The documents may come from teaching and research institutions in France or abroad, or from public or private research centers.

L'archive ouverte pluridisciplinaire HAL, est destinée au dépôt et à la diffusion de documents scientifiques de niveau recherche, publiés ou non, émanant des établissements d'enseignement et de recherche français ou étrangers, des laboratoires publics ou privés.



HAL Authorization



Dynamic recycling of gaseous elemental mercury in the boundary layer of the Antarctic Plateau

A. Dommergue¹, M. Barret¹, J. Courteaud¹, P. Cristofanelli², C. P. Ferrari¹, and H. Gallée¹

¹UJF – Grenoble 1/CNRS, Laboratoire de Glaciologie et Géophysique de l'Environnement (LGGE) UMR5183, Grenoble, 38041, France

²Institute for Atmospheric Science and Climate, National Research Council, Bologna, Italy

Correspondence to: A. Dommergue (aurelien.dommergue@lgge.obs.ujf-grenoble.fr)

Received: 21 June 2012 – Published in Atmos. Chem. Phys. Discuss.: 23 July 2012

Revised: 7 November 2012 – Accepted: 8 November 2012 – Published: 21 November 2012

Abstract. Gaseous elemental mercury (Hg^0) was investigated in the troposphere and in the interstitial air extracted from the snow at Dome Concordia station (alt. 3320 m) on the Antarctic Plateau during January 2009. Measurements and modeling studies showed evidence of a very dynamic and daily cycling of Hg^0 inside the mixing layer with a range of values from 0.2 ng m^{-3} up to 2.3 ng m^{-3} . During low solar irradiation periods, fast Hg^0 oxidation processes in a confined layer were suspected. Unexpectedly high Hg^0 concentrations for such a remote place were measured under higher solar irradiation due to snow photochemistry. We suggest that a daily cycling of reemission/oxidation occurs during summer within the mixing layer at Dome Concordia.

Hg^0 concentrations showed a negative correlation with ozone mixing ratios, which contrasts with atmospheric mercury depletion events observed during the Arctic spring. Unlike previous Antarctic studies, we think that atmospheric Hg^0 removal may not be the result of advection processes. The daily and dramatic Hg^0 losses could be a consequence of surface or snow induced oxidation pathways. It remains however unclear whether halogens are involved. The cycling of other oxidants should be investigated together with Hg species in order to clarify the complex reactivity on the Antarctic plateau.

1 Introduction

Gaseous elemental mercury (Hg^0) is the most abundant form of mercury (Hg) in the troposphere with a background concentration of approximately 1.5 ng m^{-3} in the Northern

Hemisphere and 1.1 ng m^{-3} in the Southern Hemisphere (Sprovieri et al., 2010). Hg^0 is also thought to have a tropospheric residence time of about 1 yr, which means that it can be globally transported far from its emission sources (Selin et al., 2007). Oxidized Hg compounds, such as the operationally defined reactive gaseous Hg (RGM) and Hg associated with airborne particulate matter (HgP) are normally found at much lower concentrations (in the pg m^{-3} range) in the troposphere. The atmospheric lifetime of Hg^0 dramatically decreases to a few hours during fast oxidation processes involving bromine radicals as observed in various coastal locations in the Arctic (Steffen et al., 2008) and in Antarctica (Ebinghaus et al., 2002; Sprovieri et al., 2002; Brooks et al., 2008b) during springtime.

To date, research activities dealing with Hg in polar regions have focused primarily on the Northern Hemisphere troposphere, whereas the atmospheric cycling of Hg in the Antarctic, including the impact of the Antarctic continent on the global geochemical cycle of Hg, have not been explored in great detail (Dommergue et al., 2010). Antarctica, which is seven times larger than Greenland, has been considered a chemically-inactive and cold sink, where atmospheric species, including Hg, are buried in the ice-cap. However, recent studies have shown that the inner plateau is a highly oxidizing area (Eisele et al., 2008) and that some compounds, such as nitrogen in the form of nitrate, may undergo multiple cycles between the snow surface and the overlying atmosphere (Davis et al., 2008). In particular, the behavior of atmospheric Hg on the high altitude Antarctic Plateau (several millions of km^2 with an elevation above 2 km) is an open and vast field of research. To date, only one atmospheric

study has been carried out with modern on-line instruments on the Antarctic Plateau at South Pole (90° S) (Brooks et al., 2008a). The authors report an unusual Hg cycle with high levels of oxidized Hg species and high Hg deposition on snow surfaces. The detailed mechanisms and the compounds involved in this reactivity remain uncertain. It highlights the fact that investigating the air/snow interface is essential for our comprehension of Hg cycling.

After two decades of intensive research on atmospheric Hg in the Arctic, we are now facing a new research challenge in Antarctica. The reactivity of Hg on the Antarctic Plateau has to be further explored in order to provide new data for understanding the global atmospheric Hg reactivity and to improve reactivity and deposition models (Selin et al., 2007). It is also important to understand the role of the snow on the overlying atmosphere. Atmospheric measurements on the Antarctic ice cap will also be useful to improve our interpretation of ice core data (Vandal et al., 1993; Jitaru et al., 2009).

To further develop our understanding of the physico-chemical processes involving Hg over this large area of the planet, we report results from the summer 2009 atmospheric campaign at Dome Concordia (DC) station (75° S, 123° E). Measurements of Hg⁰ both in the snowpack interstitial air (SIA) and in the overlying atmosphere were conducted.

2 Methods

2.1 Tropospheric measurements

This study was conducted at Dome Concordia station (75°06' S, 123°20' E, 3320 m above sea level) from 22 to 30 January 2009. Dome Concordia station (DC) is located 1100 km away from the nearest coast of East Antarctica as shown in Fig. 1. During this study, there was 24 h of sunlight. Local time (UTC + 8) is used for convenience throughout the paper.

To minimize contamination from the station, Hg⁰ measurements were performed in an upwind area that is 800 m south of the station. We sampled ambient air 20 and 200 cm above the snow surface through a clean PTFE line. We used a Tekran 2537A analyzer for the continuous monitoring of Hg⁰. Hg⁰ in the pre-filtered air stream (soda lime trap and 0.2 µm PTFE filter) was alternatively collected on two gold cartridges at a flow rate of 1.0 L min⁻¹. Hg⁰ was thermally desorbed and detected by cold vapor atomic fluorescence spectrometry at 253.7 nm. The dual cartridge system makes continuous measurements with a collection time which was set to 10 min. The analyzer was calibrated every 24 h using an internal automatic permeation source injection. We also performed external calibrations by injection of a known amount of Hg vapors before and after the field campaign. With this configuration mode, a detection limit of about 0.1 ng m⁻³ is expected.

During the same period, we also measured continuously the concentration of Hg⁰ in snow interstitial air (SIA) at depths of 40, 80, 120 and 160 cm below the snow surface. GAMAS probes (Gaseous Mercury in Interstitial Air in Snow, Dommergue et al., 2003a) were connected to the Tekran 2537 analyzer. A heated 9-port solenoid valve (2 inlets in the atmosphere and 4 inside the snowpack are presented here) performed an alternate sampling of each inlet every 10 min. Blanks of the probes and of the sampling system were performed using Hg-free air supplied by an activated charcoal cartridge. As discussed in detail elsewhere (Dommergue et al., 2003b), the continuous sampling of interstitial air is subject to some artifacts. We tried to minimize them using the lowest possible flow rate (1 L min⁻¹) and a short sampling time at each depth. The nature of the snowpack itself generates uncertainties on the origin of the sampled air. As a consequence, our measurements give us some information on the existence of physico-chemical processes inside the snowpack but they are not accurate enough to identify the exact spatial origin of Hg⁰.

Ozone (O₃) measurements were continuously performed with a UV absorption monitor (Thermo Electron Corporation model 49I, Franklin, MA). The steel inlet of the sampling line was located at 5 m above the ground level in the chemically clean area. The data collected at 30-s intervals are reported as 30-min averages.

Meteorological data including continuous measurements of vertical gradients of wind and temperatures were available at the American Tower that is located 600 m north west of our Hg measurement site. Continuous measurements were performed at 6 heights (3.5, 10.6, 18, 25.3, 32.7 and 41.9 m) and are reported as 30-min averages (Genthon et al., 2010, 2012).

2.2 Snow sampling and analysis

Snow samples were collected daily at DC and on the logistic trail between DC and the coastal site of Dumont d'Urville station (60°40' S, 140°01' E, 40 m above the sea level, Fig. 1) from 2 to 11 February. The samples were immediately stored in the dark at -20 °C until analyzed. We used acid cleaned PTFE 250 mL bottles and clean sampling procedures. Field blanks were taken by opening and closing two bottles that contained total Hg – free water. These blanks were transported back to the laboratory together with all the snow samples. Total Hg (THg) in snow samples and field blanks was measured with a Tekran Model 2600 using USEPA method 1631 revision E. Samples were oxidized with 0.5 % v/v BrCl to preserve divalent Hg in solution and to digest strongly bound Hg(II) complexes. Excess BrCl was neutralized with pre-purified hydroxylamine hydrochloride. The sample was automatically injected together with SnCl₂, into a reaction vessel, reducing Hg(II) to Hg⁰. Hg⁰ was carried in an argon stream to two online gold traps. After thermal desorption, Hg⁰ was detected by atomic fluorescence spectrometry.

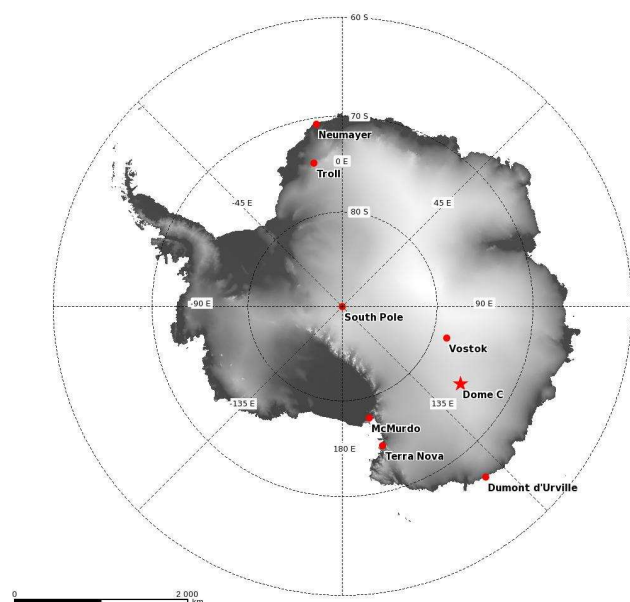


Fig. 1. Antarctic map with the location of major scientific stations where atmospheric Hg concentrations have been measured.

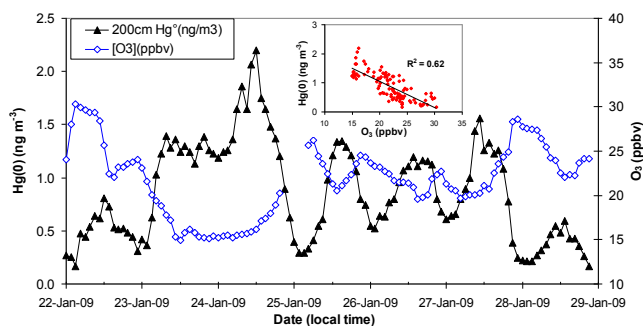


Fig. 2. Hg⁰ measurements (black triangles) and ozone concentrations (blue line) measured at 200 and 500 cm respectively above the snow surface at DC in 2009. The negative linear correlation between ozone and Hg⁰ is shown as an inset graph.

The Tekran Model 2600 was calibrated daily with the NIST SRM-1641d Hg standard. The limit of detection, calculated as 10 times the standard deviation of a set of 10 analytical blanks was 0.3 ng L^{-1} and relative accuracy was determined to be $\pm 8\%$ using a certified reference material (ORMS-4, National Research Council Canada). All samples were analyzed in triplicate.

Field blanks obtained at DC contained unexpectedly high levels of THg ($\sim 100 \text{ ng L}^{-1}$). We were forced to discard the whole set of data. The second batch of bottles, which was used to collect snow samples on the logistic trail, did not show any contamination. We will use this data set in the following sections.

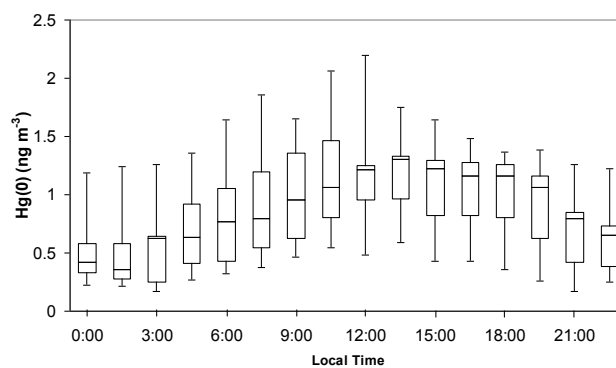


Fig. 3. Box and whisker plot of the average daily cycle for atmospheric Hg⁰ concentrations at DC in 90-min bins. Boxes extend from 25 to 75 % quartiles; the middle line represents the median value. The whiskers extend from Min to Max values.

2.3 Modeling of the mixing layer height

The Antarctic plateau is characterized by strong surface temperature variations and by the development of a very shallow nighttime boundary layer that can significantly impact the vertical mixing of chemical species (Schwerdtfeger, 1984; Garratt, 1994). When the solar irradiation is low at night, the snow surface is colder than the overlying atmosphere. This thermal stratification associated with horizontal wind speed stratification prevents any vertical mixing. Conversely, the surface temperature rises as the solar irradiation increases. Turbulence starts to develop from the surface leading to fast vertical mixing. As a consequence, the mixing layer, that is the first vertical layer above the surface in which mixing is efficient, is characterized by daily oscillations (e.g. Legrand et al., 2009). An assessment of the height and dynamics of the mixing layer can be inferred using a regional climatic model over the Antarctic continent. The MAR model simulations (Gallee and Schayes, 1994; Gallee, 1995) are validated through observations from weather stations at DC (Gallee and Gorodetskaya, 2010).

3 Results

3.1 First observations of a diurnal cycling of Hg⁰ in the boundary layer of the Antarctic Plateau

As presented in Fig. 2, Hg⁰ concentrations in the lower troposphere of DC varied from 0.2 ng m^{-3} to 2.3 ng m^{-3} (mean of $0.85 \pm 0.46 \text{ ng m}^{-3}$). Our data were in the range of values retrieved during the same season at coastal Antarctic sites such as Neumayer Station ($\sim 1 \text{ ng m}^{-3}$ for Total Gaseous Mercury, Ebinghaus et al., 2002), Terra Nova Bay ($0.9 \pm 0.3 \text{ ng m}^{-3}$ Sprovieri et al., 2002), McMurdo ($1.20 \pm 1.08 \text{ ng m}^{-3}$ Brooks et al., 2008b) or at the Norwegian Antarctic Research Station, Troll ($0.93 \pm 0.19 \text{ ng m}^{-3}$ Pfaffhuber et al., 2012). During the single study ever

published carried out with modern instruments on the Antarctic plateau, Brooks et al. (2008a) reported Hg^0 values of $0.54 \pm 0.19 \text{ ng m}^{-3}$ at South Pole station in November–December. While both Antarctic plateau sites showed comparable low values, our study additionally revealed that Hg^0 exhibited significant and daily cycling. As presented in Fig. 3, Hg^0 concentrations were usually minimal around 00:00. Atmospheric Hg^0 reached maximal concentrations around noon with high values for such a remote place. High day-to-day fluctuations were also observed. For example, the average Hg^0 concentration was $1.25 \pm 0.45 \text{ ng m}^{-3}$ on 23–24 January, and $0.29 \pm 0.15 \text{ ng m}^{-3}$ on 28 January. As shown in Fig. 2, where 30-min averaged O_3 mixing ratios at DC are reported, a negative correlation between Hg^0 and O_3 was observed during our field campaign without any dramatic depletion of O_3 at any time. At a daily scale, the O_3 level reached its maximum around midnight when Hg^0 was minimum. The highest levels for O_3 (between 26 and 31 ppbv) were observed on 22, 25 and 28 January around midnight when Hg^0 was depleted below 0.3 ng m^{-3} .

3.2 Hg^0 in the snow interstitial air

The evolution in time of Hg^0 concentrations in the snow interstitial air (SIA) is presented in Fig. 4. During the campaign, we observed a decrease in the mean Hg^0 concentration in the SIA with depth. Depths of 40 and 80 cm exhibited higher concentrations than ambient ones while Hg^0 concentrations deeper in the snow (120 and 160 cm) were below ambient air values. At South Pole, Brooks et al. (2008a) reported Hg^0 concentrations peaking at 3 ng m^{-3} at a depth of 3 cm indicating that the upper snow layer produced Hg^0 . SIA measurements clearly showed diel variation with minimum concentrations at night and maximum concentrations during day hours. SIA measurement patterns mirrored ambient value oscillations with maxima of 5.0 and 4.5 ng m^{-3} on 24 and 25 January, respectively. The amplitude of variations appeared to be smaller in the SIA than in the ambient air as we sampled deeper in the snowpack.

3.3 Total Hg in the snow

THg concentrations between DC and Dumont d'Urville were in the range $4.2\text{--}194.4 \text{ ng L}^{-1}$ (mean value 47.0 ng L^{-1}). The closest sample from DC (collected 131 km away) showed a THg concentration of $60.3 \pm 8.1 \text{ ng L}^{-1}$ ($n = 3$). These levels were higher than background values as encountered in Antarctic ice cores (Planchon et al., 2004) and in agreement with the surface snow average of 198 ng L^{-1} at South Pole (Brooks et al., 2008a).

3.4 Influence of local meteorological conditions on Hg^0 measurements

Using MAR simulations (see Sect. 2.3), we calculated that the mixing layer could be very thin at night (around 20 m) as

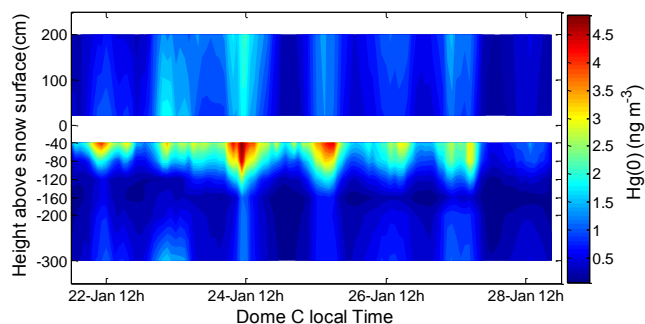


Fig. 4. Time series of Hg^0 concentrations measured above and below the snow.

shown in Fig. 5c. Night time vertical mixing was limited to the first 20 m of the low troposphere that was confined and isolated from the overlying atmospheric layers. Hg^0 measurements around midnight thus provided information on the Hg^0 behavior at the air-snow interface. During day hours, the vertical mixing was greater and the mixing layer could increase up to a height of 250 m resulting in an efficient air mixing from the snow surface to higher altitudes in the troposphere.

To further understand these physical phenomena, measurements of the vertical temperature profiles are useful since turbulence redistributes temperature in the mixing layer. As presented in Fig. 5a, the absence of temperature gradients indicated the existence of an active vertical mixing of the chemical species in the first 41.9 m of the troposphere at least. These conditions coincided with increasing Hg^0 concentrations. When a vertical gradient of temperature was measured, it indicated the occurrence of stratified conditions and the absence of vertical mixing for Hg^0 , the lowest temperatures being at the air-snow interface. These conditions were usually observed during night hours and corresponded to an abrupt decrease of atmospheric Hg^0 concentrations. The night hours between 23 and 24 January were the only ones that showed no wind and no temperature stratification due to the occurrence of higher temperatures during that night. However, such conditions were still those of a stable atmosphere with limited vertical mixing. During that night, the typical Hg^0 decrease was not observed and the concentrations remained roughly constant around 1.2 ng m^{-3} .

4 Discussion

The interpretation of atmospheric Hg^0 measurements at DC is very complex considering the lack of detailed knowledge of both atmospheric composition and the various physico-chemical phenomena that are likely involved. Among possible mechanisms that drive the dynamics of Hg^0 variations at a daily scale, the impact of local meteorological conditions such as the vertical mixing, the role of the snowpack as a

source of Hg^0 and the atmospheric loss of Hg^0 by oxidation processes deserve further discussion.

4.1 Snow as an intense source of Hg^0

As shown in Fig. 4, Hg^0 concentrations in the snow interstitial air exceeded ambient concentrations. Although instrumentation was not sufficient to calculate Hg^0 fluxes, this indicates that upper layers of the snowpack were a source of atmospheric Hg^0 .

4.1.1 Air-snow physical exchange of Hg^0 ?

There was a striking positive correlation between atmospheric Hg^0 and air temperature (see Fig. 5). It could be due to the adsorption equilibrium of Hg^0 on snow crystals: as temperature rises, Hg^0 is released to the gas phase. However, the adsorption of Hg^0 on the snow surface is very weak with a partition coefficient (i.e. the ratio between adsorbed molecules per cm^2 and the concentration in the gas phase expressed in molecules cm^{-3}) K_{linC} in the 10^{-4} cm range at 240 K (Bartels-Rausch et al., 2008). This means that 300 atoms of Hg only would be adsorbed per cm^2 of ice given an average atmospheric Hg^0 concentration of 1 ng m^{-3} . If we assume that the first 10 cm of the snowpack are in equilibrium with the atmospheric boundary layer and consider a snow specific surface area of $30 \text{ m}^2 \text{ kg}^{-1}$ and a snow density of 300 kg m^{-3} (Gallet et al., 2011), we calculate that the upper 10 cm of the snowpack only contained about 10^{-4} ng of adsorbed Hg per square meter of ground surface. This very low value is not sufficient to explain Hg^0 variations of about 1 to 2 ng m^{-3} observed above the snowpack. Adsorption and desorption processes of Hg^0 on snow grains cannot therefore account for the Hg^0 variations at DC.

4.1.2 Snow as a photochemical source of Hg^0

Photoreduction of previously deposited Hg(II) has been observed both in the field and in laboratory experiments with snow from diverse origins (for a review, refer to Durnford and Dastoor, 2011). Now, how can Hg^0 production in the snow lead to such high atmospheric levels? A rapid calculation using a snow density of 300 kg m^{-3} shows that a loss of 6 ng L^{-1} of Hg(II) from the top 10 cm of the snowpack would lead to a homogeneous concentration increase of 0.9 ng m^{-3} in a mixing layer of 200 m high. Assuming an emission duration of 12 h, the resulting Hg^0 flux from the snowpack would be $15 \text{ ng m}^{-2} \text{ h}^{-1}$. By comparison, an Hg^0 flux of $10 \text{ ng m}^{-2} \text{ h}^{-1}$ over a 16-hour time period was measured in mid November 2003 from Antarctic snow at South Pole (Brooks et al., 2008a) when solar radiation was lower than in our study. Therefore, the increase in Hg^0 concentration in ambient air can be explained by the photoreduction of Hg(II) species in the active photic zone of the snowpack. This is consistent with the elevated concentrations measured in the SIA and compatible with previously observed Hg^0 fluxes at

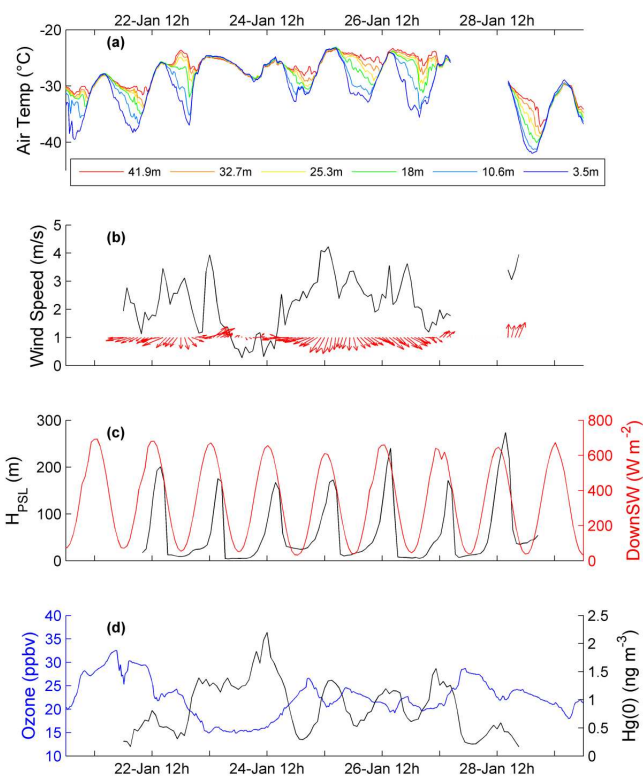


Fig. 5. Time series of (a) air temperature measured at different heights (b) wind speed (black line) and direction (red arrows) (c) boundary layer height (black line) as calculated by MAR and downward shortwave radiation (red line) (d) ozone and Hg^0 concentrations.

the air/snowpack interface of Antarctic regions. The amplitude of Hg^0 emissions may also be driven by atmospheric conditions. Boundary layer dynamics, turbulence and wind pumping affect these emissions and their transport in the atmosphere.

4.2 Daily “night-time” depletion of atmospheric Hg^0

4.2.1 Hypothesis on a local reactivity

Episodic decreases of atmospheric Hg^0 were reported in all the records of Antarctic sites during the spring or the summer. Negative correlation between Hg^0 and ozone were also observed (Ebinghaus et al., 2002; Sprovieri et al., 2002; Temme et al., 2003; Pfaffhuber et al., 2012). In a modeling study, Holmes et al. (2006) proposed that subsiding air from the free troposphere above the mixing layer could bring to the surface gaseous Hg(II) formed by reaction with bromine radicals together with elevated ozone. Holmes et al. (2010) found that these events could fit data collected at Neumayer (Temme et al., 2003). A recent study held at the Norwegian Antarctic Research Station, Troll (220 km from the coast) suggests that low Hg^0 with high O_3 recorded in summer can

be explained by these subsidence events occurring on the Plateau and transported to their site (Pfaffhuber et al., 2012).

Our measurements were conducted on the Plateau during a period when transport was limited. We also think that subsidence events were very unlikely.

Firstly, our model simulations and measurements of temperature gradients demonstrated the existence of a shallow mixing layer during low irradiation periods that coincided with an average dramatic decrease of Hg^0 together with O_3 increase after 04:00 p.m. (Fig. 5). The progressive thermal stratification that occurred after 03:00 p.m. due to the cooling of the snow surface created a very stable layer that strongly limited exchanges between the night-time boundary layer and the free troposphere. It implies that the Hg^0 loss that we observed should not be due to dilution with Hg^0 -depleted air masses from above. It may result from local processes occurring within the mixing layer above the snow surface. As the mixing layer gets thinner, Hg^0 reached the lowest levels and therefore reinforces the idea that the processes that were responsible for the Hg^0 loss occurred near the surface.

Secondly, local photochemistry is an important source of O_3 during the summer months in central Antarctica. It has been shown at South Pole (Davis et al., 2008) and later at DC (Frey et al., 2012) that the photo-denitrification of surface snow is responsible for high NO_x levels during the summer. High NO_x summer levels significantly modulate the ozone cycling (Crawford et al., 2001; Legrand et al., 2009; Slusher et al., 2010). Net O_3 production occurs when the rate of production via NO_2 photolysis exceeds the rate of photochemical destruction by NO in the Leighton cycle (Leighton, 1961). We think that O_3 increases at DC were a consequence of NO_x photochemistry occurring in the mixing layer. Therefore, O_3 increases that were measured at other Antarctic sites when Hg^0 was low (Ebinghaus et al., 2002; Sprovieri et al., 2002; Temme et al., 2003; Pfaffhuber et al., 2012) likely resulted from NO_x photochemistry that occurs on the Antarctic plateau during summer.

Although high altitude vertical profiles of Hg^0 should be done to further explore these assumption, we suggest that Hg^0 decreases were confined in the mixing layer at DC and could result from surface or snow-induced processes.

4.2.2 Examining oxidation pathways with halogens

The very fast Hg^0 decrease that we observed requires the presence of efficient oxidants. According to our current understanding of gas phase chemistry of Hg^0 , Br or BrO are relevant oxidants that could significantly decrease the lifetime of Hg^0 (Ariya et al., 2004). Both NO_x and O_3 chemistry would be impacted by the presence of halogens. The oxidation reaction for Hg^0 could be a two-step mechanism with a first step leading to an unstable HgBr radical (Goodsite et al., 2004). HgBr would further react with Br, OH, or O_3 to form Hg(II) products that are subsequently incorporated into snow. Reactions of HgBr with NO_2 , HO_2 , ClO and BrO could be

more important than with Br and OH as recently suggested by Dibble et al. (2012). Among these oxidants, NO_2 is particularly abundant at DC (Frey et al., 2012). Given the temperature dependencies of these reactions, lower temperatures at night could decrease the lifetime of Hg^0 .

The lack of halogen measurements in the Antarctic plateau makes it difficult to assess the possible role of halogens at DC. In the following, we propose some potential sources.

1. At DC, winter storms can transport marine species including halogens to the Plateau (Jourdain et al., 2008) and sea spray significantly contributes to aerosol ion mass at DC, especially in the winter (Udisti et al., 2012). We could not find any evidence of transport of marine air masses during our field campaign by computing back-trajectories using HYSPLIT (Draxler and Rolph, 2003).
2. As shown by cosmogenic tracers, influxes of stratospheric air into the troposphere regularly occur during winter time (Wagenbach et al., 1998). These stratospheric inputs were discovered at DC in the winter (July–September) by studying the isotopic composition ($\Delta^{17}\text{O}$) of atmospheric particulate nitrate (Frey et al., 2009) and cannot be ruled out later in the season since the photolytic recycling of nitrate above snow alters the isotopic signature of the stratosphere. Sedimentation of Hg(II)-halogen particles (Lyman and Jaffe, 2012) that are produced in the lower stratosphere (Murphy et al., 1998, 2006) could explain an initial source of both Hg(II) and halogens in the snow. The fate of such particles once deposited in snow is uncertain, but the photolytic reaction of Hg(II)-halogen species could potentially lead not only to the emission of photo-reduced Hg^0 but also of activated halogens in the gas phase.
3. Measurable levels of BrO (typically between 1 and 3 ppt_v) were recently detected in the atmosphere of Summit over the Greenland ice sheet 400 km from the ocean and in air masses not originating from the sea (Stutz et al., 2011). Brooks et al. (2011) concluded to the existence of bromine and mercury chemistry. It was suggested that snowpack photochemistry could be a possible source of BrO to the atmosphere (Dibb et al., 2010; Stutz et al., 2011). However the sources of bromide remained unclear and could be the falling snow and the transport of some bromine species from the free troposphere or marine regions.

There are currently no measurements of Br^- in the snow nor of reactive bromine species in the atmosphere of DC or other central Antarctic places to support that there is an active chemistry involving Hg^0 and halogens. Field measurements of Br/BrO mixing ratios need to be performed to support this hypothesis.

4.2.3 Other potential chemical pathways

Summer photochemistry is very active on the Antarctic Plateau leading to high concentrations of oxidants that could influence the lifetime of Hg^0 . OH concentrations can reach several 10^6 molecules cm^{-3} (Davis et al., 2008), NO_x are abundant and many nitrogen-related compounds such as nitric acid (Huey et al., 2004), nitrous acid – that was recently showed to peak in the atmosphere at DC in the evening (Kerbrat et al., 2012) – could be potential Hg^0 oxidants. Hydrogen peroxide was noticeably present in South Pole snow that is considered to be a strong H_2O_2 source in the summer (Hutterli et al., 2004). Peroxy radicals should be abundant as suggested by Frey et al. (2012). However, gas phase kinetics of Hg^0 oxidation with these oxidants are not fast enough to support our observations.

Because the mixing layer was very shallow at night, the influence of snowpack chemistry on measured atmospheric concentration was overwhelmed and may indicate that the removal of atmospheric Hg^0 involved snow mediated processes such as heterogeneous chemistry.

Heterogeneous reactions occur in clouds, in the presence of particles and on snow surfaces (Dominé and Shepson, 2002). They play an important role on the tropospheric chemistry. For instance, Clegg and Abbatt (2001) experimentally measured the kinetics of SO_2 oxidation by H_2O_2 on ice surfaces. The reaction was found to be fast enough to determine the lifetime of SO_2 in clouds, making the gas phase oxidation by OH a minor process.

A recent review of Hg atmospheric chemistry reminds us both the importance and the lack of knowledge on heterogeneous reactions involving gaseous mercury (Subir et al., 2011, 2012). A recent study showed that freezing an acidic solution containing nitrite or hydrogen peroxide can oxidize dissolved elemental mercury in the dark (O'Concubhair et al., 2012). Similar processes could occur at DC in the snow or on surface hoar during low irradiation periods, which fits well with the observed decrease in Hg^0 concentrations. Many oxidants that are present at DC could be involved such as nitrous acid or hydrogen peroxide.

Oxidation products such as Hg(II) species could strongly interact with snow surfaces leading to more efficient oxidation pathways. Among other unclear processes, the very low levels of Hg^0 in the lower interstitial air of the snowpack (Fig. 4) raise the question of the fate of Hg^0 in the firn and suggest a possible dark oxidation of Hg^0 . The same pattern was observed in other snowpacks in the Arctic (Maron et al., 2008). Similar decreasing concentrations in the deeper interstitial air were also observed for ozone at Alert in Canada (Albert et al., 2002) or at Summit in Greenland (Peterson and Honrath, 2001; Helmig et al., 2009). So far, no mechanisms have been validated for O_3 and Hg.

5 Conclusions

This second study on an Antarctic inland site highlights both the spatial variability and the complexity of chemical pathways involved in Hg reactivity. At DC, Hg^0 was negatively correlated with O_3 mixing ratios and followed high daily fluctuations.

Both atmospheric and interstitial air measurements suggested an intense production of Hg^0 from the photoreduction of Hg(II) species in snow. When the solar radiation generated active vertical turbulence during daytime, the mixing layer height increased rapidly together with Hg^0 levels that reached unexpectedly high concentrations for such a remote place.

To sustain the observed daily cycles of Hg^0 , a reservoir of Hg(II) in snow is needed. We speculated that Hg(II) species could be deposited in the snow as a result of fast oxidation processes involving Hg^0 . Our atmospheric measurements and the modeling of the atmospheric boundary layer height showed the existence of a dramatic and daily removal of Hg^0 during low irradiation periods in a confined mixing layer. Unlike other Antarctic studies, the advection of Hg^0 -depleted air masses seemed unlikely at DC. Based on our current knowledge of gas phase chemistry, oxidation by halogen species (such as bromine) could not be ruled out although there is no evidence of bromine chemistry at DC to date.

Because the recycling of nitrogen species in the Antarctic plateau has been shown to present similar pathways that our observed Hg cycles, we suggest that the observation of Hg^0 losses may include heterogeneous chemistry with compounds such as HONO, H_2O_2 or HNO_3 . Detailed kinetic studies of multiphase Hg^0 oxidation using ice/snow surfaces are not available yet. We believe that our observations should motivate further studies to identify processes involved in the cycling of Hg in the Antarctic plateau. Although the photoreduction of Hg(II) species in snow and the release of Hg^0 from the snowpack are well documented, there are still serious shortcomings in how we can explain the fast oxidation processes observed above and probably inside the snowpack.

Considering the large surface and the Hg amounts stored on the Antarctic continent, these phenomena could play an important role at a regional scale. However, quantifying their impact is complex because the seasonality of Hg chemistry in the Antarctic has not been studied yet. The winter cycle of Hg^0 on the Antarctic Plateau will be explored in the close future but we speculate that Hg^0 reactivity could be far less pronounced due to the absence of light during long periods.

Acknowledgements. This work was funded by the ANR VMC VANISH (project ANR-07-VULN-013). Field logistic supplies and some financial support were provided by the French Polar Institute (IPEV) through programs Glaciologie 902 and GMOstral 1028. We particularly acknowledge the support of our late lamented colleague Jean-Marc Barnola. Wind and temperature tower observations were kindly provided by C. Genthon. Support by the CALVA programme

(IPEV 1013, <http://lgge.osug.fr/~christo/calva/home.shtml>) and OSUG CENACLAM observatory is acknowledged. The MAR simulations were run on CNRS/IDRIS and Université Joseph Fourier CIMENT computers. The authors gratefully acknowledge Philippe Possenti, Laurent Arnaud, Jérôme Chappellaz, Bruno Jourdain and Emmanuel Le Meur for their support before and during the campaign. AD acknowledges the Institut Universitaire de France.

Edited by: A. Dastoor



The publication of this article is financed by CNRS-INSU.

References

- Albert, M. R., Grannas, A. M., Bottenheim, J., Shepson, P. B., and Perron Jr., F. E.: Processes and Properties of Snow-Air Transfer in the High Arctic with Application to Interstitial Ozone at Alert, Canada, *Atmos. Environ.*, 36, 2779–2787, 2002.
- Ariya, P. A., Dastoor, A. P., Amyot, M., Schroeder, W. H., Barrie, L., Anlauf, K., Raofie, F., Ryzhkov, A., Davignon, D., Lalonde, J., and Steffen, A.: The Arctic: a sink for mercury, *Tellus B*, 56, 397–403, 2004.
- Bartels-Rausch, T., Huthwelker, T., Jöri, M., Gäggeler, H. W., and Ammann, M.: Interaction of gaseous elemental mercury with snow surfaces: laboratory investigation, *Environmental. Res. Lett.*, 3, 045009, doi:10.1088/1748-9326/3/4/045009, 2008.
- Brooks, S., Arimoto, R., Lindberg, S., and Southworth, G.: Antarctic polar plateau snow surface conversion of deposited oxidized mercury to gaseous elemental mercury with fractional long-term burial, *Atmos. Environ.*, 42, 2877–2884, 2008a.
- Brooks, S., Lindberg, S., Southworth, G., and Arimoto, R.: Springtime atmospheric mercury speciation in the McMurdo, Antarctica coastal region, *Atmos. Environ.*, 42, 2885–2893, doi:10.1016/j.atmosenv.2007.06.038, 2008b.
- Brooks, S., Moore, C., Lew, D., Lefer, B., Huey, G., and Tanner, D.: Temperature and sunlight controls of mercury oxidation and deposition atop the Greenland ice sheet, *Atmos. Chem. Phys.*, 11, 8295–8306, doi:10.5194/acp-11-8295-2011, 2011.
- Clegg, S. M. and Abbatt, J. P. D.: Oxidation of SO₂ by H₂O₂ on ice surfaces at 228 K: a sink for SO₂ in ice clouds, *Atmos. Chem. Phys.*, 1, 73–78, doi:10.5194/acp-1-73-2001, 2001.
- Crawford, J. H., Davis, D. D., Chen, G., Buhr, M., Oltmans, S., Weller, R., Mauldin, L., Eisele, F., Shetter, R., Lefer, B., Arimoto, R., and Hogan, A.: Evidence for photochemical production of ozone at the South Pole surface, *Geophys. Res. Lett.*, 28, doi:10.1029/2001GL013055, 3641–3644, 2001.
- Davis, D. D., Seelig, J., Huey, G., Crawford, J., Chen, G., Wang, Y., Buhr, M., Helmig, D., Neff, W., Blake, D., Arimoto, R., and Eisele, F.: A reassessment of Antarctic plateau reactive nitrogen based on ANTCI 2003 airborne and ground based measurements, *Atmos. Environ.*, 42, 2831–2848, 2008.
- Dibb, J. E., Ziemba, L. D., Luxford, J., and Beckman, P.: Bromide and other ions in the snow, firn air, and atmospheric boundary layer at Summit during GSHOX, *Atmos. Chem. Phys.*, 10, 9931–9942, doi:10.5194/acp-10-9931-2010, 2010.
- Dibble, T. S., Zelic, M. J., and Mao, H.: Thermodynamics of reactions of ClHg and BrHg radicals with atmospherically abundant free radicals, *Atmos. Chem. Phys.*, 12, 10271–10279, doi:10.5194/acp-12-10271-2012, 2012.
- Dominé, F. and Shepson, P. B.: Air–Snow Interactions and Atmospheric Chemistry, *Science*, 297, 1506–1510, 2002.
- Dommergue, A., Ferrari, C. P., and Boutron, C. F.: First investigation of an original device dedicated to the determination of gaseous mercury in interstitial air in snow, *Anal. Bioanal. Chem.*, 375, 106–111, 2003a.
- Dommergue, A., Ferrari, C. P., Poissant, L., Gauchard, P. A., and Boutron, C. F.: Diurnal cycles of gaseous mercury within the snowpack at Kuujuarapik/Whapmagoostui, Quebec, Canada, *Environ. Sci. Technol.*, 37, 3289–3297, 2003b.
- Dommergue, A., Sprovieri, F., Pirrone, N., Ebinghaus, R., Brooks, S., Courteaud, J., and Ferrari, C. P.: Overview of mercury measurements in the Antarctic troposphere, *Atmos. Chem. Phys.*, 10, 3309–3319, doi:10.5194/acp-10-3309-2010, 2010.
- Draxler, R. R. and Rolph, G. D.: HYSPLIT (HYbrid Single-Particle Lagrangian Integrated Trajectory) Model access via NOAA ARL READY Website (<http://www.arl.noaa.gov/ready/hysplit4.html>), NOAA Air Resources Laboratory, Silver Spring, MD, 2003.
- Durnford, D. and Dastoor, A.: The behavior of mercury in the cryosphere: A review of what we know from observations, *J. Geophys. Res.-Atmos.*, 116, D06305, doi:10.1029/2010jd014809, 2011.
- Ebinghaus, R., Kock, H. H., Temme, C., Einax, J. W., Löwe, A. G., Richter, A., Burrows, J. P., and Schroeder, W. H.: Antarctic Springtime Depletion of Atmospheric Mercury, *Environ. Sci. Technol.*, 36, 1238–1244, 2002.
- Eisele, F., Davis, D. D., Helmig, D., Oltmans, S. J., Neff, W., Huey, G., Tanner, D., Chen, G., Crawford, J., Arimoto, R., Buhr, M., Mauldin, L., Hutterli, M., Dibb, J., Blake, D., Brooks, S. B., Johnson, B., Roberts, J. M., Wang, Y., Tan, D., and Flocke, F.: Antarctic Tropospheric Chemistry Investigation (ANTCI) 2003 overview, *Atmos. Environ.*, 42, 2749–2761, 2008.
- Frey, M. M., Savarino, J., Morin, S., Erbland, J., and Martins, J. M. F.: Photolysis imprint in the nitrate stable isotope signal in snow and atmosphere of East Antarctica and implications for reactive nitrogen cycling, *Atmos. Chem. Phys.*, 9, 8681–8696, doi:10.5194/acp-9-8681-2009, 2009.
- Frey, M. M., Brough, N., France, J. L., Traulle, O., Anderson, P. S., King, M. D., Jones, A. E., Wolff, E. W., and Savarino, J.: The diurnal variability of atmospheric nitrogen oxides (NO and NO₂) above the Antarctic Plateau driven by atmospheric stability and snow emissions, *Atmos. Chem. Phys. Discuss.*, 12, 22309–22353, doi:10.5194/acpd-12-22309-2012, 2012.
- Gallee, H.: Simulation of the Mesocyclonic Activity in the Ross Sea, Antarctica, *Mon. Weather Rev.*, 123, 2051–2069, 1995.
- Gallee, H. and Gorodetskaya, I. V.: Validation of a limited area model over Dome C, Antarctic Plateau, during winter, *Clim. Dynam.*, 34, 61–72, doi:10.1007/s00382-008-0499-y, 2010.

- Gallee, H. and Schayes, G.: Development of a 3-Dimensional Meso-Gamma Primitive Equation Model – Katabatic Winds Simulation in the Area of Terra-Nova Bay, Antarctica, *Mon. Weather Rev.*, 122, 671–685, 1994.
- Gallet, J.-C., Domine, F., Arnaud, L., Picard, G., and Savarino, J.: Vertical profile of the specific surface area and density of the snow at Dome C and on a transect to Dumont D'Urville, Antarctica – albedo calculations and comparison to remote sensing products, *The Cryosphere*, 5, 631–649, doi:10.5194/tc-5-631-2011, 2011.
- Garratt, J. R.: The atmospheric boundary layer, Cambridge atmospheric and space science series, 1, edited by: Houghton, J. T., Rycroft, M. J., and Dessler, A. J., Cambridge University Press Cambridge, 316 pp., 1994.
- Genthon, C., Town, M. S., Six, D., Favier, V., Argentini, S., and Pellegrini, A.: Meteorological atmospheric boundary layer measurements and ECMWF analyses during summer at Dome C, Antarctica, *J. Geophys. Res.-Atmos.*, 115, D05104, doi:10.1029/2009jd012741, 2010.
- Genthon, C., Gallée, H., Six, D., Grigioni, P., and Pellegrini, A.: Two years of atmospheric boundary layer observation on a 45-m tower and modeling at Dome C on the Antarctic plateau, *J. Geophys. Res.*, in review, 2012.
- Goodsite, M. E., Plane, J. M. C., and Skov, H.: A theoretical study of the oxidation of Hg^0 to HgBr_2 in the troposphere, *Environ. Sci. Technol.*, 38, 1772–1776, 2004.
- Helmig, D., Cohen, L. D., Bocquet, F., Oltmans, S., Grachev, A., and Neff, W.: Spring and summertime diurnal surface ozone fluxes over the polar snow at Summit, Greenland, *Geophys. Res. Lett.*, 36, L08809, doi:10.1029/2008gl036549, 2009.
- Holmes, C. D., Jacob, D. J., and Yang, X.: Global lifetime of elemental mercury against oxidation by atomic bromine in the free troposphere, *Geophys. Res. Lett.*, 33, L20808, doi:10.1029/2006GL027176, 2006.
- Holmes, C. D., Jacob, D. J., Corbett, E. S., Mao, J., Yang, X., Talbot, R., and Slemr, F.: Global atmospheric model for mercury including oxidation by bromine atoms, *Atmos. Chem. Phys.*, 10, 12037–12057, doi:10.5194/acp-10-12037-2010, 2010.
- Huey, L. G., Tanner, D. J., Slusher, D. L., Dibb, J. E., Arimoto, R., Chen, G., Davis, D., Buhr, M. P., Nowak, J. B., Mauldin Iii, R. L., Eisele, F. L., and Kosciuch, E.: CIMS measurements of HNO_3 and SO_2 at the South Pole during ISCAT 2000, *Atmos. Environ.*, 38, 5411–5421, doi:10.1016/j.atmosenv.2004.04.037, 2004.
- Hutterli, M. A., McConnell, J. R., Chen, G., Bales, R. C., Davis, D. D., and Lenschow, D. H.: Formaldehyde and hydrogen peroxide in air, snow and interstitial air at South Pole, *Atmos. Environ.*, 38, 5439–5450, doi:10.1016/j.atmosenv.2004.06.003, 2004.
- Jitaru, P., Gabrielli, P., Marteel, A., Plane, J. M. C., Planchon, F. A. M., Gauchard, P. A., Ferrari, C. P., Boutron, C. F., Adams, F. C., Hong, S., Cescon, P., and Barbante, C.: Atmospheric depletion of mercury over Antarctica during glacial periods, *Nature Geosci.*, 2, 505–508, doi:10.1038/ngeo549, 2009.
- Jourdain, B., Preunkert, S., Cerri, O., Castebrunet, H., Udisti, R., and Legrand, M.: Year-round record of size-segregated aerosol composition in central Antarctica (Concordia station): Implications for the degree of fractionation of sea-salt particles, *J. Geophys. Res.*, 113, D14308, doi:10.1029/2007jd009584, 2008.
- Kerbrat, M., Legrand, M., Preunkert, S., Gallée, H., and Kleffmann, J.: Nitrous acid at Concordia (inland site) and Dumont d'Urville (coastal site), East Antarctica, *J. Geophys. Res.*, 117, D08303, doi:10.1029/2011jd017149, 2012.
- Legrand, M., Preunkert, S., Jourdain, B., Gallée, H., Goutail, F., Weller, R., and Savarino, J.: Year-round record of surface ozone at coastal (Dumont d'Urville) and inland (Concordia) sites in East Antarctica, *J. Geophys. Res.*, 114, D20306, doi:10.1029/2008JD011667, 2009.
- Leighton, P. A.: Photochemistry of air pollution, Academic Press, New York, 300 pp., 1961.
- Lyman, S. N. and Jaffe, D. A.: Formation and fate of oxidized mercury in the upper troposphere and lower stratosphere, *Nature Geosci.*, 5, 114–117, doi:10.1038/ngeo1353, 2012.
- Maron, L., Dommergue, A., Ferrari, C. P., Delacour-Larose, M., and Faïn, X.: How elementary mercury react in presence of halogen radicals and/or halogen anions: A DFT investigation, *Chem. Eur. J.*, 14, 8322–8329, 2008.
- Murphy, D. M., Thomson, D. S., and Mahoney, T. M. J.: In situ measurements of organics, meteoritic material, mercury, and other elements in aerosols at 5 to 19 km, *Science*, 282, 1664–1669, 1998.
- Murphy, D. M., Hudson, P. K., Thomson, D. S., Sheridan, P. J., and Wilson, J. C.: Observations of mercury-containing aerosols, *Environ. Sci. Technol.*, 40, 3163–3167, 2006.
- O'Concubhair, R., O'Sullivan, D., and Sodeau, J. R.: Dark Oxidation of Dissolved Gaseous Mercury in Polar Ice Mimics, *Environ. Sci. Technol.*, 46, 4829–4836, doi:10.1021/es300309n, 2012.
- Peterson, M. C. and Honrath, R. E.: Observations of rapid photochemical destruction of ozone in snowpack interstitial air, *Geophys. Res. Lett.*, 28, 511–514, 2001.
- Pfaffhuber, K. A., Berg, T., Hirdman, D., and Stohl, A.: Atmospheric mercury observations from Antarctica: seasonal variation and source and sink region calculations, *Atmos. Chem. Phys.*, 12, 3241–3251, doi:10.5194/acp-12-3241-2012, 2012.
- Planchon, F. A. M., Gabrielli, P., Gauchard, P. A., Dommergue, A., Barbante, C., Cairns, W. R. L., Cozzi, G., Nagorski, S. A., Ferrari, C. P., Boutron, C. F., Capodaglio, G., Cescon, P., Varga, A., and Wolff, E. W.: Direct determination of mercury at the subpicogram per gram level in polar snow and ice by ICP-SFMS, *J. Anal. At. Spectrom.*, 19, 823–830, 2004.
- Schwerdtfeger, W.: Weather and Climate of the Antarctic, Developments in Atmospheric Science No. 15, Elsevier, The Netherlands, 261 pp., 1984.
- Selin, N. E., Jacob, D. J., Park, R. J., Yantosca, R. M., Strode, S., Jaegle, L., and Jaffe, D.: Chemical cycling and deposition of atmospheric mercury: Global constraints from observations, *J. Geophys. Res.*, 112, D02308, doi:10.1029/2006JD007450, 2007.
- Slusher, D. L., Neff, W. D., Kim, S., Huey, L. G., Wang, Y., Zeng, T., Tanner, D. J., Blake, D. R., Beyersdorf, A., Lefer, B. L., Crawford, J. H., Eisele, F. L., Mauldin, R. L., Kosciuch, E., Buhr, M. P., Wallace, H. W., and Davis, D. D.: Atmospheric chemistry results from the ANTCI 2005 Antarctic plateau airborne study, *J. Geophys. Res.*, 115, D07304, doi:10.1029/2009jd012605, 2010.
- Sprovieri, F., Pirrone, N., Hedgecock, I. M., Landis, M. S., and Stevens, R. K.: Intensive atmospheric mercury measurements at Terra Nova Bay in Antarctica during November and December 2000, *J. Geophys. Res.*, 107, 4722, doi:10.1029/2002JD002057, 2002.

- Sprovieri, F., Pirrone, N., Ebinghaus, R., Kock, H., and Dommergue, A.: A review of worldwide atmospheric mercury measurements, *Atmos. Chem. Phys.*, 10, 8245–8265, doi:10.5194/acp-10-8245-2010, 2010.
- Steffen, A., Douglas, T., Amyot, M., Ariya, P., Aspö, K., Berg, T., Bottenheim, J., Brooks, S., Cobbett, F., Dastoor, A., Dommergue, A., Ebinghaus, R., Ferrari, C., Gardfeldt, K., Goodsite, M. E., Lean, D., Poulain, A. J., Scherz, C., Skov, H., Sommar, J., and Temme, C.: A synthesis of atmospheric mercury depletion event chemistry in the atmosphere and snow, *Atmos. Chem. Phys.*, 8, 1445–1482, doi:10.5194/acp-8-1445-2008, 2008.
- Stutz, J., Thomas, J. L., Hurlock, S. C., Schneider, M., von Glasow, R., Piot, M., Gorham, K., Burkhardt, J. F., Ziemba, L., Dibb, J. E., and Lefer, B. L.: Longpath DOAS observations of surface BrO at Summit, Greenland, *Atmos. Chem. Phys.*, 11, 9899–9910, doi:10.5194/acp-11-9899-2011, 2011.
- Subir, M., Ariya, P. A., and Dastoor, A. P.: A review of uncertainties in atmospheric modeling of mercury chemistry I. Uncertainties in existing kinetic parameters – Fundamental limitations and the importance of heterogeneous chemistry, *Atmos. Environ.*, 45, 5664–5676, doi:10.1016/j.atmosenv.2011.04.046, 2011.
- Subir, M., Ariya, P. A., and Dastoor, A. P.: A review of the sources of uncertainties in atmospheric mercury modeling II, Mercury surface and heterogeneous chemistry - A missing link, *Atmos. Environ.*, 46, 1–10, doi:10.1016/j.atmosenv.2011.07.047, 2012.
- Temme, C., Einax, J. W., Ebinghaus, R., and Schroeder, W. H.: Measurements of Atmospheric Mercury Species at a Coastal Site in the Antarctic and over the South Atlantic Ocean during Polar Summer, *Environ. Sci. Technol.*, 37, 22–31, 2003.
- Udisti, R., Dayan, U., Becagli, S., Busetto, M., Frosini, D., Legrand, M., Lucarelli, F., Preunkert, S., Severi, M., Traversi, R., and Vitale, V.: Sea spray aerosol in central Antarctica. Present atmospheric behaviour and implications for paleoclimatic reconstructions, *Atmos. Environ.*, 52, 109–120, doi:10.1016/j.atmosenv.2011.10.018, 2012.
- Vandal, G. M., Fitzgerald, W. F., Boutron, C. F., and Candelone, J.: Variations in mercury deposition to Antarctica over the past 34 000 years, *Nature*, 362, 621–623, 1993.
- Wagenbach, D., Legrand, M., Fischer, H., Pichlmayer, F., and Wolff, E. W.: Atmospheric near-surface nitrate at coastal Antarctic sites, *J. Geophys. Res.-Atmos.*, 103, 11007–11020, 1998.