



HAL
open science

Local redox buffering by carbon at low pressures and the formation of moissanite - natural SiC

Andrei A. Shiryaev, Fabrice Gaillard

► **To cite this version:**

Andrei A. Shiryaev, Fabrice Gaillard. Local redox buffering by carbon at low pressures and the formation of moissanite - natural SiC. *European Journal of Mineralogy*, 2014, 26, pp.53-59. 10.1127/0935-1221/2013/0025-2339 . insu-00985690

HAL Id: insu-00985690

<https://insu.hal.science/insu-00985690>

Submitted on 17 May 2017

HAL is a multi-disciplinary open access archive for the deposit and dissemination of scientific research documents, whether they are published or not. The documents may come from teaching and research institutions in France or abroad, or from public or private research centers.

L'archive ouverte pluridisciplinaire **HAL**, est destinée au dépôt et à la diffusion de documents scientifiques de niveau recherche, publiés ou non, émanant des établissements d'enseignement et de recherche français ou étrangers, des laboratoires publics ou privés.

Local redox buffering by carbon at low pressures and the formation of moissanite – natural SiC

ANDREI A. SHIRYAEV^{1,2,*} and FABRICE GAILLARD³

¹ Institute of Physical Chemistry and Electrochemistry RAS, Leninsky pr. 31, 119071 Moscow, Russia

² Institute of Geology of Ore Deposits, Petrography, Mineralogy and Geochemistry RAS, Staromonetny per. 35, 119017 Moscow, Russia

*Corresponding author, e-mails: shiryayev@phyche.ac.ru; a_shiryayev@mail.ru

³ CNRS/INSU, Institut des Sciences de la Terre d'Orléans – UMR 6113, Université d'Orléans, Campus Géosciences, 1A rue de la Férollerie, 41071 Orléans cedex 2, France

Abstract: Grains of natural SiC, moissanite, are encountered in various geological settings. According to thermodynamic calculations and high-pressure experiments, SiC formation requires very reducing conditions, approx. 6–10 orders of magnitude in fO_2 more reducing than the present-day mantle redox state. SiC occurrences have motivated several studies but the required extremely reducing conditions remain a major inconsistency that has not been solved. It is shown here that such reducing conditions can be achieved during the ultimate steps of ascent of carbon-saturated melts, when pressure is lower than 100 bars. At these conditions, the redox buffering by carbon can impose fO_2 similar to IW-6. Conditions favorable to SiC growth can therefore be reached around carbonaceous grains during the shallow emplacement of silicate melts or kimberlites and do not necessarily imply extremely localized oxygen-depleted regions in the mantle. Such reduced conditions can also explain the presence of elemental Si and iron-carbide inclusions in association with moissanite grains.

Key-words: moissanite, silicon carbide, carboreduction, mantle redox state, thermodynamic modeling.

1. Introduction

1.1. Mantle redox state

The evolution of mantle redox state and its heterogeneities are matter of a long standing debate (Frost & McCammon, 2008). The generally accepted picture is that most mantle rocks, including basaltic melts, are equilibrated at oxygen fugacity in the range FMQ–2 to FMQ + 0.5, expressed as log-unit relative to FMQ, the fayalite-magnetite-quartz redox buffer (Behrens & Gaillard, 2006; Frost & McCammon, 2008), and these conditions have been established probably 3.9 Ga ago (Canil, 2002). More reducing conditions – down to FMQ–4 (Woodland & Koch, 2003; McCammon & Kopylova, 2004) may be locally preserved, *e.g.* underneath cratons, as indicated by mantle xenoliths. This is suggested by experimental constraints indicating deep lithospheric roots and some regions of the asthenosphere being saturated in Fe-metal (Rohrbach *et al.*, 2007). It would imply lowermost fO_2 values at FMQ–6 (*i.e.* IW–1.5, where IW stands for the iron-wüstite redox buffer), but recent experimental recalibrations of redox equilibria in garnet peridotites (Stagno *et al.*, 2013) suggest that the FMQ–4 should rather be the lowermost fO_2 values for the upper mantle. It is therefore accepted that oxygen fugacity

is decreasing with increasing depth in the upper mantle, but the magnitude of this effect seems to be moderate, remaining close to, but still definitively above the saturation in Fe-metal.

1.2. Moissanite occurrences

The redox conditions prevailing in the upper parts of the Earth mantle and crust make difficult the explanation of numerous findings of natural silicon carbide - moissanite - in very different geological settings (for reviews on SiC occurrences see, *e.g.* Kaminsky *et al.*, 1968; Derkachenko *et al.*, 1972; Lyakhovich, 1979; Marshintsev, 1990). Moissanite has been found as inclusions in diamonds (Jaques *et al.*, 1989; Moore & Gurney, 1989; Leung *et al.*, 1990; Klein-BenDavid *et al.*, 2007), in mantle-derived magmatic rocks such as kimberlites (Bobrievich *et al.*, 1957; Shiryayev *et al.*, 2011), picritic traps (Kitaynik, 1958; Oleinikov *et al.*, 1977; Iacono-Marziano *et al.*, 2012b) and volcanic breccias (Bauer *et al.*, 1963; Gorshkov *et al.*, 1995; Di Pierro *et al.*, 2003, and many others). More enigmatic occurrences include high- and low-grade metamorphic rocks, limestones, pegmatites and chromitite pods within ophiolites (Gnoevaja & Grozdanov, 1965; Lyakhovich, 1967, 1979; Marshintsev,

1990 and references therein; Miyano *et al.*, 1982; Shiryayev *et al.*, 2008; Trumbull *et al.*, 2009). An association of moissanite in serpentinite from ultrahigh-pressure (UHP) metamorphic rocks was described by Xu *et al.* (2008).

Information about moissanite petrological environment is limited, since the majority of finds are related to separate grains recovered from heavy fractions. In Si-rich rocks moissanite is sometimes found as intergrowth with quartz and alkali feldspars (Mineyeva & Kartenko, 1967; Leung *et al.*, 1990). Intergrowth with quartz possibly results from partial oxidation of SiC and cannot really be used as a reliable criterion of syngenetic origin. Di Pierro *et al.* (2003) observed unidentified MgFe-silicates with FeO contents ranging between 3 and 8 wt% in contact with SiC. Moissanite from kimberlites is sometimes in association with calcite and chromite (Marshintsev, 1990). It was also observed in magnetite-olivine breccia in carbonatitic rocks (Glushkina *et al.*, 1963). In summary, investigation of a large number of moissanite occurrences shows absence of preferred mineral phases associated with SiC.

Diamonds and kimberlites are important rocks in the discussion of moissanite occurrences. Indeed, the first reliable observation of natural moissanite was made in kimberlite (Bobrievich *et al.*, 1957). Subsequently, rare moissanite inclusions in natural diamonds were discovered, in association with eclogitic garnet, peridotitic diopside, rutile, kappa-alumina, sanidine plus andradite (Moore & Gurney, 1989; Leung *et al.*, 1990; Klein-BenDavid *et al.*, 2007). A semi-amorphous K-Al-Si phase was observed in coexistence with moissanite both in diamonds (Leung *et al.*, 1996) and as inclusion in SiC (Shiryayev *et al.*, 2011). However, it is critically important to emphasise that SiC inclusions in diamonds are *extremely* rare (approx. 10 inclusions in total) in comparison with worldwide inventory of reliable moissanite discoveries and, therefore, attempts to relate moissanite exclusively to deep mantle are barely reasonable.

A recent detailed study of inclusions and trace elements of natural SiC (Shiryayev *et al.*, 2011) shows that trace elements readily discriminate natural from synthetic SiC. Remarkably, trace elements in moissanite grains from various Siberian kimberlites and from Bulgarian limestones are broadly similar (Shiryayev *et al.*, 2008). Grains of natural SiC of various origin often contain inclusions of highly reduced phases such as native Si (Marshintsev, 1990) and Fe-, Mg-, Ti-, Cr-silicides (Marshintsev, 1990; Di Pierro *et al.*, 2003; Marshintsev *et al.*, 1967; Mathez *et al.*, 1995), which imply formation under extremely reducing conditions, well below the IW buffer that is commonly regarded as a lower limit in mantle fO_2 . This requires a mechanism for drastically lowering the fO_2 , at least locally.

The temperature of the moissanite formation might be bounded from observations of FeSi₂ exsolved from Si inclusion in SiC as reported by Shiryayev *et al.* (2011). According to the low-pressure phase diagram (Kubaschewski, 1982), such exsolution occurs at temperatures lower than 937 °C. Therefore, one may expect that moissanite formation or at least nucleation took place in relatively hot environments.

1.3. How to make SiC, brief review of materials and Earth sciences

Published experiments show that silicon carbide can be formed in very different ways (*e.g.*, Knippenberg, 1963; Derkachenko *et al.*, 1972), thus suggesting that moissanite can be a polygenic mineral. Models of moissanite formation can be roughly divided into those favoring “high” or “low” pressures.

The “high”-pressure models are largely centered on moissanite inclusions in diamonds and from kimberlites and imply existence of extremely reduced mantle volumes that contrast with the average mantle redox state (*e.g.*, Di Pierro *et al.*, 2003; Trumbull *et al.*, 2009). However, the presence of such mantle domains is still debatable and the HT-HP processes triggering moissanite formation in the lower mantle remain *unspecified*. Recently Bali *et al.* (2013) suggested that water (H₂O) and hydrogen (H₂) can be immiscible at mantle pressure, implying coexistence of H₂-rich and water-rich fluids. Even if H₂ is a reducing agent, immiscibility is an equilibrium process, implying that oxygen fugacity of these immiscible fluids must be similar. So H₂-rich fluid is not necessarily a solution for making SiC at mantle pressures as one still needs to trigger extremely reducing conditions (see Section 1.4).

The “low”-pressure models include moissanite formation by serpentinitisation (Mathez *et al.*, 1995) and electrochemical synthesis in carbonate-silicate melts (Shiryayev *et al.*, 2011). The serpentinitisation mechanism might have been important for moissanite inclusions found in metamorphic serpentinite (Xu *et al.*, 2008). The electrochemical route is based on material-sciences experiments in which growth of SiC layers was achieved during electrochemical reactions in carbonate-silicate melts. Whereas this scenario is feasible for some occurrences, it is difficult to extend it to all moissanite finds.

On the basis of observation of relatively high moissanite concentration at contacts between carbonates and magmatic rocks, Mineyeva & Kartenko (1967) have suggested that moissanite is formed during emplacement of hot silicic melts into organics-rich carbonates. This scenario also explains isotopically light carbon common for moissanites. Similar interaction between low-pressure magma and carbonaceous matter was modelled by Iacono-Marziano *et al.* (2012b) to explain the formation of intrusive rocks rich in reduced Fe-metal and containing small amount of SiC (Ryabov & Lapkovsky, 2010). In fact, carboreduction of silica at high temperatures with formation of SiC is a well-known phenomenon, being the base of Acheson process of industrial production of SiC for abrasives. The industrial Acheson process is usually realised at very high temperatures exceeding 2000 °C (*e.g.*, Knippenberg, 1963). However, numerous experiments have shown that SiC can be produced via gas-phase reactions between SiO₂ and graphite (*e.g.*, Blumenthal *et al.*, 1966; Klinger *et al.*, 1966) or various clays with graphite (Mazzoni *et al.*, 1992; Mazzoni & Aglietti, 1997a, 1997b) at temperatures as low as 1300 °C. SiC formation is favored at high silica contents and low temperatures. Iron and possibly other metals may catalyse

the reaction (Lee & Cutler, 1975). An experimental synthesis of SiC by reaction of $\text{SiO}_2 + \text{Na}_2\text{CO}_3 + \text{C}$ (Blumenthal *et al.*, 1966) is relevant to the suggestion of Mineyeva & Kartenko (1967) and shows that, in case of molten silicates, the reaction is very fast during initial stages, but slows down rapidly when individual carbon particles are consumed.

1.4. Required redox conditions for SiC

Despite a significant number of reliable reports of moissanite finds in many types of rocks, the fact that SiC formation requires extremely reducing conditions has fueled skepticism about most papers, with the exception of occurrences of moissanite and other reduced mineral suites in kimberlites. At equilibrium SiC can coexist with silicates only under conditions so reducing that their mantle origin has been questioned. The disruption of Si-O bonds to form Si-C ones indeed requires extremely oxygen-depleted environments. Thermodynamic calculations using the following equilibrium allows the $f\text{O}_2$ defining the coexistence of moissanite and mantle minerals to be estimated:



Mathez *et al.* (1995) obtained oxygen fugacities that are 4 to 6 log units below IW buffer (IW being approx. FMQ-4) for calculations performed over a range of pressure-temperature conditions of 2–18 GPa and 1000–1800 K. High-pressure experiments by Ulmer *et al.* (1998) support predictions by Mathez *et al.* (1995).

In summary, oxygen-depleted conditions required for SiC stability are difficult to reconcile with the mantle redox state. At equilibrium, SiC may coexist only with Fe-free silicates (olivine, orthopyroxene and garnet), *i.e.* in assemblages similar to enstatite chondrites and those have never been observed in the Earth's mantle. The SiC grains have therefore never been equilibrated with the coexisting Fe-Mg minerals even at hand-specimen scales. It must then reflect extremely local processes that never extended their equilibrium sphere to more than a couple of millimeters. In addition, the general paucity of oxidation products such as SiO_2 or silicon oxycarbides on the surface of moissanite grains (for review of SiC oxidation see Presser & Nickel, 2008) indicates that after their formation, the process of SiC grain re-equilibration with the surrounding phases was initiated only rarely. Therefore, a very important statement can be made here: the process responsible for formation of most moissanite grains must occur prior to the thermal quenching of the rocks, *i.e.* during the eruption/emplacement, in order to preserve such disequilibrium features.

In this report we provide results of thermodynamic calculations, giving support for a moissanite formation in very different geological settings by a process similar to the industrial Acheson process: $3\text{C} + \text{SiO}_2 = \text{SiC} + 2 \text{CO}$. We show that SiC formation can occur during the ultimate steps of ascent of degassing, C-saturated silicate rocks or melts, when pressure is lower than 100 bars. At these conditions, the redox buffering by carbon can locally impose $f\text{O}_2$ similar to IW-6, thus making SiC formation possible.

2. Methods and results

2.1. Thermodynamic model

We first model the oxygen fugacity imposed by carbon-gas equilibria at low pressures (3 kbar to 1 bar) in the C–O system. We assumed temperature of 1300 °C, a temperature sufficient to produce synthetic SiC in experiments and not uncommon for some (*e.g.*, picritic) magmas (*e.g.*, Herzberg *et al.*, 2010, and references therein). Note that moissanite was indeed observed in picritic traps (*e.g.*, Kitaynik, 1958; Oleinikov *et al.*, 1977). The computed equilibria are:



which gives

$$f\text{O}_2 = f\text{CO}_2/\text{K}_{(2)} \quad (3)$$

and



which gives

$$f\text{O}_2 = f\text{CO}_2/\text{K}_{(4)}. \quad (5)$$

In all cases, $\text{K}_{(x)}$ refers to the thermodynamic constant of the equilibrium (X) (see compilation in Symonds & Red, 1993, for the thermodynamic constants) and “ f ” refers to the fugacity of gas species (see Shi & Saxena, 1992, for a complete description). In a recent analysis of gas-melt equilibria at temperature-pressure conditions equivalent to 1200–1400 °C, 1 bar–10 kbar, Iacono-Marziano *et al.* (2012a) have concluded that gas species (CO_2 – H_2O) must behave as an ideal mixture of ideal gases. For our calculation at $P < 3$ kbar and $T = 1300$ °C, we therefore simplified our fluid system as an ideal mixture of ideal gases (*i.e.* fugacities are equivalent to partial pressures). Combining (3) and (4) with the constraints that the partial pressures of the gas compounds sum to the total pressure,

$$P(\text{CO}_2) + P(\text{CO}) = P_{\text{tot}} \quad (6)$$

we obtained that $f\text{O}_2$ -pressure relationships must follow the equation:

$$f\text{O}_2 - \text{K}_{(4)}/\text{K}_{(2)}f\text{O}_2^{1/2} = P_{\text{tot}}/\text{K}_{(2)}. \quad (7)$$

The resolution of equation (7) as a function of pressure results in the plot shown in Fig. 1a. Due to the strong decrease in CO_2 partial pressure, $P(\text{CO}_2)$, with decreasing pressure, equilibria (2) and (4) are shifted to the right and oxygen fugacity at graphite saturation decreases nearly proportionally to total pressure.

The second calculation considers a system gas-melt-graphite with the stable volatile species in a C–O–H system (see Gaillard & Scaillet, 2009, for details of gas-melt equilibria, Fig. 1b). In that case, equilibrium (2) and (4) are treated together with the reaction of water dissociation and methane formation:



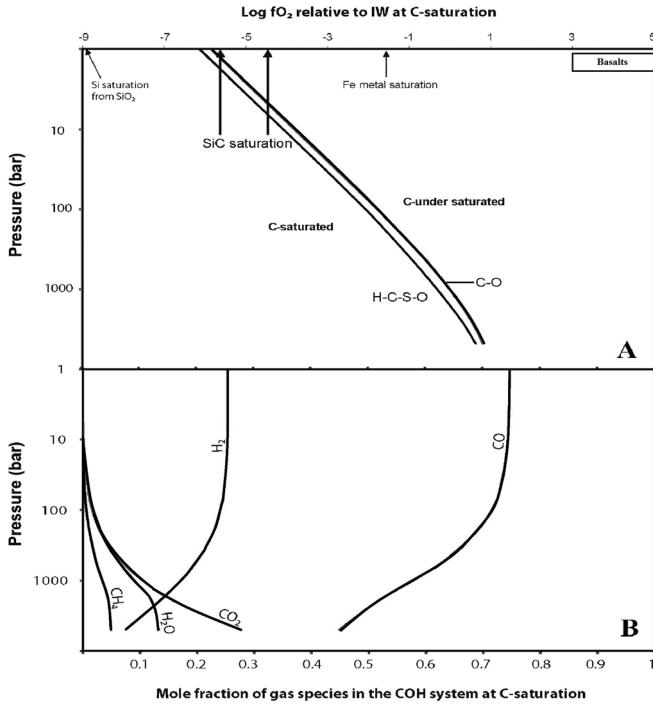


Fig. 1. (a) Oxygen fugacity of the Earth mantle and its incompatibility with SiC stability. The recognized fO_2 range of the upper and lower mantle is shown as lower-bounded by Fe-metal saturation curve (IW-2, fO_2 relative to the iron-wüstite, IW, redox buffer). At fO_2 more reducing than IW-2, iron of the silicate phases is reduced, which represents a redox boundary through which the Earth mantle is not passing. The fO_2 domain of SiC stability is simplified as a vertical grey arrow around IW-5. SiC stability requires fO_2 more reducing than this value. The changes in oxygen fugacity undergone by a system buffered by carbon-saturation at 1300 °C is shown as a function of pressure. Two curves are shown, the C–O one represents graphite-gas equilibrium in the C–O system (with CO and CO₂ species fraction in the gas shown in the inset). The H–C–S–O curve shows the fO_2 -pressure path of a graphite-saturated magma that contained 3 wt% CO₂ and 3 wt% H₂O. The H–C–S–O curve therefore illustrates a 3-phase system: graphite-melt-gas computed using Gaillard *et al.* (2003) procedure. A more detailed picture is provided in Fig. 1b. Despite the difference in both calculations, the results are similar, highlighting the dominant role of carbon-redox buffering in both cases. At pressure lower than 100 bars, metal iron can precipitate and, at surface pressure, SiC should form by equilibration between olivine and carbon. (b) Changes in gas composition and fO_2 during depressurisation of carbon-saturated magma. As pressure decreases, equilibrium H₂O and CO₂ abundances decrease to zero and H₂ and CO become dominant. As a result, fO_2 drops to value more reducing than IW-6, which should allow SiC saturation during the low-pressure step.



The equilibrium constant for these reactions can be found in Symonds & Red (1993). Due to the increase in the chemical complexity of the system, equation (6) becomes:

$$P(CO_2) + P(CO) + P(CH_4) + P(H_2O) + P(H_2) = P_{tot}. \quad (10)$$

The melt considered is basaltic in composition. Gas-melt equilibrium for CO₂-H₂O is taken from Iacono-Marziano

et al. (2012a); H₂ solubility is taken from Gaillard *et al.* (2003) and other species are considered as insoluble in the melt at these P - T conditions (Morizet *et al.*, 2010). The implementation of gas-melt equilibria with graphite-redox equilibrium (eq. 2 and 4) is described in detail in Iacono-Marziano *et al.* (2012b). The amount of H₂O and CO₂ in the system is 3 wt% for both species. The amount of graphite and the amount of gas calculated as a function of pressure is shown in Fig. 2. During the entire decompression, the gas-melt system remains graphite saturated (graphite content at 300 MPa is 3.5 wt% and gas percentage is 3.2 wt%). The fO_2 pressure evolution of such a system does not differ much from that occurring in a simple C–O system. Figure 1a shows that fO_2 is slightly more reduced essentially as a consequence of a dilution effect: CO and CO₂ are diluted by CH₄, H₂O and H₂, which shift equilibria (2) and (4) to the right-hand side.

In summary, the trends shown in Fig. 1 reflect the redox buffering by carbon-saturated systems upon decompression. This picture remains true whatever the phase coexisting with carbon (gas, melt, solids) provided that carbon is buffering fO_2 . Note that Sato (1978) already mentioned the possibility of such buffering effect of carbon on magma redox state with application to the Moon (see also Nicholis & Rutherford, 2009 on a similar topic).

The calculations shown in Fig. 1 were performed for a temperature of 1300 °C, which is based on experimental works on SiC formation by carboreduction process and on moissanite observations in picritic rocks. It is important to note that carboreduction is a viable mechanism for SiC formation even at lower temperatures, as shown on Fig. 3, if the pressure is low enough. However, kinetics of SiC formation may be very slow at temperatures as low as 1100 °C, thus making moissanite formation less likely.

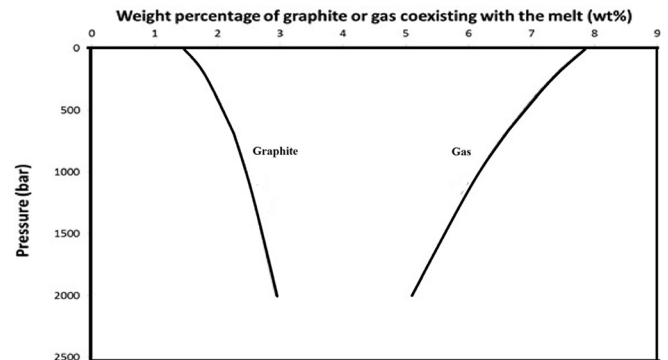


Fig. 2. Calculated mass percentage of graphite and gas during decompression. The initial water and CO₂ contents (both fixed at 3 wt%) were chosen in order to mirror concentrations reconstructed by Kopylova *et al.* (2007) for kimberlite parental magmas. These high volatile contents also maximize the dilution effect and its impact on fO_2 discussed in the text. With depressurization of the graphite-melt-gas system, graphite volatilizes as CO (see Fig. 1b for CO production in the gas). Therefore the fraction of graphite decreases and the mass percentage of gas increases well outside the 3 wt% CO₂ + 3 wt% H₂O because of C volatilization as CO.

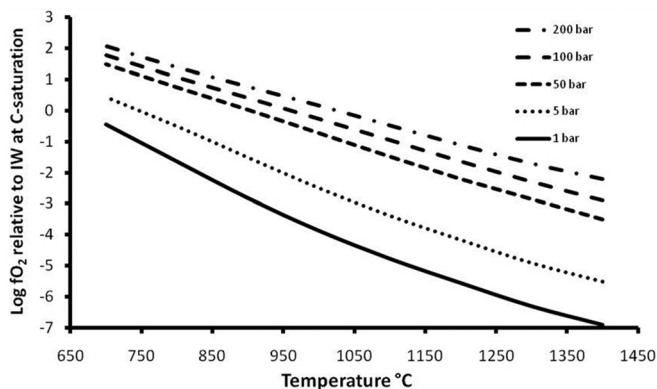


Fig. 3. The effect of temperature on the fO_2 at graphite saturation of a magmatic system.

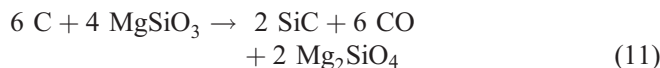
At surface pressures, oxygen fugacity reaches values similar to IW-6, which are required to precipitate SiC from silica-bearing minerals such as olivine that coexists with carbon (Figs. 1b and 3). Fe-metal can precipitate at fO_2 lower than IW-2 (Gaillard & Scaillet, 2009), which is possible when pressure is lower than 100 bars (see Iacono-Marziano *et al.*, 2012b, for additional simulation). Low-pressure local redox buffering by carbon is a likely explanation for the presence of reduced species in igneous rocks that do not require extremely reduced mantle regions, which are otherwise unexpected. Depending on the amount of carbon in the rock, the carbon buffering can be local or global. The Disko Island and the Siberian Traps cases illustrated in Iacono-Marziano *et al.* (2012b) correspond to a global C-buffering that affects large volumes of magma (intrusion of basalts into coal-rich sediments). In the case of small amount of graphite, C-redox buffering is affecting only the narrow vicinity of carbon-bearing phases and is not imposing a redox change of the entire rock. Temperature changes are expected to moderately affect the redox trend of Fig. 1a. The decrease in oxygen with decreasing pressure will become more pronounced as CH_4 will increasingly be stable. The fraction of both gaseous CO and CO_2 will then be decreased which implies slightly lower fO_2 at graphite saturation.

2.2. Formation of moissanite at C-saturation

At low pressures in system with redox conditions controlled by carbon-buffering, SiC can easily be formed as fO_2 are lower than IW-4. This process is moderately affected by temperature and can operate in solids or melts coexisting with carbon. What is needed is a source of silicon at carbon-saturation under low pressures (<20 bars). Silica activity must then play a role in stabilizing SiC. Equilibrium (1) indicates that in addition to low fO_2 , SiC formation is favored by elevated silica activities. The association of SiC with carbonated melts (Glushkina *et al.*, 1963; Gnoevaja & Grozdanov, 1965; Shiryayev *et al.*, 2011) that are well-known for their low silica activity (Luth, 2009), may then seem surprising. Furthermore, as

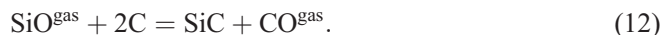
reviewed in Section 1.2., no typical mineral association is preferentially found with SiC. Silicate minerals, carbonates or oxides have been found so that no general reaction mechanisms can be proposed.

The most generic reaction forming SiC could be:



as olivine and pyroxene are present in many SiC-bearing rocks. It is known that excessive partial pressure of CO suppresses silicate reduction in this process, which is qualitatively similar to the Acheson one (Derkachenko *et al.*, 1972). Therefore, a requirement for this process to generate appreciable quantities of SiC is that the produced CO is evacuated from the local system. Permeability of rocks and melts in respect to CO gas or high CO solubility in them should, therefore, play an important role for moissanite formation. Permeability of extrusive rocks during emplacements at surface is usually elevated enough to ensure gas removal. This feature is enhanced by high volatile contents.

On the other hand, if reaction (11) can be justified as olivine and pyroxene are abundant in SiC-bearing rocks, Fe-free forsterite is never found in coexistence with SiC. Given the absence of systematic mineral association with SiC, we could suggest a gas-phase reaction such as:



This mechanism has the great advantage of leaving no systematic or typical mineralogical assemblages associated with SiC as recognized in Section 1.2. We discuss below relationships previously recognized between SiO and SiC formation.

2.3. Formation of highly reduced phases together with moissanite

As mentioned in the Introduction, moissanite is often accompanied by inclusions of highly reduced phases such as elemental silicon, various carbides and silicides. Reduction of SiO_2 to Si-metal requires extremely low values of fO_2 , which can not be attained considering carbon redox buffering ($fO_2 < IW-9$ considering $a(SiO_2) = 1$). However, formation of Si-metal from gaseous SiO (see reaction below) is feasible at fO_2 lower than IW-4 if silicon-monoxide activity $a(SiO)$ is close to unity:



The fO_2 corresponding to the above equilibrium is within the range of fO_2 imposed by carbon-saturation at low pressure (Fig. 1). It is therefore possible that graphite saturation at low pressure generates SiC together with Si and Si-Fe metal grains. This demands high SiO activities. According to kinetics experiments (Mendybaev *et al.*, 2002), redox conditions favorable to SiC growth also favors vaporization of silicate in SiO form at 1 bar pressure in atmosphere composed of H-C-O species. At magmatic temperatures (1300 °C) and fO_2 in the range IW-3 to IW-6, SiO can constitute a significant

fraction of the gas (at SiO₂ saturation) (Mendybaev *et al.*, 2002). We can therefore not exclude that Si grains result from local equilibrium processes imposing high SiO activities. Similarly to SiC grains that are clearly not equilibrated with the surrounding Fe-bearing silicates, in terms of fO_2 , it is also not equilibrated with respect to $a(SiO_2)$. Furthermore, rapid cooling accompanying lava emplacements may contribute to nucleate Si-grains by condensation of gaseous SiO.

Eruptive processes implying adiabatic decompression may give rise to SiC formation by a similar mechanism, which may explain moissanite finds in volcanic breccia (Bauer *et al.*, 1963) and rocks (Di Pierro *et al.*, 2003) as well as in mantle xenoliths from subduction-related settings (Ishimaru *et al.*, 2009). Intrusion of mafic magma into carbonaceous rocks in Siberian Traps or at the famous Disko Island are also remarkable field occurrences of SiC (Kitaynik, 1958; Oleinikov *et al.*, 1977; Ryabov *et al.*, 2010; Iacono-Marziano *et al.*, 2012a); but the latter implies a bulk equilibrium (with all the extrusive rocks being equilibrated with oxygen fugacity as low as IW-4). In contrast, the occurrence of SiC as described in the literature of mantle rocks most likely involves local equilibrium operating during the emplacement of magmatic rocks at low pressure.

3. Conclusion

Redox buffering by carbon upon decompression to atmospheric pressure triggers extremely reducing conditions that can explain the sporadic but enigmatic occurrence of oxygen-depleted phases such as SiC, Fe, or even Si in igneous rocks that are observed in very different geodynamic settings. This avoids calling upon excessively reducing mantle regions that are otherwise unexpected in existing models of mantle redox state. This process is operating as carbon is remaining in the system but is also consuming carbon, implying that the reduction reaction is stopped as C is exhausted. At low pressure we can expect fO_2 as low as IW-6 in such C-saturated systems, whether molten or not, because carbon buffering would impose such low fO_2 whatever the coexisting phases (melt or minerals). Redox buffering by carbon at low pressure is a potentially important mechanism in rock-forming processes, including heating and melting of chondrites, which has been poorly considered so far.

Acknowledgements: We acknowledge the comments by E. Mathez and anonymous reviewers on an earlier version of the paper. This work was partially supported by the European Research Council (agreement number 279790).

References

Bali, E., Audetat, A., Keppler, H. (2013): Water and hydrogen are immiscible in Earth's mantle. *Nature*, **495**, 220–222.
 Bauer, J., Fiala, J., Hrichova, R. (1963): Natural α -silicon carbide. *Amer. Mineral.*, **48**, 620–634.

Behrens, H. & Gaillard, F. (2006): Geochemical aspects of melts: volatiles and redox behavior. *Elements*, **2**, 275–280.
 Blumenthal, J.L., Santy, M.L., Burns, E.A. (1966): Kinetic studies of high-temperature carbon-silica reactions in charred silica-reinforced phenolic resins. *AIAA J.*, **4**(6), 1053–1057.
 Bobrievich, A.P., Kalyuzhnyi, V.A., Smirnov, G.I. (1957): Moissanite in the kimberlites of the East Siberian platform. *Doklady AN SSSR*, **115**(6), 1189–1192.
 Canil D. (2002): Vanadium in peridotites, mantle redox and tectonic environments: Archean to present. *Earth Planet. Sci. Lett.*, **195**, 75–90.
 Derkachenko, L.I., Zaretskaya, G.M., Obuhov, A.P., Sokolova, T.V., Filonenko, N.E. (1972): Mineralogy of silicon carbide (silicon carbide in industrial and natural rocks). Nauka, Leningrad.
 Di Pierro, S., Gnos, E., Grobety, B.H., Armbruster, T., Bernasconi, S.M., Ulmer, P. (2003): Rock-forming moissanite (natural β -silicon carbide). *Am. Mineral.*, **88**, 1817–1821.
 Frost, D.J. & McCammon, C.A. (2008): The redox state of Earth's Mantle. *Ann. Rev. Earth Planet. Sci.*, **36**, 389–420.
 Gaillard, F. & Scaillet, B. (2009): The sulfur content of volcanic gases on Mars. *Earth Planet. Sci. Lett.*, **279**, 34–43.
 Gaillard, F., Schmidt, B.C., Mackwell, S., McCammon, C. (2003): Rate of hydrogen-iron redox exchange in silicate melts and glasses. *Geochim. Cosmochim. Acta*, **67**, 2427–2441.
 Glushkina, S.E., Itsikson, G.V., Lovi, B.I. (1963): Moissanite in carbonatite deposit. *Zap. Vsez. Min. Ob-Va.*, **92**(6), 716–718.
 Gnoevaja, N. & Grozdanov, L. (1965): Moissanite from Triassic rocks, NW Bulgaria. *Proc. Bulgarian Geol. Soc.*, **26**, 89–95.
 Gorshkov, A.I., Seliverstov, V.A., Sivtsov, A.V. (1995): Crystal chemistry and mineralogy of moissanite from alkali-ultrabasic volcanic complex (Kamchatka). *Geol. Ore Depos.*, **37**, 313–321.
 Herzberg, C., Condie, K., Korenaga, J. (2010): Thermal history of the Earth and its petrological expression. *Earth Planet. Sci. Lett.*, **292**, 79–88.
 Iacono-Marziano, G., Morizet, Y., Le-Trong, E., Gaillard, F. (2012a): New experimental data and semi-empirical parameterization of H₂O–CO₂ solubility in mafic melts. *Geochim. Cosmochim. Acta*, **97**, 1–23.
 Iacono-Marziano, G., Gaillard, F., Scaillet, B., Marecal, V., Pirre, M., Polozov, A.G., Arndt, N.T. (2012b): Extremely reducing conditions reached during basaltic intrusion in organic matter-bearing sediments. *Earth Planet. Sci. Lett.*, **357**, 319–326.
 Ishimaru, S., Arai, S., Shukuno, H. (2009): Metal-saturated peridotite in the mantle wedge inferred from metal-bearing peridotite xenoliths from Avacha volcano, Kamchatka. *Earth Planet. Sci. Lett.*, **284**, 352–360.
 Jaques, A.L., Hall, A.E., Sheraton, J.W., Smith, C.B., Sun, S.S., Drew, R.M., Foudoulis, C., Ellingsen, K. (1989): Composition of crystalline inclusions and C-isotope composition of Argyle and Ellendale diamonds. in: “Kimberlites and related rocks”, Ross, J., Jaques, A.L., Ferguson, J., Green, D.H., O'Reilly, S.Y., Danchin, R.V., Janse, A.J.A., eds., 2, p. 966–989. Blackwell Scientific, Cambridge, England.
 Kaminsky, F.V., Bukin, V.I., Potapov, S.V., Arkus, N.G., Ivanova, V.G. (1968): Discoveries of silicon carbide under natural conditions and their genetic importance. *AN SSSR Izvestiya, Ser. Geologicheskaya*, **6**, 57–66. English translation: *Int. Geol. Rev.* 1968, **11**, 561–569.
 Kitaynik A.F. (1958): Moissanite from the traps of the Siberian platform. in “Geology and ore deposits of Eastern Siberia” Iss. 3(24), Irkutsk.

- Klein-BenDavid, O., Izraeli, E.Z., Hauri, E., Navon, O. (2007): Fluid inclusions in diamonds from the Diavik mine, Canada and the evolution of diamond-forming fluids. *Geochim. Cosmochim. Acta*, **71**, 723–744.
- Klinger, N., Strauss, E.L., Komarek, K.L. (1966): Reactions between silica and graphite. *J. Amer. Ceram. Soc.*, **49**(7), 369–375.
- Knippenberg W.F. (1963): Growth phenomena in silicon carbide. *Philips Res. Rep.*, **18**, 161–274.
- Kopylova, M.G., Matveev, S., Raudsepp, M. (2007): Searching for parental kimberlite melt. *Geochim. Cosmochim. Acta*, **71**, 3616–3629.
- Kubaschewski O. (1982): Iron binary phase diagrams. Springer-Verlag, New-York.
- Lee, J.-G., Cutler, I.B. (1975): Formation of silicon carbide from rice hulls. *Am. Ceramic Soc. Bulletin*, **54**(2), 195–198.
- Leung, I.S., Guo, W., Freidman, I., Gleason, J. (1990): Natural occurrence of silicon carbide in a diamondiferous kimberlite from Fuxian. *Nature*, **346**, 352–354.
- Leung, I.S., Taylor, L.A., Tsao, C.S., Han, Z. (1996): SiC in diamond and kimberlites: implications for nucleation and growth of diamond. *Int. Geol. Rev.*, **38**, 595–606.
- Luth R.W. (2009): The activity of silica in kimberlites, revisited. *Contrib. Mineral. Petrol.*, **158**, 283–294.
- Lyakhovich V.V. (1967): Accessory minerals in granitoids of Soviet Union. Nedra Press, Moscow.
- (1979): Origin of accessory moissanite. *AN SSSR Izvestiya, Ser. Geologicheskaya*, **4**, 63–74. (English translation: *Int Geol Rev* (1980) **22**, 961–970).
- Marshintsev, V.K. (1990): Natural silicon carbide in Yakutian kimberlites. *Mineralogicheskii Zhurnal*, **12**, 17–26.
- Marshintsev, V.K., Shchelchkova, S.G., Zol'nikov, G.V., Voskresenskaya, V.B. (1967): New data on moissanite from the Yakutian kimberlites. *Geologiya i Geofizika*, **12**, 22–31.
- Mathez, E.A., Fogel, R.A., Hutcheon, I.D., Marshintsev, V.K. (1995): Carbon isotopic composition and origin of SiC from kimberlites of Yakutia, Russia. *Geochim. Cosmochim. Acta*, **59**, 781–791.
- Mazzoni, A.D. & Aglietti, E.F. (1997a): Carbonitriding of andalusite: phases involved and reaction mechanism. *Materials Chem. Phys.*, **49**, 196–203.
- , — (1997b): Mechanism of carbonitriding reactions of SiO₂-Al₂O₃ minerals in the Si-Al-O-N system. *Appl. Clay Sci.*, **12**, 447–461.
- Mazzoni, A.D., Aglietti, E.F., Pereira, E. (1992): Phases and kinetics of beta-sialon formation from clays. *Materials Lett.*, **14**, 37–42.
- McCammion, C. & Kopylova, M.G. (2004): A redox profile of the Slave mantle and oxygen fugacity control in the cratonic mantle. *Contrib. Mineral. Petrol.*, **148**, 55–68.
- Mendybaev, R.A., Beckett, J.R., Grossman, L., Stolper, E., Cooper, R.F., Bradley, J.P. (2002): Volatilization kinetics of silicon carbide in reducing gases: an experimental study with applications to the survival of presolar grains in the solar nebula. *Geochim. Cosmochim. Acta*, **66**, 661–682.
- Mineyeva, I.G. & Kartenko, N.F. (1967): A discovery of moissanite in the contact aureole of an intrusion of alkaline and nepheline syenites. *Zap. Vses Miner. Obsh.*, **96**(3), 315–320.
- Miyano, S., Sueno, S., Ohmasa, M., Fujii, T. (1982): A new SiC polytype, 45Rb. *Acta Cryst.*, **A 38**, 477–482.
- Moore, R.O., Gurney, J.J. (1989): Mineral inclusions in diamond from the Monastery kimberlite, South Africa. in: “Kimberlites and related rocks”, Ross, J., Jaques, A.L., Ferguson, J., Green, D.H., O'Reilly, S.Y., Danchin, R.V., Janse, A.J.A., eds., 2, p. 966–989. Blackwell Scientific, Cambridge, England.
- Morizet, Y., Paris, M., Gaillard, F., Scaillet, B. (2010): C-O-H fluid solubility in haplobasalt under reducing conditions: an experimental study. *Chem. Geol.*, **279**, 1–16.
- Nicholis, M.G. & Rutherford, M.J. (2009): Graphite oxidation in the Apollo 17 orange glass magma: Implications for the generation of a lunar volcanic gas phase. *Geochim. Cosmochim. Acta*, **73**, 5905–5917.
- Oleinikov, B.V., Okrugin, A.V., Tomshin, M.V., Brovkin, A.A. (1977): Moissanite in traps of Siberian platform. in “Geology and ore deposits of Yakutia”, Bulletin, Yakutsk, 20–23.
- Presser, V. & Nickel, K.G. (2008): Silica on silicon carbide. *Crit. Rev. Solid State Mater. Sci.*, **33**, 1–99.
- Rohrbach, A., Ballhaus, C., Golla-Schindler, U., Ulmer, P., Kamenetsky, V.S., Kuzmin, D.V. (2007): Metal saturation in the upper mantle. *Nature*, **449**, 456–458.
- Ryabov, V.V. & Lapkovsky, A.A. (2010): Native iron (-platinum) ores from the Siberian Platform trap intrusions. *Austral. J. Earth Sci.*, **57**, 707–736.
- Sato M. (1978): Oxygen fugacity of basaltic magmas and the role of gas-forming elements. *Geophys. Res. Lett.*, **5**, 447–449.
- Shi, P.F. & Saxena, S.K. (1992): Thermodynamic modelling of the C-H-O-S fluid system. *Am. Mineral.*, **77**, 1038–1049.
- Shiryaev, A.A., Griffin, W.L., Stoyanov, E., Kagi, H. (2008): Natural silicon carbide from different geological settings: polytypes, trace elements, inclusions. 9th Int. Kimberlite Conf., Frankfurt, Ext abstr 9IKC-A-00075 (<http://www.cosis.net/abstracts/9IKC/00075/9IKC-A-00075-1.pdf>).
- Shiryaev, A.A., Griffin, W.L., Stoyanov, E. (2011): Moissanite (SiC) from kimberlites: polytypes, trace elements, inclusions and speculations on origin. *Lithos*, **122**, 152–164.
- Stagno, V., Ojwang, D.O., McCammion, C.A., Frost, D.J. (2013): The oxidation state of the mantle and the extraction of carbon from Earth's interior. *Nature*, **493**(7430), 84–88.
- Symonds, R.B. and Reed, M.H. (1993): Calculation of multi-component chemical equilibria in gas-solid-liquid systems: Calculation methods, thermochemical data and applications to studies of high-temperature volcanic gases with examples from Mount St. Helens. *Amer. J. Sci.*, **293**, 758–864.
- Trumbull, R.B., Yang, J.S., Robinson, P.T., Di Pierro, S., Vennemann, T., Wiedenbeck, M. (2009): The carbon isotope composition of natural SiC (moissanite) from the Earth's mantle: new discoveries from ophiolites. *Lithos*, **113**, 612–620.
- Ulmer, G.C., Grandstaff, D.E., Woermann, E., Gobbels, M., Schonitz, M., Woodland, A.B. (1998): The redox stability of moissanite (SiC) compared with metal-metal oxide buffers at 1773 K and at pressures up to 90 kbar. *N. Jb. Mineral. Abh.*, **172**, 279–307.
- Woodland, A.B. & Koch, M. (2003): Variation in oxygen fugacity with depth in the upper mantle beneath the Kaapvaal craton, Southern Africa. *Earth Planet Sci. Lett.*, **24**, 295–310.
- Xu, S., Wu, W., Xiao, W., Yang, J., Chen, J., Ji, S. (2008): Moissanite in serpentinite from the Dabie mountain in China. *Mineral. Mag.*, **72**, 899–908.

Received 21 March 2013

Modified version received 11 July 2013

Accepted 29 August 2013