



HAL
open science

Reactions of OH and Cl with isopropyl formate, isobutyl formate, n-propyl isobutyrate and isopropyl isobutyrate

Y.J. Zhang, P. Liang, Mathieu Cazaunau, Véronique Daële, Y.J. Mu, Abdelwahid S Mellouki

► **To cite this version:**

Y.J. Zhang, P. Liang, Mathieu Cazaunau, Véronique Daële, Y.J. Mu, et al.. Reactions of OH and Cl with isopropyl formate, isobutyl formate, n-propyl isobutyrate and isopropyl isobutyrate. *Chemical Physics Letters*, 2014, 602, pp.68-74. <10.1016/j.cplett.2014.04.020>. <insu-00989673>

HAL Id: insu-00989673

<https://insu.hal.science/insu-00989673v1>

Submitted on 6 Jun 2014

HAL is a multi-disciplinary open access archive for the deposit and dissemination of scientific research documents, whether they are published or not. The documents may come from teaching and research institutions in France or abroad, or from public or private research centers.

L'archive ouverte pluridisciplinaire HAL, est destinée au dépôt et à la diffusion de documents scientifiques de niveau recherche, publiés ou non, émanant des établissements d'enseignement et de recherche français ou étrangers, des laboratoires publics ou privés.



HAL Authorization

Reactions of OH and Cl with isopropyl formate, isobutyl formate, n-propyl isobutyrate and isopropyl isobutyrate

Y.J. Zhang^{a,b}, P. Liang^{a,c}, Z.H. Jiang^a, M. Cazaunau^a, V. Daële^a, Y.J. Mu^c, A. Mellouki^{a,d,*}

^a Institut de Combustion, Aérodynamique, Réactivité et Environnement (ICARE-CNRS)/OSUC, 1C Avenue de la Recherche Scientifique, 45071 Orléans, France

^b Chinese Research Academy of Environmental Science (CRAES), Beijing 100012

^c Research Center for Eco-Environmental Sciences (RCEES), Chinese Academy of Sciences, Beijing 100085

^d Environment Research Institute/School of Environmental Science & Engineering, Shandong University, Shandong 250100

* Corresponding author:

A. Mellouki, ICARE-CNRS, 1C Avenue de la Recherche Scientifique, 45071 Orléans Cedex 02, France (Fax: (33) 238 696004, e-mail: mellouki@cirs-orleans.fr)

Abstract:

The rate coefficients for the reactions of OH with isopropyl formate, isobutyl formate, n-propyl isobutyrate and isopropyl isobutyrate have been determined using both absolute and relative methods. The relative rate method has been also used to measure the room temperature rate coefficient for the reaction of Cl with the same esters. In addition, a series of runs conducted on the OH-initiated oxidation of isopropyl formate, isobutyl formate and n-propyl isobutyrate showed the formation of acetone from the three reactions. The formation of propanal was also observed for n-propyl isobutyrate.

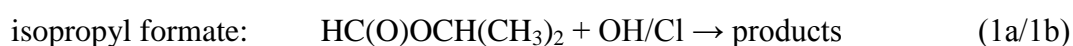
Keywords: OH radicals, Cl atoms, isopropyl formate, isobutyl formate, n-propyl isobutyrate, isopropyl isobutyrate.

1. INTRODUCTION

Esters are widely used as alternative solvents and additives in a number of industries. They are also emitted into the atmosphere from biogenic sources such as vegetation and produced within the atmosphere from the oxidation of other volatile organic compounds such as ethers. Despite their low toxicity, the atmospheric degradation of esters may lead to the production of more toxic species. With the increase of their uses, it is of importance to assess their contribution to photo-oxidants formation in urban air masses, which requires detailed kinetic and mechanistic informations on their atmospheric oxidation processes.

Although reactions with OH radicals are considered to be the dominant tropospheric removal process for esters, their reactions with Cl atoms are not negligible and can be important and ubiquitous in coastal areas and marine boundary layer. Indeed, relatively high Cl atoms concentrations have been reported by different studies [1] indicating that the reactions of Cl can trigger a fast oxidation of volatile organic compounds and hence compete with the OH reactions. The other possible atmospheric degradation processes such as reactions with ozone, NO₃ and sunlight-induced photolysis are considered to be of minor importance.

The atmospheric chemistry of esters has been subject to numerous investigations [2]. However, the reactivity of some esters are still not well investigated such as those targeted by the present study. In this work, the rate coefficients for the reactions of OH and Cl with four esters are reported:





In addition, we have conducted a limited number of experiments to identify some products of the OH-initiated oxidation of isopropyl formate, isobutyl formate and n-propyl isobutyrate.

To the best of our knowledge, this work provides the first kinetic studies for the reactions of OH and Cl with isobutyl formate and n-propyl isobutyrate and the first studies for the reaction of Cl with isobutyl formate, propyl isobutyl formate and isopropyl isobutyrate. The reaction of Cl with isobutyl formate, propyl isobutyl formate and isopropyl isobutyrate. The reaction of OH with isopropyl isobutyrate has been investigated previously only once [3]. The most investigated compound of the series of interest for this work is isopropyl formate but only three groups have studied its kinetics [3-5]. The present work reports also the first temperature dependence study for the reactions of these esters with OH radicals.

2. EXPERIMENTAL

2.1. Relative rate method

This method was used to measure the rate coefficients for both Cl and OH reactions with esters at 296 ± 2 K and 760 Torr of purified air in a 160 L Teflon reaction chamber. The experimental set-up has been described previously [6]. OH radicals were produced through the photolysis of H_2O_2 at 254 nm and Cl atoms through the photolysis of Cl_2 at 365 nm. Measured amounts of reactants were expanded into the evacuated vacuum line and isolated into a calibrated mixing bulb, from which they were swept into the reaction chamber by a

stream of zero-grade air. The chamber was then filled to its full capacity at atmospheric pressure with ultra-pure air. A gas chromatograph-flame ionization detector was used for the quantitative analysis of the reactants. Chromatographic separation was achieved using a DB-1 capillary column (J&W Scientific, 30 m, 0.25 id, 5 μm film).

The relative rate coefficients were determined by comparing the decay rates of the reactants to reference compounds for which the reactions rate coefficients are well established:



Provided that both ester and reference compound are lost only by reaction with OH or Cl, neither organic is reformed in any process and dilution due to sampling is negligible, it can be shown that:

$$\ln([\text{Ester}]_0/[\text{Ester}]_t) = (k_{\text{ester}}/k_{\text{Ref}}) \ln([\text{Ref}]_0/[\text{Ref}]_t) \quad (\text{III})$$

where $[\text{Ester}]_0$, $[\text{Ester}]_t$ and $[\text{Ref}]_0$, $[\text{Ref}]_t$ are the ester and reference compound concentrations at time 0 and t, respectively. k_{ester} are the second-order rate coefficients for the reactions of OH or Cl with the studied esters, likewise k_{Ref} are those for the reactions of OH or Cl with the reference compounds. Thus, a plot of $\ln([\text{Ester}]_0/[\text{Ester}]_t)$ vs. $\ln([\text{Ref}]_0/[\text{Ref}]_t)$ should be a straight line passing through the origin. The ratio of rate coefficients $k_{\text{Ester}}/k_{\text{Ref}}$ is derived from the slope of this plot.

The rate coefficients for the reactions of OH with the four esters were obtained relative to that of OH with propane and pentane. The concentrations of esters and the reference

compounds were in the range of 40 – 90 ppm ($1 \text{ ppm} = 2.46 \times 10^{13} \text{ molecule cm}^{-3}$) and that of H_2O_2 was in the range 200 – 250 ppm. The gas mixtures (esters + references + H_2O_2) were stable in the dark when left in the chamber for about 2h. Moreover, no photolysis of esters or references were observed when these compounds were irradiated at 254 nm in air for about 2h. The measurements of the decays of the reactants in the presence of OH were conducted for a typical time of 2 – 2.5h.

The rate coefficients for the reactions of Cl atoms with the esters were obtained relative to those of Cl with ethane and propane. The concentrations of Cl_2 and reactants were in the range (55 – 132 ppm) and (34 – 67 ppm), respectively. Neither dark reactions (in presence and absence of Cl_2) nor photolysis (at 365 nm) of reagents were observed during the tests. The kinetic measurements were carried out during a photolysis time of 2 – 3h of the reactants mixtures.

2.2. Absolute rate method

The pulsed laser photolysis-laser induced fluorescence (PLP-LIF) technique used for measurements is described in a previous publication [7]. Therefore, only a brief description of this system is given here.

OH radicals were generated by photolysis of H_2O_2 at $\lambda = 248 \text{ nm}$ and the concentration monitored by pulsed LIF at various reaction times, ranging from 50 μs to 20 ms. A Nd:YAG pumped frequency-doubled dye laser was used to excite the OH radical at $\lambda = 282 \text{ nm}$. The induced fluorescence was detected by a photomultiplier tube fitted with a 309 nm narrow

bandpass filter. The integrated signals from 8 to 14 delay times from 100 probe laser shots were averaged to generate OH concentration-time profiles over at least three lifetimes. Heated water or cooled ethanol was circulated through the reaction cell jacket to regulate the temperature with an accuracy of ± 1 K. H_2O_2 was introduced into the reaction cell by passing a small flow of helium through a glass bubbler containing a solution of H_2O_2 . Esters were premixed with helium in a 10 L glass bulb to form a (0.39 – 1.58) % mixture at a total pressure of around 900 Torr. The gas mixture containing the ester, H_2O_2 , and helium as bath gas were flowed through the cell with a linear velocity ranging between 3 and 10 cm s^{-1} . The concentration of the esters, ranged from 0.12 to 13.16×10^{14} molecule cm^{-3} , was calculated from the mass flow rates, temperature, and pressure in the reaction cell.

All the experiments were conducted under pseudo-first-order conditions with $[\text{ester}]_0 > 100 [\text{OH}]_0$. The initial OH concentration ($[\text{OH}]_0$) was in the range $(3 - 32) \times 10^{10}$ molecule cm^{-3} .

Thus, the OH concentration-time profiles followed a simple exponential rate law:

$$[\text{OH}]_t = [\text{OH}]_0 e^{-k't} \quad \text{where } k' = k_i [\text{ester}] + k'_0$$

where k_i refers to the rate coefficient for the reaction of OH with the ester and k'_0 is the first-order OH decay rate in the absence of the ester. The second order rate coefficient (k_i) is then obtained by plotting the pseudo-first-order rate coefficient versus the concentration of the ester.

2.3. Reaction products

A limited number of runs was carried out using the ICARE-CNRS 7300 L Teflon chamber and the same experimental procedure described previously [8]. The chamber is surrounded by a set of 28 black lamps for UV light centred at 360nm. The runs were performed at 296 ± 2 K and 760 Torr total pressure of purified air (<5% of relative humidity). Reactants were introduced into the chamber either via the liquid phase by streaming purified air through the liquid sample or as a gas using a calibrated cylinder equipped with two pressure sensors. Rapid mixing of reactants was ensured within 1-2 min using a set of two fans made of Teflon fitted into the chamber. After each experiment, the chamber was flushed with purified air for at least 12 h.

The reactants and products were analyzed by a *in situ* Fourier transform infrared absorption spectroscopy coupled to a white-type mirror system with an optical path of about 129 m; spectra were recorded every 5 minutes by co-adding 110-120 scans with a resolution of 1 cm^{-1} . Simultaneously, the samples were quantitatively monitored by GC- PID and GC-MS. For GC- PID, reactants and products were separated on a capillary column (SE-30 20m \times 0.5mm i.d.), while for GC-MS, the on-line sampler employed an operating mode of the Turbomatrix in which a sample was collected directly onto the cold trap (-30°C) and then transferred to the GC and separated on a HP-INNOWAX capillary column (30m \times 0.25mm i.d, 0.25 μm film thickness). The column temperature was 40°C for GC-PID and 300°C for GC-MS. OH radicals were generated by photolysis of CH_3ONO at 365 nm in the presence of excess NO. Methyl nitrite was prepared by drop-wise addition of 50% H_2SO_4 to a mixture of NaNO_2 and

methanol. At least three runs were performed for each reaction. The resulting formation yields of gas-phase products arising from each experiment were then averaged, leading to the final gas-phase product yields. The quoted error on the yield values originates from one standard deviation (1σ) on the averaged yield.

2.4. Materials

Helium (UHP certified to >99.9995%), synthetic air (>99.995%), Cl₂ (99.5%), ethane (>99.5%) and propane (>99.5%) were from Air Liquide. Pentane (>99.5%), isopropyl formate ($\geq 99.5\%$), isobutyl formate ($\geq 99\%$), n-propyl isobutyrate ($\geq 99\%$), isopropyl isobutyrate ($\geq 99\%$) and hydrogen peroxide (H₂O₂, 50 wt.%) were from Sigma-Aldrich. The chemicals were purified by repeated freeze, pump, and thaw cycles and fractional distillation before use. The H₂O₂ solution was concentrated by bubbling helium through the solution to remove water for several days prior use and constantly during the course of the experiments.

3. RESULTS AND DISCUSSION

3.1. Relative rate study

Figure 1 shows examples of the obtained relative loss plots of $\ln([\text{ester}]_0/[\text{ester}]_t)$ vs. $\ln([\text{reference}]_0/[\text{reference}]_t)$ in presence of OH and Cl. These plots were linear with intercepts close to zero. Ester and reference concentrations, slopes of $k_{\text{ester}}/k_{\text{ref}}$, together with the rate coefficients for ester with OH obtained are listed in Table 1. The rate coefficients values for OH reactions with propane and n-pentane used as references were taken from the recommendation [9]: $k_{(\text{OH}+\text{propane})} = 1.1 \times 10^{-12}$ and $k_{(\text{OH}+\text{pentane})} = 3.96 \times 10^{-12} \text{ cm}^3 \text{ molecule}^{-1} \text{ s}^{-1}$.

The rate coefficients obtained by averaging the values from different experiments (two runs for each reaction) are (in $\text{cm}^3 \text{ molecule}^{-1} \text{ s}^{-1}$):

$$k_{1a} = (2.0 \pm 0.4) \times 10^{-12}$$

$$k_{2a} = (3.4 \pm 0.7) \times 10^{-12}$$

$$k_{3a} = (4.9 \pm 1.0) \times 10^{-12}$$

$$k_{4a} = (6.1 \pm 1.2) \times 10^{-12}$$

The rate coefficients for reaction of Cl with the esters investigated in this study were obtained relative to $k_{(\text{Cl}+\text{ethane})} = (5.9 \pm 0.8) \times 10^{-11}$ and $k_{(\text{Cl}+\text{propane})} = (1.4 \pm 0.2) \times 10^{-10}$ [9]. The individual rate coefficient ratios ($k_{\text{Ester}}/k_{\text{Ref}}$) determined for each experiment are listed in Table 1 together with the values of the rate coefficients for the reactions of Cl with esters derived. The obtained rate coefficients values are (in $\text{cm}^3 \text{ molecule}^{-1} \text{ s}^{-1}$):

$$k_{1b} = (1.4 \pm 0.2) \times 10^{-11}$$

$$k_{2b} = (7.6 \pm 1.1) \times 10^{-11}$$

$$k_{3b} = (11.2 \pm 1.8) \times 10^{-11}$$

$$k_{4b} = (8.1 \pm 1.2) \times 10^{-11}$$

The errors quoted above are a combination of the 2σ statistical errors from the linear analysis plus the error given in the recommended values of the rate coefficients for the reference reactions.

3.2. Absolute rate study

Using the PLP-LIF technique, the rate coefficients $k_{1a} - k_{4a}$ were determined in the temperature range 243–373K. The OH decays were found to be exponential over at least three lifetimes. k_0 was typically in the range of 50-250 s^{-1} , and the values of k' were in the ranges of 189 – 1995, 287 – 3203, 283 – 3243 and 781 – 5024 s^{-1} for isopropyl formate, isobutyl formate, n-propyl isobutyrate and isopropyl isobutyrate, respectively. The summary of the experimental conditions and the rate coefficients values are given in Table 2.

Figure 2 shows the temperature dependence of the rate coefficients obtained in the Arrhenius forms (k vs. $1000/T$). The corresponding Arrhenius expressions obtained are (in cm^3 molecule $^{-1} s^{-1}$):

$$k_{1a} = (2.76 \pm 0.63) \times 10^{-13} \exp[(571 \pm 66)/T] \quad T = 243 - 373 \text{ K}$$

$$k_{2a} = (8.38 \pm 1.08) \times 10^{-13} \exp[(398 \pm 38)/T] \quad T = 243 - 373 \text{ K}$$

$$k_{3a} = (14.81 \pm 9.57) \times 10^{-13} \exp[(347 \pm 214)/T] \quad T = 273 - 373 \text{ K}$$

$$k_{4a} = (9.99 \pm 3.19) \times 10^{-13} \exp[(534 \pm 94)/T] \quad T = 253 - 373 \text{ K}$$

The uncertainties for the Arrhenius parameters A and E/R are given by $\Delta A = 2A \sigma_{\ln A}$ and $\Delta E/R = 2 \sigma_{E/R}$, respectively.

The room temperature rate coefficients, k_{1a} – k_{4a} , taken as the average of all values obtained at $(298 \pm 1)K$ are (in $10^{-12} cm^3 molecule^{-1} s^{-1}$): $k_{1a} = (1.87 \pm 0.11)$, $k_{2a} = (3.17 \pm 0.20)$, $k_{3a} = (4.59 \pm 0.53)$ and $k_{4a} = (5.87 \pm 0.39)$. These values are in good agreement with those obtained by the relative method.

3.3. Reaction products study

Using FTIR, GC-MS and GC-PID analysis methods, the products from OH-initiated oxidation of isopropyl formate, isobutyl formate and n-propyl isobutyrate were investigated but under limited conditions. Due to the lack of IR reference spectra of unknown products, only few reaction products have been detected and quantified mainly by GC-MS and GC-PID. Acetone was observed as product in the three reactions. Figures 3 and 4 show the plots of the acetone formation vs. the loss of the esters. The formation yields of acetone obtained by GC-MS and GC-PID were in agreement leading to $39\pm 2\%$ for isopropyl formate, $43\pm 2\%$ for isobutyl formate and $22\pm 2\%$ for n-propyl isobutyrate. Propanal ($11\pm 1\%$) was also observed as product in the reaction of OH with n-propyl isobutyrate.

4. Discussion

Comparison with literature:

Cl reactions: There are no prior experimental values for the rate coefficients for the reaction of Cl with the esters studied except for isopropyl formate. Using the relative rate method and CH_3OH ($k(\text{Cl}+\text{CH}_3\text{OH}) = 5.5 \times 10^{-11} \text{ cm}^3 \text{ molecule}^{-1} \text{ s}^{-1}$), Pimentel et al. [5] obtained a ratio $k_{(\text{Cl}+\text{isopropyl formate})}/k_{(\text{Cl}+\text{CH}_3\text{OH})} = 0.32\pm 0.03$ from which they derived the value $k(\text{Cl}+\text{isopropyl formate}) = (1.75\pm 0.35)\times 10^{-12} \text{ cm}^3 \text{ molecule}^{-1} \text{ s}^{-1}$ at 296 K. The value obtained in the present work, $k = (1.4 \pm 0.2) \times 10^{-11}$, is in good agreement with that from Pimentel et al.

OH reactions: The literature survey shows that only a limited number of studies have been dedicated to the esters investigated in the present work. The only available data are those for OH reaction with isopropyl formate from Stemmler et al. [3] ($k = (2.2\pm 0.2)\times 10^{-12}$, placed on

absolute basis using $k(\text{n-C}_3\text{H}_7)_2\text{O} = 2.0 \times 10^{-11}$ [2]), Szilagyí et al. [4] ($k = (1.87 \pm 0.08) \times 10^{-12}$, using flow discharge flow tube–resonance fluorescence technique) and Pimentel et al. [5] ($k = (2.37 \pm 0.40) \times 10^{-12}$, placed on absolute basis using $k(\text{C}_2\text{H}_4) = 7.9 \times 10^{-12}$ [10]. Pimentel et al. have also reported the rate coefficient for the reaction of OH isopropyl isobutyrate ($k = (7.0 \pm 0.4) \times 10^{-12}$ placed on absolute basis using $k(\text{n-C}_3\text{H}_7)_2\text{O} = 2.0 \times 10^{-11}$ taken from Calvert et al. [2]). Hence, this work presents the first kinetic measurements for the reactions of OH with isobutyl formate and n-propyl isobutyrate. Further, we report here the first absolute measurements of the rate coefficients for the reactions of OH with isobutyl formate, propyl isobutyrate and isopropyl isobutyrate. This is the first temperature dependence study for the four reactions. The values determined here for isopropyl formate and isopropyl isobutyrate agree reasonably well with previous measurements. The values obtained by both absolute and relative methods are in good agreement as shown in Table 3.

Reactivity Trends:

Examination of the reactivity of the esters towards OH radicals shows some trends depending on the esters molecular structure. Comparison of the room temperature rate coefficients shows an increase of the OH reactivity with the increase of the chain length in the linear esters: formates (methyl formate (0.179), ethyl formate (0.87), n-propyl formate (1.85) and n-butyl formate (3.68)); acetates (methyl acetate (0.346), ethyl acetate (1.67), n-propyl acetate (3.45), n-butyl acetate (5.66) and n-pentyl acetate (7.39)); propionates (methyl propionate (0.873), ethyl propionate (2.1) and n-propyl propionate (4.2)) and butyrates (methyl butyrate (3.36),

ethyl butyrate (4.5), n-propyl butyrate (4.71) and n-butyl butyrate (10.6) (in $10^{-12} \text{ cm}^3 \text{ molecule}^{-1} \text{ s}^{-1}$) [2, 11,12]. The observed increase in the reactivity is due to the contribution of the alkoxy side of the ester ($-\text{C}(\text{O})\text{OR}$) as the reaction coefficient value increases with the increase of the number of $-\text{CH}_2-$ groups, consistent with hydrogen atom abstraction by OH from the $-\text{OR}$ group.

The present work brings additional information on the reactivity of formates through the new measurement of $k(\text{OH}+\text{isobutyl formate})$ reported here for the first time. The rate coefficients for the reactions of OH with isobutyl formate and n-butyl formate are similar, 3.3×10^{-12} and 3.68×10^{-12} , respectively, but much higher than $k(\text{OH}+\text{tert-butyl formate}) = 0.78 \times 10^{-12}$ (in $\text{cm}^3 \text{ molecule}^{-1} \text{ s}^{-1}$). The same observation can be made for the reactivities of OH with n-butyl, isobutyl and tert-butyl acetates, $k_{\text{OH}} = 5.66, 6.47, 0.57 \times 10^{-12} \text{ cm}^3 \text{ molecule}^{-1} \text{ s}^{-1}$ [2]. No data are available for the same series of propionates and butyrates in order to make a comparison. Similarly, the reactivities of n-propyl isobutyrate and isopropyl isobutyrate towards OH are also in the same order of magnitude (within 30%), 4.7×10^{-12} and 6.0×10^{-12} , respectively. These comparable reactivities are also observed for formates ($k(\text{n-propyl formate}) = 1.85 \times 10^{-12}$ and $k(\text{iso-propyl formate}) = 2.29 \times 10^{-12}$) and acetates ($k(\text{n-propyl acetate}) = 3.45 \times 10^{-12}$ and $k(\text{iso-propyl acetate}) = 3.79 \times 10^{-12}$). These observations may indicate a comparable reactivity schemes between the above esters towards OH radicals. Products studies can provide clearer information about the mechanisms through which these reactions proceed.

Comparison was made with the data obtained using the SAR of Kwok and Atkinson [13] and the substituent factors they have proposed ($F(-C(O)OR)=0.74$, $F(-OC(O)R')=1.6$, $F(-C(O)OH)=1.6$ and $F(-CH_2-C(O)OR)=1.23$) as well as with the updated ones from Le Calvé et al. [14]: $F(-C(O)OR)=0.74$, $F(-OC(O)R')=1.6$, $F(-C(O)OH)=0.6$ and $F(-CH_2-C(O)OR)=2.2$. A fair agreement is obtained between the experimental values and the calculated ones for the isobutyrate (n-propyl isobutyrate: $k_{exp} = 4.75$, $k_{calSAR} = 4.92$, $k_{SARupdated}=5.19$ and isopropyl isobutyrate: $k_{exp}=5.99$, $k_{calSAR}=5.21$, $k_{SARupdated}=5.47 \times 10^{-12}$). The updated SAR [14] shows a better agreement with the experimental data for the formates while the substituent factors from Kwok and Atkinson lead to higher values (isopropyl formate: $k_{exp}=1.99$, $k_{calSAR}=3.44$, $k_{SARupdated}=1.61$ and isobutyl formate: $k_{exp}=3.28$, $k_{calSAR} = 4.56$, $k_{SARupdated}=3.52 \times 10^{-12}$ $\text{cm}^3 \text{molecule}^{-1} \text{s}^{-1}$).

Negative temperature dependence of the rate coefficient of OH reaction with esters observed in this work has been reported previously [2, 12]. It is presumed that this near-zero or negative temperature dependence of the rate coefficients for reactions of OH could be partly attributed to an alternative channel in parallel to the direct H-atom abstraction occurring through formation of an adduct which decomposes to products.

Reactions products:

The OH-initiated oxidation of isopropyl formate has been extensively studied by Pimentel et al. [5]. Isobutyl formate and n-propyl isobutyrate have not been studied previously. The investigation of the OH-initiated oxidation of isopropyl formate by Pimentel et al.

showed the formation of formic acid (HC(O)OH , 15-20%) and acetic formic anhydride (AFAN, $\text{CH}_3\text{C(O)OC(O)H}$, 43%) in addition to acetone (43%). By comparing the products yields they obtained in both the Cl and OH-initiated oxidation of isopropyl formate (same set of products but different yields) and suggested that the reaction of OH proceeds mainly through abstraction from the tertiary site ($>\text{CH-O-}$) with an estimated contribution of 55-65% to the overall reaction. The contribution of abstraction from the $-\text{C(O)H}$ group was estimated to be 20-25%. Based on these observations, one can postulate that the reaction of OH with isobutyl formate will proceed at least partly through the same scheme. In addition to the H-atom abstraction from tertiary site ($>\text{CH-}$) and $-\text{C(O)H}$ group, there will be an abstraction from the $-\text{CH}_2-$ group. Hence, an additional set of products such as H(O)COC(O)H could be formed following this later channel. The reaction of OH with n-propyl isobutyrate ($(\text{CH}_3)_2\text{CHC(O)OC}_3\text{H}_7$) may occur through the H-atom abstraction from both ($>\text{CH-}$) and ($-\text{OC}_3\text{H}_7$) groups. The acetone formed from the OH-initiated oxidation of $\text{HC(O)OCH}_2\text{CH}(\text{CH}_3)_2$ and $(\text{CH}_3)_2\text{CHC(O)OC}_3\text{H}_7$ is at least partly produced through the H-atom abstraction from ($>\text{CH-}$). Propanal which was observed as product in the reaction of OH with n-propyl isobutyrate is arising through the H-atom abstraction from the propyl group. Clearly, more detailed mechanistic studies are needed for a better understanding of the reaction routes taking place.

5 Atmospheric Implications

Reaction with OH is expected to be the major loss process of esters in the troposphere, while their reaction with Cl atoms could constitute an important degradation pathway in coastal areas and the marine boundary layer. The other processes such as reactions with O₃, NO₃ and photolysis are expected to be negligible. Tropospheric removal by uptake in surface and rainwater or cloud droplets are also of negligible importance as sinks for these compounds since they are volatile and sparingly soluble in water. Thus, only the present kinetic data for OH and Cl reactions were used to estimate the tropospheric lifetimes of the studied esters. Using tropospheric [OH] = 2 × 10⁶ radicals cm⁻³ (12-h daytime average [15]) and [Cl] = 1 × 10⁴ atoms cm⁻³ (24-h average [16]), the tropospheric lifetimes ($\tau = 1/k[X]$ with X = OH and Cl) with respect to reactions of esters with OH and Cl are estimated to be around 1 to 3 days and 10 to 82 days, respectively. These calculations confirm that the daytime OH reactions constitute the dominant chemical removal pathway for these esters, even if Cl reactions are not negligible and can be important and ubiquitous in the atmosphere. The relatively short atmospheric lifetimes indicate that these oxygenated compounds will be oxidized rapidly by reaction with OH near their emission sources to form other atmospheric organic components.

Acknowledgments

CNNSF (21307121, 41075094, 21177140 and 20977097), Special Fund ERPI (201009001), NBRD Program 973 (2010CB732304), EU Seventh Framework Programmes (FP7/2007-2013) grant agreement N°228335 (EUROCHAMP2) and Marie Curie International Research

Staff Exchange Scheme Fellowship, Labex Voltaire (ANR-10-LABX-100-01) for support.

Y.J.Z. acknowledges the China Postdoctoral Science Foundation.

REFERENCES

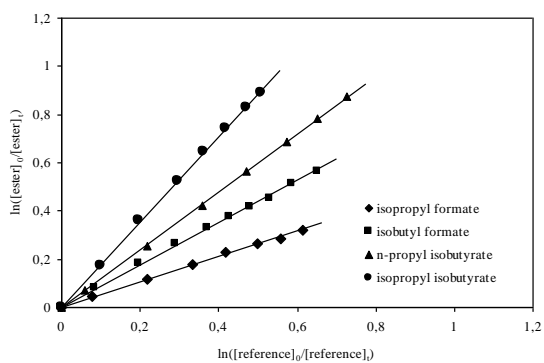
- [1] J.A. Thornton, J.P. Kercher, T.P. Riedel, N.L. Wagner, J. Cozic, J.S. Holloway, W.P. Dubé, G.M. Wolfe, P.K. Quinn, A.M. Middlebrook, B. Alexander, S. Brown, *Nature*, 464 (2010) 271.
- [2] J.G. Calvert, A. Mellouki, J.J. Orlando, M.J. Pilling, T.J. Wallington, *The mechanisms of atmospheric oxidation of the oxygenates*, Oxford University Press, 2011.
- [3] K. Stemmler, W. Mengon, J.A. Kerr, *J. Chem. Soc. Faraday Trans. 16* (1997) 2865.
- [4] I. Szilagyi, Dobe S., Berces T., Marta F., Viskolcz B., *Z. Phys. Chem.* 218 (2004) 479.
- [5] A.S. Pimentel, G. Tyndall, J.J. Orlando, M.D. Hurley, T.J. Wallington, M.S. Andersen, P. Marshall, T.S. Dibble, *Int. J. Chem. Kinet.* 42 (2010) 479.
- [6] R. Thevenet, A. Mellouki, G. Le Bras, *Int. J. Chem. Kinet.* 32 (2000) 676.
- [7] A. Mellouki, S. Téton, G. Le Bras, *Int. J. Chem. Kinet.* 27 (1995) 791.
- [8] F. Bernard, V. Daële, A. Mellouki, H. Sidebottom, *J. Phys. Chem. A*, 116 (2012) 6113.
- [9] J.G. Calvert, R.G. Derwent, J.J. Orlando, G.S. Tyndall, T.J. Wallington, *Mechanisms of atmospheric oxidation of the alkanes*, Oxford University Press, 2008.
- [10] R. Atkinson, D.L. Baulch, R.A. Cox, J.N. Crowley, R. F. Hampson, R.G. Hynes, M.E. Jenkin, M.J. Rossi, J. Troe, *Atmos. Chem. Phys.* 6 (2006) 3625.
- [11] P.M. Cometto, V. Daële, M. Idir, S.L. Lane, A. Mellouki, *J. Phys. Chem. A*, 113 (2009) 10745.
- [12] P. Liang, M.J. Mu, V. Daële, A. Mellouki, *Chem Phys Chem*, 11 (2010) 4097.

[13] E.S.C.Kwok, R. Atkinson R., *Atmos. Env.*, 29 (1995) 1685.

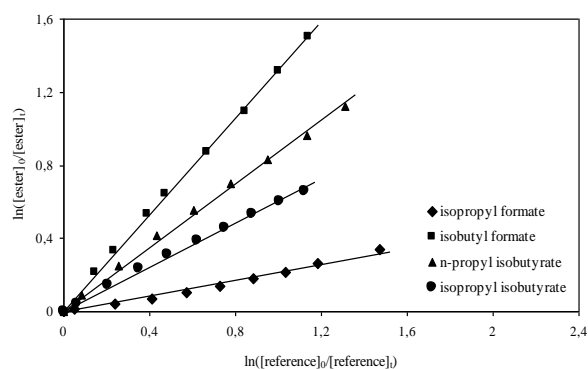
[14] S. Le Calvé, G. Le Bras , A. Mellouki , *Int. J. Chem. Kin.*, 29 (1997) 683.

[15] R. Hein R., P.J. Crutzen, M. Heimann, *Global Biogeochem. Cycle* 11 (1997) 43.

[16] O.W. Wingenter, M.K. Kubo, N.J. Blake, T.W. Smith Jr, D.R. Blake, F.S. Rowland, J.
Geophys. Res. 101 (D2) (1996) 4331.



OH reactions



Cl reactions

Figure 1: Relative rate data for the OH and Cl reactions with the studied esters at 296 K and atmospheric pressure using pentane as reference compound for OH reactions and ethane for Cl reactions with isopropyl formate and isobutyl formate and propane for n-propyl isobutyrate and isopropyl isobutyrate.

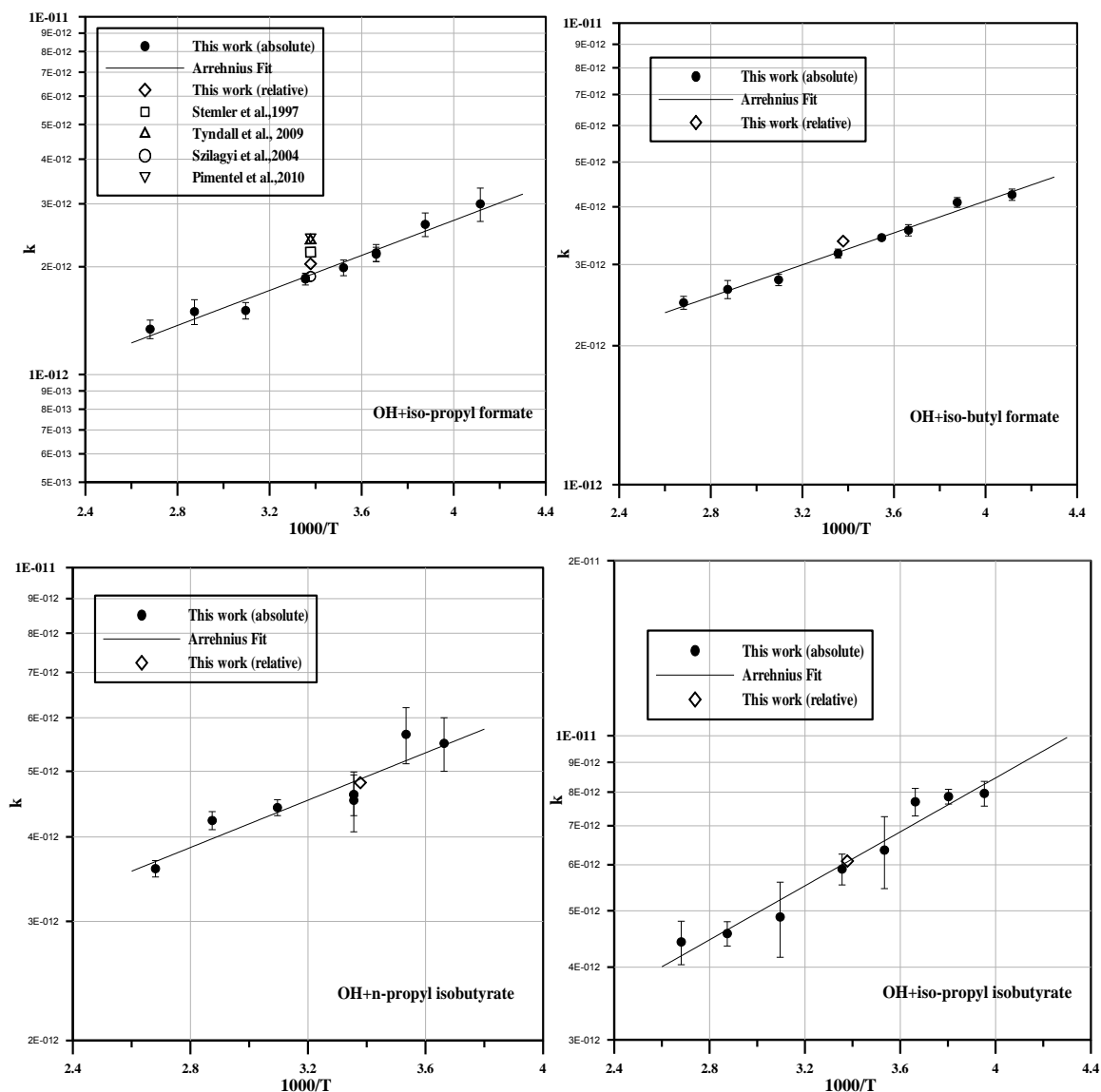


Figure 2: Plots of k_i ($i=1a-4a$) as function of $1000/T$ for the OH reaction with isopropyl formate, isobutyl formate, n-propyl isobutyrate and isopropyl isobutyrate associated with literature data for isopropyl formate (see text).

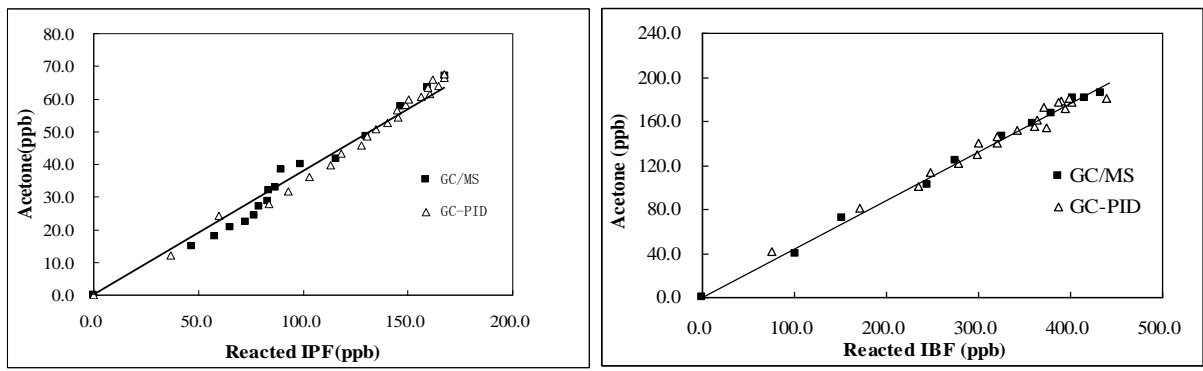


Figure 3: Reactions of OH with isopropyl formate and isobutyl formate: plots of acetone against consumed fraction of formates obtained by both GC/MS (■) and GC-PID (△).

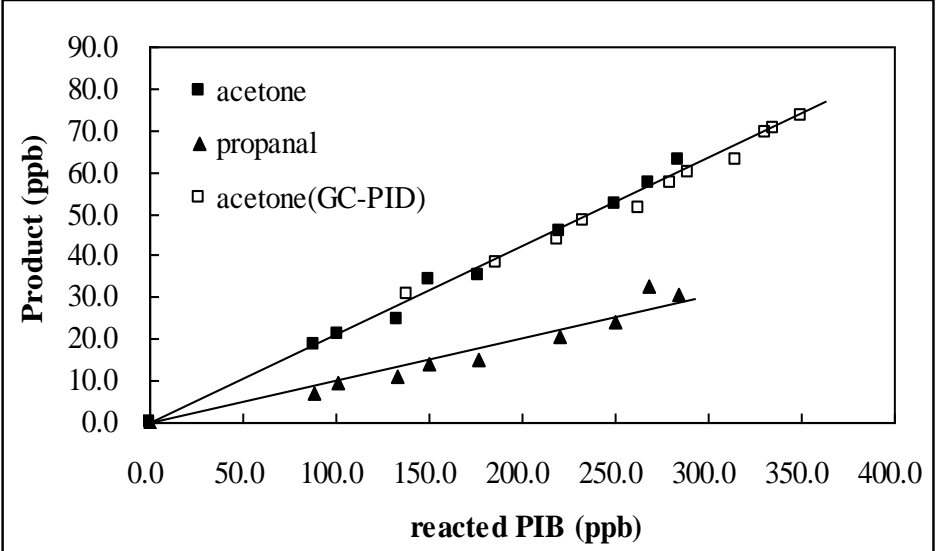


Figure 4: Reaction of OH with n-propyl isobutyrate: acetone and propanal concentrations versus the consumed fraction of n-propyl isobutyrate obtained by GC/MS (■, ▲) and GC-PID (□).

Table 1. Rate coefficients ratios, $k_{\text{ester}}/k_{\text{ref}}$, and the obtained rate coefficients for the OH andCl reactions with the studied esters at (296 ± 2) K and 760 torr of air.

Ester	[Esters] ₀ (ppm)	Reference	[Ref] ₀ (ppm)	$k_{\text{Ester}}/k_{\text{ref}}$ ^a	k_{Ester} (10^{-12} cm ³ molecule ⁻¹ s ⁻¹) ^b
OH reactions					
Isopropyl formate	55	Propane	40	1.89 ± 0.02	2.06 ± 0.31
	62	Pentane	90	0.51 ± 0.02	2.02 ± 0.41
Isobutyl formate	59	Pentane	83	0.85 ± 0.02	3.37 ± 0.68
n-Propyl formate	40-50	Pentane	46-55	1.23 ± 0.02	4.87 ± 0.98
Isopropyl isobutyrate	40-56	Pentane	55-67	1.54 ± 0.02	6.1 ± 1.2
Cl reactions					
Isopropyl formate	67	Ethane	62	0.24 ± 0.02	14 ± 2
Isobutyl formate	53	Ethane	77	1.29 ± 0.04	76 ± 11
n-Propyl formate	34-51	Propane	34-55	0.80 ± 0.06	112 ± 18
Isopropyl isobutyrate	51	Propane	52	0.58 ± 0.02	81 ± 12

^a The errors quoted correspond to twice the standard deviation arising from the least-squares fit of the data and do not include the estimated error on the reference rate constant.

^b The errors quoted are a combination of the 2σ statistical errors from the linear analysis plus the error given in the recommended values of the rate coefficients for the reference reactions.

Table 2. Reactions OH + the studied esters: summary of experimental conditions and absolute measured rate coefficients.

T (K)	[isopropyl formate] ($\times 10^{14}$) ^a	($k_{1a} \pm 2\sigma$) ^b $\times 10^{12}$	[isobutyl formate] ($\times 10^{14}$) ^a	($k_{2a} \pm 2\sigma$) ^b $\times 10^{12}$	[n-propyl isobutyrate] ($\times 10^{14}$) ^a	($k_{3a} \pm 2\sigma$) ^b $\times 10^{12}$	[isopropyl isobutyrate] ($\times 10^{14}$) ^a	($k_{4a} \pm 2\sigma$) ^b $\times 10^{12}$
243	0.52 – 4.44	3.06 ± 0.32	1.44 – 10.21	4.25 ± 0.46	–	–	–	–
253	–	–	–	–	–	–	2.47 – 13.16	7.96 ± 0.39
258	0.46 – 4.19	2.63 ± 0.20	1.38 – 7.85	4.09 ± 0.12	–	–	–	–
263	–	–	–	–	–	–	2.36 – 13.41	7.86 ± 0.23
273	0.46 – 5.01	2.19 ± 0.12	1.49 – 10.30	3.56 ± 0.24	1.22 – 7.50	5.50 ± 0.50	2.62 – 13.05	7.70 ± 0.42
273	1.39 – 9.44	2.17 ± 0.10	–	–	–	–	–	–
283	0.52 – 4.28	1.99 ± 0.10	1.22 – 7.51	3.43 ± 0.14	1.28 – 7.28	5.67 ± 0.54	2.22 – 12.49	6.36 ± 0.89
298	0.20 – 3.62	1.89 ± 0.10	1.38 – 10.50	3.17 ± 0.20	1.27 – 7.30	4.62 ± 0.32	2.30 – 12.54	5.90 ± 0.36
298	0.26 – 4.78	1.86 ± 0.04	–	–	1.19 – 6.94	4.53 ± 0.46	1.73 – 10.46	5.83 ± 0.37
298	1.20 – 9.99	1.85 ± 0.07	–	–	1.10 – 7.62	4.62 ± 0.52	–	–
323	0.24 – 3.94	1.55 ± 0.08	1.35 – 9.62	2.78 ± 0.08	0.89 – 6.23	4.42 ± 0.12	1.63 – 9.30	4.88 ± 0.72
348	0.22 – 4.25	1.50 ± 0.12	1.21 – 8.87	2.65 ± 0.18	1.38 – 6.58	4.23 ± 0.13	1.38 – 7.94	4.57 ± 0.22
373	0.33 – 4.08	1.34 ± 0.08	1.34 – 5.99	2.48 ± 0.28	1.01 – 6.14	3.59 ± 0.10	1.17 – 9.43	4.42 ± 0.38

^a Units in molecule cm^{-3} . ^b Units in $\text{cm}^3 \text{ molecule}^{-1} \text{ s}^{-1}$.

The quoted errors given in this table include 2σ from the least-squares analysis and do not include the estimated systematic errors.

Table 3. Summary of OH reaction rate coefficients and Arrhenius parameters obtained in this work and those from previous determinations.

Ester	T _{room} (K)	k _{Troom} ^a (10 ⁻¹² cm ³ molecule ⁻¹ s ⁻¹)	T range (K)	A (10 ⁻¹³ cm ³ molecule ⁻¹ s ⁻¹)	E/R (K ⁻¹)	Method ^b	Ref.
isopropyl formate	298	1.87 ± 0.11	243-373	2.76 ± 0.63	-(571 ± 66)	PLP-LIF	This work
	296 ± 2	2.1 ± 0.4	–	–	–	RR	
	296	2.2 ± 0.2 ^d	–	–	–	RR	[3]
	296	1.87 ± 0.08	–	–	–	DF-RF	[4]
	296	2.37 ± 0.40 ^d	–	–	–	RR	[5]
isobutyl formate	298	3.17 ± 0.20	243-373	8.38 ± 1.08	-(398 ± 38)	PLP-LIF	This work
	296 ± 2	3.4 ± 0.7	–	–	–	RR	
n-propyl isobutyrate	298	4.59 ± 0.53	298-373	14.81 ± 9.57	-(347 ± 214)	PLP-LIF	This work
	296 ± 2	4.9 ± 0.9	–	–	–	RR	
isopropyl isobutyrate	298	5.87 ± 0.39	253-373	9.99 ± 3.19	-(534 ± 94)	PLP-LIF	This work
	296 ± 2	6.1 ± 1.2	–	–	–	RR	
	298	7.0 ± 0.4 ^d	–	–	–	RR	

^a Rate coefficients are those reported by Calvert et al. [2] using the recommended values for the reference rate coefficients.

^b Key: PLP-LIF, pulsed laser photolysis-laser induced fluorescence; RR, relative rate; DF-RF, discharge flow- resonance fluorescence.