



HAL
open science

Study of the cold oxygen corona with IUVS/MAVEN

Jean-Yves Chaufray, Justin Deighan, M. Chaffin, N. Schneider, B. McClintock,
I. Stewart, G. Holsclaw, J. Clarke, B. Jakosky

► **To cite this version:**

Jean-Yves Chaufray, Justin Deighan, M. Chaffin, N. Schneider, B. McClintock, et al.. Study of the cold oxygen corona with IUVS/MAVEN. European Planetary Science Congress 2015, Sep 2015, Nantes, France. pp.EPSC2015-148. insu-01211135

HAL Id: insu-01211135

<https://insu.hal.science/insu-01211135>

Submitted on 6 Oct 2015

HAL is a multi-disciplinary open access archive for the deposit and dissemination of scientific research documents, whether they are published or not. The documents may come from teaching and research institutions in France or abroad, or from public or private research centers.

L'archive ouverte pluridisciplinaire **HAL**, est destinée au dépôt et à la diffusion de documents scientifiques de niveau recherche, publiés ou non, émanant des établissements d'enseignement et de recherche français ou étrangers, des laboratoires publics ou privés.

Study of the cold oxygen corona with IUVS/MAVEN

J.-Y. Chaufray (1), J. Deighan (2), M. Chaffin (2), N. Schneider (2), B. McClintock (2), I. Stewart (2), G. Holsclaw (2), J. Clarke (3), and B. Jakosky (2)
 (1) LATMOS-IPSL, CNRS, Guyancourt, France, (2) LASP, Boulder, CO, USA, (3), Boston University, Boston, MA, USA

Abstract

The Mars Atmosphere and Volatile Evolution Mission (MAVEN) has observed the Martian upper atmosphere for several months. The Imaging Ultraviolet Spectrograph (IUVS) is able to measure the resonance line of the atomic oxygen at 130.4 nm. From this emission we are able to derive information of the oxygen content in the Martian upper atmosphere and its variability. Atomic oxygen is a key species to better understand the chemistry, heating, dynamics and escape of the Martian upper atmosphere.

1. Introduction

The Mars Atmosphere and Volatile Evolution mission (MAVEN) has been recently inserted around Mars (3). This mission is motivated by the study of the Mars atmospheric erosion rates along its history. Most of the atmospheric erosion rates occur in the upper atmosphere and therefore the understanding of the energetics, chemistry and dynamics of the Martian upper atmosphere is crucial to constrain the contribution of the different escape channels to the Martian atmospheric erosion (2, 5).

The atomic oxygen, produced by photodissociation of the atmospheric carbon dioxide, becomes the main neutral species in the upper thermosphere and low exosphere of Mars.

2. IUVS observations

Examples of spectra measured by IUVS (4) during one orbit are displayed in Fig. 1. The two dominant lines above 150 km are the hydrogen resonance line at 121.6 nm and the oxygen resonant line at 130.4 nm.

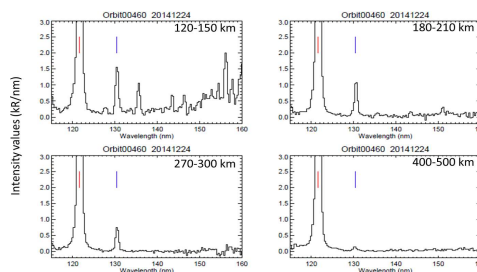


Figure 1: Examples of spectra obtained by IUVS at different altitudes.

Based on the radiative transfer model used to interpret Mars Express data (1), we have developed a fast and full inversion code to automatically derive the oxygen density and temperature at the exobase (Fig. 2)

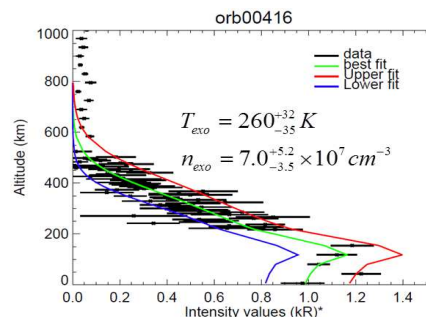


Fig. 2 Brightness profile of the O I 130.4 nm line and best fit derived. The parameters of the fit are indicated on the figure.

The current absolute calibration of IUVS is still under investigation and because the O 130.4 nm is

optically thick, the derived parameters vary non-linearly with the brightness. Example of the sensitivity of the derived oxygen density and temperature is given in Fig.3.

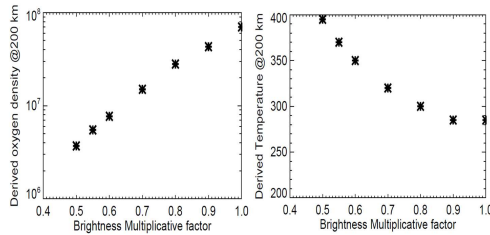


Fig. 3 Sensitivity of the oxygen density and temperature at the exobase to the absolute calibration of the instrument.

In this presentation, results obtained at several SZA will be presented as well as comparison with previous observations (Mariner, Mars Express, HST).

3. Summary and Conclusions

The first observations of IUVS/MAVEN of the Martian cold oxygen corona have been performed and first quantitative estimate of the oxygen density derived. The emission is systematically observed for SZA < 100° and several hundreds of profiles have been done during the first months of the mission. The comparison with previous observations show a larger brightness derived by IUVS/MAVEN compared to other instruments. These differences could be due to absolute calibration of these instruments or to change in the oxygen density in the Martian upper atmosphere.

Acknowledgements

MAVEN is a space mission from NASA. We wish to express our gratitude to all NASA members who participate in this mission. JYC wishes to thank CNES for funding this work in France.

References

- [1] Chaufray, J-Y et al., Martian oxygen density at the exobase deduced from O I 130.4 nm observations by SPICAM on Mars Express, *J. Geophys. Res.*, 114, E02006, 2009
- [2] Gonzalez-Galindo, F. et al., A ground to exosphere Martian circulation model : 1 seasonal, diurnal and solar cycle variations of thermospheric temperatures, *J. Geophys. Res.*, 114, E04001, 2009
- [3] Jakosky, B. et al., The Mars Atmosphere and Volatile Evolution (MAVEN) Mission. *Space Science Reviews*, 2015, (in press).
- [4] McClintock, B. et al., The Imaging Ultraviolet Spectrograph (IUVS) for the MAVEN Mission, *Space Sci. Rev.*, doi 10.1007/s11214-014-0098-7, 2014.
- [5] Valeille, A. et al., Three dimensional study of Mars upper thermosphere/ionosphere and hot oxygen corona, 1: General description and results at equinox for solar low conditions, *J. Geophys. Res.*, 114, E11005, 2009