



HAL
open science

The APSIS EXPERIMENT: Simulating the VUV Photochemistry of the Upper Atmosphere of Titan

Sarah Tigrine, Nathalie Carrasco, Ludovic Vettier, Olivia Chitarra, Guy Cernogora

► **To cite this version:**

Sarah Tigrine, Nathalie Carrasco, Ludovic Vettier, Olivia Chitarra, Guy Cernogora. The APSIS EXPERIMENT: Simulating the VUV Photochemistry of the Upper Atmosphere of Titan. Titan Aeronomy and Climate (TAC) Workshop, Jun 2016, Reims, France. . <insu-01348915>

HAL Id: insu-01348915

<https://insu.hal.science/insu-01348915v1>

Submitted on 26 Jul 2016

HAL is a multi-disciplinary open access archive for the deposit and dissemination of scientific research documents, whether they are published or not. The documents may come from teaching and research institutions in France or abroad, or from public or private research centers.

L'archive ouverte pluridisciplinaire **HAL**, est destinée au dépôt et à la diffusion de documents scientifiques de niveau recherche, publiés ou non, émanant des établissements d'enseignement et de recherche français ou étrangers, des laboratoires publics ou privés.



HAL Authorization

The APSIS EXPERIMENT: Simulating the VUV Photochemistry of the Upper Atmosphere of Titan

S. Tigrine^{1,2}, N. Carrasco¹, L. Vettier¹, O. Chitarra¹, G. Cernogora¹

¹LATMOS, Université Versailles St. Quentin, UPMC Univ. Paris 06, CNRS, 11 Bvd. d'Alembert, 78280 Guyancourt, France

²Synchrotron SOLEIL, l'Orme des Merisiers, St Aubin, BP 48, 91192 Gif sur Yvette Cedex, France




Figure 1 & 2: Titan seen by the Cassini's imager



Figure 3: Aerosols' formation in Titan's upper atmosphere

Titan, the largest moon of Saturn, has a **dense atmosphere** whose **upper layers** are mainly composed of **methane (CH₄)** and **molecular nitrogen (N₂)**. The **Cassini mission** revealed that the **interaction** between those **molecules** and the **solar VUV radiation**, as well as the electrons from Saturn's magnetosphere, leads to a **complex chemistry** above an altitude of **800km** [1].

This **naturally ionized environment** contains **heavy organic molecules** like benzene (C₆H₆) even at altitudes higher than 900 km [2]. This is consistent with an **initiation of the aerosols in Titan's upper atmosphere**. Moreover, some **N-bearing molecules of pre-biotic interest** such as NH₃ have been detected by the instruments; but in quantities that do not match the theoretical models [3].

The presence of those molecules **makes Titan a natural laboratory** to witness and understand **prebiotic-like chemistry** but despite all the data collected, **all the possible chemical processes in such a hydrocarbon-nitrogen-rich environment are not precisely understood**.

→ High interest of Titan's ionospheric chemistry experiments with **pure-photochemistry simulations**

The APSIS Experiment

Atmospheric Photochemistry Simulated by Surfatron

In order to reproduce the efficient photochemistry occurring in this **kind of upper atmospheres**, we designed a **gas reactor named APSIS**. This reactor is to be **coupled with a VUV photon source (figure 5)** as **N₂ needs wavelengths shorter than 100 nm** in order to be dissociated.

The APSIS reactor is described in details in [4]. Briefly, it is a stainless steel chamber of dimensions 500 mm x 114 mm x 92 mm where the reactive **95:5 N₂:CH₄ mixture** is introduced via a gas inlet (figure 4)

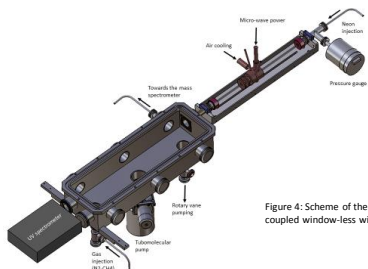


Figure 4: Scheme of the photochemical reactor coupled window-less with the VUV source.

The VUV Source

At the LATMOS laboratory, a **surfatron source** has been developed using **noble gases in a micro-wave discharge**. For example, **neon has two resonance lines at 73.5 and 74.3 nm** which allow us to dissociate and/or ionize both CH₄ and N₂.

The photon flux of the source depends on the neon pressure and the micro-wave power delivered. We calculated it for the 73.5-nm neon line: it varies between a maximum of **4x10¹⁴ ph.s⁻¹.cm⁻²** (1.7 mbar and 100W) and a minimum of **2x10¹³ ph.s⁻¹.cm⁻²** (0.4 mbar and 40W) (figure 6).

Figure 5: Picture of the APSIS reactor coupled window-less with the VUV neon source.


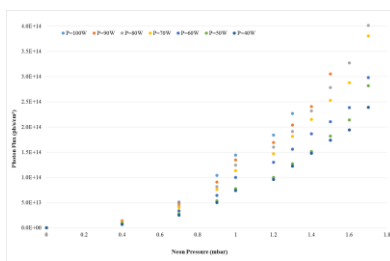


Figure 6: Photon flux of the VUV source versus the neon pressure and the micro-wave power



RESULTS

$P_{\text{APGIS}} = 0.5 \text{ mbar}$
 $P_{\text{neon}} = 1 \text{ mbar}$
 $P_{\text{w}} = 80 \text{ W}$

Diagnosis by mass spectrometry: HIDDEN HPR-20 QIC mass spectrometer

Figure 7 shows **analogue mass spectra** prior (black curve) and after (red curve) irradiation of the reactive medium with the VUV surfatron-based source. It shows **clear productions of C2 compounds**, but also **C3 and C4**. This is confirmed by **time-monitored spectra of the masses m/z=27** (figure 9) and **52** (figure 10) (possible molecules: HCN and C₂N₂ respectively) which reveal a **sharp rise of the signals when the VUV source is turned ON** (red lines).

The **consumption of methane** is moreover followed versus time (figure 8), showing a **decrease of nearly 5% in 25 minutes**.

All the results are reproducible.

PERSPECTIVES

The high flexibility of our VUV source will allow us to change the rare gas and thus the wavelength used to irradiate the reactive mixture. For example, helium provides 58-nm radiations and argon 104-nm ones.

Inside APSIS, the pressures can also vary as well as the CH₄ ratio.

Testing all those conditions will give us more information on the photochemical processes occurring in Titan's upper atmosphere and shed some light on prebiotic-like chemistry.

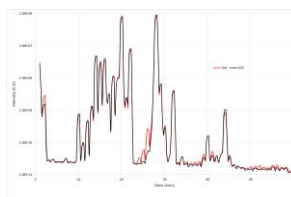


Figure 7 (top): analogue mass spectra before (black curve) and after (red curve) irradiation with the VUV source



Figure 9 (top): time-monitored productions of HCN (m/z=27) showing reproducibility. The red lines show the moments the VUV source is turned ON.

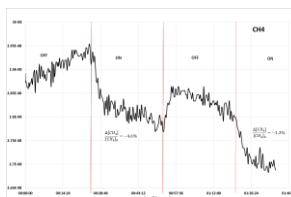


Figure 8 (bottom): CH₄ consumption monitored with time. The red lines show the moments the VUV source is turned ON.

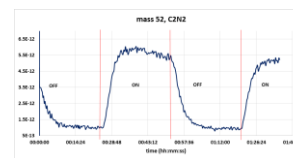


Figure 10 (bottom): Same but for C₂N₂ (m/z=52)

References:

1. Waite, J., et al., *The process of tholin formation in Titan's upper atmosphere*. Science, 2007. 316(5826): p. 870-875.
2. Cravens, T., et al., *Composition of Titan's ionosphere*. Geophysical Research Letters, 2006. 33(7).
3. Krasnopolsky, V.A., *A photochemical model of Titan's atmosphere and ionosphere*. Icarus, 2009. 201(1): p. 226-256.
4. Carrasco N, et al. *VUV photochemistry simulation of planetary upper atmosphere using synchrotron radiation*. J Synchrotron Radiat. 2013;20(4):587-9.