



**HAL**  
open science

# A Microwave Plasma Discharge in Rare Gases as a VUV Source for Planetary Atmospheric Photochemistry

Sarah Tigrine, Nathalie Carrasco, Ludovic Vettier, Guy Cernogora

## ► To cite this version:

Sarah Tigrine, Nathalie Carrasco, Ludovic Vettier, Guy Cernogora. A Microwave Plasma Discharge in Rare Gases as a VUV Source for Planetary Atmospheric Photochemistry. VUVX2016, the 39th International conference on Vacuum Ultraviolet and X-ray Physics, Jul 2016, Zürich, Switzerland. , 2016. insu-01348919

**HAL Id: insu-01348919**

**<https://insu.hal.science/insu-01348919v1>**

Submitted on 26 Jul 2016

**HAL** is a multi-disciplinary open access archive for the deposit and dissemination of scientific research documents, whether they are published or not. The documents may come from teaching and research institutions in France or abroad, or from public or private research centers.

L'archive ouverte pluridisciplinaire **HAL**, est destinée au dépôt et à la diffusion de documents scientifiques de niveau recherche, publiés ou non, émanant des établissements d'enseignement et de recherche français ou étrangers, des laboratoires publics ou privés.

S. Tigrine<sup>1,2</sup>, N. Carrasco<sup>1</sup>, L. Vettier<sup>1</sup>, G. Cernogora<sup>1</sup>

<sup>1</sup>LATMOS, Université Versailles St. Quentin, UPMC Univ. Paris 06, CNRS, 11 Bvd. d'Alembert, 78280 Guyancourt, France

<sup>2</sup>Synchrotron SOLEIL, l'Orme des Merisiers, St Aubin, BP 48, 91192 Gif sur Yvette Cedex, France

sarah.tigrine@latmos.ipsl.fr

The aim of this work is to show that **micro-wave discharges in rare gases**, can be an efficient **windowless VUV photon source** for **planetary atmospheric photochemistry experiments**. In this context, we perform a **microwave discharge (surfatron)** in a **neon gas flow**. We characterize the **VUV photon flux emitted in different conditions**, when working in the **mbar pressure range**, and **compare it to synchrotron VUV fluxes** also used for similar applications.

## Experimental Setup

**Neon plasma discharge:** 40-cm length quartz tube, 8mm I.D. surrounded by a microwave **surfatron** resonance cavity designed for 2.45GHz.

**Gas flow:** from 1 to 10 sccm,

**Pressure:** measured upstream with a capacitor gauge, from 0.4 to 1.7 mbar.

**Monochromator:** Mac Pherson NOVA 225 VUV 1-m focal-length

The microwave plasma **discharge is placed without window** in front of its entrance slit and the gas is pumped by the monochromator pumping unit,

**The neon resonance lines at 73.59 and 74.37 nm [1]** are studied



Fig. 1: the surfatron discharge in front of the VUV monochromator

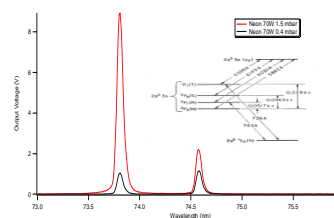


Fig. 2 The recorded Ne resonance lines

## Results

The photon flux is calculated taking into account

- the **slits surfaces**: 75µm width x 4 mm height;
- as Ne is injected in the monochromator, the **absorption** is calculated along the 2m optical path using the Beer Lambert law and the Ne absorption cross section  $\sigma=9 \times 10^{-17} \text{ cm}^2$  at 75 nm [2];
- the **grating efficiency** 6% at 75 nm ;
- the Optodiode AXUV 100 **detector efficiency** 0.22 A W<sup>-1</sup> at 75 nm ;
- and the **amplifier gain** 1V for 1 nA .

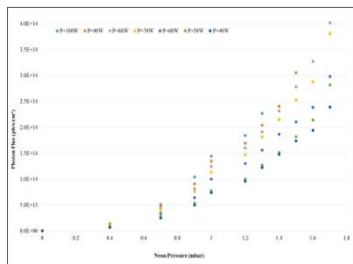


Fig. 3 Photon flux emitted at 73,6 nm in different conditions of power versus the pressure. At high powers ( $P_{av} > 70W$ ) and high pressures ( $P > 1.5 \text{ mbar}$ ) amplifier saturates,

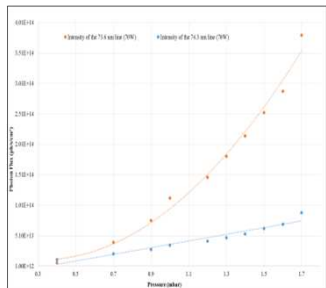


Fig. 4 Compared photon flux of the two neon lines at 73.6 and 74.3 nm for an microwave power of 70W and their quadratic and linear fits (respectively).

73.6 nm line intensity can be described by a collisional radiative model

$$I(73.6 \text{ nm}) \propto \frac{n_e [Ne] k(T_e)}{\nu_L}$$

The limitation of the 74.3 nm line intensity is attributed to a quenching effect

$$I(74.3 \text{ nm}) \propto \frac{n_e [Ne] k(T_e)}{\nu_L + k_Q [Ne]}$$

The VUV photon flux emitted at 73.6 nm can be tuned from  $2 \times 10^{13} \text{ ph.s}^{-1} \cdot \text{cm}^{-2}$  to  $4 \times 10^{14} \text{ ph.s}^{-1} \cdot \text{cm}^{-2}$  by changing the pressure conditions. These photons flux can be compared with the **VUV DESIRS beamline of the synchrotron SOLEIL**: at 17 eV (~75 nm) and for a resolving power of 1000, the VUV photon flux can be tuned from  $7 \times 10^{12} \text{ ph.s}^{-1} \cdot \text{cm}^{-2}$  (for a 4mm×8mm spot) to  $10^{16} \text{ ph.s}^{-1} \cdot \text{cm}^{-2}$  (for a 200 µm×100µm spot) [4].

## References

- [1] NIST Database: [http://physics.nist.gov/PhysRefData/ASD/lines\\_form.html](http://physics.nist.gov/PhysRefData/ASD/lines_form.html).
- [2] E.Hébrard and B. Marty, *Earth Planet. Sci. Lett.*, vol. **385**, pp. 40–48, (2014).
- [3] N. Carrasco, A.Giuliani, J.J.Correia, and G.Cernogora, *J. Synchrotron Radiat.*, vol. **20**, no. 4, pp. 587–589, (2013).
- [4] Nahon L, De Oliveira N, Garcia GA, Gil JF, Pilette B, Marcouillé O, et al. DESIRS: A state-of-the-art VUV beamline featuring high resolution and variable polarization for spectroscopy and dichroism at SOLEIL. *J Synchrotron Radiat.* 2012;**19**(4):508–20.

## Application: Atmospheric Photochemistry

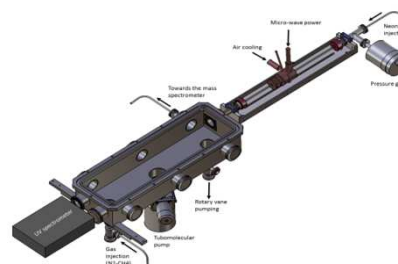


Fig. 5 The APSIS reactor designed for planetary atmospheric studies [3] (APSI S :Atmospheric Photochemistry Simulated by Synchrotron).

## First results for photochemistry

The simulation of Titan's atmosphere with a N<sub>2</sub> - CH<sub>4</sub> mixture (95% - 5%)

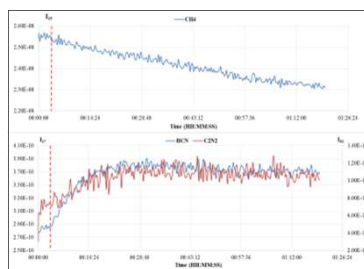


Fig. 6 Time-monitored mass spectrum  
- **top**: consumption of the reactive CH<sub>4</sub>  
- **bottom**: production of HCN (27) and C<sub>2</sub>N<sub>2</sub> (52)  
The red dotted lines mark the beginning of the irradiation of the reactor with the Ne discharge VUV source

## Conclusion

The surfatron based low-pressure micro-wave discharge is an efficient tool as a VUV windowless source for planetary atmospheric photochemistry. The photon flux can be tuned by changing the working conditions (pressure and microwave power) of the discharge.

## Acknowledgments

S. Tigrine thanks the IDEX Paris Saclay for her Phd thesis grant  
N. Carrasco thanks the ERC Starting Grant PRIMCHEM, grant agreement n°636829. The Centre National d'Etudes Spatiales (CNES) supported the design of the APSIS reactor.  
All the authors also wish to thank L. Nahon for his kind support and advices.