



Indirect (source-free) integration method. II. Self-force consistent radial fall

Patxi Ritter, S. Aoudia, Alessandro D. A. M. Spallicci, Stéphane Cordier

► To cite this version:

Patxi Ritter, S. Aoudia, Alessandro D. A. M. Spallicci, Stéphane Cordier. Indirect (source-free) integration method. II. Self-force consistent radial fall. International Journal of Geometric Methods in Modern Physics, 2016, 13 (02), 1650019 (59 p.). 10.1142/S0219887816500195 . insu-01352535

HAL Id: insu-01352535

<https://insu.hal.science/insu-01352535>

Submitted on 12 Dec 2019

HAL is a multi-disciplinary open access archive for the deposit and dissemination of scientific research documents, whether they are published or not. The documents may come from teaching and research institutions in France or abroad, or from public or private research centers.

L'archive ouverte pluridisciplinaire **HAL**, est destinée au dépôt et à la diffusion de documents scientifiques de niveau recherche, publiés ou non, émanant des établissements d'enseignement et de recherche français ou étrangers, des laboratoires publics ou privés.

Indirect (source-free) integration method. II. Self-force consistent radial fall

Patxi Ritter^{1,2,3}, Sofiane Aoudia^{4,5}, Alessandro D.A.M. Spallicci^{1,6*}, Stéphane Cordier^{2,7}

¹Université d'Orléans

Observatoire des Sciences de l'Univers en région Centre, UMS 3116

Centre Nationale de la Recherche Scientifique

Laboratoire de Physique et Chimie de l'Environnement et de l'Espace, UMR 7328

3A Av. de la Recherche Scientifique, 45071 Orléans, France

²Université d'Orléans

Centre Nationale de la Recherche Scientifique

Mathématiques - Analyse, Probabilités, Modélisation - Orléans, UMR 7349

Rue de Chartres, 45067 Orléans, France

³Univerzita Karlova

Matematicko-fyzikální fakulta, Ústav teoretické fyziky

V Holešovičkách 2, 180 00 Praha 8, Česká Republika

⁴Laboratoire de Physique Théorique - Faculté des Sciences Exactes

Université de Bejaia, 06000 Bejaia, Algeria

⁵Max Planck Institut für Gravitationsphysik, A. Einstein

1 Am Mühlenberg, 14476 Golm, Deutschland

⁶Chaire Française, Universidade do Estado do Rio de Janeiro

Instituto de Física, Departamento de Física Teórica

Rua São Francisco Xavier 524, Maracanã, 20550-900 Rio de Janeiro, Brasil

⁷Université Joseph Fourier

Agence pour les Mathématiques en Interaction

Centre Nationale de la Recherche Scientifique

Laboratoire Jean Kuntzmann, UMR 5224

Campus de Saint Martin d'Hères, Tour IRMA, 51 rue des Mathématiques, 38041 Grenoble, France

(Dated: 14 September 2015)

We apply our method of indirect integration, described in Part I, at fourth order, to the radial fall affected by the self-force. The Mode-Sum regularisation is performed in the Regge-Wheeler gauge using the equivalence with the harmonic gauge for this orbit. We consider also the motion subjected to a self-consistent and iterative correction determined by the self-force through osculating stretches of geodesics. The convergence of the results confirms the validity of the integration method. This work complements and justifies the analysis and the results appeared in *Int. J. Geom. Meth. Mod. Phys.*, 11, 1450090 (2014).

PACS numbers: 02.60.Cb, 02.60.Lj, 02.70.Bf, 04.25.Nx, 04.30.-w, 04.70.Bw, 95.30.Sf

Keywords: Modelling of wave equation, General relativity, Equations of motion, Two-body problem, Gravitational waves, Self-force, Black holes.

Mathematics Subject Classification 2010: 35Q75, 35L05, 65M70, 70F05, 83C10, 83C35, 83C57

I. INTRODUCTION AND MOTIVATIONS

We apply the indirect method of Part I to the motion of a particle perturbed by the back-action, that is the influence of the emitted radiation and of the mass m_0 on its own worldline, thanks to the interaction with the field of the other mass M .

The problem of the back-action for massive point particles moving in a strong field with any velocity has been tackled by concurring approaches all yielding the same result, exclusively defined in the harmonic (H) gauge. Result derived in 1997 by Mino, Sasaki and Tanaka [1], Quinn and Wald [2], around an expansion of the mass ratio m_0/M . The main achievement has been the identification of the regular and singular perturbation components, and their playing or not-playing role in the motion, respectively. The conclusive equation has been baptised MiSaTaQuWa from the first two initials of its discoverers. Later, Detweiler and Whiting [3] have shown an alternative approach, not any longer based on the computation of the tails, but derived from the Dirac solution [4]. It is customary to call self-force (SF) the expression resulting from MiSaTaQuWa and DeWh approaches, and to switch between the former (the SF externally breaking the background geodesic as non-null right hand-side term) and the latter (the particle following a geodesic of the total metric, background plus perturbations) interpretations of the same phenomenon.

* Corresponding author: spallicci@cnrs-orleans.fr, <http://lpc2e.cnrs-orleans.fr/~spallicci/>

A full introduction to the SF is to be found in [5], while for a first acquaintance the reader might be satisfied by the arguments exposed in [6].

In the MiSaTaQuWa conception, the gravitational waves are partly radiated to infinity (the instantaneous, also named direct, component), and partly scattered back by the black hole potential, thus forming back-waves (the tail part) which impinge on the particle and give origin to the SF. Alternatively, the same phenomenon is described by an interaction particle-black hole generating on one hand a field which behaves as outgoing radiation in the wave-zone, and thereby extracts energy from the particle; on the other hand, in the near zone, the field acts on the particle and determines the SF which impedes the particle to move on the geodesic of the background metric. From these works, it emerges the splitting between the instantaneous and tail components of the perturbations, the latter acting on the motion. Unfortunately the tail component can't be computed directly, if not as a difference between the total and the instantaneous components. Instead, the DeWh approach reproduces the Dirac definition. It consists of half of the difference between the retarded and the advanced fields, to which is added an *ad hoc* field including the contributions from the past light inner cone, while avoiding non-causal future contributions.

The SF computation is not an easy task because the field perturbation is divergent at the position of the particle, and it is therefore necessary to use a suitable procedure of regularisation. The latter deals with the divergences coming from the infinitesimal size of the particle. In the Regge-Wheeler (RW) gauge [7], we benefit of the wave-equation and of the gauge invariance of its wave-function. Regrettably, the singularity in the perturbed metric has a complicated structure which has made impossible so far to find a suitable regularisation scheme. Nevertheless, current investigations attempt to identify gauge transformations between the RW and H gauges, *e.g.*, Hopper and Evans [8, 9], or use numerical integration approaches that deal *de facto* only with the homogeneous form of the Regge-Wheeler-Zerilli (RWZ) equation [7, 10].

In the H gauge, a regularisation recipe in spherical harmonics and named Mode-Sum, was conceived by Barack and Ori [11, 12]. Such a procedure is to be carried out partially or totally in the H gauge. There is an exception though for a purely radial orbit. In this case, there is a regular connection between the RW and H gauges; thus the quantification of the SF may be carried out entirely in the RW gauge. Further, the outcome is invariant for these two gauges and all regularly related gauges [12]. Herein, we thus proceed with a detailed computation *in toto* in the RW gauge, announced by Barack and Lousto in [13] but never appeared.

In the '70s, Zerilli computed the gravitational radiation emitted during the radial fall [10, 14, 15] into a Schwarzschild-Droste (SD) black hole [16–18]. Many studies followed later on. The first was from Davis *et al.* [19], who considered, in the frequency domain, the radiation emitted by a particle initially at rest in free fall from infinity. Later, Ferrari and Ruffini [20] resume, still in the frequency domain, the same system, but conferring an initial speed to the particle from infinity. The first to solve the problem of the fall of the particle still initially at rest but for a finite distance from the black hole were Lousto and Price in a series of papers [21–23], where they detail and give a numerical technique to deal with the point source in the time domain. Martel and Poisson [24] resume the same problem by proposing a family of parametrised initial conditions, all of them being solutions of the Hamiltonian constraint; further they study the influence of these initial conditions on the wave-forms and energy spectra.

Thirty years later, back-action - without orbital evolution - was partially analysed only in two works [13, 25], and with contrasting predictions (in the former Lousto suggests that back-action is repulsive for most modes, conversely to the latter where Barack and Lousto attribute always an attractive feature). We have largely commented these papers in [26]. Needless to say, the time shortness of the fall forbids any important accumulation of back-action effects but, from the epistemological point of view, radial fall for gravitation remains the most classical problem of all, and raising the most delicate technical questions. Early gravitational SF computation were carried out in the H gauge by Barack and Sago for circular [27, 28] and eccentric orbits [29].

In the context of the Extreme Mass Ratio Inspiral (EMRI) gravitational wave sources, the gravitational SF heavily impacts the wave-forms. It has been suggested to evolve the most relativistic orbits through the iterative application of the SF on the particle worldline, *i.e.*, the self-consistent approach by Gralla and Wald [30, 31]. We implement it for the least adiabatic orbit of all, that is radial infall, using our integration method. The strict self-consistency would imply that the applied SF at some instant is what arises from the actual field at that same instant. So far this has been done only for a scalar charged particle around an SD black hole by Diener *et al.* [32], and never for a massive particle. For quasi-circular and inspiral orbits, dealt by Warburton *et al.* [33], Lackeos and Burko [34], the applied SF is what would have resulted if the particle were moving along the geodesic that only instantaneously matches the true orbit. Herein, we adopt the latter acception.

We thus study how the back-action affects the motion, the radiated energy and the wave-forms of a particle without and with the self-consistent approach. According to the different inclinations of the reader, his interest may raise from one or more of the following considerations.

Technical assessments and advancements

- The feeble differences between a radial orbit for which the self-force corrections are neglected or conversely taken

into account (without and with orbital evolution) allow to test our numerical integration scheme, as we expect similar results, while possibly appreciating any difference, among these three cases.

- The inclusion of back-action effects demands a sophisticated algorithm of at least fourth order, since considering third time derivatives of the wave-function.
- The contrasting results in [13, 25] need a resolution. We have recovered the results in [13] (self-force is attractive in H and RW gauges) and proved wrong those in [25] (claiming that the self-force is mainly repulsive and divergent at the horizon), see the full discussion in [26]. Anyway, the work in [13] does not consider the impact of the self-force on the trajectory, which we deal with herein.
- Radial infall is the least adiabatic orbit of all types. Imposing the identity between the radiated energy and the lost orbital energy for computing the corrections on the motion would be most unjustified as shown by Quinn and Wald [35]. Indeed, it is just for non-adiabatic orbits, that is required applying a continuous correction on the trajectory due to the SF effects, *i.e.* the self-consistent method [30, 31]. Thus, radial infall imposes such an application, though it is not rewarding due to the feebleness of the SF effects themselves.
- Given the limitations of numerical relativity in evolving circular and elliptic orbits for small mass ratio binaries, the comparison of results for head-on collisions from numerical and perturbation methods is of interest.
- In particle physics, when referring to the transplanckian regime and black hole production, back-action has a pivotal role in head-on collisions according to Gal'tsov *et al.* [36, 37].
- The regular transformation between H and RW gauges for radial trajectories allow to carry out the Mode-Sum regularisation entirely in the RW gauge.

When endeavouring towards astrophysical scenarios, we recall that

- It has been estimated by Amaro-Seoane, Sopuerta *et al.* [38, 39] that a relevant number of EMRIs will consist of direct plunges when the supermassive black hole (SMBH) is not rotating.
- Radial trajectories are comparable to portions of highly eccentric orbits producing an EMRB (Extreme Mass Ratio Burst) following Berg and Gair [40–42].
- The last stages of EMRI plunges were analysed by Keden, Gair and Kamionkowski [43] for discriminating supermassive black holes from boson stars, supposedly horizonless objects, and by Macedo *et al.* [44] for signatures of dark matter.
- The concept of maximal velocity in radial fall is discussed in high energy astrophysics for jets and tidal disruption by Chicone and Mashhoon [45, 46], Kojima and Takami [47].

General motivations

- Radial fall is the most classic problem in physics instantiated by the stone of Aristotélēs, the tower of Galilei, the apple of Newton, and the cabin of Einstein. The solutions represent the level of understanding of gravitation at a given epoch, and have thereby an epistemological relevance.
- It is a worthwhile problem à la Feynman: *The worthwhile problems are the ones you can really solve or help solve, the ones you can really contribute something to. No problem is too small or too trivial if we can really do something about it* [48].

The paper is structured as follows. Section II, after a brief review of the SF, is largely devoted to the computation in the RW gauge of the regularisation parameters through the Mode-Sum method. Section III deals with some numerical issues, the performance and validation of the code. In Sect. IV, we deal with the impact of the SF on the motion of the particle without and with the self-consistent evolution for the radial fall through osculating orbits. The appendixes deal with the Riemann-Hurwitz regularisation [49, 50], the numerical extraction of the field at the particle position and display the jump conditions for the radial orbit.

Geometric units ($G = c = 1$) are used, unless stated otherwise. The metric signature is $(-, +, +, +)$. The particle position on the perturbed metric is noted by $r_p(\tau)$ while on the background metric by R .

II. GRAVITATIONAL SF

A. Foreword

The SF equation, defined in the H gauge, is given by [1–3]

$$F_{\text{self}}^{\alpha} = -\frac{1}{2}m_0(g^{\alpha\beta} + u^{\alpha}u^{\beta}) \left(2h_{\mu\beta;\nu}^{\text{R(H)}} - h_{\mu\nu;\beta}^{\text{R(H)}} \right) u^{\mu}u^{\nu} , \quad (1)$$

where R stands for the regular part of the perturbations $h_{\mu\nu}$, either tail (MiSaTaQuWa) or radiative (DeWh). The two contributions are not equivalent, but the final results are. The other quantities are the background metric $g_{\mu\nu}$ and the four-velocity u^{α} . The SF is obtained by subtracting the singular part from the retarded force

$$F_{\text{self}}^{\alpha(\text{H})} = F_{\text{ret}}^{\alpha(\text{H})} - F_{\text{S}}^{\alpha(\text{H})} . \quad (2)$$

The retarded force is computed from the retarded field

$$F_{\text{ret}}^{\alpha(\text{H})} = F^{\alpha} \left[h_{\alpha\beta}^{\text{ret(H)}} \right] = m_0 k^{\alpha\beta\gamma\delta} \nabla_{\delta} \bar{h}_{\beta\gamma}^{\text{ret(H)}} = -\frac{1}{2}m_0 (g^{\alpha\beta} + u^{\alpha}u^{\beta}) \left(2\nabla_{\delta} h_{\beta\gamma}^{\text{ret(H)}} - \nabla_{\alpha} h_{\gamma\delta}^{\text{ret(H)}} \right) u^{\gamma}u^{\delta} , \quad (3)$$

where $\bar{h}_{\alpha\beta} = h_{\alpha\beta} - 1/2 g_{\alpha\beta} h$, and $k^{\alpha\beta\gamma\delta}$ is given by

$$k^{\alpha\beta\gamma\delta} = \frac{1}{2}g^{\alpha\delta}u^{\beta}u^{\gamma} - g^{\alpha\beta}u^{\gamma}u^{\delta} - \frac{1}{2}u^{\alpha}u^{\beta}u^{\gamma}u^{\delta} + \frac{1}{4}u^{\alpha}g^{\beta\gamma}u^{\delta} + \frac{1}{4}g^{\alpha\delta}g^{\beta\gamma} . \quad (4)$$

As shown in [12], for a transformation to any gauge (G)

$$h_{\alpha\beta}^{\text{ret(G)}} = h_{\alpha\beta}^{\text{ret(H)}} + \delta h_{\alpha\beta}^{(\text{H} \rightarrow \text{G})} , \quad (5)$$

the SF changes as

$$F_{\text{self}}^{\alpha(\text{G})} = F_{\text{self}}^{\alpha(\text{H})} + \delta F^{\alpha(\text{H} \rightarrow \text{G})} = F_{\text{ret}}^{\alpha(\text{H})} - F_{\text{S}}^{\alpha(\text{H})} + \delta F^{\alpha(\text{H} \rightarrow \text{G})} = F_{\text{ret}}^{\alpha(\text{G})} - F_{\text{S}}^{\alpha(\text{H})} . \quad (6)$$

Thus, in an arbitrary gauge G, the singular term - to be extracted from the retarded force - is always expressed in the H gauge and not in the G one, as it might be supposed. In the H gauge, the isotropy of the singularity around the particle eases the computation of $F_{\text{S}}^{\alpha(\text{H})}$, while guaranteeing its inconsequential role on the motion. Instead, in other gauges we are confronted with the lack of isotropy [2]. We recall the expression of the Mode-Sum decomposition in the H gauge [11]

$$F_{\text{self}}^{\alpha(\text{H})} = \sum_{\ell=0}^{\infty} F_{\text{ret}}^{\alpha\ell(\text{H})} - F_{\text{S}}^{\alpha(\text{H})} = \sum_{\ell=0}^{\infty} F_{\text{ret}}^{\alpha\ell(\text{H})} - \sum_{\ell=0}^{\infty} \left[A^{\alpha(\text{H})} L + B^{\alpha(\text{H})} + C^{\alpha(\text{H})} L^{-1} \right] - D^{\alpha} , \quad (7)$$

where $L = \ell + 1/2$, and ℓ is the mode index. Inserting the Mode-Sum expression of $F_{\text{S}}^{\alpha(\text{H})}$ from Eq. (7) into Eq. (6), and decomposing $F_{\text{ret}}^{\alpha(\text{G})}$ in ℓ modes, we get [12]

$$F_{\text{self}}^{\alpha(\text{G})} = \sum_{\ell=0}^{\infty} \left[F_{\text{ret}}^{\alpha\ell(\text{G})} - A^{\alpha(\text{H})} L - B^{\alpha(\text{H})} - C^{\alpha(\text{H})} L^{-1} \right] - D^{\alpha} . \quad (8)$$

In Eq. (8), the regularisation parameters are computed in the H gauge, but we can go a step further and totally dismiss the H gauge. For a restricted class of gauges for which the transformation gauge vector is regular, the Mode-Sum technique can be used to regularise the retarded force directly in those gauges [12]. We then have

$$F_{\text{self}}^{\alpha(G)} = \sum_{\ell=0}^{\infty} \left[F_{\text{ret}}^{\alpha\ell(G)} - A^{\alpha(G)}L - B^{\alpha(G)} - C^{\alpha(G)}L^{-1} \right] - D^{\alpha(G)} . \quad (9)$$

In [12] several orbits were examined. It was concluded that the RW gauge is regularly connected to the H gauge only for purely radial orbits. Further, it has been shown that the components of the transformation gauge vector are not only regular at the position of the particle but they can be made vanishing. That is to say, for radial orbits, the regularisation parameters share the same expression in the RW and H gauges. The SF is thus gauge invariant for RW, H and all other gauges interrelated via a regular transformation gauge vector.

We thus derive the regularisation parameters entirely in the RW gauge, and confirm their identity with those in the H gauge found by Barack *et al.* [51]. The RW gauge has the distinct advantage of giving easy access to the components of the perturbation tensor (instead strongly coupled in the H gauge) via the RWZ wave-functions.

We deal from here onwards with radial infall. This implies that i) the odd modes vanish, and the source term for even modes is simplified; ii) there are not m modes; iii) the perturbation K vanishes for a fixed θ ; iv) for symmetry, the terms F_{self}^t and F_{self}^r don't vanish, conversely to $F_{\text{self}}^\theta = F_{\text{self}}^\phi = 0$.

B. Computation of the regularisation parameters in the RW gauge

The value $x'_p(\tau) = (t'_p, r'_p)$ represents any point of the γ world-line followed by the particle, while $x_p = (t, r_p) = x'_p(\tau = 0)$ the point where the SF is evaluated, Fig. (1), τ being the proper time. Further, $x = (t, r)$ indicates a point taken in the neighbourhood of x_p where the field $\psi(x)$ is evaluated, before taking the limit $x \rightarrow x_p$.

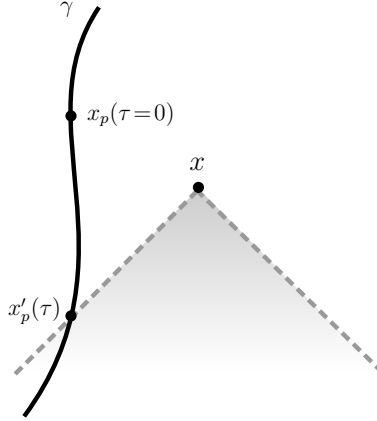


FIG. 1: We define $x'_p(\tau) = (t'_p, r'_p)$ any point of the γ world-line followed by the particle, and $x_p = (t, r_p) = x'_p(\tau = 0)$ the point where we finally evaluate the SF, τ being the proper time; $x = (t, r)$ indicates a point taken in the neighbourhood of x_p where the field $\psi(x)$ is evaluated, before taking the limit $x \rightarrow x_p$.

We define the Green function $G(x, x_p(\tau))$ as

$$\psi(x) = \int_{-\infty}^{0^+} G(x, x'_p(\tau)) d\tau . \quad (10)$$

When associated to the RWZ equation [7, 10], we get

$$\left[-\partial_t^2 + \partial_{r^*}^2 - V(r) \right] G = \widehat{\mathcal{G}}(r) \delta(r - r'_p) \delta(t - t'_p) + \widehat{\mathcal{F}}(r) \partial_r \delta(r - r'_p) \delta(t - t'_p) , \quad (11)$$

where the even potential is

$$V_e^\ell(r) = 2f \frac{\lambda^2(\lambda+1)r^3 + 3\lambda^2 M r^2 + 9\lambda M^2 r + 9M^3}{r^3(\lambda r + 3M)^2} , \quad (12)$$

where $\lambda = (\ell - 1)(\ell + 2)/2$, and the source term coefficients are

$$\begin{aligned}\widehat{\mathcal{F}}(r) &= -\frac{\kappa r f^2(r)}{4(\lambda + 1)(\lambda r + 3M)} , \\ \widehat{\mathcal{G}}(r) &= \frac{\kappa r f}{2(\lambda + 1)(\lambda r + 3M)} \left[\frac{r(\lambda + 1) - M}{2r} - \frac{3M\mathcal{E}^2}{\lambda r + 3M} \right] ,\end{aligned}\tag{13}$$

for $\kappa = 8\pi m_0 Y^{\ell 0} = 4m_0\sqrt{2\pi L}$, and $\mathcal{E} = f(r_p)u^t$.

According to the properties on distributions, Appendix (B) in Part I, Eq. (11) is rewritten using an alternative version of the Green function, named \widehat{G} and defined such that

$$G(x, x'_p) = \left[\widehat{\mathcal{Q}}(r'_p) - \widehat{\mathcal{F}}(r'_p)\partial/\partial r'_p \right] \widehat{G}(x, x'_p) ,\tag{14}$$

where $\widehat{\mathcal{Q}}(r'_p) := \left[\widehat{\mathcal{G}}(r) - d\widehat{\mathcal{F}}(r)/dr \right]_{r=r'_p}$. Using $\delta(r - r'_p) = f(r'_p)^{-1}\delta(r^* - r'^*_p)$ and $\mathcal{Z} := -\partial_t^2 + \partial_{r^*}^2 - V(r)$, Eq. (11) becomes

$$\begin{aligned}\mathcal{Z}G(x, x'_p) &= \left[\widehat{\mathcal{G}}(r) - \frac{d\widehat{\mathcal{F}}(r)}{dr} \right]_{r=r'_p} \delta(r - r'_p)\delta(t - t'_p) - \widehat{\mathcal{F}}(r'_p)\frac{\partial}{\partial r'_p}\delta(r - r'_p)\delta(t - t'_p) \\ &= \left[\widehat{\mathcal{Q}}(r'_p) - \widehat{\mathcal{F}}(r'_p)\frac{\partial}{\partial r'_p} \right] \delta(r - r'_p)\delta(t - t'_p) = X\delta(r - r'_p)\delta(t - t'_p)\end{aligned}\tag{15}$$

$$\mathcal{Z}X\widehat{G} = X\mathcal{Z}\widehat{G} = X\delta(r - r'_p)\delta(t - t'_p) ,\tag{16}$$

$$\left[-\partial_t^2 + \partial_{r^*}^2 - V(r) \right] \widehat{G} = f(r'_p)^{-1}\delta(r^* - r'^*_p)\delta(t - t'_p) .\tag{17}$$

Considering the causal structure of the Green function, it is now useful to introduce the Eddington-Finkelstein coordinates (u, v) [52, 53]. In these new variables, $v = t + r^*$ ingoing and $u = t - r^*$ outgoing, the expression of the wave-operator is simply given by $\partial_{r^*}^2 - \partial_t^2 = -4\partial_{uv}$. In the same way, casting $\delta(r^* - r'^*_p)\delta(t - t'_p)$ in (u, v) variables, requires to deal with the product of a function $\mu(t, r^*)$ with δ . Under the integral definition of the latter

$$\int_{\mu(\mathbb{R}^2)} \delta(x)\phi(x)dx = \int_{\mathbb{R}^2} \delta(\mu(x))\phi(\mu(x))|J_\mu| dx ,\tag{18}$$

where $\phi \in \mathcal{D}(\mathbb{R}^2)$ and $|J_\mu|$ is the determinant of the Jacobian matrix associated to μ $|J_\mu| = 2$. Then, in (u, v) coordinates, Eq. (17) turns into

$$\left[4\partial_{uv} + V(r) \right] \widehat{G} = 2f(r'_p)^{-1}\delta(u - u'_p)\delta(v - v'_p) .\tag{19}$$

The Mode-Sum regularisation in the RW gauge, and thus the determination of the SF, will be achieved by the undertaking of two pursuits (i) the analytic computation of the regularisation parameter; (ii) the numerical computation of the ℓ -modes of the retarded force by solving the RWZ equation.

For the analytic venture, the regularisation of the SF by the Mode-Sum technique requires the evaluation of the divergency, *i.e.* the singular part F_S^α of the retarded solution. The singular part is fitted by a $1/L$ power series, of which coefficients are the regularisation parameters. The computation of the latter is based on a local analysis, *i.e.* at the neighbourhood of the particle, of the wave-function ψ , or more exactly of its associated Green's function. The technique consists of a perturbative expansion of the Green function modes in a small spacetime region around the particle for great values of ℓ .

To accomplish the local analysis, we write the Green function G in a reduced form that takes into account the

causal nature of its support, *i.e.*, its non-zero value in the future light cone of x'_p . Then, we expand the reduced Green function in powers of $1/L$, where each term of the series, namely G_n , will also be locally expanded for $x \rightarrow x_p$, such that the coefficients of the expansion G_n will be function of x_p and x'_p .

The next step considers integrating G with respect to the proper time τ . To this end, we have to express the G_n coefficients explicitly in terms of τ . This is achieved by a Taylor series of $G_n(x'_p(\tau))$ around $\tau = 0$. Finally, we integrate G and $\partial_r G$ to get the asymptotic behaviour of ψ^ℓ and $\partial_r \psi^\ell$ when $\ell \rightarrow \infty$. The computation of the other derivatives $\partial_t^n \partial_r^m G$, is performed by borrowing from Part I the relationships on partial derivatives, which were used for the jump conditions to get $\partial_t^n \partial_r^m \psi^{\ell \rightarrow \infty}$ quantities for which $n + m \leq 3$.

We will gain access to the behaviour of the wave-function and its derivatives versus ℓ , thereby testing the convergence of our numerical code for very high modes. We will then compute the ℓ -modes of the perturbations $H_{1,2}^\ell$, K and of the retarded force $F^{\alpha\ell}[h_{\alpha\beta}^{\text{ret}\ell}]$, for large values of ℓ , thereby accomplishing the other (numerical) venture.

The reader may skip this very technical discussion and get directly to the results expressed by Eqs. (120). Otherwise, we assume the reader be well acquainted with the Mode-Sum by Barack [54, 55] and the coming after literature.

1. Computation strategy and detailed description

For the asymptotic behaviour of $\partial_t^n \partial_r^m \psi^\ell$ when $\ell \rightarrow \infty$ for $n + m \leq 3$, that is up the third derivative of the wave-function, we apply our strategy through the following steps

- *a. Reduced Green's function.*
- *b. Expansion of the reduced Green function in powers of $1/L$ around $x = x_p$.*
- *c. Reconstruction of the Green function $G(x, x'_p)$.*
- *d. Expansion around $x'_p = x_p$.*
- *e. Computation of $\psi^{\ell \rightarrow \infty}(x_p)$, $\partial_r \psi^{\ell \rightarrow \infty}(x_p)$, and $\partial_t^n \partial_r^m \psi^{\ell \rightarrow \infty}(x_p)$.*

a. Reduced Green's function. The causal structure allows to rewrite \widehat{G} in a reduced form $g(x, x'_p)$. Indeed, $\widehat{G}(x, x'_p)$ has support in the future light cone of x'_p , so $\widehat{G}(u < u'_p, v) = \widehat{G}(u, v < v'_p) = 0$. Thus

$$\widehat{G}(x, x'_p) = 2f(r'_p)^{-1}g(x, x'_p)\mathcal{H}(u - u'_p)\mathcal{H}(v - v'_p), \quad (20)$$

where $\mathcal{H}(u - u'_p)\mathcal{H}(v - v'_p)$ are Heaviside or step distributions, which confine the support of $\widehat{G}(x, x'_p)$ to the area made by all points x belonging to the future light cone of x'_p . By inserting Eq. (20) into Eq. (19), we express the wave-operator applied to \widehat{G}

$$\partial_{uv} \left[g(x, x'_p)\mathcal{H}(u - u'_p)\mathcal{H}(v - v'_p) \right] = \partial_u \left[\partial_v g \mathcal{H}_{u'_p} \mathcal{H}_{v'_p} + g \mathcal{H}_{u'_p} \delta_{v'_p} \right] = \partial_{uv} g \mathcal{H}_{u'_p} \mathcal{H}_{v'_p} + \partial_v g \delta_{u'_p} \mathcal{H}_{v'_p} + \partial_u g \mathcal{H}_{u'_p} \delta_{v'_p} + g \delta_{u'_p} \delta_{v'_p}. \quad (21)$$

Equation (19) involves four distinct types of quantities

- (i) $(\dots) \times \mathcal{H}_{u'_p} \mathcal{H}_{v'_p}$,
- (ii) $(\dots) \times \delta_{u'_p} \mathcal{H}_{v'_p}$,
- (iii) $(\dots) \times \mathcal{H}_{u'_p} \delta_{v'_p}$,
- (iv) $(\dots) \times \delta_{u'_p} \delta_{v'_p}$.

The action of each term relies upon the behaviour along the characteristic lines $u = u'_p$ and $v = v'_p$.

- *(i).* For $u > u'_p$ and $v > v'_p$, only the term (i) has a contribution; g satisfies the homogeneous equation associated to Eq. (19).
- *(ii).* If $u = u'_p$ is constant, only the term (ii) has a contribution; then $\partial_v g(u'_p, v) = 0$.
- *(iii).* If $v = v'_p$ is constant, only the term (iii) has a contribution; then $\partial_u g(u, v'_p) = 0$.

- (iv). On the world line $(u, v) = (u'_p, v'_p)$, the coefficient of term (iv) must be equal to the coefficient of the source term of Eq. (19); then $g(u'_p, v'_p) = 1$.

According to (i), we have

$$4\partial_{uv}g + V(r)g = 0, \quad \forall u > u'_p \text{ and } v > v'_p, \quad (22)$$

while according to (ii), (iii) and (iv), we have

$$g(u = u'_p, v) = g(u, v = v'_p) = 1. \quad (23)$$

Equation (23) is in fact the initial condition to be associated with Eq. (22); it ensures the uniqueness of the solution. Figure (2) shows the support of the reduced Green function.

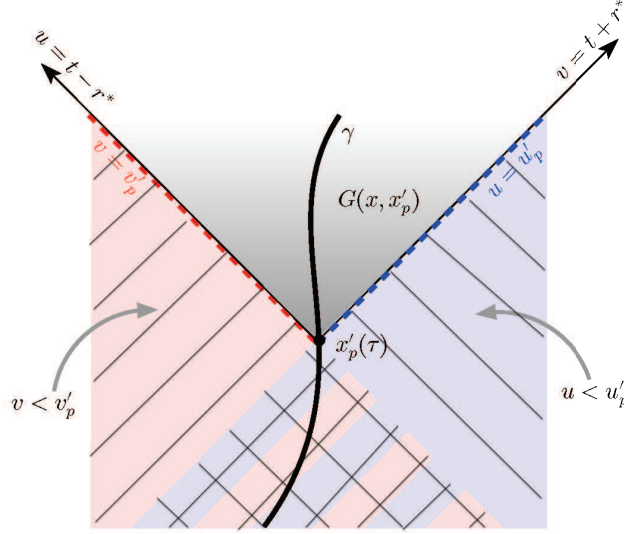


FIG. 2: The reduced Green function $\hat{G}(x, x'_p)$ has support in the future light cone of x'_p (dark grey area); thus $\hat{G}(u < u'_p, v) = 0$ (blue area with top-right oblique lines) and $\hat{G}(u, v < v'_p) = 0$ (pink area with top-left oblique lines).

b. Expansion of the reduced Green function in powers of $1/L$ around $x = x_p$. We are now looking for a solution g of Eqs. (22,23) near the evaluation point $x = x_p$, that is $r = r_p$ while considering large values of ℓ . Thus, we Taylor expand the quantities around $r = r_p$, and express them as power series in $1/L$. For dealing with both very small quantities such as the spatial separation $r - r_p$ and large quantities proportional to L , we introduce new variables of the product form $L \times \text{small spatial separation}$; these variables are called "neutral" by Barack [54]. We first consider this procedure for the potential. In the neighbourhood of $r = r_p$, or similarly around $r^* = r_p^*$, we have

$$\begin{aligned} V(r) &= V(r_p) + \left. \frac{dV}{dr^*} \right|_{r_p^*} (r^* - r_p^*) + \frac{1}{2} \left. \frac{d^2V}{dr^{*2}} \right|_{r_p^*} (r^* - r_p^*)^2 + \mathcal{O}((r^* - r_p^*)^3) \\ &= V^{(0)}(r_p) + V^{(1)}(r_p) \Delta r_p^* + V^{(2)}(r_p) \Delta r_p^{*2} + \mathcal{O}(\Delta r_p^{*3}), \end{aligned} \quad (24)$$

with

$$\begin{aligned} V^{(0)}(r_p) &= V(r_p), \\ V^{(1)}(r_p) &= f(r_p) \left. \frac{dV}{dr} \right|_{r_p}, \\ V^{(2)}(r_p) &= \frac{1}{2} \left[f(r_p) \left. \frac{df}{dr} \right|_{r_p} \left. \frac{dV}{dr} \right|_{r_p} + f^2(r_p) \left. \frac{d^2V}{dr^2} \right|_{r_p} \right], \end{aligned} \quad (25)$$

and $\Delta r_p^* = r^* - r_p^*$. The asymptotic behaviour of $V^{(0)}$, $V^{(1)}$ and $V^{(2)}$ for $1/L \rightarrow 0$ is

$$V^{(0)}(r_p) = \frac{f}{r_p^2} \left[L^2 - \left(\frac{6M}{r_p} + \frac{1}{4} \right) \right] + \mathcal{O}(L^{-1}) = V_{(2)}^{(0)} L^2 + V_{(0)}^{(0)} + \mathcal{O}(L^{-1}) , \quad (26)$$

$$V^{(1)}(r_p) = \frac{f}{r_p^2} \left[\frac{6M - 2r_p}{r_p^2} L^2 - \left(\frac{96M^2 - 33Mr - r_p^2}{2r_p^3} \right) \right] + \mathcal{O}(L^{-1}) = V_{(2)}^{(1)} L^2 + V_{(0)}^{(1)} + \mathcal{O}(L^{-1}) , \quad (27)$$

$$V^{(2)}(r_p) = \frac{f}{r_p^2} \left[\frac{60M^2 - 40Mr_p + 6r_p^2}{2r_p^4} L^2 - \frac{1152M^3 - 810M^2r_p + 124Mr_p^2 + 3r_p^3}{4r_p^5} \right] + \mathcal{O}(L^{-1}) = V_{(2)}^{(2)} L^2 + V_{(0)}^{(2)} + \mathcal{O}(L^{-1}) . \quad (28)$$

In this notation, $V_{(n)}^{(k)}$ refers to the n -th Taylor coefficient in $1/L$ of the k -th coefficient in Δr_p^* . Figure (3) shows the geometric representation of the neutral variables.

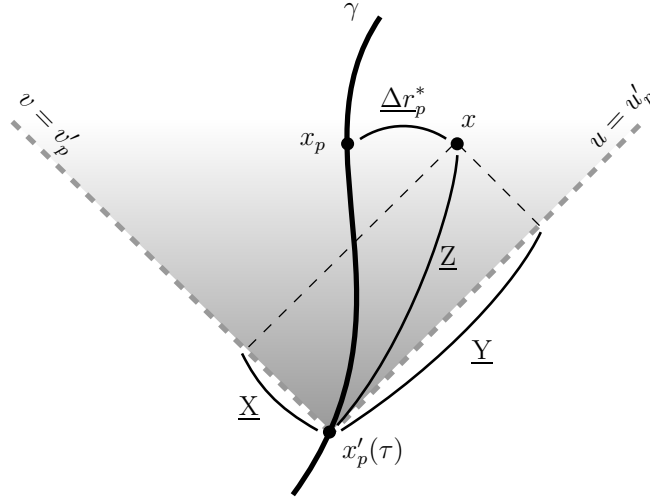


FIG. 3: Geometric representation of the neutral variables used in the local analysis of $g(x, x'_p)$. The grey area shows the support of the Green function corresponding to the set of points belonging to x , the chronological future of x'_p .

The expanded potential becomes

$$V(r_p) = V^{(0)}(r_p) + \underbrace{V_{(2)}^{(1)}(r_p) L^2 \Delta r_p^*}_{\mathcal{O}(L)} + \underbrace{V_{(0)}^{(1)}(r_p) \Delta r_p^*}_{\mathcal{O}(L^{-1})} + \underbrace{V_{(2)}^{(2)}(r_p) L^2 \Delta r_p^{*2}}_{\mathcal{O}(1)} + \underbrace{V_{(0)}^{(2)}(r_p) \Delta r_p^{*2}}_{\mathcal{O}(L^{-2})} + \mathcal{O}(\Delta r_p^{*3}) , \quad (29)$$

where we labelled the order of each term. The terms such as $L^n \Delta r_p^{*n}$ $n \in \mathbb{N}$ are of 0^{th} order, and do not catch the behaviour of V with respect to L because $\mathcal{O}(L^{-1}) \sim \mathcal{O}(\Delta r_p^*)$. We then choose to introduce the neutral variables (underlined) for which the product form can be appraised as constant. We define

$$\underline{\Delta r_p^*} := L \Delta r_p^* . \quad (30)$$

Truncating the expansion in Eq. (29) at $\mathcal{O}(L^{-1})$, we obtain

$$V(r_p) = \frac{f(r_p)}{r_p^2} \left[L^2 + (\nu_1 \underline{\Delta r_p^*}) L + (\nu_2 + \nu_3 \underline{\Delta r_p^{*2}}) \right] + \mathcal{O}(L^{-1}) , \quad (31)$$

with

$$\begin{aligned}\nu_1 &= \frac{2}{r_p} \left(\frac{3M}{r_p} - 1 \right) , \\ \nu_2 &= -\frac{6M}{r_p} - \frac{1}{4} , \\ \nu_3 &= \frac{1}{r_p^2} \left(3 - \frac{20M}{r_p} + \frac{30M^2}{r_p^2} \right) .\end{aligned}\tag{32}$$

Similarly to Eq. (30), we introduce \underline{X} and \underline{Y} as two neutral variables such that

$$\underline{X} := \frac{1}{2} \rho(r_p) L (u - u'_p) \quad \text{and} \quad \underline{Y} := \frac{1}{2} \rho(r_p) L (v - v'_p) ,\tag{33}$$

where the pre-factor $\rho(r_p) := f(r_p)^{1/2}/r_p$ simplifies Eq. (22) after the change of variables

$$\partial_{uv} g = (1/4) \rho(r_p)^2 L^2 \partial_{\underline{X}\underline{Y}} g\tag{34}$$

is made. In addition, we introduce another neutral variable \underline{Z}

$$\underline{Z} := 2\sqrt{\underline{X}\underline{Y}} = \rho(r_p) L \sqrt{(u - u'_p)(v - v'_p)} = \underline{Z} = (L/r_p) s ,\tag{35}$$

where s is the geodesic distance between the point x and the point x'_p . Indeed, in the SD metric, we have $ds^2 = -f du dv$, and therefore $s = \int_{x'_p}^x |g_{\alpha\beta} dx^\alpha dx^\beta|^{1/2} \approx \sqrt{f(r_p)(u - u'_p)(v - v'_p)}$. We define also the variable $\underline{\Delta r}_p^{t*}$ as

$$\underline{\Delta r}_p^{t*} := \rho(r_p) L (r_p^{t*} - r_p^*) .\tag{36}$$

The equation to be solved is now

$$\partial_{\underline{X}\underline{Y}} g + \left[1 + (\nu_1 \underline{\Delta r}_p^*) L^{-1} + (\nu_2 + \nu_3 \underline{\Delta r}_p^{*2}) L^{-2} + \mathcal{O}(L^{-3}) \right] g = 0 ,\tag{37}$$

where the reduced Green function g is to be expressed as a power series of $1/L$, whose coefficients are function of $\underline{\Delta r}_p^*$, $\underline{\Delta r}_p^{t*}$ and \underline{Z} only

$$g = \sum_{k=0}^{\infty} L^{-k} g_k(\underline{\Delta r}_p^*, \underline{\Delta r}_p^{t*}, \underline{Z}) .\tag{38}$$

However, from a practical point of view, to get the desired accuracy, it is sufficient to truncate the sum at $k = 2$. Equation (22) becomes

$$\sum_{k=0}^2 L^{-k} \partial_{\underline{X}\underline{Y}} g_k + \left[1 + (f_1 \Delta_r) L^{-1} + (f_2 + f_3 \Delta_r^2) L^{-2} + \mathcal{O}(L^{-3}) \right] \sum_{k=0}^2 L^{-k} g_k = 0 .\tag{39}$$

Now, by identifying powers of L , we will have a hierarchical system of equations supplemented by the initial conditions, Eq. (23), of the form

$$\begin{aligned}\partial_{\underline{X}\underline{Y}} g_k + g_k &= S_k , \\ g_k(u = u'_p, v) &= g_k(u, v = v'_p) = \delta_{k0} .\end{aligned}\tag{40}$$

Concretely, we have

$$\text{order } 0 : \quad \partial_{\underline{X}\underline{Y}}g_0 + g_0 = 0 , \quad (41)$$

$$\text{order } 1 : \quad \partial_{\underline{X}\underline{Y}}g_1 + g_1 = -\nu_1 \underline{\Delta r_p^*} g_0 , \quad (42)$$

$$\text{order } 2 : \quad \partial_{\underline{X}\underline{Y}}g_2 + g_2 = -\nu_1 \underline{\Delta r_p^*} g_1 - (\nu_2 + \nu_3 \underline{\Delta r_p^{*2}}) g_0 . \quad (43)$$

Through a change of variable $\underline{Z} = 2\sqrt{\underline{X}\underline{Y}}$, the left hand side changes into

$$\frac{\partial^2}{\partial \underline{X} \partial \underline{Y}} g_k + g_k = \underline{Z}^2 \frac{\partial^2 g_k}{\partial \underline{Z}^2} + \underline{Z} \frac{\partial g_k}{\partial \underline{Z}} + \underline{Z}^2 g_k . \quad (44)$$

Thus, Eq. (41) implies to solve a Bessel equation of order 0

$$\underline{Z}^2 \frac{\partial^2 g_0}{\partial \underline{Z}^2} + \underline{Z} \frac{\partial g_0}{\partial \underline{Z}} + (\underline{Z}^2 - 0^2) g_0 = 0 , \quad (45)$$

which solution of is a Bessel function of the first kind of order 0

$$g_0 = J_0(\underline{Z}) . \quad (46)$$

Equations (42,43) are also Bessel equations with source terms. By working on the relationships between neutral variables $\underline{\Delta r_p^*}$, $\underline{\Delta r_p'^*}$, \underline{X} and \underline{Y} , we can rewrite the source terms S_k solely as function of \underline{Z} and of the difference $\underline{Y} - \underline{X} = \underline{\Delta r_p^*} - \underline{\Delta r_p'^*}$. Implementing the relationships in Tab. I, the solutions of the Eqs. (42,43) are built compatibly with the initial conditions of Eq. (40)

$$g_1 = -\frac{1}{4} \nu_1 \underline{Z} J_1(\underline{Z}) (\underline{\Delta r_p^*} + \underline{\Delta r_p'^*}) , \quad (47)$$

$$g_2 = -\frac{1}{6} \underline{Z} J_1(\underline{Z}) \left[\nu_3 (\underline{\Delta r_p^{*2}} + \underline{\Delta r_p^*} \underline{\Delta r_p'^*} + \underline{\Delta r_p'^{*2}}) + \nu_2 \right] + \frac{1}{96} \underline{Z}^2 J_2(\underline{Z}) \left[3\nu_1^2 (\underline{\Delta r_p^*} + \underline{\Delta r_p'^*})^2 - 8\nu_3 \right] + \frac{1}{96} \nu_1^2 \underline{Z}^3 J_3(\underline{Z}) . \quad (48)$$

S	Solution of $\partial_{\underline{X}\underline{Y}}g + g = S$
0	$J_0(\underline{Z})$
$J_0(\underline{Z})$	$\underline{Z} J_1(\underline{Z})/2$
$(\underline{Y} - \underline{X}) J_0(\underline{Z})$	$(\underline{Y} - \underline{X}) \underline{Z} J_1(\underline{Z})/4$
$(\underline{Y} - \underline{X})^2 J_0(\underline{Z})$	$[\underline{Z}^2 J_2(\underline{Z}) + 2(\underline{Y} - \underline{X})^2 \underline{Z} J_1(\underline{Z})] / 12$
$\underline{Z} J_1(\underline{Z})$	$\underline{Z}^2 J_2(\underline{Z})/4$
$(\underline{Y} - \underline{X}) \underline{Z} J_1(\underline{Z})$	$(\underline{Y} - \underline{X}) \underline{Z}^2 J_2(\underline{Z})/6$
$(\underline{Y} - \underline{X})^2 \underline{Z} J_1(\underline{Z})$	$[\underline{Z}^3 J_3(\underline{Z}) + 3(\underline{Y} - \underline{X})^2 \underline{Z}^2 J_2(\underline{Z})] / 24$

TABLE I: Provision for the solution of the generalised Bessel equation $\partial_{\underline{X}\underline{Y}}g + g = S$ with a source term S written itself with a Bessel function [54].

c. Reconstruction of the Green function $G(x, x'_p)$. Given the local behaviour of g for large modes

$$g = g_0 + g_1 L^{-1} + g_2 L^{-2} + \mathcal{O}(L^{-3}) , \quad (49)$$

we can reconstruct the function $\widehat{G}(x, x'_p)$ linked to g through

$$\widehat{G}(x, x'_p) = 2f(r_p)^{-1} g(x, x'_p) \mathcal{H}(u - u'_p) \mathcal{H}(v - v'_p) , \quad (50)$$

and itself connected to the Green function, Eqs. (10,11) through Eq. (14), recalled herein

$$G = \left[\widehat{\mathcal{Q}}(r'_p) - \widehat{\mathcal{F}}(r'_p) \frac{d}{dr'_p} \right] \widehat{G} , \quad (51)$$

with

$$\widehat{\mathcal{F}}(r'_p) = -\kappa \left[f^2(r'_p) L^{-4} + \mathcal{O}(L^{-6}) \right] , \quad (52)$$

$$\widehat{\mathcal{Q}}(r'_p) = \kappa \rho(r'_p)^2 \left[L^{-2} + \left(\frac{9}{4} - \frac{4M}{r'_p} \right) L^{-4} + \mathcal{O}(L^{-6}) \right] . \quad (53)$$

According to Eq. (51), the determination of G implies the derivative of \widehat{G} with respect to r'_p . This term necessarily involves the derivatives of $\underline{\Delta r'_p}^*$, \underline{Z} , and $\mathcal{H}_{u'_p} \mathcal{H}_{v'_p}$, listed here below

$$\frac{d\underline{\Delta r'_p}^*}{dr'_p} = \frac{dr'_p}{dr'_p} \frac{d}{dr'_p} \underline{\Delta r'_p}^* = L \rho(r_p) f(r'_p)^{-1} , \quad (54)$$

$$\frac{d\underline{Z}}{dr'_p} = L \rho(r_p) f(r'_p)^{-1} \frac{d}{dr'_p} \sqrt{(u - u_p)(v - v_p)} = L \rho(r_p) f(r'_p)^{-1} \left(\frac{\underline{Y} - \underline{X}}{\underline{Z}} \right) = L \rho(r_p) f(r'_p)^{-1} \left(\frac{\underline{\Delta r'_p}^* - \underline{\Delta r'_p}}{\underline{Z}} \right) , \quad (55)$$

$$\frac{d}{dr'_p} \left[\mathcal{H}(u' - u_p) \mathcal{H}(v - v'_p) \right] = f(r'_p)^{-1} \left[\mathcal{H}_{v'_p} \delta(u - u'_p) - \mathcal{H}_{u'_p} \delta(v - v'_p) \right] . \quad (56)$$

Equation (56) involves two non-vanishing terms of which the contribution depends on how the evaluation point is reached, from the right $r \rightarrow r_p^+$ or from the left $r \rightarrow r_p^-$, Fig. (4). Therefore, for a simpler notation we adopt two additional neutral variables, displayed with the others in Tab. II

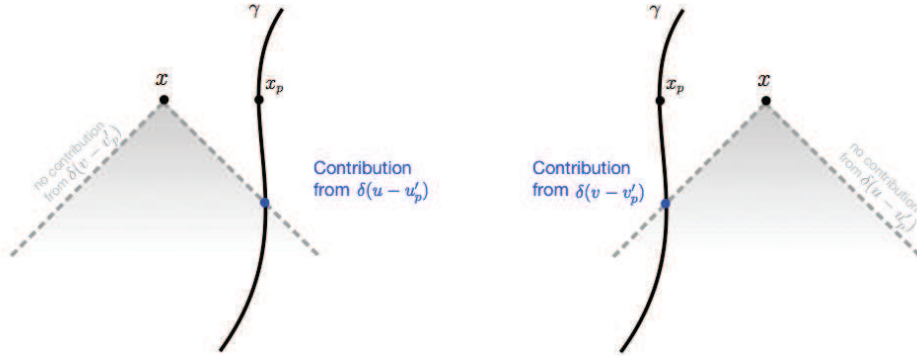


FIG. 4: The value of the derivative, Eq. (56), depends on the limit, either taken on the right $r \rightarrow r_p^+$ or on the left hand-side $r \rightarrow r_p^-$ of the evaluation point. If $r \rightarrow r_p^-$ - left panel - the term involving $\delta(v - v'_p)$ in Eq. (56) is null; instead, if $r \rightarrow r_p^+$ - right panel - the term involving $\delta(u - u'_p)$ in Eq. (56) is null.

$$\begin{aligned} \underline{\omega}^+ &= 2\underline{X} \\ &= L \rho(r_p) (u - u'_p) , \quad \text{and} \quad \underline{\omega}^- = 2\underline{Y} \\ &= L \rho(r_p) (v - v'_p) . \end{aligned} \quad (57)$$

Variable	Expression
$\underline{\Delta r}_p^*$	$L(r^* - r_p^*)$
$\underline{\Delta r}_p'^*$	$\rho(r_p)L(r_p'^* - r_p^*)$
\underline{X}	$1/2\rho(r_p)L(u - u_p')$
\underline{Y}	$1/2\rho(r_p)L(v - v_p')$
\underline{Z}	$\rho(r_p)L\sqrt{(u - u_p')(v - v_p')}$
$\underline{\omega}^+$	$2\underline{X}$
$\underline{\omega}^-$	$2\underline{Y}$
$\underline{\tau}$	$-L\tau$

TABLE II: List of standard and neutral variables used and their expressions as function of L .

The above change of variable gives

$$\delta(\underline{\omega}^+) = \delta(u - u_p') \left| \frac{d\underline{\omega}^+}{du} \right|_{u=u_p'}^{-1} = L^{-1}\rho(r_p)^{-1}\delta(u - u_p') , \quad (58)$$

and

$$\delta(\underline{\omega}^-) = \delta(v - v_p') \left| \frac{d\underline{\omega}^-}{dv} \right|_{v=v_p'}^{-1} = L^{-1}\rho(r_p)^{-1}\delta(v - v_p') . \quad (59)$$

Therefore,

$$\frac{d}{dr_p'} [\mathcal{H}u_p' \mathcal{H}v_p'] = \pm L\rho(r_p)f(r_p')^{-1}\delta(\underline{\omega}^\pm) . \quad (60)$$

From Eqs. (20,49,53), the first term of $G = \widehat{\mathcal{Q}}(r_p')\widehat{G} - \widehat{\mathcal{F}}(r_p')d\widehat{G}/dr_p'$ transforms into

$$\begin{aligned} \widehat{\mathcal{Q}}(r_p')\widehat{G} &= 2\widehat{\mathcal{Q}}(r_p')f(r_p')^{-1}g(x, x_p')\mathcal{H}(u - u_p')\mathcal{H}(v - v_p') \\ &= \left[\kappa \frac{f(r_p)}{2r_p} \left[L^{-2} + \left(\frac{9}{4} - \frac{4M}{r_p} \right) L^{-4} \right] + \mathcal{O}(L^{-6}) \right] 2f^{-1}(r_p) \left[g_0 + g_1L^{-1} + g_2L^{-2} + \mathcal{O}(L^{-3}) \right] \theta_{u_p} \theta_{v_p} \\ &= \frac{\kappa}{r_p'} \left\{ g_0L^{-2} + g_1L^{-3} + \left[g_2 + g_0 \left(\frac{9}{4} - \frac{4M}{r_p'} \right) \right] L^{-4} + \mathcal{O}(L^{-5}) \right\} \mathcal{H}_{u_p'} \mathcal{H}_{v_p'} . \end{aligned} \quad (61)$$

In the same way, for the second term, from Eqs. (20,49,60)

$$\begin{aligned} \frac{d\widehat{G}}{dr_p'} &= \frac{d}{dr_p'} \left[2f^{-1}(r_p')g\mathcal{H}(u - u_p')\mathcal{H}(v - v_p') \right] \\ &= \underbrace{-\frac{4M}{r_p'^2}f(r_p')^{-2}g\mathcal{H}_{u_p'}\mathcal{H}_{v_p'}}_{d\widehat{G}_1(r_p')} + \underbrace{2f(r_p')^{-1}\frac{dg}{dr_p'}\mathcal{H}_{u_p'}\mathcal{H}_{v_p'}}_{d\widehat{G}_2(r_p')} + \underbrace{2f(r_p')^{-1}g\frac{d}{dr_p'}\mathcal{H}_{u_p'}\mathcal{H}_{v_p'}}_{d\widehat{G}_3(r_p')} , \end{aligned} \quad (62)$$

$$d\widehat{G}_1(r_p') = \left[-\frac{4M}{r_p'^2}f^{-2}(r_p')g_0 + \mathcal{O}(L^{-1}) \right] \mathcal{H}_{u_p'}\mathcal{H}_{v_p'} , \quad (63)$$

$$d\widehat{G}_2(r_p') = \left[2f(r_p')^{-1}\frac{dg_0}{dr_p'} + 2f(r_p')^{-1}\frac{dg_1}{dr_p'}L^{-1} + \mathcal{O}(L^{-1}) \right] \mathcal{H}_{u_p'}\mathcal{H}_{v_p'} , \quad (64)$$

$$d\widehat{G}_3^\pm(r_p') = \pm 2L\rho(r_p)f(r_p')^{-2}g_0\delta(\underline{\omega}^\pm) \pm 2\rho(r_p)f(r_p')^{-2}g_1\delta(\underline{\omega}^\pm) + \mathcal{O}(L^{-1}) . \quad (65)$$

In Eq. (64) the derivative of \underline{Z} , computed with Eq. (55), and of $J_n(\underline{Z})$ are used. Useful properties are

$$\begin{aligned} \frac{d}{d\underline{Z}} \left[\underline{Z}^n J_n(\underline{Z}) \right] &= \underline{Z}^n J_{n-1}(\underline{Z}) , \\ J_{-1}(\underline{Z}) &= -J_1(\underline{Z}) . \end{aligned} \quad (66)$$

By multiplying Eq. (62) by Eq. (52), we get

$$\widehat{\mathcal{F}} d\widehat{G}_1 = \kappa \frac{4M}{r_p'^2} J_0(\underline{Z}) L^{-4} + \mathcal{O}(L^{-5}) , \quad (67)$$

$$\widehat{\mathcal{F}} d\widehat{G}_2 = \kappa \rho(r_p) (\underline{\Delta} r_p^* - \underline{\Delta} r_p'^*) \frac{J_1(\underline{Z})}{\underline{Z}} L^{-3} + \frac{1}{2} \kappa \nu_1 \rho(r_p) (\underline{\Delta} r_p^{2*} - \underline{\Delta} r_p'^{2*}) J_0(\underline{Z}) L^{-4} + \frac{1}{2} \kappa \nu_1 \rho(r_p) \underline{Z} J_1(\underline{Z}) L^{-4} + \mathcal{O}(L^{-5}) , \quad (68)$$

$$\widehat{\mathcal{F}} d\widehat{G}_3^\pm = \mp 2\kappa \rho(r_p) J_0(\underline{Z}) \delta(\underline{\omega}^\pm) L^{-3} \mp 2\kappa \rho(r_p) g_1 \delta(\underline{\omega}^\pm) L^{-4} + \mathcal{O}(L^{-5}) . \quad (69)$$

We inject Eqs. (61,67-69) into Eq. (14) to get $G(x, x_p')$ in power series of $1/L$

$$G = G_0 L^{-2} + G_1^\pm L^{-3} + G_2^\pm L^{-4} + \mathcal{O}(L^{-5}) , \quad (70)$$

where the coefficients G_n depend on r through $\underline{\Delta} r_p^*$, and on r_p' through $\underline{\Delta} r_p'^*$

$$G_0 = \frac{\kappa}{r_p'} J_0(\underline{Z}) , \quad (71)$$

$$G_1^\pm = \frac{\kappa}{r_p} \left[\frac{r_p}{r_p'} g_1 - 2f(r_p)^{1/2} (\underline{\Delta} r_p^* - \underline{\Delta} r_p'^*) \frac{J_1(\underline{Z})}{\underline{Z}} \pm 2J_0(\underline{Z}) \delta(\underline{\omega}^\pm) \right] , \quad (72)$$

$$G_2^\pm = \frac{\kappa}{r_p} \left\{ \frac{r_p}{r_p'} g_2 + \left[\frac{1}{4} \left(\frac{r_p}{r_p'} \right) \left(9 - \frac{32M}{r_p'} \right) - \frac{1}{2} \nu_1 f(r_p)^{1/2} (\underline{\Delta} r_p^{2*} - \underline{\Delta} r_p'^{2*}) \right] J_0(\underline{Z}) - \frac{1}{2} \nu_1 f(r_p)^{1/2} \underline{Z} J_1(\underline{Z}) \pm 2g_1 \delta(\underline{\omega}^\pm) \right\} . \quad (73)$$

d. Expansion around $x_p' = x_p$. The behaviour of the ψ wave-function for large values of ℓ is achieved by integrating Eq. (70) over the world line. According to Eq. (10), the integration of G , in proper time τ , imposes first rendering the coefficients $G_n(x = x_p)$ explicitly function of τ ; put otherwise, expanding G_n in powers of τ around the evaluation point $x_p'(\tau) = x_p$. We proceed as follows

- The evaluation of Eq. (70) at $x = x_p$ for $r \rightarrow r_p$ and $\underline{\Delta} r_p^* \rightarrow 0$. Then, all G_n coefficients will be only function of r_p' and r_p .
- All r_p' -dependent quantities are expanded in powers of τ around the point $r_p' = r_p$, that is to say around $\tau = 0$ up to order τ^2 . This will lead us to introduce a neutral time variable $\underline{\tau} \propto L\tau$.
- t constant $\underline{\tau}$, we find the expansion of G in powers of $1/L$ such that

$$G = \widetilde{G}_0(\underline{\tau}) L^{-2} + \widetilde{G}_1^\pm(\underline{\tau}) L^{-3} + \widetilde{G}_2^\pm(\underline{\tau}) L^{-4} + \mathcal{O}(L^{-5}) , \quad (74)$$

where the coefficients $\widetilde{G}_n(\underline{\tau})$ explicitly depend upon τ and L through $\underline{\tau}$.

- The integration of G to determine $\psi^{\ell \rightarrow \infty}(t, r_p)$ involves terms proportional to $\underline{\tau}^k J_n(\underline{\tau})$, with $k, n \in \mathbb{N}$. Caution is to be exercised, improper integrals arise.
- The whole procedure is applicable to $\partial_r G$ to get $\partial_r \psi^{\ell \rightarrow \infty}(t, r_p)$.

So, first we take Eqs. (71-73), while requiring that $r \rightarrow r_p$ and $\underline{\Delta} r_p^* \rightarrow 0$

$$G_0 = \frac{\kappa}{r_p'} J_0(\underline{Z}) , \quad (75)$$

$$G_1^\pm = \frac{\kappa}{r_p} \left[\frac{r_p}{r_p'} g_1 - 2f(r_p)^{1/2} \underline{\Delta} r_p'^* \frac{J_1(\underline{Z})}{\underline{Z}} \pm 2J_0(\underline{Z}) \delta(\underline{\omega}^\pm) \right] , \quad (76)$$

$$G_2^\pm = \frac{\kappa}{r_p} \left\{ \frac{r_p}{r_p'} \bar{g}_2 + \left[\frac{1}{4} \left(\frac{r_p}{r_p'} \right) \left(9 - \frac{32M}{r_p'} \right) - \frac{1}{2} \nu_1 f(r_p)^{1/2} \underline{\Delta} r_p'^{2*} \right] J_0(\underline{Z}) - \frac{1}{2} \nu_1 f(r_p)^{1/2} \underline{Z} J_1(\underline{Z}) \pm 2\bar{g}_1 \delta(\underline{\omega}^\pm) \right\} , \quad (77)$$

with

$$\begin{aligned} \bar{g}_1 &= -\frac{1}{4} f_1 \underline{Z} J_1(\underline{Z}) \underline{\Delta} r_p'^* , \\ \bar{g}_2 &= -\frac{1}{6} \underline{Z} J_1 [f_3 \underline{\Delta} r_p'^{2*} + 3\nu_2] + \frac{1}{96} \underline{Z}^2 J_2(\underline{Z}) [3\nu_1^2 \underline{\Delta} r_p'^{2*} - 8f_3] + \frac{1}{96} f_1^2 \underline{Z}^3 J_3(\underline{Z}) , \end{aligned} \quad (78)$$

wherein all quantities $\underline{\omega}^\pm$, \underline{Z} , $\underline{\Delta} r_p'^*$ are taken at $r = r_p$. The quantities depending upon r_p' , and consequently on τ , in Eqs. (75-77) are $\underline{\Delta} r_p'^*$, $1/r_p'$, \underline{Z} and $J_n(\underline{Z})$, named collectively \mathcal{Q} .

Thus, an expansion around $r_p' = r_p$ corresponds to an expansion around $\tau = 0$, since $r_p = r_p'(\tau = 0)$. Let $\Gamma(\tau)$ be one of the quantities \mathcal{Q} , then the Taylor expansion can be written as

$$\Gamma = \Gamma(\tau = 0) + \frac{d\Gamma}{d\tau} \Big|_{\tau=0} \tau + \frac{1}{2} \frac{d^2\Gamma}{d\tau^2} \Big|_{\tau=0} \tau^2 + \frac{1}{6} \frac{d^3\Gamma}{d\tau^3} \Big|_{\tau=0} \tau^3 + \dots , \quad (79)$$

where τ is a small entity ($\tau \rightarrow 0$) such that $\mathcal{O}(\tau) \sim \mathcal{O}(1/L)$. Introducing a neutral time variable

$$\underline{\tau} = -L\tau , \quad (80)$$

for constant $\underline{\tau}$ we obtain the following expansion

$$\Gamma = \Gamma_0 + \Gamma_1(\underline{\tau}) L^{-1} + \Gamma_2(\underline{\tau}) L^{-2} + \Gamma_3(\underline{\tau}) L^{-3} + \dots , \quad (81)$$

where the coefficients $\Gamma_n(\underline{\tau})$ depend on τ and L only through $\underline{\tau}$. The coefficients $\Gamma_n(\underline{\tau})$ are shown in Tab. (III) for each quantity \mathcal{Q} .

Γ	$\Gamma_0(\underline{\tau})$	$\Gamma_1(\underline{\tau})$	$\Gamma_2(\underline{\tau})$
$\underline{\Delta} r_p'^*$	$-f(r_p)^{1/2} \dot{r}_p'^* \underline{\tau}$	$\frac{1}{2} f(r_p)^{1/2} r_p \ddot{r}_p'^* \underline{\tau}^2$	$-\frac{1}{6} f(r_p)^{1/2} r_p^2 \dot{r}_p'^* \underline{\tau}^3$
$\frac{1}{r_p'}$	$\frac{1}{r_p}$	$\frac{\dot{r}_p'}{r_p} \underline{\tau}$	$\frac{\dot{r}_p'^2}{r_p} - \frac{\dot{r}_p'}{2\underline{\tau}^2}$
\underline{Z}	$-\dot{s} \underline{\tau}$	$\frac{1}{2} r_p \ddot{s} \underline{\tau}^2$	$-\frac{1}{6} r_p^2 \dot{s} \underline{\tau}^3$
$J_n(\underline{Z})$	$J_n(\underline{\tau})$	$\frac{1}{2} r_p \ddot{s} \frac{dJ_n(\underline{\tau})}{d\underline{\tau}} \underline{\tau}^2$	$\left[-\frac{1}{6} r_p^2 \dot{s} \frac{dJ_n(\underline{\tau})}{d\underline{\tau}} \underline{\tau}^3 + \frac{1}{8} r_p^2 \ddot{s}^2 \frac{d^2 J_n(\underline{\tau})}{d\underline{\tau}^2} \underline{\tau}^4 \right]$

TABLE III: Taylor coefficients $\Gamma = \Gamma_0 + \Gamma_1 L^{-1} + \Gamma_2 L^{-2} + \mathcal{O}(L^{-3})$ when Γ is one of the \mathcal{Q} quantities.

For completion of Tab. (III), here below the four-velocity, the four-acceleration and its derivative in the tortoise coordinate

$$\begin{aligned}
\dot{r}_p^* &= f(r_p)^{-1} \dot{r}_p , \\
\ddot{r}_p^* &= f(r_p)^{-2} (f(r_p) \ddot{r}_p - f'(r_p) \dot{r}_p^2) , \\
\ddot{r}_p^* &= f(r_p)^{-3} \left[(2f'(r_p)^2 - f''(r_p)f(r_p)) \dot{r}_p^3 - f'(r_p)f(r_p) \dot{r}_p \ddot{r}_p + f(r_p)^2 \ddot{\dot{r}}_p \right] ,
\end{aligned} \tag{82}$$

where the primes indicate derivation with respect to r , while the point to τ . Through the expression

$$\frac{ds^2}{d\tau^2} = -f(r_p') \frac{du_p'}{d\tau} \frac{dv_p'}{d\tau} , \tag{83}$$

we are led to the normalisation relation $\dot{u}_p \dot{v}_p = f(r_p)^{-1}$. Taking then successive derivatives with respect to τ at point $r_p' = r_p$, we get $\ddot{u}_p \dot{v}_p + \dot{u}_p \ddot{v}_p = f'(r_p)^{-1} \dot{r}_p$ and $\dot{u}_p \ddot{v}_p + 2\ddot{u}_p \dot{v}_p + \ddot{\dot{u}}_p \dot{v}_p = f''(r_p)^{-1} \dot{r}_p^2 + f'(r_p)^{-1} \ddot{r}_p$. The following step is the derivation of s with respect to τ at the evaluation point $\tau = 0$

$$\begin{aligned}
\dot{s}(\tau = 0) &= -1 , \\
\ddot{s}(\tau = 0) &= \frac{1}{2} f'(r_p) f^{-1}(r_p) \dot{r}_p , \\
\ddot{\dot{s}}(\tau = 0) &= \frac{1}{16 f(r_p)^2} \left[(8f''(r_p)f(r_p) - 13f'(r_p)^2) \dot{r}_p^2 + 8f'(r_p)f(r_p) \ddot{r}_p \right] + \frac{1}{4} f(r_p) \ddot{u}_p \ddot{v}_p .
\end{aligned} \tag{84}$$

Finally, the derivatives of $J_n(\underline{\tau})$ with respect to $\underline{\tau}$ for $n \geq 0$

$$\frac{dJ_n(\underline{\tau})}{d\underline{\tau}} = J_{n-1}(\underline{\tau}) - \frac{n}{\underline{\tau}} J_n(\underline{\tau}) = \frac{n}{\underline{\tau}} J_n(\underline{\tau}) - J_{n+1}(\underline{\tau}) , \tag{85}$$

$$\frac{d^2 J_n(\underline{\tau})}{d\underline{\tau}^2} = \frac{1}{2^2} [J_{n-2}(\underline{\tau}) - 2J_n(\underline{\tau}) + J_{n+2}(\underline{\tau})] = J_n \left[\frac{n(n+1)}{\underline{\tau}^2} - 1 \right] + \frac{J_{n+1}}{\underline{\tau}} . \tag{86}$$

e. Computation of $\psi^{\ell \rightarrow \infty}(x_p)$, $\partial_r \psi^{\ell \rightarrow \infty}(x_p)$, and $\partial_t^n \partial_r^m \psi^{\ell \rightarrow \infty}(x_p)$. Introducing expansions of \mathcal{Q} , Tab. (III), in Eqs. (75-77), we finally express the coefficients of G in function of the proper time

$$G = \tilde{G}_0(\underline{\tau}) L^{-2} + \tilde{G}_1^\pm(\underline{\tau}) L^{-3} + \tilde{G}_2^\pm(\underline{\tau}) L^{-4} + \mathcal{O}(L^{-5}) , \tag{87}$$

with

$$\tilde{G}_0(\underline{\tau}) = \frac{\kappa}{r_p} J_0(\underline{\tau}) , \tag{88}$$

$$\tilde{G}_1^\pm(\underline{\tau}) = \pm \frac{4\kappa \delta(\omega^\pm)}{r_p} J_0(\underline{\tau}) - \frac{\kappa \nu_1 f(r_p)^{1/2} \dot{r}_p^* \dot{s}}{4r_p} \underline{\tau}^2 J_1(\underline{\tau}) - \frac{\kappa \ddot{s}}{2} \underline{\tau}^2 J_1(\underline{\tau}) - \frac{\kappa f(r_p) \dot{r}_p^*}{r_p} \underline{\tau} J_2(\underline{\tau}) , \tag{89}$$

$$\begin{aligned}
\tilde{G}_2^\pm(\underline{\tau}) = & \frac{\kappa}{96r_p} \left\{ -12 \left[64M - 18r_p - 4f(r_p) \left(-2M + 2f(r_p)r_p + f(r_p)^{1/2}\nu_1 r_p \right) \dot{r}_p^{*2} \underline{\tau}^2 \right. \right. \\
& + r_p^2 \ddot{s} \left(f(r_p)^{1/2}\nu_1 \dot{r}_p^* \dot{s} + r_p \ddot{s} \right) \underline{\tau}^4 \left. \right] J_0(\underline{\tau}) \\
& + r_p \underline{\tau} \left[48\nu_2 \dot{s} - 24f(r_p)^{3/2}\nu_1 \dot{r}_p^{*2} \dot{s} \underline{\tau}^2 + 16f(r_p) \dot{r}_p^* (\nu_3 \dot{r}_p^* \dot{s} - 3r_p \ddot{s}) \underline{\tau}^2 \right. \\
& + 4r_p \underline{\tau} (4r_p \dot{s} \underline{\tau} \mp 24\delta(\underline{\omega}^\pm) \ddot{s} + 3r_p \ddot{s}^2 \underline{\tau}) \\
& + 12f(r_p)^{1/2}\nu_1 (4\dot{s} \mp 4\delta(\underline{\omega}^\pm) \dot{r}_p^* \dot{s} \underline{\tau} + r_p (\ddot{r}_p^* \dot{s} + \dot{r}_p^* (1 + \dot{s}) \ddot{s}) \underline{\tau}^2) J_1(\underline{\tau}) \\
& \left. \left. + (-8\nu_3 \dot{s}^2 + 48f(r_p)r_p (\ddot{r}_p^* + 2\dot{r}_p^* \ddot{s}) + 3f(r_p)\nu_1^2 \dot{r}_p^{*2} \dot{s}^2 \underline{\tau}^2) \underline{\tau} J_2(\underline{\tau}) - \nu_1^2 \dot{s}^3 \underline{\tau}^2 J_3(\underline{\tau}) \right] \right\} .
\end{aligned} \tag{90}$$

Thus, \tilde{G}_2^\pm is built from the contributions coming from the terms of G_2^\pm in $\mathcal{O}(\underline{\tau}^0)$, of G_1^\pm in $\mathcal{O}(\underline{\tau}^1)$, and of G_0 in $\mathcal{O}(\underline{\tau}^2)$. All quantities else than $\underline{\tau}$, involved in the formulation of $\tilde{G}_n(\underline{\tau})$, are evaluated at r_p . Returning to the definition given in Eq. (10), we can compute the integral of G with respect to $\underline{\tau}$

$$\begin{aligned}
\psi^{\ell \rightarrow \infty}(x) &= \int_{-\infty}^{0^+} G(x, x_p(\tau)) d\tau = \frac{r_p}{L} \int_{0^-}^{+\infty} \tilde{G}(x, x_p(\hat{\tau})) d\hat{\tau} \\
&= \frac{r_p}{L} \int_{0^-}^{+\infty} \left(\tilde{G}_0(\hat{\tau}) L^{-2} + \tilde{G}_1(\hat{\tau}) L^{-3} + \tilde{G}_2(\hat{\tau}) L^{-4} + \mathcal{O}(L^{-5}) \right) d\hat{\tau} \\
&= \underbrace{r_p \int_{0^-}^{+\infty} \tilde{G}_0(\hat{\tau}) L^{-3} d\hat{\tau}}_{\psi_{\text{OL3}}} + \underbrace{r_p \int_{0^-}^{+\infty} \tilde{G}_1(\hat{\tau}) L^{-4} d\hat{\tau}}_{\psi_{\text{OL4}}} + \mathcal{O}(L^{-5}) .
\end{aligned} \tag{91}$$

Integrals in Eq. (91) involve terms of the form

$$\int_{0^-}^{+\infty} \underline{\tau}^k J_n(\underline{\tau}) d\underline{\tau} \quad k, n \in \mathbb{N} , \tag{92}$$

which diverge for certain values of k and n . Indeed, $J_n(\underline{\tau})$ has an asymptotic behaviour of the form $J_n(\underline{\tau}) \approx \sqrt{2/\pi\underline{\tau}} \cos(\underline{\tau} - n\pi/2 - \pi/4)$. Thus, for large positive values of $\underline{\tau}$, the integrand will be of the form $\sqrt{2/\pi\underline{\tau}}^m \cos(\underline{\tau} - n\pi/2 - \pi/4)$ with $m = k - 1/2$. To get a finite value from Eq. (92), we cancel the divergence through recasting the integral as [54]

$$\int_{0^-}^{+\infty} \rightarrow \int_{0^-}^{+\infty} . \tag{93}$$

The definition of the "tilde" integral is given by the limit of the same name, *i.e.* the "tilde limit"

$$\int_{0^-}^{+\infty} := \lim_{\lambda \rightarrow +\infty} \widetilde{\int_{0^-}^{\lambda}} , \tag{94}$$

where the limit, applied to any quantity K depending on λ , is given by

$$\widetilde{\lim}_{\lambda \rightarrow +\infty} K(\lambda) = \lim_{\lambda \rightarrow +\infty} \left[K(\lambda) - \sum_j O_j(\lambda) \right] . \tag{95}$$

The terms $O_j(\lambda)$ have an oscillating form multiplied by a power law $O_j(\lambda) = a_j \lambda^{b_j} \cos(c_j \lambda + d_j)$ with $a_j, b_j, c_j, d_j \in \mathbb{R}$. The tilde limit appears as a standard limit, when we subtract all terms of type $O_j(\lambda)$ until the limit becomes finite. This method is very well detailed and clearly justified in Part III and Appendix A of [54]. When the integration is performed along the world line, the divergent terms for large $\underline{\tau}$ are ignored and written as oscillating term times a power of $\underline{\tau}$. Technically, the result of $\int_{0^-}^{+\infty} \underline{\tau}^k J_n(\underline{\tau}) d\underline{\tau}$ will be dependent of the relationship between k and n . We

propose an example where $0 \leq k \leq n$ to show how the tilde limit acts concretely on the quantity to be regularised. Consider $\mathcal{I}_n^k(\lambda)$ the primitive of the function $\lambda^k J_n(\lambda)$

$$\mathcal{I}_n^k(\lambda) := \int \lambda^k J_n(\lambda) d\lambda . \quad (96)$$

The integrand can be rewritten as

$$\lambda^k J_n(\lambda) = \lambda^{k-n-1} \left[\lambda^{n+1} J_n(\lambda) \right] = \lambda^{k-n-1} \frac{d}{d\lambda} \left[\lambda^{n+1} J_{n+1}(\lambda) \right] . \quad (97)$$

Then, integration by parts leads to a recurrence relation on $\mathcal{I}_n^k(\lambda)$

$$\mathcal{I}_n^k(\lambda) = \lambda^k J_{n+1}(\lambda) - (k-n-1) \mathcal{I}_{n+1}^{k-1}(\lambda) = \sum_{j=0}^{k-1} \left[\frac{(n-k-1+2j)!!}{(n-k-1)!!} \lambda^{k-j} J_{n+1+j}(\lambda) \right] + \frac{(n+k-1)!!}{(n-k-1)!!} \mathcal{I}_{n+k}^0(\lambda) . \quad (98)$$

Thus, using the tilde limit, the sum in Eq. (98) disappears because each term is of the form $\mathcal{O}_j(\lambda)$ when $\lambda \rightarrow +\infty$. The term proportional to $\mathcal{I}_{n+k}^0(\lambda)$ is trivial since the standard integral $\int_0^{+\infty} J_n(\lambda) d\lambda = 1 \ \forall n \geq 0$ is well defined and is finite. Accordingly,

$$\int_0^{+\infty} \lambda^k J_n(\lambda) d\lambda = \frac{(n+k-1)!!}{(n-k-1)!!} \quad \text{for } 0 \leq k \leq n . \quad (99)$$

Following the same reasoning, the general expressions depending on the values of the integers k and n are

$$\int_0^{+\infty} \underline{\mathcal{I}}^k J_n(\underline{\mathcal{I}}) d\underline{\mathcal{I}} = \begin{cases} (n+k-1)!!/(n-k-1)!! , & \text{if } 0 \leq k \leq n, \\ (-1)^{(k-n)/2} (n+k-1)!!/(n-k-1)!! , & \text{if } k-n > 0 \text{ is even,} \\ 0, & \text{if } k-n > 0 \text{ is odd.} \end{cases} \quad (100)$$

Returning to the computation of $\psi^{\ell \rightarrow \infty}$, the evaluation of the integral in Eq. (91) is done by replacing the standard by a tilde integral. The first term $\mathcal{O}(L^{-3})$ is obvious and gives

$$\psi_{\text{OL3}} = r_p \int_{0^-}^{+\infty} \frac{\kappa}{r_p} J_0(\underline{\mathcal{I}}) d\underline{\mathcal{I}} = \kappa . \quad (101)$$

The term $\mathcal{O}(L^{-4})$ is written as

$$\psi_{\text{OL4}}^{\pm} = \int_{0^-}^{+\infty} \frac{\kappa}{4} \left[\pm 8\delta(\underline{\omega}^{\pm}) J_0(\underline{\mathcal{I}}) - \nu_1 f(r_p)^{1/2} \dot{r}_p^* \dot{s} \underline{\mathcal{I}}^2 J_1(\underline{\mathcal{I}}) - 2\ddot{s} \underline{\mathcal{I}}^2 J_1(\underline{\mathcal{I}}) - 4f(r_p) \dot{r}_p^* \underline{\mathcal{I}} J_2(\underline{\mathcal{I}}) \right] d\underline{\mathcal{I}} , \quad (102)$$

with $\delta(\underline{\omega}^{\pm}) = \delta(\underline{\mathcal{I}}) |d\underline{\omega}^{\pm}/d\underline{\mathcal{I}}|^{-1} = |f\dot{\omega}_{\mp}| \delta(\underline{\mathcal{I}})$, the second equality is found by using the normalisation condition. Applying Eqs. (100), the integral is simplified and can be computed

$$\begin{aligned} \psi_{\text{OL4}}^{\pm} &= \pm 2\kappa \int_{0^-}^{+\infty} |f\dot{\omega}_{\mp}| \delta(\underline{\mathcal{I}}) J_0(\underline{\mathcal{I}}) d\underline{\mathcal{I}} - \kappa f(r_p) \dot{r}_p^* \int_{0^-}^{+\infty} \underline{\mathcal{I}} J_2(\underline{\mathcal{I}}) d\underline{\mathcal{I}} = \pm 2\kappa |f\dot{\omega}_{\mp}|_{\tau=0} J_0(0) - \kappa f \dot{r}_p^* \frac{2!!}{0!!} \\ &= -2\kappa f \left[\dot{r}_p^* \mp \dot{\omega}_{\mp} \right] = \pm 2\kappa f \dot{t} = \pm 2\kappa \mathcal{E} . \end{aligned} \quad (103)$$

Finally, we obtain the formulation of ψ^{\pm} on the world line for large modes $\ell \rightarrow \infty$

$$\psi^{\pm \ell \rightarrow \infty} = \kappa \left[L^{-3} \pm 2\mathcal{E} L^{-4} + \mathcal{O}(L^{-5}) \right] . \quad (104)$$

Then, by derivation of the Green function, we get for $\partial_r \psi^{\pm \ell \rightarrow \infty}$

$$\partial_r \psi^{\pm \ell \rightarrow \infty} = \frac{\kappa}{r_p} f(r_p)^{-1} \left[\mp \mathcal{E} L^{-2} - \frac{3}{2} \mathcal{E}^2 L^{-3} \pm \left(\frac{6M}{r_p} - \frac{9}{4} \right) \mathcal{E} L^{-4} + \mathcal{O}(L^{-5}) \right]. \quad (105)$$

The next derivatives of ψ^\pm are given by

$$\partial_r \psi^\pm = \frac{\kappa}{r_p} f(r_p)^{-1} \left[\mp \mathcal{E} L^{-2} - \frac{3}{2} \mathcal{E}^2 L^{-3} \pm \left(\frac{6M}{r_p} - \frac{9}{4} \right) \mathcal{E} L^{-4} + \mathcal{O}(L^{-5}) \right], \quad (106a)$$

$$\partial_r^2 \psi^\pm = \frac{\kappa}{r_p^2} f(r_p)^{-2} \left[\mathcal{E}^2 L^{-1} \pm \left(2 - \frac{3M}{r_p} \right) \mathcal{E} L^{-2} + \mathcal{O}(L^{-3}) \right], \quad (106b)$$

$$\partial_r^3 \psi^\pm = \frac{\kappa}{r_p^3} f(r_p)^{-3} \left\{ \mp \mathcal{E}^3 + \mathcal{E}^2 \left[\frac{5}{2} \mathcal{E}^2 + \frac{9M}{r_p} - 6 \right] L^{-1} \mp 3\mathcal{E} \left[\frac{7M}{r_p} \left(\frac{M}{r_p} - 1 \right) + 2 \right] L^{-2} + \mathcal{O}(L^{-3}) \right\}, \quad (106c)$$

$$\partial_t \psi^\pm = \frac{\kappa}{r_p} \left[\pm \dot{r}_p L^{-2} + \frac{3}{2} \mathcal{E} \dot{r}_p L^{-3} \mp \left(\frac{6M}{r_p} - \frac{9}{4} \right) \dot{r}_p L^{-4} + \mathcal{O}(L^{-5}) \right], \quad (106d)$$

$$\partial_t^2 \psi^\pm = \frac{\kappa}{r_p^2} \left[(\mathcal{E}^2 - f(r_p)) L^{-1} \mp \frac{\mathcal{E}}{2r_p} L^{-2} + \mathcal{O}(L^{-3}) \right], \quad (106e)$$

$$\partial_t^3 \psi^\pm = \frac{\kappa}{r_p^3 f(r_p)} \left\{ \mp \mathcal{E} (\mathcal{E}^2 - f(r_p)) + \frac{\mathcal{E}^2 \dot{r}_p}{2r_p} \left[16M + 5r_p (\mathcal{E}^2 - 1) \right] L^{-1} \pm \frac{\mathcal{E} \dot{r}_p}{r_p^2} (3M^2 - 2Mr_p) L^{-2} + \mathcal{O}(L^{-3}) \right\}, \quad (106f)$$

$$\partial_r \partial_t \psi^\pm = \frac{\kappa}{r_p^2 f(r_p)} \left[-\mathcal{E} \dot{r}_p L^{-1} \pm \left(\frac{3M}{r_p} - 1 \right) \dot{r}_p L^{-2} + \mathcal{O}(L^{-3}) \right], \quad (106g)$$

$$\begin{aligned} \partial_r \partial_t^2 \psi^\pm &= \frac{\kappa}{r_p^3 f(r_p)} \left\{ \mp \mathcal{E} (\mathcal{E}^2 - f(r_p)) + \frac{1}{2r_p^2} \left[(5\mathcal{E}^4 - 9\mathcal{E}^2 + 4) r_p^2 + (24M\mathcal{E}^2 - 20M) r_p + 6 \right] L^{-1} \right. \\ &\quad \left. \pm \frac{\mathcal{E}}{r_p^2} (Mr_p - 3M^2) L^{-2} + \mathcal{O}(L^{-3}) \right\}, \end{aligned} \quad (106h)$$

$$\partial_r^2 \partial_t \psi^\pm = \frac{\kappa}{r_p^3} f(r_p)^{-2} \left\{ \pm \mathcal{E}^2 \dot{r}_p - \mathcal{E} \dot{r}_p \left[\frac{5}{2} \mathcal{E}^2 + \frac{9M}{r_p} - 4 \right] L^{-1} \pm \dot{r}_p \left[\frac{3M}{r_p} \left(\frac{5M}{r_p} - 4 \right) + 2 \right] L^{-2} + \mathcal{O}(L^{-3}) \right\}, \quad (106i)$$

and the asymptotic behaviour of the metric perturbation functions with respect to ℓ are given by

$$H_1 = -\kappa \left[\frac{\mathcal{E}^2 \dot{r}_p}{r_p f(r_p)^2} L^{-1} + \mathcal{O}(L^{-2}) \right], \quad (107)$$

$$\partial_t H_1^\pm = \frac{\kappa}{r_p^2 f(r_p)} \left\{ \mp \mathcal{E} (\mathcal{E}^2 - f(r_p)) + \frac{\kappa}{2r_p^2} \left[(5\mathcal{E}^4 - 7\mathcal{E}^2 + 2) r_p^2 + (18M\mathcal{E}^2 - 10M) r_p + 12M^2 \right] L^{-1} + \mathcal{O}(L^{-2}) \right\}, \quad (108)$$

$$\partial_r H_1^\pm = \frac{\kappa}{r_p^2 f(r_p)^3} \left\{ \mp \dot{r}_p \mathcal{E}^3 - \frac{\kappa \mathcal{E}^2 \dot{r}_p}{2r_p^2 f(r_p)} \left[(5\mathcal{E}^2 - 4) r_p^2 + (8 - 5\mathcal{E}^2) 2Mr_p - 16M^2 \right] L^{-1} + \mathcal{O}(L^{-2}) \right\}, \quad (109)$$

$$H_2 = \kappa \left[\frac{1}{2r_p f(r_p)} (2\mathcal{E}^2 - f(r_p)) L^{-1} + \mathcal{O}(L^{-2}) \right], \quad (110)$$

$$\partial_t H_2^\pm = \frac{\kappa}{2r_p^2 f(r_p)^2} \left\{ \pm \mathcal{E} \dot{r}_p (2\mathcal{E}^2 - f(r_p)) - \frac{\mathcal{E}^2 \dot{r}_p}{2r_p f(r_p)} \left[(10\mathcal{E}^2 - 9) r_p + 26M \right] L^{-1} + \mathcal{O}(L^{-2}) \right\}, \quad (111)$$

$$\partial_r H_2^\pm = \frac{\kappa}{2r_p^2 f(r_p)^2} \left\{ \mp \mathcal{E} (2\mathcal{E}^2 - f(r_p)) + \frac{1}{2r_p^2 f(r_p)} \left[(10\mathcal{E}^4 - 13\mathcal{E}^2 + 2) r_p^2 + (26M\mathcal{E}^2 - 4) 2Mr_p + 8M^2 \right] L^{-1} + \mathcal{O}(L^{-2}) \right\}. \quad (112)$$

Equations (107,110) confirm that also for $\ell \rightarrow \infty$, the perturbations are continuous at the position of the particle, see Sect. IV. The perturbations K , although not used in the computation of the SF for the radial fall

$$K^\pm = \kappa \left[\frac{1}{2r_p} L^{-1} + \mathcal{O}(L^{-2}) \right] , \quad (113)$$

$$\partial_t K = \frac{\kappa \dot{r}_p}{2f(r_p)r_p^2} \left[\pm \mathcal{E} - \frac{\mathcal{E}^2}{2} L^{-1} + \mathcal{O}(L^{-2}) \right] , \quad (114)$$

$$\partial_r K^\pm = \frac{\kappa}{2f(r_p)r_p^2} \left[\mp \mathcal{E} \left(\frac{\mathcal{E}^2}{2} - f \right) L^{-1} + \mathcal{O}(L^{-2}) \right] , \quad (115)$$

$$\partial_{tr} K^\pm = \frac{\kappa \dot{r}_p}{2f(r_p)^2 r_p^3} \left\{ -\mathcal{E}^2 L \pm \mathcal{E} \left[5M - 2r_p \mathcal{E} (1 - \mathcal{E}) \right] - \frac{\mathcal{E}^2}{2f r_p} (17M + 4r_p \mathcal{E}^2 - 11r_p) L^{-1} + \mathcal{O}(L^{-2}) \right\} . \quad (116)$$

We recall the relation between the $h_{\alpha\beta}^{\text{ret}}$ modes and the perturbation functions H_1^ℓ and H_2^ℓ

$$h_{\alpha\beta}^{\text{ret}\ell} = \begin{pmatrix} f H_2^\ell & H_1^\ell \\ H_1^\ell & f^{-1} H_2^\ell \end{pmatrix} \sqrt{\frac{2\ell+1}{4\pi}} . \quad (117)$$

By putting Eqs. (107-112) in the expression of the retarded SF, Eq. (3), we get

$$F_{\text{ret}}^{\alpha\ell} = -\frac{m_0}{2f} \left[f_0^\alpha \left(\frac{\partial H_2^\ell}{\partial t} - \frac{df}{dr} H_1^\ell \right) + f_1^\alpha \left(\frac{\partial H_1^\ell}{\partial t} - \frac{df}{dr} H_2^\ell \right) + f_2^\alpha \frac{\partial H_2^\ell}{\partial r} + f_3^\alpha \frac{\partial H_1^\ell}{\partial r} \right] Y^{\ell 0} . \quad (118)$$

Recalling now the definition of the ℓ independent regularisation parameters

$$\lim_{x \rightarrow x_p} F_{\text{sing}\pm}^{\alpha\ell} = F_{\text{ret}\pm}^{\alpha\ell \rightarrow \infty}(r_p) = A_\pm^\alpha L + B^\alpha + C^\alpha L^{-1} + \mathcal{O}(L^{-2}) , \quad (119)$$

we obtain their explicit expression by equating each L power of the right and left-hand sides of Eq.(119). The regularisation parameters for a radial geodesic in an SD black-hole in the RW gauge are given by

$$\begin{aligned} A_\pm^r &= \mp \frac{m_0^2}{r_p^2} \mathcal{E} , & A_\pm^t &= \mp \frac{m_0^2 \dot{r}_p^2}{r_p^2 f(r_p)} , \\ B^r &= -\frac{m_0^2}{2r_p^2} \mathcal{E}^2 , & B^t &= -\frac{m_0^2 \dot{r}_p}{2r_p^2 f(r_p)} \mathcal{E} , & C^\alpha &= 0 . \end{aligned} \quad (120)$$

where $\dot{t} = \mathcal{E}/f(r_p)$ and $\dot{r}_p = \sqrt{\mathcal{E}^2 - f(r_p)}$. The parameters are to be put into Eq.(9), noting that $D^\alpha = 0$ [13, 51].

C. Non-radiative modes

In absence of a wave-equation for the non-radiative modes $\ell = 0, 1$, it is necessary to identify an alternative way for evaluating their contribution. Incidentally, the contributions of the radiative and non-radiative modes, though they refer to different gauges have been summed in previous literature [13].

1. Zerilli gauge

Zerilli [10] showed that the monopole $\ell = 0$ expresses a variation of the mass parameter, while in radial fall the dipole $\ell = 1$ is associated to the shift of the centre of mass and it may vanish with a proper gauge transformation,

see also Detweiler and Poisson [56]. For the $\ell = 0$ mode, it is possible to obtain an analytic solution for $F_{\text{ret}}^{\alpha\ell=0}$. With the gauge transformation $x^\alpha \rightarrow x^\alpha + \xi_{\ell=0}^\alpha$, we get

$$\xi_{\ell=0}^\alpha = \left(M_0(t, r), M_1(t, r), 0, 0 \right) Y^{00} . \quad (121)$$

The perturbations transform as

$$h_{\alpha\beta}^{(G')} \rightarrow h_{\alpha\beta}^{(G)} + \nabla_\alpha \xi_{\beta}^{\ell=0} + \nabla_\beta \xi_{\alpha}^{\ell=0} , \quad (122)$$

and thus the components are related to the new gauge (G') by, see Gleiser *et al.* [57]

$$H_0^{\ell=0(G')} = H_0^{\ell=0(G)} + 2 \frac{\partial}{\partial t} M_0^{(G \rightarrow G')} + \frac{2M}{r^2 f} M_1^{(G \rightarrow G')} , \quad (123)$$

$$H_1^{\ell=0(G')} = H_1^{\ell=0(G)} - f^{-1} \frac{\partial}{\partial t} M_1^{(G \rightarrow G')} + f \frac{\partial}{\partial r} M_1^{(G \rightarrow G')} , \quad (124)$$

$$H_2^{\ell=0(G')} = H_2^{\ell=0(G)} - 2 \frac{\partial}{\partial r} M_1^{(G \rightarrow G')} + \frac{2M}{r^2 f} M_1^{(G \rightarrow G')} , \quad (125)$$

$$K^{\ell=0(G')} = H^{\ell=0(G)} - \frac{2}{r} M_1^{(G \rightarrow G')} . \quad (126)$$

The Zerilli (Z) gauge [10] implies that the two degrees of gauge freedom M_0 and M_1 must render $H_1^{\ell=0(Z)} = K^{\ell=0(Z)} = 0$.

$$F_{\text{ret}}^{t\ell=0} = \frac{m_0}{4f^2} \left[2f' f^2 \dot{r}_p \dot{t}_p^3 \left(H_2^{\ell=0(Z)} + H_0^{\ell=0(Z)} \right) - \left(f^3 \dot{t}_p^4 + f \dot{r}_p^2 \dot{t}_p^2 - f^2 \dot{t}_p^2 + \dot{r}_p^2 \right) \frac{\partial}{\partial t} H_0^{\ell=0(Z)} - f \dot{r}_p \dot{t}_p \left(f^2 \dot{t}_p^2 + \dot{r}_p^2 - 2f \right) \frac{\partial}{\partial r} H_0^{\ell=0(Z)} \right] , \quad (127)$$

$$F_{\text{ret}}^{r\ell=0} = \frac{m_0}{4f} \left[2f' f (\dot{r}_p^2 + f) \dot{t}_p^2 \left(H_2^{\ell=0(Z)} + H_0^{\ell=0(Z)} \right) - \left(f^2 \dot{r}_p^2 \dot{t}_p^2 - f^3 \dot{t}_p^2 + \dot{r}_p^4 + f \dot{r}_p^2 \right) \frac{\partial}{\partial r} H_0^{\ell=0(Z)} - \dot{r}_p \dot{t}_p \left(f^2 \dot{t}_p^2 + \dot{r}_p^2 + 2f \right) \frac{\partial}{\partial t} H_0^{\ell=0(Z)} \right] , \quad (128)$$

where

$$H_2^{\ell=0(Z)} = 8\pi m_0 \mathcal{E} \frac{1}{rf} Y^{00*}(0, 0) \mathcal{H}(r - r_p) , \quad (129)$$

$$H_0^{\ell=0(Z)} = 8\pi m_0 \mathcal{E} \left[\frac{1}{rf} - \frac{1}{r_p f(r_p)} - \frac{1}{r_p f(r_p)^3} (\dot{r}_p)^2 \right] Y^{00*}(0, 0) \mathcal{H}(r - r_p) . \quad (130)$$

As noted in [13], the Z gauge leads to a pathological behaviour of $F_{\text{self}}^{\alpha\ell=0}$ approaching the horizon, see Fig. (8). It is however possible to define another gauge condition.

2. The R gauge

We thus made an other gauge choice, baptised as R. The two degrees of gauge freedom M_0 and M_1 may be chosen such that $H_0^{\ell=0(R)} = H_1^{\ell=0(R)} = H_2^{\ell=0(R)} = H^{\ell=0(R)}$ and $K^{\ell=0(R)} = 0$. The obtained monopole solution for the retarded force and the self-acceleration (SA) are now compliant with the behaviour of $\ell \geq 2$ modes, see Figs. (8, 14).

$$F_{\text{ret}}^{t\ell=0} = - \frac{m_0}{2f^2} \left(f \dot{t}_p + \dot{r}_p \right) \left[\left(f^2 \dot{t}_p^3 + f \dot{r}_p \dot{t}_p^2 - f \dot{t}_p + \dot{r}_p \right) \frac{\partial}{\partial t} H^{\ell=0(R)} + f \dot{r}_p \left(f \dot{t}_p^2 + \dot{r}_p \dot{t}_p - 2 \right) \frac{\partial}{\partial r} H^{\ell=0(R)} - f' \left(f^2 \dot{t}_p^3 + f \dot{r}_p \dot{t}_p^2 - f \dot{t}_p + \dot{r}_p \right) H^{\ell=0(R)} \right] , \quad (131)$$

$$F_{\text{ret}}^{r\ell=0} = -\frac{m_0}{2f} \left(f\dot{t}_p + \dot{r}_p \right) \left[\dot{t}_p (f\dot{r}_p\dot{t}_p + \dot{r}_p^2 + 2f) \frac{\partial}{\partial t} H^{\ell=0(R)} + (f\dot{r}_p^2\dot{t}_p - f^2\dot{t}_p + \dot{r}_p^3 + f\dot{r}_p) \frac{\partial}{\partial r} H^{\ell=0(R)} - f'\dot{t}_p (f\dot{r}_p\dot{t}_p + \dot{r}_p^2 + 2f) H^{\ell=0(R)} \right], \quad (132)$$

with

$$H^{\ell=0(R)} = 8\pi m_0 \mathcal{E} \frac{1}{rf} Y^{*00}(0,0) \mathcal{H}(r - r_p(t)). \quad (133)$$

III. NUMERICAL APPROACH, PERFORMANCE AND CODE VALIDATION

A. Computation of the perturbations, and the gravitational SF

We can test the robustness and validity of our code by comparing the numerical results to the outcomes of Eqs. (104-106,107-112), knowing the analytic asymptotic behaviour for large ℓ . For the evaluation of the fields on the worldline, we use an interpolation method described in App. B.

Figure (5) shows the quantities (the wave-function and its derivatives up to third order, H_1^ℓ and H_2^ℓ and their first derivatives) that the code is able to extract at the position of the particle during its fall from an initial rest position at $r_0/2M = 20$. Each quantity is given for $2 \leq \ell \leq 20$. We plot in black the asymptotic behaviour given by Eqs. (104-106,107-112). The dashed curves are related to the side $r \rightarrow r_p^-$ (superscript "-") and the solid curves to $r \rightarrow r_p^+$ (superscript "+"). The values are in SI units of $2M/m_0\kappa^{-1}$.

In Fig. (6), we check the asymptotic behaviour of the modes with ℓ . We observe example, at fixed r_p , $H_{1,2}^{\ell \rightarrow \infty} \propto \kappa L^{-1}$. The straight line formed by the points $\log_{10} |H_{1,2}|$ in terms of L has a slope -1 .

Figure (7) displays the perturbation functions of the retarded field for a fall from $r_0/2M = 15$ for $2 \leq \ell \leq 20$. For the modes $\ell > 8$, the behaviour tends to $H_{1,2}^{\ell \rightarrow \infty}$ as expressed by Eqs. (107,110). The divergent feature of the series is due to the infinite sum of finite contributions. The standard theorem by Courant [58] states that on the 2-sphere of constant t and r , a function must be at least \mathcal{C}^2 for the uniform and absolute convergence of its expansion in spherical harmonics. This condition is clearly not satisfied in the case of the radial perturbation tensor which is \mathcal{C}^0 .

For the computation of the retarded force mode by mode, we use Eq. (118). The latter may provide also $F_{\text{ret}\pm}^{\alpha\ell}$, where the \pm sign indicates one of the particle worldline sides. Since the ℓ -modes of the retarded field $h_{\alpha\beta}^{\text{ret}\ell}$ are continuous at the position of the particle in the RW gauge, their derivatives have a jump and that is why the sign \pm is needed. Indeed, the value of $F_{\text{ret}\pm}^{\alpha\ell}(t, r_p)$ depends on the direction in which the derivatives are taken through the limit $r \rightarrow r_p(t)$. In the following, we will consider the average of each mode only

$$F_{\text{ret}}^{\alpha\ell} = \frac{1}{2} \left(F_{\text{ret}+}^{\alpha\ell} + F_{\text{ret}-}^{\alpha\ell} \right). \quad (134)$$

Figure (8) shows the eight first modes of the retarded force both for r and t components as a function of the particle position $r_p(t)$ for a fall from $r_0/2M = 15$. For the $\ell = 0$ mode, two curves are plotted for the Z and R gauges. The former shows a divergent behaviour as expected. The black solid line refers to the parameter B^α which describes the asymptotic form of $F_{\text{ret}}^{\alpha\ell}$ when $\ell \rightarrow \infty$, since because $A_+^\alpha = -A_-^\alpha$, Eq. (120). The divergent feature of the series appears again due to the infinite sum of finite modal contributions. The modes tend to B^α when $\ell \rightarrow \infty$.

The value of the SF does not depend on the sign " \pm " shown in Eq. (118). Thus, the average $F_{\text{ret}\pm}^{\alpha\ell}$ is taken for regularisation. Given Eq. (134), and considering the regularisation parameters obtained, Eq. (120), we have

$$F_{\text{self}}^\alpha = \sum_{\ell=0}^{\infty} \left[F_{\text{ret}}^{\alpha\ell} - B^\alpha \right], \quad (135)$$

where the superscript (G) of Eq. (9), in our case (RW), has been removed. This expression ensures the L^{-2} convergence, Fig. (9).

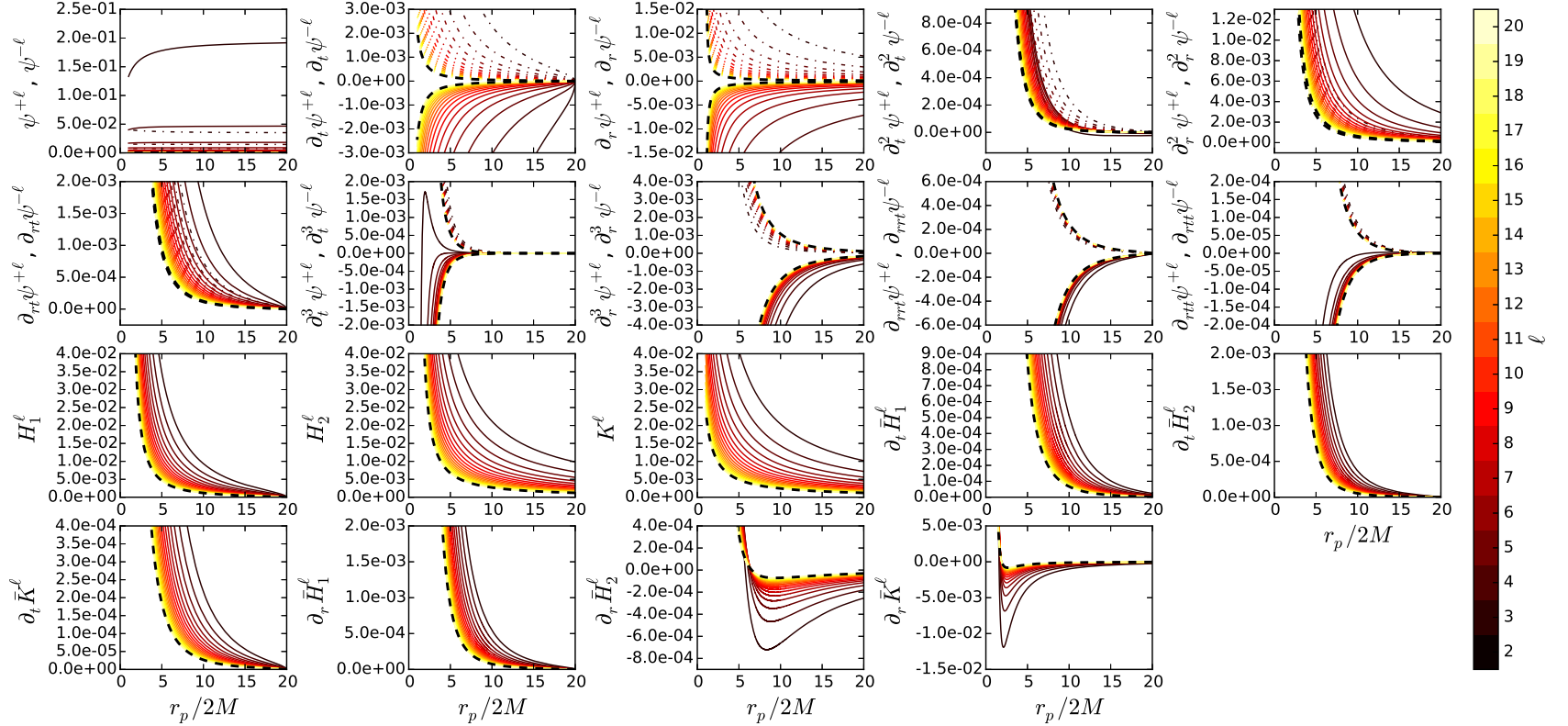


FIG. 5: Radial fall of a particle at rest from $r_0/2M = 20$. The wave-function and its derivatives up to third order, H_1^ℓ and H_2^ℓ and their first derivatives are shown at the position of the particle. Each quantity is given for $2 \leq \ell \leq 20$ (colour palette). We plot in black the asymptotic behaviour given by Eqs. (104-106,107-112). The dashed curves are related to $r \rightarrow r_p^-$ (superscript "-") and the solid curves to the part $r \rightarrow r_p^+$ (superscript "+"). The values are in SI units of $2M/m_0\kappa^{-1}$.

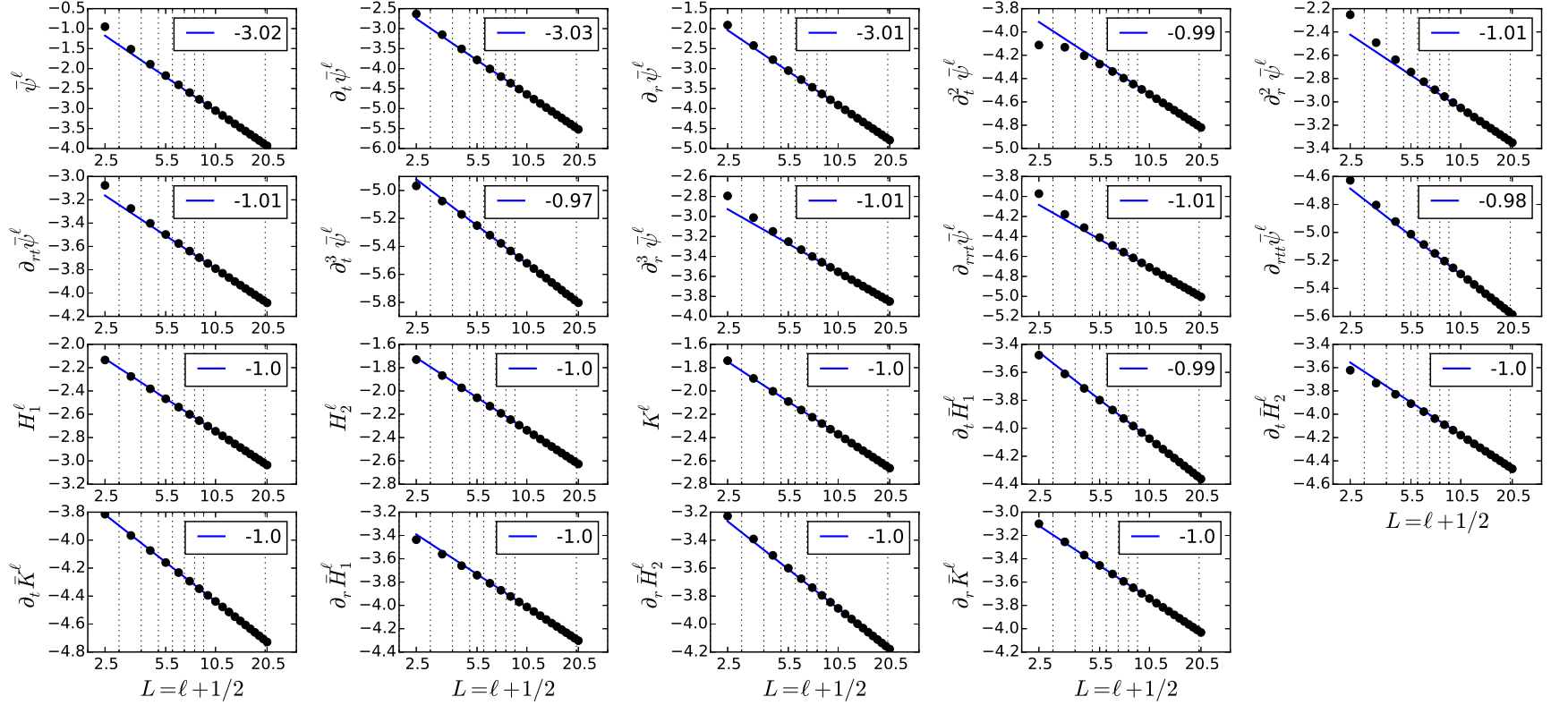


FIG. 6: Radial fall of a particle at rest from $r_0/2M = 20$. The quantities displayed in Fig. (5) are shown *vis á vis* the L mode for $r_p/2M \approx 10$. On the vertical axis, the \log_{10} of the averaged quantities in $2M/m_0\kappa^{-1}$ units; the average of $\psi^{\ell\pm}$ provides $\bar{\psi}^\ell(r_p) = 1/2 [\psi^{\ell+}(r_p) + \psi^{\ell-}(r_p)]$. The slope of each straight line corresponds to the leading order in Eqs. (104-106,107-112). The agreement is found for different r_p values.

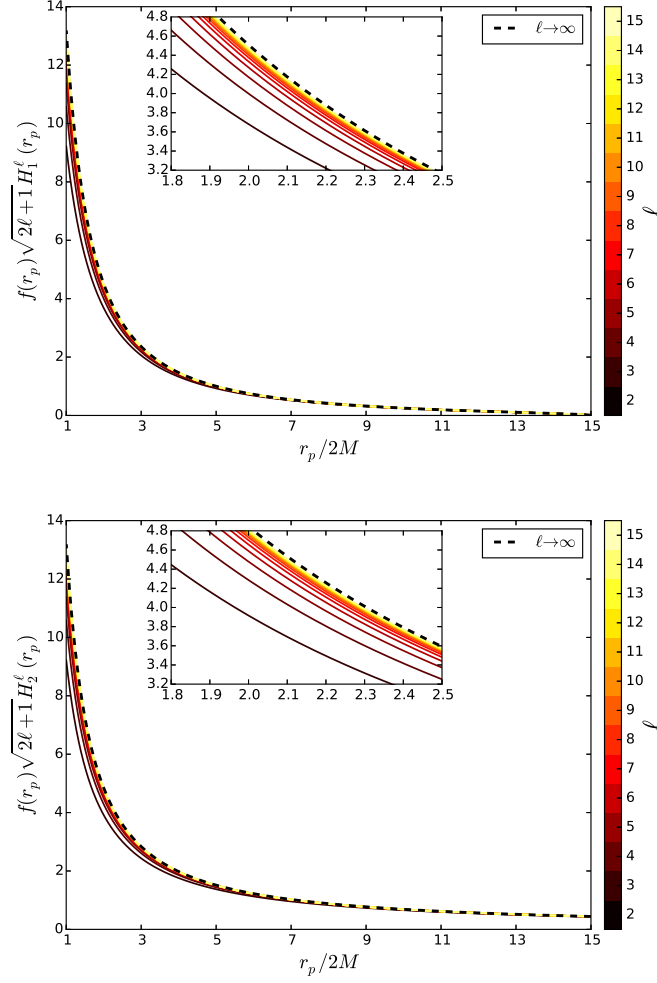


FIG. 7: Radial fall of a particle at rest from $r_0/2M = 15$. The perturbation functions H_1^ℓ (upper panel) and H_2^ℓ (lower panel) are computed at the particle position $r_p(t)$ for the modes $2 \leq \ell \leq 20$ (colour palette). The asymptotic behaviour of $H_1^{\ell \rightarrow \infty}$ and $H_2^{\ell \rightarrow \infty}$, Eqs. (107,110) traced in black, is confirmed.

We fix a value $\ell = \ell_{\max}$ corresponding to an acceptable threshold error. The contribution of higher modes than ℓ_{\max} is computed analytically using the asymptotic behaviour with respect to L , Eqs. (137,138)

$$F_{\text{self}}^\alpha = F_{\text{self}}^{\alpha \ell=0} + \underbrace{\sum_{\ell=2}^{\ell_{\max}} F_{\text{self}}^{\alpha \ell}}_{\text{numerical}} + \underbrace{\sum_{\ell=\ell_{\max}+1}^{\infty} F_{\text{self}}^{\alpha \ell \rightarrow \infty}}_{\text{analytic}}. \quad (136)$$

Figure (10) shows the SF computed from the modes of the retarded force plotted in Fig. (8), for $\ell_{\max} = 8$. The case corresponds to $r_0/2M = 15$ but the general behaviour of the components of the SF remains the same regardless the value of r_0 . Indeed, the radial component is always oriented toward the black hole which suggests a positive work of the force during the fall (attractive nature) and therefore the energy \mathcal{E} parameter increases [26].

Figure (10) can be compared to Fig. (3) of [13]: qualitatively the behaviour F_{self}^α is consistent but unlike [13] our curves do not suffer of the non-physical oscillations that pollute the first stages of the fall. We use a symmetric trajectory (m is thrown up vertically) to overcome this problem, which makes the first stage of the fall exploitable for our analysis, Sect. III B.

The attractive nature of the SF in RW, H and all smoothly related gauges is compliant with the findings by Barack and Lousto in [13], but at odds with those by Lousto alone in [25, 60], where the SF is repulsive for some modes and attractive for others. This is largely discussed in [26].

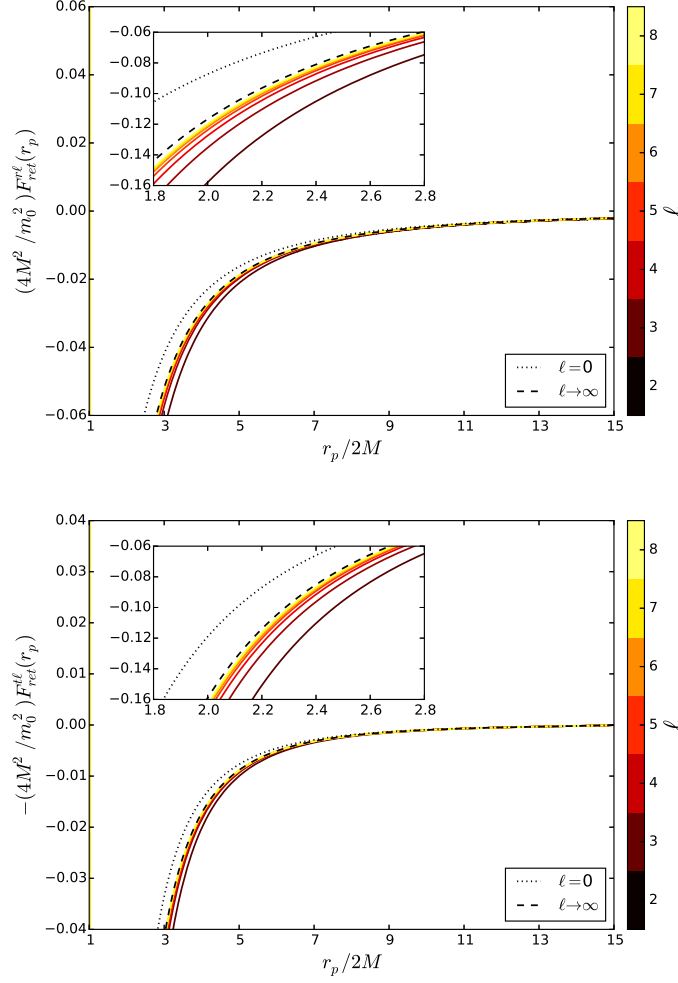


FIG. 8: Radial fall of a particle at rest from $r_0/2M = 15$. The average retarded force $F_{\text{ret}}^{\alpha\ell}$ is computed at the particle position $r_p(t)$ for the modes $2 \leq \ell \leq 20$ (colour palette). The asymptotic behaviour of $F_{\text{ret}}^{\alpha\ell \rightarrow \infty} = B^\alpha$, Eq. (120) traced in black, is confirmed. The mode $\ell = 0$ for the Z and R gauges is shown by the dot-dash and dash lines, respectively. For the former, we note the divergent behaviour at the horizon.

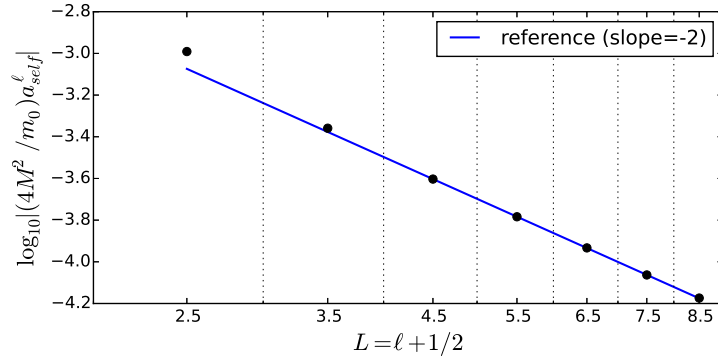


FIG. 9: Speed of the convergence of the series $a_{\text{self}} = \sum_{\ell} a_{\text{ret}}^{\ell} - B_a$.

The modes beyond ℓ_{max} are approached analytically by the quantity $F_{\text{self}}^{\alpha\ell \rightarrow \infty}$ which corresponds to the contribution

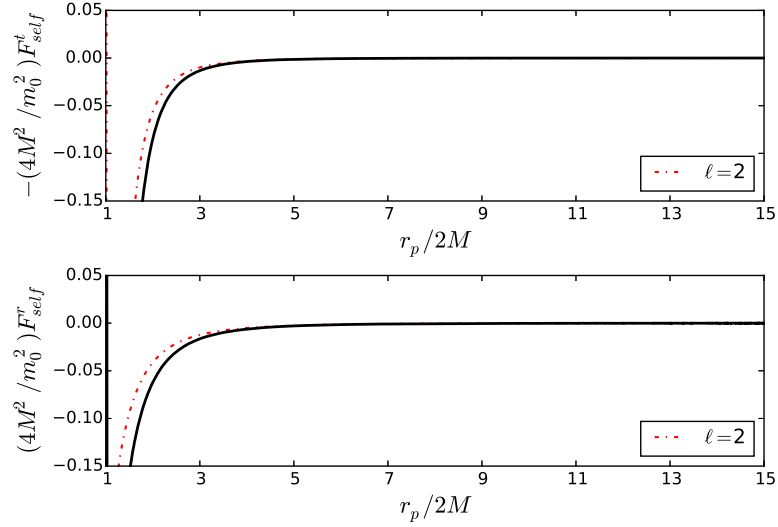


FIG. 10: Radial fall of a particle at rest from $r_0/2M = 15$. After the regularisation, Fig. (8), the modes are summed together with the $\ell = 0$ mode and the analytic contribution of the $\ell > 8$ modes. The curves in black represent the SF, Eq. (136), for the time F_{self}^t (upper curve) and radial F_{self}^r (lower curve) components. For comparison, the quadrupole mode is also traced (red curve), thereby showing the relevance of the modes $\ell > 2$ for the SF computation.

$\mathcal{O}(L^{-2})$ contained in Eq. (119). This term is computed by following the procedure in Sect. IIB but keeping the higher order of development of the Green function. We obtain

$$F_{\text{self}}^{t\ell \rightarrow \infty} = \frac{15}{16} \frac{m_0^2 \mathcal{E}}{r_p^2 f(r_p)} \dot{r}_p \left(2r_p \ddot{r}_p - \dot{r}_p^2 \right) L^{-2} + \mathcal{O}(L^{-4}) , \quad (137)$$

$$F_{\text{self}}^{r\ell \rightarrow \infty} = -\frac{15}{16} \frac{m_0^2 \mathcal{E}^2}{r_p^2} \left(\mathcal{E}^2 + \frac{4M}{r_p} - 1 \right) L^{-2} + \mathcal{O}(L^{-4}) , \quad (138)$$

where ‘ \circ ’ is a full derivation operator with respect to coordinate time. The derivation of Eqs. (137,138) is obtained with a similar computation appeared in Sect. IIB, but for a higher order. This is the first independent confirmation of Eqs. (6a,6b) in [13], for which derivation the reader was reminded to an accompanying paper, that finally was never published.

B. Initial conditions

The Brill-Lindquist [59] initial conditions generate quasi-normal modes and induce non-physical oscillations that pollute the first stage as shown in Figs. (11a,11c) and in [13]. We circumvent the nuisance by adopting a symmetric trajectory (m_0 is thrown up vertically) and consider only the portion for which $\dot{r}_p \leq 0$, Figs. (11b,11d).

C. Sensitivity to ℓ_{max}

The truncation of the series in Eq. (171) depends on ℓ_{max} , that is the highest mode to be computed numerically. Obviously, the larger is ℓ_{max} , and more a_{self} tends to its exact value, Fig. (12). However, to avoid the burden of an heavy numerical computation or conversely a large error on a_{self} , we pick ℓ_{max} such that its contribution to the truncated series is less than 0.1%. This contribution is quantified by the term $\Delta \|a_{\text{self}}\|_{L^1}^{\ell_{\text{max}}}$ corresponding to the relative error between the L^1 -norm of the truncated series at $\ell_{\text{max}} - 1$ and the truncated series at ℓ_{max}

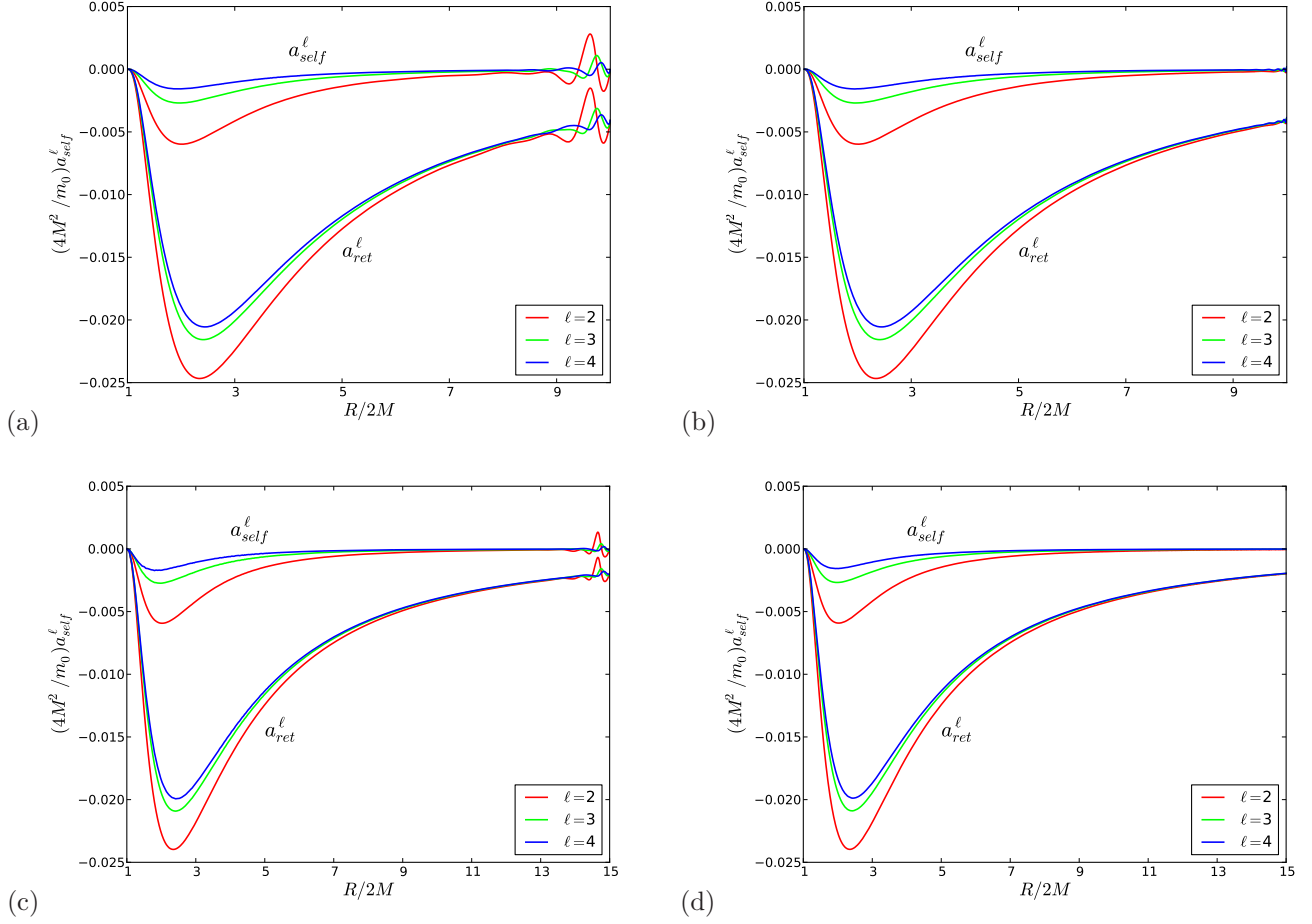


FIG. 11: The Brill-Lindquist [59] initial conditions imposed at $r = r_0$ induce non-physical oscillations polluting the first stage of the fall. This corresponds to the graphs (a) and (c), respectively associated to a fall from $r_0/2M = 10$ and $r_0/2M = 15$. In order to exploit the first stage of the fall, we use symmetric trajectories (m is thrown up vertically) and then consider only the portion of the data corresponding to the fall into the black hole (the non-physical oscillations of the upward part vanish at infinity). This scenario is displayed in the graphs (b) and (d), respectively associated to a fall from $r_0/2M = 10$ and $r_0/2M = 15$.

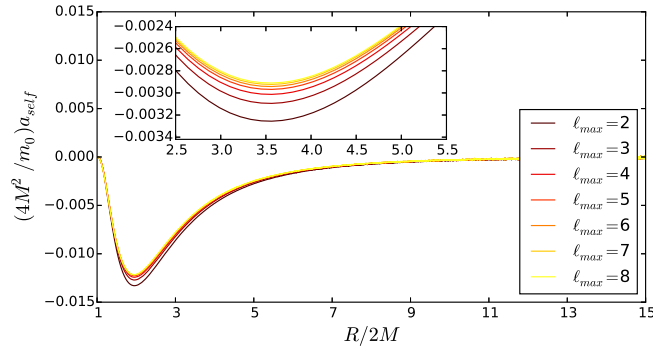


FIG. 12: a_{self} for different values of the truncation parameter ℓ_{max} appearing in the series in Eq. (171).

$$\Delta \|a_{\text{self}}\|_{L^1}^{\ell_{\text{max}}} = \frac{\|a_{\text{self}}\|_{L^1}^{\ell_{\text{max}}-1} - \|a_{\text{self}}\|_{L^1}^{\ell_{\text{max}}}}{\|a_{\text{self}}\|_{L^1}^{\ell_{\text{max}}}}, \quad (139)$$

where the L^1 -norm is given by the integral through the whole history of the particle position R on the background metric

$$\|a_{\text{self}}\|_{L^1}^{\ell_{\text{max}}} = \int |a_{\text{self}}| dR. \quad (140)$$

Table IV gives value of a_{self} with respect to the truncation parameter ℓ_{max} . $\|a_{\text{self}}\|_{L^1}^{\ell_{\text{max}}}$ converges toward a finite value such that the criterion

$$\Delta \|a_{\text{self}}\|_{L^1}^{\ell_{\text{max}}} \leq 0.1\% \quad (141)$$

is satisfied for $\ell_{\text{max}} = 8$.

ℓ_{max}	$\ a_{\text{self}}\ _{L^1}^{\ell_{\text{max}}}$	$\Delta \ a_{\text{self}}\ _{L^1}^{\ell_{\text{max}}}$
2	0.03248	—
3	0.03042	6.8%
4	0.02960	2.7%
5	0.02922	1.3%
6	0.02904	0.6%
7	0.02896	0.2%
8	0.02893	0.1%

TABLE IV: Estimate of ℓ_{max} for a given accuracy.

D. Sensitivity to h

The grid step parameter h must be chosen carefully to reach the desired accuracy without useless extra computation. We follow the same reasoning with ℓ_{max} considering

$$\Delta \|a_{\text{self}}\|_{L^1}^{h_k} = \frac{\|a_{\text{self}}\|_{L^1}^{h_{k-1}} - \|a_{\text{self}}\|_{L^1}^{h_k}}{\|a_{\text{self}}\|_{L^1}^{h_k}}, \quad (142)$$

where $\|a_{\text{self}}\|_{L^1}^{h_k}$ corresponds to self-acceleration computed with $\ell_{\text{max}} = 8$ with an integration step $h/2M = h_k$ such that $h_0 = 0.01$, $h_1 = 0.005$, $h_2 = 0.0025$, $h_3 = 0.001$. It is found that the criterion

$$\Delta \|a_{\text{self}}\|_{L^1}^h \leq 0.1\% \quad (143)$$

is satisfied for $h/2M = 0.001$.

E. Asymptotic ℓ -behaviour

In section II, we observed that the code assured the correct asymptotic behaviour of quantities for large ℓ , Fig. (6). We confirm that the regularisation technique works and the regularisation parameters are computed correctly, through the asymptotic behaviour of the self-quantities (acceleration and force), with respect to L .

Figure (9) exhibits the values of a_{self}^ℓ in terms of L . The slope of the line indicates the rate of the convergence of the series $a_{\text{self}} = \sum_\ell a_{\text{ret}}^\ell - B_a^\alpha$, that is $\mathcal{O}(L^{-2})$. We recall that a_{ret}^ℓ is an average $a_{\text{ret}}^\ell = 1/2(a_{\text{ret}+}^\ell + a_{\text{ret}-}^\ell)$. A good behaviour has been found for several values of $R \in [2M, r_0]$ and of $r_0 \geq 10$. Figure (13) also displays a good exhibit of values for the two components of the SF.

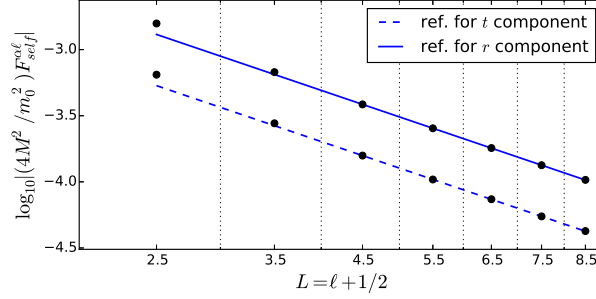


FIG. 13: Speed of convergence of the series $F_{\text{self}}^\alpha = \sum_\ell F_{\text{ret}}^\alpha - B^\alpha$ for both components of the SF t (continuous line) and r (dashed line).

IV. EQUATIONS OF MOTION

The geodesic equation of motion of a test particle in the SD spacetime is

$$u^\alpha \nabla_\beta u^\beta = 0. \quad (144)$$

In radial fall, the angular momentum is zero ($\mathcal{L} = 0$), and without loss of generality, the azimuthal angle is chosen to be null too ($\theta = 0$). In coordinate time the geodesic equation is given by [61]

$$\frac{d^2 r_p}{dt^2} = a_0(r_p, \dot{r}_p) = - \left(\Gamma_{\alpha\beta}^r - \dot{r}_p \Gamma_{\alpha\beta}^t \right) \dot{x}_p^\alpha \dot{x}_p^\beta = - \frac{1}{2} f(r_p) f'(r_p) \left[1 - \frac{3}{f(r_p)^2} \left(\frac{dr_p}{dt} \right)^2 \right] = f(r_p) f'(r_p) \left[1 - \frac{3}{2} \frac{f(r_p)}{\mathcal{E}^2} \right]. \quad (145)$$

Instead, the perturbed motion is seen as an accelerated motion in the background SD spacetime. The worldline $x_p^\alpha(\tau)$ is not geodesic anymore. The equation of motion changes into

$$m_0 u^\alpha \nabla_\beta u^\beta = F_{\text{self}}^\alpha, \quad (146)$$

where $F_{\text{self}}^\alpha \sim \mathcal{O}(m_0/M)$ is the SF computed in the RW gauge. Equation (146) can be rewritten in coordinate time

$$\frac{d^2 r_p}{dt^2} = a_0(r_p, \dot{r}_p) + a_{\text{self}}(r_p, \dot{r}_p). \quad (147)$$

The trajectory $r_p(t)$ does not have the same meaning as in Eq. (145), where it described a geodesic in the background spacetime. The acceleration term a_0 is now taken on the perturbed path r_p , and the velocity is $\dot{r}_p = dr_p/dt$. The a_{self}^ℓ term is

$$a_{\text{self}} = \frac{f(r_p)^2}{m_0 \mathcal{E}^2} \left[F_{\text{self}}^r - \dot{r}_p^2 F_{\text{self}}^t \right]. \quad (148)$$

A. Pragmatic approach

In the pragmatic approach [25, 26, 60, 62], we consider Eq. (147) in its linearised version at first order around the reference geodesic $X^\alpha(\tau)$ which is the solution of

$$\frac{d^2 X^\alpha}{d\tau^2} + \Gamma_{\beta\gamma}^\alpha(X^\alpha) \frac{dX^\beta}{d\tau} \frac{dX^\gamma}{d\tau} = 0, \quad (149)$$

where $\Gamma_{\beta\gamma}^\alpha(X^\alpha)$ is the affine connection associated to the background metric. The perturbed trajectory labelled by the coordinates $x_p^\alpha(\tau) = (t, r_p)$ is the solution of Eq. (146), developed as

$$\frac{d^2 x_p^\alpha}{d\tau^2} + \Gamma_{\beta\gamma}^\alpha(x_p^\alpha) \frac{dx_p^\beta}{d\tau} \frac{dx_p^\gamma}{d\tau} = \frac{F_{\text{self}}^\alpha}{m_0}. \quad (150)$$

It differs from the reference geodesic by $\Delta X^\alpha \propto m_0/M$ such that

$$x_p^\alpha = X^\alpha + \Delta X^\alpha, \quad (151)$$

$$\dot{x}_p^\alpha = \dot{X}^\alpha + \Delta \dot{X}^\alpha, \quad (152)$$

$$\ddot{x}_p^\alpha = \ddot{X}^\alpha + \Delta \ddot{X}^\alpha, \quad (153)$$

having supposed that the perturbed motion remains close to the geodesic. By injecting Eqs. (151-153) into Eq. (150), we have

$$\frac{d^2}{d\tau^2} (X^\alpha + \Delta X^\alpha) + \left(\Gamma_{\beta\gamma}^\alpha + \partial_\delta \Gamma_{\beta\gamma}^\alpha \Delta X^\delta \right) \frac{d}{d\tau} (X^\beta + \Delta X^\beta) \frac{d}{d\tau} (X^\gamma + \Delta X^\gamma) = \frac{F_{\text{self}}^\alpha}{m_0}. \quad (154)$$

For $d/d\tau = (dt/d\tau)d/dt$, and $d^2/d\tau^2 = (d^2t/d\tau^2)d/dt + (dt/d\tau)^2 d^2/dt^2$, Eq. (154) is expanded to first order in coordinate time

$$\frac{d^2 t}{d\tau^2} \left(\frac{d\tau}{dt} \right)^2 (\dot{X}^\alpha + \Delta \dot{X}^\alpha) + \ddot{X}^\alpha + \Delta \ddot{X}^\alpha + \Gamma_{\beta\gamma}^\alpha \dot{X}^\beta \dot{X}^\gamma + 2\dot{X}^\gamma \Gamma_{\beta\gamma}^\alpha \dot{X}^\beta + \Delta X^\delta \partial_\delta \Gamma_{\beta\gamma}^\alpha \dot{X}^\beta \dot{X}^\gamma = \frac{F_{\text{self}}^\alpha}{m_0} \left(\frac{d\tau}{dt} \right)^2. \quad (155)$$

Assuming $\Delta X^\alpha = \sigma^\alpha \Delta R$ with $\sigma^\alpha := (0, 1)$ we find for the time and radial components

$$\frac{d^2 t}{d\tau^2} \left(\frac{d\tau}{dt} \right)^2 = \frac{F_{\text{self}}^t}{m_0} \left(\frac{d^2 \tau}{dt^2} \right)^2 - \Gamma_{\beta\gamma}^t \dot{X}^\beta \dot{X}^\gamma - 2\Gamma_{\beta\gamma}^t \dot{X}^\beta \sigma^\gamma \Delta \dot{R} - \partial_r \Gamma_{\beta\gamma}^t \dot{X}^\beta \dot{X}^\gamma \Delta R, \quad (156)$$

$$\frac{d^2 t}{d\tau^2} \left(\frac{d\tau}{dt} \right)^2 \frac{d}{dt} (R + \Delta R) + \ddot{R} + \Delta \ddot{R} + \Gamma_{\beta\gamma}^r \dot{X}^\beta \dot{X}^\gamma + 2\Gamma_{\beta\gamma}^r \dot{X}^\beta \sigma^\gamma \Delta \dot{R} + \partial_r \Gamma_{\beta\gamma}^r \dot{X}^\beta \dot{X}^\gamma \Delta R = \frac{F_{\text{self}}^r}{m_0} \left(\frac{d\tau}{dt} \right)^2. \quad (157)$$

By injecting Eq. (156) into Eq. (157), we find at first order

$$\begin{aligned} & \ddot{R} + \Delta \ddot{R} + \left(\Gamma_{\beta\gamma}^r - \Gamma_{\beta\gamma}^t \dot{R} \right) \dot{X}^\beta \dot{X}^\gamma + \Delta R \left(\partial_r \Gamma_{\beta\gamma}^r - \partial_r \Gamma_{\beta\gamma}^t \dot{R} \right) \dot{X}^\beta \dot{X}^\gamma + \\ & \Delta \dot{R} \left(2\Gamma_{\beta\gamma}^r \sigma^\gamma - 2\Gamma_{\beta\gamma}^t \sigma^\gamma \dot{R} - \Gamma_{\beta\gamma}^t \dot{X}^\gamma \right) \dot{X}^\beta = \frac{\dot{t}^2}{m_0} \left[F_{\text{self}}^r(R, \dot{R}) - \dot{R} F_{\text{self}}^t(R, \dot{R}) \right], \end{aligned} \quad (158)$$

where $\dot{t} = dt/d\tau = \mathcal{E}/f$. Equation (158) is presented as

$$\frac{d^2 r_p}{dt^2} = a_0(R, \dot{R}) + a_1(R, \dot{R})\Delta R + a_2(R, \dot{R})\Delta \dot{R} + a_{\text{self}}(R, \dot{R}) + \mathcal{O}(\Delta R^2, \Delta \dot{R}^2) , \quad (159)$$

with

$$a_0(R, \dot{R}) = -\left(\Gamma_{\beta\gamma}^r - \Gamma_{\beta\gamma}^t \dot{R}\right) \dot{X}^\beta \dot{X}^\gamma = -\frac{1}{2} f f' \left[1 - \frac{3}{f^2} \dot{R}^2\right] , \quad (160)$$

$$a_1(R, \dot{R}) = -\left(\partial_r \Gamma_{\beta\gamma}^r - \partial_r \Gamma_{\beta\gamma}^t \dot{R}\right) \dot{X}^\beta \dot{X}^\gamma = \frac{2M}{R^3} \left[1 - \frac{3M}{R} - 3\left(1 - \frac{M}{R}\right) f^{-2} \dot{R}^2\right] , \quad (161)$$

$$a_2(R, \dot{R}) = -\left(2\Gamma_{\beta\gamma}^r \sigma^\gamma - 2\Gamma_{\beta\gamma}^t \sigma^\gamma \dot{R} - \Gamma_{\beta\gamma}^t \dot{X}^\gamma\right) \dot{X}^\beta = \frac{6M}{R^2} f^{-1} \dot{R} , \quad (162)$$

$$a_{\text{self}}(R, \dot{R}) = \frac{f^2}{m_0 \mathcal{E}^2} \left[F_{\text{self}}^r(R, \dot{R}) - \dot{R} F_{\text{self}}^t(R, \dot{R}) \right] . \quad (163)$$

Given $\ddot{R} = a_0(R, \dot{R})$, at first order we get through the Taylor expansion of $\ddot{r}_p(r_p, \dot{r}_p)$ (considered as a function of two variables) around the point (R, \dot{R}) the Δ variation

$$\Delta \ddot{R} \approx a_1(R, \dot{R})\Delta R + a_2(R, \dot{R})\Delta \dot{R} + a_{\text{self}}(R, \dot{R}) . \quad (164)$$

The expression of $a_1(R, \dot{R})$ differs from [25] by $4M/R^3(1 + \dot{R}/f^2)$, as already pointed out in [61–63]. The variation of the acceleration is given by the a_{self}^ℓ computed along the reference geodesic, while the terms $a_1(R, \dot{R})\Delta R + a_2(R, \dot{R})\Delta \dot{R}$ represent the background geodesic deviation. Indeed, by recasting Eq. 154 at first order we find

$$2\Gamma_{\beta\gamma}^\alpha \Delta \dot{X}^\beta \dot{X}^\gamma + \partial_\delta \Gamma_{\beta\gamma}^\alpha \dot{X}^\beta \Delta X^\delta \dot{X}^\gamma = -R_{\beta\gamma\delta}{}^\alpha \dot{X}^\beta \Delta X^\gamma \dot{X}^\delta , \quad (165)$$

where the right hand-side term appears in the rigorous derivation of the perturbation equation at first order in the H gauge [30, 31]

$$\frac{D^2 \Delta X^\alpha}{d\tau^2} = -R_{\beta\gamma\delta}{}^\alpha \dot{X}^\beta \Delta X^\gamma \dot{X}^\delta + F_{\text{self}}^{\alpha(\text{H})} . \quad (166)$$

Fig. (14) provides the first modes of a_{ret} , the acceleration term constructed from retarded force computed on the reference geodesic X^α

$$a_{\text{ret}}^\ell(R, \dot{R}) = \frac{f^2}{m_0 \mathcal{E}^2} \left[F_{\text{ret}}^{r\ell} - \dot{R} F_{\text{ret}}^{t\ell} \right] , \quad (167)$$

for $\ell \geq 0$. The sum over all modes needs to be regularised. Thus from Eq. (135) and Eq. (167) we have

$$\sum_{\ell=0}^{\infty} a_{\text{self}}^\ell = \sum_{\ell=0}^{\infty} \left[a_{\text{ret}}^\ell - B_a \right] , \quad (168)$$

where the modes of a_{ret}^ℓ tend to an asymptotic value $B_a(R)$ obtained analytically from

$$B_a = \frac{f^2}{m_0 \mathcal{E}^2} \left[B^r - \dot{R} B^t \right] = -\frac{m_0 \mathcal{E}}{2R^2} \left[\frac{f}{\mathcal{E}} \right]^3 . \quad (169)$$

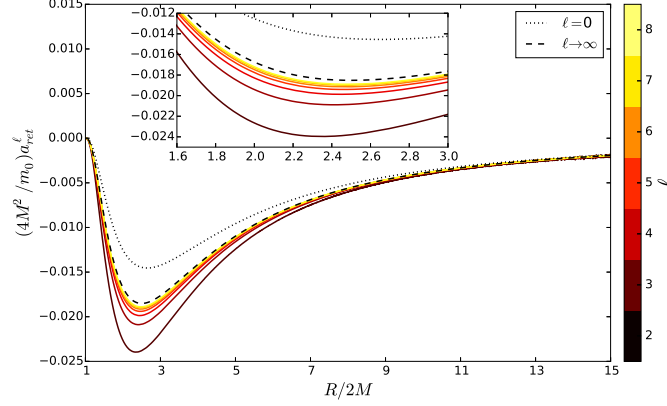


FIG. 14: For the radial fall of a particle, initially at rest, from $r_0/2M = 15$, the modes of the acceleration term (colour palette) computed from the modes of retarded force, Fig. (8), are shown. The continuous curve represents the analytical behaviour for large ℓ , Eq. (169). The dashed curve corresponds to the mode $\ell = 0$.

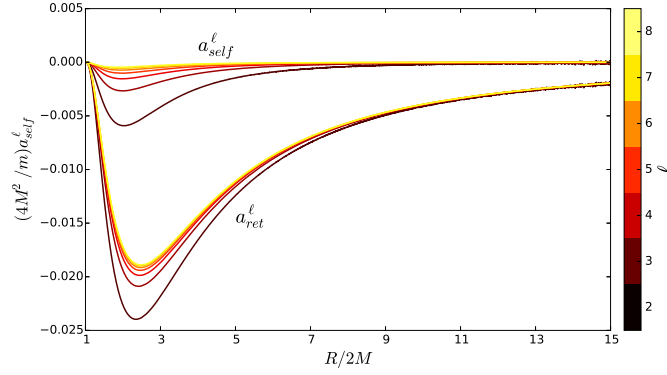


FIG. 15: We compare the first modes of the non-regularised acceleration term a_{ret} (upper part of the colour palette) and the modes of the regularised acceleration term a_{self} (upper part of the colour palette). After regularisation, a_{self} well satisfies the convergence criterion, Eq. (170), validating the method and the formulation of B_a [26].

In Fig. (15) a_{self}^ℓ is also plotted for $\ell = 2$ to $\ell = 8$ and compared to modes a_{ret}^ℓ (before regularisation). The required criterion of convergence of the series, Eq. (168) namely

$$\text{if } \sum_{\ell=0}^{\infty} a_{self}^\ell \text{ converge, then } a_{self}^\ell \xrightarrow{\ell \rightarrow \infty} 0. \quad (170)$$

is satisfied; thereby it ensures the regularisation of the self-acceleration, and validates the formulation of B_a [64]. The convergence speed is displayed in Fig. (9), and it is discussed in Sect. III E. It appears that the a_{self}^ℓ is dominated by the lowest modes, the quadrupole mode $\ell = 2$ representing itself $\sim 55\%$ of total, Fig. (16).

The total SF is computed by summing all numerical modes up to $\ell = \ell_{max}$ plus an additive part for higher modes contribution

$$a_{self} = a_{self}^{\ell=0} + \underbrace{\sum_{\ell=2}^{\ell_{max}} a_{self}^\ell}_{\text{numeric}} + \underbrace{\sum_{\ell=\ell_{max}+1}^{+\infty} a_{self}^{\ell \rightarrow \infty}}_{\text{analytic}}, \quad (171)$$

where $a_{self}^{\ell \rightarrow \infty} = f^2 m_0^{-1} \mathcal{E}^{-2} [F_{self}^{r\ell \rightarrow \infty} - \dot{R} F_{self}^{t\ell \rightarrow \infty}]$ is the analytic term from Eqs. (137,138). It allows to take into account

the contribution of the modes $\ell > \ell_{\max}$

$$a_{\text{self}}^{\ell \rightarrow \infty} = \mathcal{A}_{\text{self}}^{\infty} L^{-2} + \mathcal{O}(L^{-4}) , \quad (172)$$

with

$$\mathcal{A}_{\text{self}}^{\infty} = -\frac{15}{16} m_0 \frac{f^2}{R^3 \mathcal{E}^2} \left[\mathcal{E}^2 (4M + R(\mathcal{E}^2 - 1)) + R \dot{R} \left(2R \ddot{R} - \dot{R}^2 \right) \right] . \quad (173)$$

Therefore the analytic part of the sum, Eq. (171), is approximated by

$$\sum_{\ell=\ell_{\max}+1}^{+\infty} a_{\text{self}}^{\ell \rightarrow \infty} \approx \mathcal{A}_{\text{self}}^{\infty} \sum_{\ell=\ell_{\max}+1}^{+\infty} (\ell + 1/2)^{-2} \approx \mathcal{A}_{\text{self}}^{\infty} \zeta(2, \ell_{\max} + 1) , \quad (174)$$

where ζ is the Riemann-Hurwitz function defined by [49, 50], see App. (A)

$$\zeta(s, n) = \sum_{\ell=0}^{\infty} (\ell + n)^{-s} . \quad (175)$$

If $\ell_{\max} = 8$, we have

$$\zeta(2, 9) = \frac{\pi^2}{6} - \frac{1077749}{705600} \approx 0.117512 . \quad (176)$$

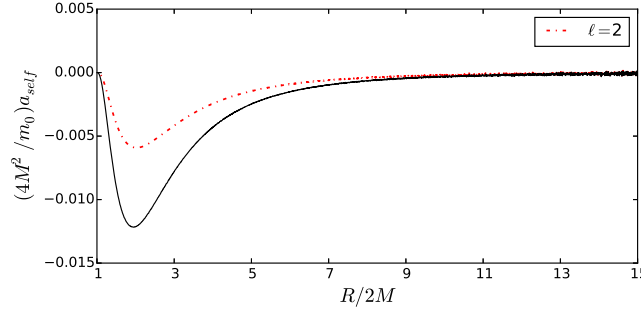


FIG. 16: After adding all modes a_{self}^{ℓ} numerically computed up to $\ell_{\max} = 8$, we add the non-radiative mode $\ell = 0$ mode and the analytically computed higher modes for $\ell > 8$. We get the a_{self}^{ℓ} (solid curve) for a falling particle from $r_0/2M = 15$. We plot the mode $\ell = 2$ (dot-dash curve) which is roughly $\sim 55\%$ of the total a_{self} (integrated over R).

Figure (16) displays a_{self}^{ℓ} for all ℓ contributions as computed in Eq. (171) for $\ell_{\max} = 8$, and a_{self}^2 both for $r_0/2M = 15$. The choice in the order of truncation of the series $\ell_{\max} = 8$ admits a relative error less than 0.1% and is justified in Sect. (III C).

In [26], we present our analysis on the impact of the SF on the motion of the particle. Herein we summarise the main findings and produce some new insights. For a particle supposedly released from $15r_g$, we have identified four zones according to the sign of ΔR , $\dot{\Delta R}$, $\ddot{\Delta R}$, for $r_0 = 15r_g$, where r_g is the SD black hole radius.

1. a_{self} is strictly negative in $R \in [2M, r_0]$, and tends to a finite value at the horizon. This behaviour is independent of the initial position r_0 . It reaches its maximum amplitude, in absolute value, when the particle approaches the maximum of the Zerilli potential, $R \approx 3.1M$. After, the derivative changes sign, and a_{self} tends to zero at the horizon, compatibly with the findings of an external observer.
2. As expected, the amplitude of the orbital deviation ΔR is of the order of the mass ratio. It reaches its maximum amplitude, in absolute value, when the particle approaches the maximum of the Zerilli potential, $R \approx 3.1M$.

TABLE V: The four zones according to the sign of the deviation from the nominal position, velocity and acceleration for $r_0 = 15r_g$, where r_g the SD black hole radius, see reference [26].

Zone	ΔR	$\Delta \dot{R}$	$\Delta \ddot{R}$
I $r_0 - 3.5 r_g$	-	-	-
II $3.5 r_g - 2.2 r_g$	-	-	+
III $2.2 r_g - 1.2 r_g$	-	+	+
IV $1.2 r_g - r_g$	-	+	-

The ΔR term has the same sign of a_{self} , that is to say, the particle will reach faster the black hole horizon premises than the geodetic motion (obviously the horizon will never be reached).

- Table V describes the four different zones the particle passes through. In zone I ($3.5 r_g < r \leq r_0 = 15 r_g$), the particle falls faster than in a background geodesic. Approaching the potential, it radiates more and it undergoes a breaking phase: in zone II ($2.2 r_g < r < 3.5 r_g$), the acceleration deviation $\Delta \ddot{r}$ becomes positive, but the velocity deviation $\Delta \dot{r}$ remains negative; in zone III ($1.2 r_g < r < 2.2 r_g$), the breaking is stronger and even the velocity deviation turns positive. Finally, in zone IV ($r_g < r < 1.2 r_g$), the acceleration deviation reappears negative, but not sufficiently to render the velocity deviation again negative. The particle tends to acquire the geodesic behaviour at the horizon where indeed $\Delta R = \Delta \dot{R} = \Delta \ddot{R} = 0$).
- In zones I and II, $\Delta \dot{R} < 0$, the particle increases its velocity relatively to the geodesic motion. Instead, in zones III and IV, $\Delta \dot{R} > 0$, the particle loses velocity relatively to the geodesic motion.
- $\Delta \ddot{R} > 0$ in zones II, III as opposed to a_{self} which is negative. The absolute amplitude of the former is much larger and it is due to the relevant role of the background geodesic deviation that counteracts the effects of the self-acceleration. Nevertheless, we refrain from attributing a repulsive behaviour to the SF due to the constant negative sign of ΔR .
- In Fig. (17), we solve Eq. (164) for different values of $r_0/2M$. The amplitude of a_{self} diminishes for larger r_0 , conversely to ΔR that increases. We interpret this as a manifestation of the effect of the geodesic deviation term or of the longer time in which the particle radiates.
- The computation for different values of $r_0/2M = 15, 20, 30, 40$ shows that $|\Delta \dot{R}|_{\text{max}}$ increases linearly with r_0 . In fact, the position in which a test particle reaches the maximum value is $6Mr_0/(r_0 + 4M)$, which remains in the strong field area where Zerilli potential is high and wherein the effect of the SF on the motion is the most important.
- The self-quantities (acceleration and force) are dominated by the mode $\ell = 2$ that represents more than 50% of total.

B. Orbital evolution

The pragmatic approach builds a perturbed trajectory from a_{self} computed on the reference geodesic under the constraint that $\Delta R \sim \mathcal{O}(m_0/M)$. When considering a fall from a very far initial position we may doubt about the applicability of Eq. (164), and instead, consider a 2nd order development to ensure accuracy. But the arguments in [30, 31] lead to conclude that at sufficiently late times a second order perturbative development will fail too, and instead it is preferable to correct the motion iteratively with a first order scheme.

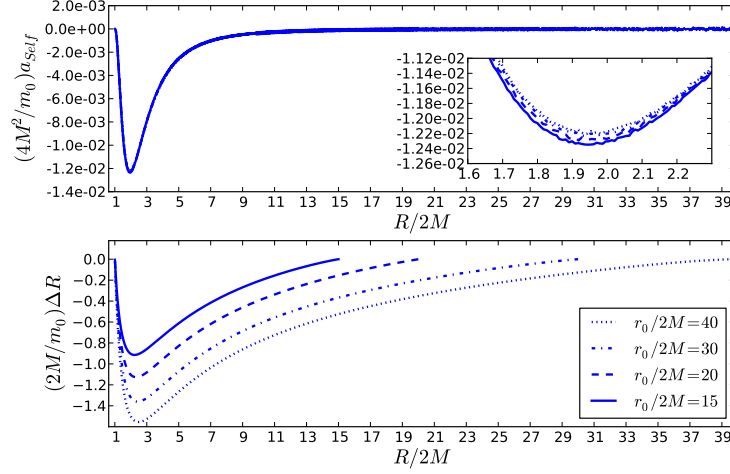


FIG. 17: For different values of $r_0/2M$, in the upper panel, a_{self} , and in the lower panel the ΔR deviation are plotted as function of R . The behaviour *vis à vis* r_0 differs between these two quantities: the amplitude of a_{self} diminishes for larger r_0 , conversely to ΔR that increases. We interpret this as a manifestation of the effect of the geodesic deviation term or of the longer time in which the particle radiates.

Strict self-consistency implies that the applied SF at some instant is what arises from the actual field at that same instant. This has been done for a scalar charged particle around an SD black hole [32], and never for a massive particle. In other works [33, 34], the applied SF is what would have resulted if the particle were moving along the geodesic that only instantaneously matches the true orbit. Herein, we adopt the latter acception. Our approach in orbital evolution (in the RW gauge) consists thus in computing the total acceleration through self-consistent (osculating) geodesic stretches of orbits. The self-consistent method would require solving Eq. (147), and therefore the evaluation of a_{self} on the trajectory taken by the particle. But the regularisation parameters are evaluated onto a geodesic. This renders quite natural to choose an osculating method, Fig.(18).

We don't compute the trajectories for large values of r_0 , but remain within the values previously analysed, as we wish to develop an algorithm handling a self-consistent computation.

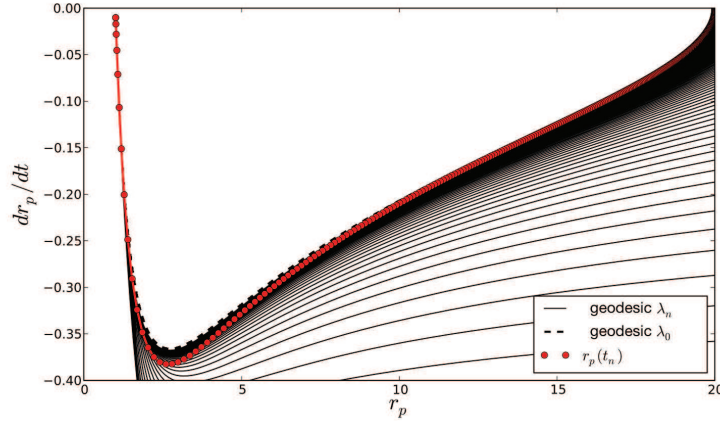


FIG. 18: Illustration of the osculating method. During evolution, each point of the perturbed trajectory (red dots) given by the equation of motion Eq. (147), is approximated by a geodesic (black solid curves) tangent to the perturbed path and passing through this point. The dashed curve corresponds to the geodesic followed by a test particle initially coinciding with the perturbed trajectory at $r_0/2M = 20$.

A geodesic λ describes the trajectory $Z^\lambda(t) = (R^\lambda(t), \dot{R}^\lambda(t))$ in the phase space. The osculating method finds, at each point of the perturbed trajectory $z_p(t_n) = (r_p(t_n), \dot{r}_p(t_n))$ at time t_n , a geodesic λ_n which passes through $z_p(t_n)$.

Thus the value of the a_{self}^ℓ on the perturbed trajectory is given by the computed value on the osculating geodesic. The osculating method therefore assumes that

$$a_{\text{self}}(r_p(t_n), \dot{r}_p(t_n)) \approx a_{\text{self}}(R^{\lambda_n}(t_n), \dot{R}^{\lambda_n}(t_n)) . \quad (177)$$

In a discretised version, adapted to numerical processing, we consider a family of geodesics λ_n that we will find at every time step t_n . We introduce a series of notations, Fig. (19)

- λ_n : the geodesic passing at time t_n through the $r_p(t_n)$ point with the velocity $\dot{r}_p(t_n)$.
- $t_n = t_0 + n\delta t$, where t_0 is the instant when $r_p(t_0) = r_0$ and $\delta t = kh$, $k \in \mathbb{N}$.
- $z_p(t_n) = (r_p, \dot{r}_p)(t_n)$: the point of the perturbed trajectory in phase space at time t_n .
- $Z_n^{\lambda_n} = Z^{\lambda_n}(t_n) = (R_n^{\lambda_n}, \dot{R}_n^{\lambda_n})$: the point of the geodesic λ_n in phase space at time t_n .
- $R_n^{\lambda_n} = R^{\lambda_n}(t_n)$: the position at time t_n on the geodesic λ_n .
- $\dot{R}_n^{\lambda_n} = \dot{R}^{\lambda_n}(t_n)$: the velocity at time t_n on the geodesic λ_n .
- $a_{\text{self}}(t_n) = a_{\text{self}}(R_n^{\lambda_n}, \dot{R}_n^{\lambda_n})$: the self-acceleration computed on the geodesic λ_n at point $Z_n^{\lambda_n}$ and time t_n .
- \mathcal{E}_n : the energy associated with the geodesic λ_n . It is directly given by the coordinates of the point $z_p(t_n) = Z_n^{\lambda_n}$

$$\mathcal{E}_n = \sqrt{\frac{f(R_n^{\lambda_n})^3}{f(R_n^{\lambda_n})^2 - (\dot{R}_n^{\lambda_n})^2}} . \quad (178)$$

- $Z_i^{\lambda_n} = (R_i^{\lambda_n}, \dot{R}_i^{\lambda_n})$, where $R_i^{\lambda_n}$ and $\dot{R}_i^{\lambda_n}$ are the initial position and velocity required for the geodesic λ_n to reach the point $z_p(t_n)$ at time t_n . The initial velocity is linked to the initial position and the energy via

$$\dot{R}_i^{\lambda_n} = \pm \frac{f(R_i^{\lambda_n})}{\mathcal{E}_n} \sqrt{\mathcal{E}_n^2 - f(R_i^{\lambda_n})} , \quad (179)$$

where "±" is the sign of the initial velocity.

Knowing $a_{\text{self}}(t_n)$ at each time step t_n , we solve numerically Eq. (147), starting from $r_p(t_0) = r_0$ and $\dot{r}_p(t_0) = 0$. The diagram (20) shows the conceptual flow of the algorithm. The main steps are :

1. Initialisation of the numerical parameters, m_0 , h , ℓ_{max} , and r_0 .
2. Loop resolution of the ordinary differential equation (147) where at each step t_n , the quantity a_{self} is computed on the osculating geodesic λ_n at $r_p(t_n)$.
3. Discretisation of the grid defined by its boundaries r_{min}^* and r_{max}^* ; generation of the trajectory λ_n passing through the numerical domain; computation of a_{self} at time t_n for different modes ℓ to $\ell = \ell_{\text{max}}$. For the optimisation of the computation time, this multi-modal operation is distributed on multiple processors. The sum is then performed over all modes ($\ell = 0$ included) to which the contribution of higher modes ℓ_{max} are added analytically.
4. Iterative solution of the equation of motion by Euler's method.
5. The new position $z_p(t_{n+1}) = (r_p(t_{n+1}), \dot{r}_p(t_{n+1}))$ is obtained in phase space.
6. The new geodesic λ_{n+1} which passes through the point $z_p(t_{n+1})$ at time t_{n+1} is searched through a modified Newton method. The output parameter is the initial position $R_i^{\lambda_{n+1}} = R^{\lambda_{n+1}}(t = 0)$ of λ_{n+1} .

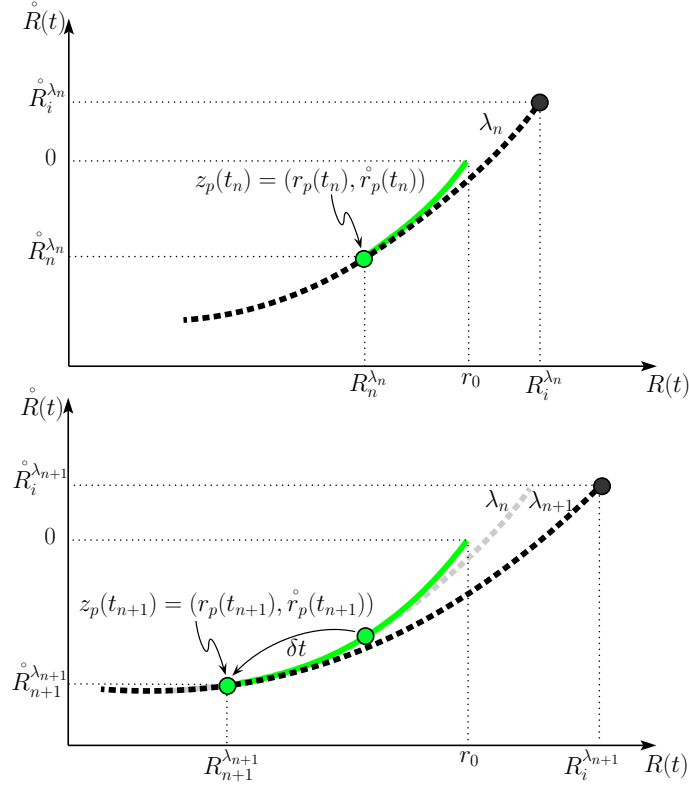


FIG. 19: The osculating method consists in identifying each point of the trajectory $z_p(t_n) = (r_p(t_n), \dot{r}_p(t_n))$ (green dots and curves) and at time t_n , a geodesic λ_n (black and grey curves in the upper and lower panels, respectively) passing through $z_p(t_n)$. Using a_{self} computed at $Z_n^{\lambda_n}$ point, Eq. (147) indicates a new point $z_p(t_{n+1})$ at time t_{n+1} . Therein, a new geodesic λ_{n+1} is searched again, such that $z_p(t_{n+1}) = Z_{n+1}^{\lambda_{n+1}}$ (black curve in the lower panel).

7. The new geodesic λ_{n+1} is characterised by the initial position $R_i^{\lambda_{n+1}}$ from which the particle releases the energy \mathcal{E}_{n+1} given by Eq. (178). The latter determines the initial speed $\dot{R}_i^{\lambda_{n+1}} = \dot{R}^{\lambda_{n+1}}(t=0)$ given by Eq. (179).

The search of new geodesics λ_n requires to fix the only free parameter $R_i^{\lambda_n}$, by scanning in a range of initial positions $R_i^{\lambda_k}$, and then evaluating $Z^k(t_n)$ points to be compared to the targeted $z_p(t_n)$. A Newton's method assures that the quantity $|r_p(t_n) - R^{\lambda_k}(t_n)|$ is below an arbitrary value 10^{-6} , and thereby that the geodesic starting at $R_i^{\lambda_k}$ is the right geodesic.

In Fig. (21), it is shown the relative error between the $z_p(t)$ point of the perturbed trajectory and the $Z(t)$ point of the geodesic passing through $z_p(t)$ which is determined by the algorithm.

$$|r_p(t_n) - R^{\lambda_k}(t_n)| \leq 10^{-6} \Rightarrow \lambda_n = \lambda_k, \quad (180)$$

In order to compare the pragmatic analysis to the osculating one, we introduce the following quantities:

$$\Delta r^{\text{prag}} := \Delta R, \quad (181)$$

$$\Delta \dot{r}^{\text{prag}} := \Delta \dot{R}, \quad (182)$$

where $\Delta R(t)$ is a solution of Eq. (159). In the same way we define a deviation term in the osculating formalism

$$\Delta r^{\text{osc}} := r_p - R^{\lambda_0}, \quad (183)$$

$$\Delta \dot{r}^{\text{osc}} := \dot{r}_p - \dot{R}^{\lambda_0}, \quad (184)$$

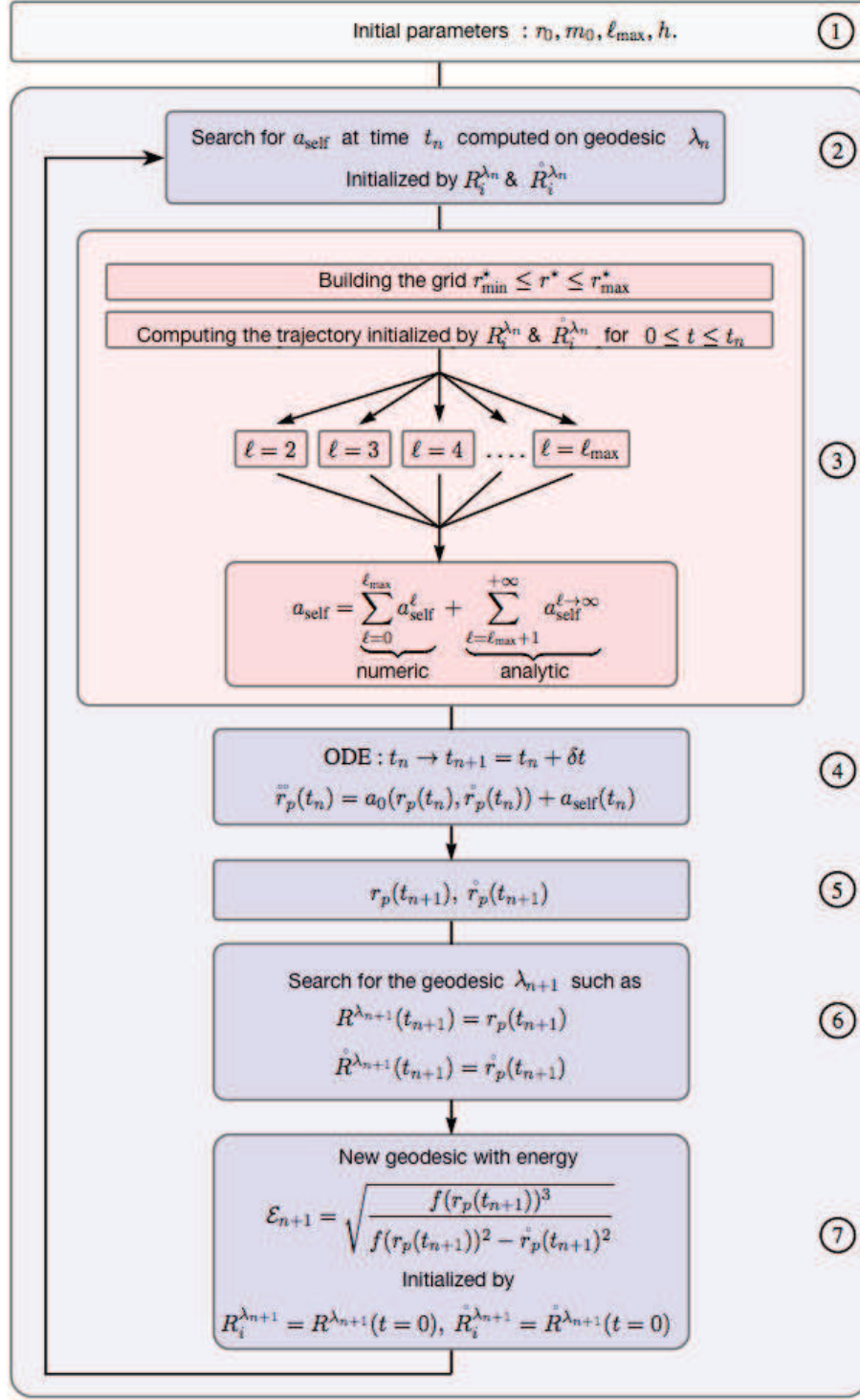


FIG. 20: Algorithm for the osculating method. Frame 3 is relative to the computation of a_{self} for a given point $z_p(t_n)$ at a given instant t_n . The other frames correspond to the iterative procedure determining the single geodesic passing through the following point $z_p(t_{n+1})$.

where r_p is the perturbed trajectory built from the osculating algorithm, and $R^{\lambda_0}(t)$ is the first reference geodesic passing through the initial point $z_p(t_0) = (r_0, 0)$. Explicitly, Δr^{prag} is the 1st order deviation with respect to the geodesic motion for which a_{self} is computed along the reference geodesic. Then, Δr^{osc} is the deviation from the

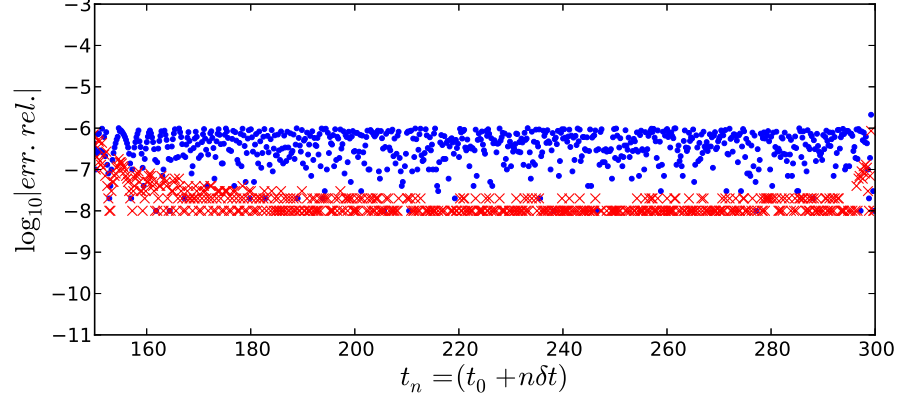


FIG. 21: The relative error between the $z_p(t)$ point of the perturbed trajectory and the $Z(t)$ point of the geodesic passing through $z_p(t)$ which is determined by the algorithm. The blue dots correspond to $\log_{10}|r_p(t_n) - R^{\lambda_n}(t_n)|$ and the red crosses to $\log_{10}|\dot{r}_p(t_n) - \dot{R}^{\lambda_n}(t_n)|$.

geodesic motion, wherein a_{self} is provided at each point of the perturbed trajectory r_p^{osc} by its value computed on the osculating geodesic.

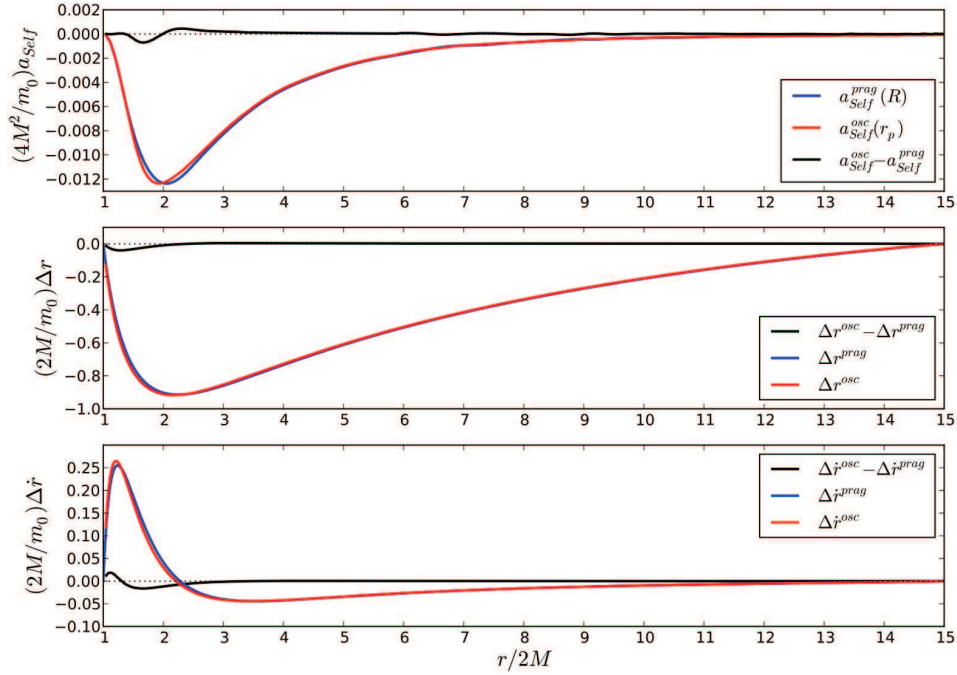


FIG. 22: Comparison between the pragmatic solution, Fig. (16), and the osculating solution for $r_0/2M = 15$ [26].

In Fig. (22), we choose $m_0 = 10^{-5}$ and an initial position $r_0/2M = 15$. Comparison is made between the solution built by the pragmatic method, and that from the osculating algorithm (red curves). At the top of the graph, we compare the amplitude of $a_{\text{self}}^{\text{prag}} := a_{\text{self}}(R)$ previously given in Fig. (16) to the amplitude of $a_{\text{self}}^{\text{osc}}$ given by the values of a_{self} taken on the osculating geodesics. The absolute difference between these two quantities has a maximum relative amplitude of approximately 3%. The notable difference is localised in the strong field region ($R \lesssim 3$); the minimum

of $a_{\text{self}}^{\text{osc}}$, Δr^{osc} and Δr^{osc} are shifted toward the horizon with respect to $a_{\text{self}}^{\text{prag}}$. For $R \gtrsim 3$ all curves are identical respectively.

The perturbed trajectory coming from the osculating algorithm is consistent with the pragmatic approach (there is a correction of about 3%), thereby confirming our code. The correction of few percent remains valid for different values of m_0 . We have noted that the osculating analysis shifts slightly the four zones towards the horizon.

C. Perturbed wave-forms

We wish here to evaluate the effect of the SF on the wave-form (WF) and the energy radiated to infinity. For the computation of the perturbed trajectory, the osculating algorithm will be used as described above. For the generation of the WFs we will use the code developed in Part I.

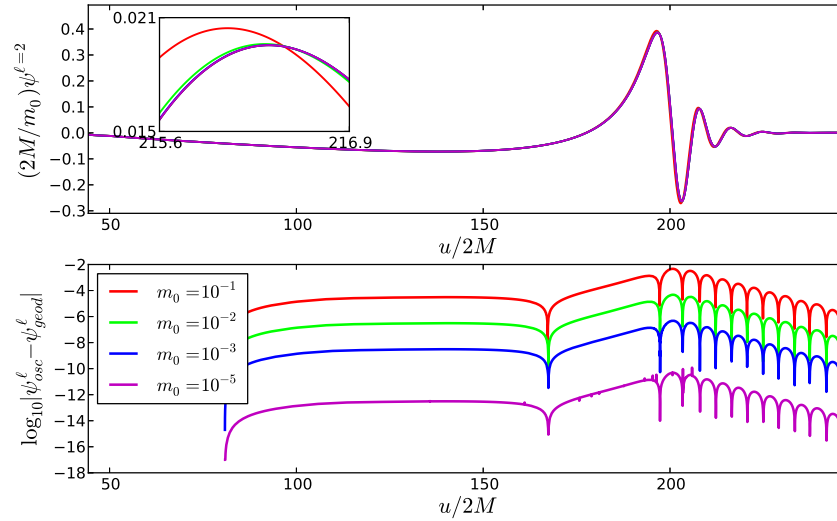


FIG. 23: Perturbed WFs (top of the graph) as a function of the retarded time $u = t - r_{\text{obs}}^*$ (with $r_{\text{obs}}^* = 500M$) for the quadrupole mode seen at infinity for a particle falling from $r_0/2M = 15$. The computation is done for different values of m_0 . At the bottom of the graph is plotted the absolute difference in \log_{10} scale between the perturbed WFs and the WFs generated when the particle follows a geodesic motion.

Figures (23,24) show the perturbed WFs for a particle falling from $r_0/2M = 15$ and $r_0/2M = 40$, respectively. The WFs are superimposed in the top of the graph for different values of m_0 . At the bottom of the graph we plot the absolute difference between the perturbed WFs and the geodesic WFs. The area where the difference is maximal ($t \in [175, 250]$) corresponds to the motion in the strong field area where the particle reaches the horizon and then produce quasi-normal modes.

Knowing the perturbed WFs, the associated radiated energy can be computed. Table VI lists energy values for the two trajectories ($r_0/2M = 15$ and $r_0/2M = 40$) for the modes $\ell = 2$ to $\ell = 5$. In each case, we compute the energy difference δE_{ℓ} with respect to the energy radiated from a particle following a geodesic. This computation is performed for three different values of m_0 . Note that δE_{ℓ} is much smaller when the mass ratio m_0/M is small. This is explained by $a_{\text{self}} \propto m_0$. Moreover, for the same value of m_0 , δE_{ℓ} seems more important for $r_0/2M = 40$ than for $r_0/2M = 15$ since the gravitational radiation effect occurs for a longer time for $r_0/2M = 40$. Likewise, the relative difference in energy increase when ℓ is large. However, for the sum of the modes, from $\ell = 2$ to $\ell = 5$, the difference in total energy exceeds 1% for $m_0 = 10^{-2}$ and remains well below 1% for masses $m_0 = 10^{-3}$ or $m_0 = 10^{-5}$.

Thus, for a typical EMRI system ($m_0 < 10^{-5}M$), where the compact star is in free fall, the energy variation is very negligible compared to the criterion that we set on the computation of E . For larger values of m_0 , orbital adjustment becomes significant and can be taken into account. In all cases, the difference in energy is positive, which is consistent with the fact that the system loses energy carried by GW until the distant observer.

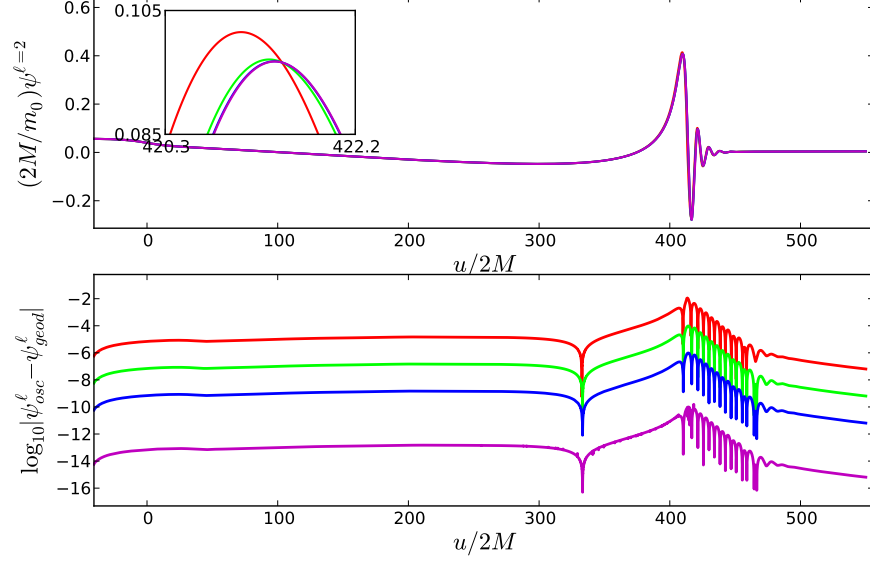


FIG. 24: Perturbed WFs (top of the graph) as a function of the retarded time $u = t - r_{\text{obs}}^*$ (with $r_{\text{obs}}^* = 500M$) for the quadrupole mode seen at infinity for a particle falling from $r_0/2M = 40$. The computation is done for different values of m_0 . At the bottom of the graph is plotted the absolute difference in \log_{10} scale between the perturbed WFs and the geodesic WFs.

$r_0/2M$	m_0	ℓ	E_ℓ	δE_ℓ	$\delta E_\ell/E_\ell$	$r_0/2M$	m_0	ℓ	E_ℓ	δE_ℓ	$\delta E_\ell/E_\ell$
15	10^{-2}	2	$1.65301 \cdot 10^{-2}$	$8.2 \cdot 10^{-5}$	0.50%	40	10^{-2}	2	$1.85187 \cdot 10^{-2}$	$8.5 \cdot 10^{-5}$	0.45%
		3	$1.95258 \cdot 10^{-3}$	$1.67 \cdot 10^{-5}$	0.85%			3	$2.12044 \cdot 10^{-3}$	$1.87 \cdot 10^{-5}$	0.88%
		4	$2.60437 \cdot 10^{-4}$	$3.14 \cdot 10^{-6}$	1.21%			4	$2.85501 \cdot 10^{-4}$	$3.52 \cdot 10^{-6}$	1.23%
		5	$3.68305 \cdot 10^{-5}$	$5.81 \cdot 10^{-7}$	1.58%			5	$4.06409 \cdot 10^{-5}$	$6.54 \cdot 10^{-7}$	1.61%
	10^{-3}	2	$1.64562 \cdot 10^{-2}$	$8 \cdot 10^{-6}$	0.05%		10^{-3}	2	$1.85187 \cdot 10^{-2}$	$8.5 \cdot 10^{-6}$	0.05%
		3	$1.93750 \cdot 10^{-3}$	$1.66 \cdot 10^{-6}$	0.09%			3	$2.10344 \cdot 10^{-3}$	$1.77 \cdot 10^{-6}$	0.09%
		4	$2.57592 \cdot 10^{-4}$	$2.98 \cdot 10^{-7}$	0.12%			4	$2.82311 \cdot 10^{-4}$	$3.34 \cdot 10^{-7}$	0.12%
		5	$3.63100 \cdot 10^{-5}$	$6.08 \cdot 10^{-8}$	0.17%			5	$4.00538 \cdot 10^{-5}$	$6.66 \cdot 10^{-8}$	0.17%
	10^{-5}	2	$1.64483 \cdot 10^{-2}$	$8.1 \cdot 10^{-8}$	$4.5 \cdot 10^{-4}\%$		10^{-5}	2	$1.85102 \cdot 10^{-2}$	$8.6 \cdot 10^{-7}$	$4.6 \cdot 10^{-4}\%$
		3	$1.93586 \cdot 10^{-3}$	$2 \cdot 10^{-8}$	$1 \cdot 10^{-3}\%$			3	$2.10169 \cdot 10^{-3}$	$2.5 \cdot 10^{-8}$	$1.2 \cdot 10^{-3}\%$
		4	$2.57296 \cdot 10^{-4}$	$2.7 \cdot 10^{-9}$	$1 \cdot 10^{-4}\%$			4	$2.81975 \cdot 10^{-4}$	$5 \cdot 10^{-9}$	$1.7 \cdot 10^{-3}\%$
		5	$3.62498 \cdot 10^{-5}$	$6.6 \cdot 10^{-10}$	$1.8 \cdot 10^{-4}\%$			5	$3.99876 \cdot 10^{-5}$	$3.6 \cdot 10^{-10}$	$9 \cdot 10^{-4}\%$

TABLE VI: Radiated energy for a falling particle starting from $r_0/2M = 15$ and $r_0/2M = 40$ on a perturbed trajectory. Energy is given mode by mode (in units of $(2M/m_0^2)$) and compared to the radiated energy for a geodesic motion via δE_ℓ . The computation is done for 3 values of m_0

V. CONCLUSIONS

In this second part of the work, we exploited our code for the determination of effect of the gravitational self-force on the motion of the particle and on the wave-forms. We have computed the regularisation parameters exclusively in the Regge-Wheeler gauge. The procedure has been described in detail since never appeared in the literature. The perturbation tensor components and the retarded gravitational self-force were then computed numerically and regularised.

The gravitational self-force was found with less than 0.1% error. The equation of motion was solved using two approaches: pragmatic and self-consistent (osculating).

The convergence of the two methods results validates our indirect integration method. We confirm our previous findings stating that in Regge-Wheeler and harmonic gauges, the self-force induces an additional push on the particle towards the black hole, conversely to previous results. This is emphasised when the self-consistent approach is used.

The latter improves the orbital accuracy by a factor of few percents. For the computation of the radiated energy and the display of the wave-forms, we have shown feeble but existing differences between geodesic and non-geodesics orbits. The correction factor could be important for intermediate mass ratios.

Acknowledgements

We thank C. F. Sopuerta (Barcelona), L. Blanchet (Paris) and L. Burko (Huntsville) for the comments received. P. Ritter's thesis, on which this paper is partly based, received an honorable mention by the Gravitational Wave International (GWIC) and Stefano Braccini Thesis Prize Committee in 2013.

Appendix A: Riemann-Hurwitz regularisation

The Riemann-Hurwitz ζ function [49, 50] is formally defined for complex arguments n with $\Re(n) > 1$ and m with $\Re(m) > 0$ by

$$\zeta(n, m) = \sum_{\ell=0}^{\infty} (\ell + m)^{-n} . \quad (\text{A1})$$

This series is absolutely convergent for the given values of n and m . The ζ function has been adopted for regularisation in [25, 60, 62]. From the behaviour of the metric coefficients, we consider that $h_{\alpha\beta}^{\text{ret}}$ can be decomposed in two pieces. The first piece, noted $h_{\alpha\beta}^{\text{reg}\ell}$, tends quickly towards zero when $\ell \rightarrow \infty$, ensuring the convergence of the sum. The second piece $h_{\alpha\beta}^{\infty}$ generates the limit behaviour when $\ell \rightarrow \infty$, observed in Fig. (7), and responsible for the divergence of the sum. For example, for the tt component, we can write

$$H_2(t, r) = \sum_{\ell=0}^{\infty} H_2^{\ell} Y^{\ell 0} = \sum_{\ell=0}^{\infty} H_2^{\text{reg}\ell} Y^{\ell 0} + \sum_{\ell=0}^{\infty} (2\ell + 1)^{-\beta} H_2^{\infty} Y^{\ell 0} , \quad (\text{A2})$$

where β is a parameter to be determined numerically to ensure the limit behaviour of H_2^{∞} when $\ell \rightarrow \infty$. So, when regularising the field at the particle position, we will have

$$H_2^{\text{ret}}(t, r_p) = \sum_{\ell=0}^{\infty} H_2^{\text{reg}\ell} \sqrt{\frac{2\ell + 1}{4\pi}} + 2^{1/2-\beta} \frac{H_2^{\infty}}{4\pi} \zeta(\beta - 1/2, 1/2) . \quad (\text{A3})$$

Numerically, we get $\beta = 1/2$ and the analytical extension of the ζ function gives $\zeta(0, 1/2) = 0$. Thus, for this regularisation, it is sufficient to subtract from each ℓ mode the asymptotic value, i.e. the highest mode computed numerically $H_2^{\infty} = H_2^{\ell_{\text{max}}}$ such that

$$H_2^{\text{reg}}(t, r_p) = \sum_{\ell=0}^{\ell_{\text{max}}} \left[H_2^{\text{ret}\ell}(t, r_p) - H_2^{\ell_{\text{max}}}(t, r_p) \right] Y^{\ell 0} . \quad (\text{A4})$$

Referring to the Mode-Sum formalism, we have $D^\alpha \propto \zeta(0, 1/2) = 0$, where D^α is the residual parameter linked to regularisation of the field H_2 . The difference between the two regularisation approaches can be represented by the quantity $H_2^{\ell_{\max}} - H_2^{\ell \rightarrow \infty}$ which is equal to zero when ℓ_{\max} is sufficiently large. Thus, at least in the case of a radial orbit, a correlation could be done between ζ and Mode-Sum regularisations.

Appendix B: Numerical extraction of the field on the worldline

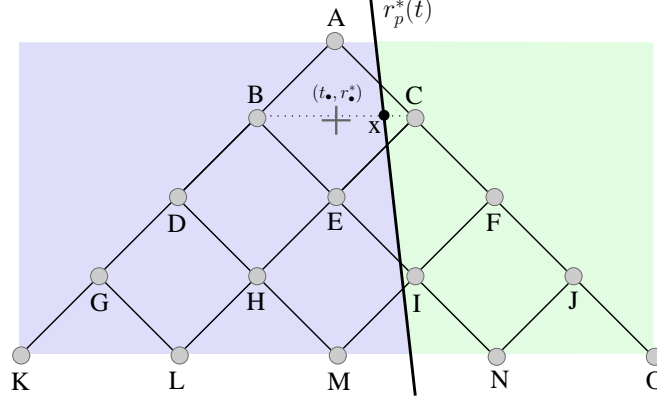


FIG. 25: Stencil for the interpolation of ψ at the particle position (t_x, r_x^*) . We consider fifteen collocation points and fifteen jump relations to define the thirty coefficients $p_{(n,m)}^\pm$, where $n + m \leq 4$, of the interpolated polynomial at the cell central point (t_\bullet, r_\bullet^*) , Eq. (B2).

We approximate ψ at the position of the particle (t_x, r_x^*) with a polynomial $P(t, r^*)$ of fourth order centred at (t_\bullet, r_\bullet^*)

$$\psi(t, r^*) \approx P(t, r^*) = \sum_{n+m \leq 4} \frac{p_{(n,m)}}{n!m!} (r^* - r_\bullet^*)^n (t - t_\bullet)^m. \quad (\text{B1})$$

The stencil contains fifteen points in the past light cone of the point A (included), *i.e.* $\Delta = \{A, B, C, D, E, F, G, H, I, J, K, L, M, N, O\}$, Fig. (25). Being ψ discontinuous at r_p , we approach $\psi^+(t, r^*)$ and $\psi^-(t, r^*)$ with two interpolation polynomials $P^+(t, r^*)$ and $P^-(t, r^*)$

$$\psi^\pm(t, r^*) \approx P^\pm(t, r^*) = \sum_{n+m \leq 4} \frac{p_{(n,m)}^\pm}{n!m!} (r^* - r_\bullet^*)^n (t - t_\bullet)^m. \quad (\text{B2})$$

At (t_x, r_x^*) , $P^\pm(t_x, r_x^*) \approx \psi^\pm(t_x, r_p^*(t_x))$. The thirty interpolation coefficients $p_{(n,m)}^\pm$ are uniquely determined by fifteen relations at the collocation points

$$P^\pm(t_i, r_i^*) = \psi^\pm(t_i, r_i^*) \quad \forall i \in \Delta, \quad (\text{B3})$$

and fifteen jump relations

$$\begin{aligned} \partial_{r^*}^n \partial_t^m P^+(t_x, r_x) - \partial_{r^*}^n \partial_t^m P^-(t_x, r_x) &= [[\partial_{r^*}^n \partial_t^m \psi]]_x \\ \forall n, m \mid n + m \leq 4. \end{aligned} \quad (\text{B4})$$

For the errors, if the function ψ is computed with a fourth order interpolation scheme, then Eq. (B2) at most provides an accuracy of order one for the perturbations H_1^ℓ and H_2^ℓ , due to the third derivatives of the ψ function.

Appendix C: Jump conditions: radial orbits

We list here the explicit forms of the jump conditions of the ψ^ℓ function and its derivatives until 4th order for radial orbits localised by $R(t)$. The coordinate time derivative of R is $\dot{R} = f(R)/\mathcal{E}\sqrt{\mathcal{E}^2 - f(R)}$.

0th order

$$[[\psi^\ell]] = \frac{\kappa \mathcal{E} R}{(\lambda + 1)(3M + \lambda R)}, \quad (\text{C1})$$

1st order

$$[[\partial_t \psi^\ell]] = -\frac{\kappa \mathcal{E} R \dot{R}}{(2M - R)(3M + \lambda R)}, \quad (\text{C2})$$

$$[[\partial_r \psi^\ell]] = \frac{\kappa \mathcal{E} [6M^2 + 3M\lambda R + \lambda(\lambda + 1)R^2]}{(\lambda + 1)(2M - R)(3M + \lambda R)^2}, \quad (\text{C3})$$

2nd order

$$[[\partial_r^2 \psi^\ell]] = -\frac{\kappa \mathcal{E} [3M^3(5\lambda - 3) + 6M^2\lambda(\lambda - 3)R + 3M\lambda^2(\lambda - 1)R^2 - 2\lambda^2(\lambda + 1)R^3]}{(\lambda + 1)(2M - R)^2(3M + \lambda R)^3}, \quad (\text{C4})$$

$$[[\partial_t \partial_r \psi^\ell]] = \frac{\kappa \mathcal{E} (3M^2 + 3M\lambda R - \lambda R^2) \dot{R}}{(2M - R)^2(3M + \lambda R)^2}, \quad (\text{C5})$$

$$[[\partial_t^2 \psi^\ell]] = -\frac{\kappa \mathcal{E} M}{R^2 (3M + \lambda R)}, \quad (\text{C6})$$

3rd order

$$[[\partial_r^3 \psi^\ell]] = \frac{\kappa \mathcal{E}}{R(\lambda + 1)(2M - R)^3(3M + \lambda R)^4} \left[81(\lambda + 1)M^5 + 9R(19\lambda^2 + 18\mathcal{E}^2\lambda + 3\lambda + 18\mathcal{E}^2)M^4 + 9R^2\lambda(7\lambda^2 + 24\mathcal{E}^2\lambda - 14\lambda + 24\mathcal{E}^2 + 3)M^3 + 3R^3\lambda^2(7\lambda^2 + 36\mathcal{E}^2\lambda - 11\lambda + 36\mathcal{E}^2 + 18)M^2 + 3R^4\lambda^3(8\mathcal{E}^2\lambda - 7\lambda + 8\mathcal{E}^2 - 1)M + 2R^5\lambda^3(\lambda + 1)(\mathcal{E}^2\lambda + 3) \right],$$

$$\begin{aligned}
[[\partial_t \partial_r^2 \psi^\ell]] &= \frac{-\kappa \mathcal{E} \dot{R}}{R(2M-R)^3(3M+R\lambda)^3} \left[27M^4 + 6R(5\lambda + 9\mathcal{E}^2 - 3)M^3 + 3R^2\lambda(5\lambda + 18\mathcal{E}^2 - 6)M^2 + 6R^3\lambda^2(3\mathcal{E}^2 - 2)M + 2R^4\lambda^2(\mathcal{E}^2\lambda + 1) \right], \\
[[\partial_t^2 \partial_r \psi^\ell]] &= \frac{\kappa \mathcal{E}}{R^3(2M-R)(3M+R\lambda)^2} \left[39M^3 + 9R(3\lambda + 2\mathcal{E}^2 - 2)M^2 + R^2\lambda(4\lambda + 12\mathcal{E}^2 - 13)M + 2R^3\lambda^2(\mathcal{E}^2 - 1) \right], \\
[[\partial_t^3 \psi^\ell]] &= \frac{-\kappa \mathcal{E} \dot{R}}{R^3(2M-R)(3M+R\lambda)} \left[9M^2 + 2R(2\lambda + 3\mathcal{E}^2 - 2)M + 2R^2\lambda(\mathcal{E}^2 - 1) \right], \tag{C7}
\end{aligned}$$

4th order

$$\begin{aligned}
[[\partial_r^4 \psi^\ell]] &= \frac{-3\kappa \mathcal{E}}{R^2(\lambda+1)(2M-R)^4(3M+R\lambda)^5} \left[567(\lambda+1)M^7 + 162R(\lambda+1)(6\lambda + 16\mathcal{E}^2 - 5)M^6 + 6R^2(139\lambda^3 + 738\mathcal{E}^2\lambda^2 - 123\lambda^2 + 162\mathcal{E}^4\lambda + 441\mathcal{E}^2\lambda - 171\lambda + 162\mathcal{E}^4 - 297\mathcal{E}^2 + 27)M^5 + 12R^3\lambda(21\lambda^3 + 252\mathcal{E}^2\lambda^2 - 85\lambda^2 + 135\mathcal{E}^4\lambda - 24\lambda + 135\mathcal{E}^4 - 252\mathcal{E}^2 + 18)M^4 + 3R^4\lambda^2(21\lambda^3 + 344\mathcal{E}^2\lambda^2 - 95\lambda^2 + 360\mathcal{E}^4\lambda - 340\mathcal{E}^2\lambda + 100\lambda + 360\mathcal{E}^4 - 684\mathcal{E}^2 + 24)M^3 + 2R^5\lambda^3(88\mathcal{E}^2\lambda^2 - 47\lambda^2 + 180\mathcal{E}^4\lambda - 260\mathcal{E}^2\lambda + 25\lambda + 180\mathcal{E}^4 - 348\mathcal{E}^2 - 24)M^2 + 2R^6\lambda^4(6\mathcal{E}^2\lambda^2 + 30\mathcal{E}^4\lambda - 53\mathcal{E}^2\lambda + 23\lambda + 30\mathcal{E}^4 - 59\mathcal{E}^2 + 11)M + 4R^7\lambda^4(\lambda+1)(\mathcal{E}^4\lambda - 2\mathcal{E}^2\lambda - 2) \right],
\end{aligned}$$

$$\begin{aligned}
[[\partial_t \partial_r^3 \psi^\ell]] &= \frac{3\kappa \mathcal{E} \dot{R}}{R^2(2M-R)^4(3M+R\lambda)^4} \left[135M^6 + 27R(7\lambda + 32\mathcal{E}^2 - 6)M^5 + 3R^2(35\lambda^2 + 396\mathcal{E}^2\lambda - 75\lambda + 108\mathcal{E}^4 - 144\mathcal{E}^2 + 18)M^4 + R^3\lambda(35\lambda^2 + 612\mathcal{E}^2\lambda - 120\lambda + 432\mathcal{E}^4 - 594\mathcal{E}^2 + 72)M^3 + R^4\lambda^2(140\mathcal{E}^2\lambda - 45\lambda + 216\mathcal{E}^4 - 306\mathcal{E}^2 + 36)M^2 + 2R^5\lambda^3(6\mathcal{E}^2\lambda + 24\mathcal{E}^4 - 35\mathcal{E}^2 + 9)M + 2R^6\lambda^3(2\mathcal{E}^4\lambda - 3\mathcal{E}^2\lambda - 1) \right],
\end{aligned}$$

$$\begin{aligned}
[[\partial_t^2 \partial_r^2 \psi^\ell]] &= \frac{-\kappa \mathcal{E}}{R^4(2M-R)^2(3M+R\lambda)^3} \left[1431M^5 + 6R(251\lambda + 234\mathcal{E}^2 - 210)M^4 + 9R^2(59\lambda^2 + 160\mathcal{E}^2\lambda - 148\lambda + 36\mathcal{E}^4 - 66\mathcal{E}^2 + 30)M^3 + 6R^3\lambda(10\lambda^2 + 82\mathcal{E}^2\lambda - 79\lambda + 54\mathcal{E}^4 - 102\mathcal{E}^2 + 48)M^2 + 2R^4\lambda^2(28\mathcal{E}^2\lambda - 27\lambda + 54\mathcal{E}^4 - 105\mathcal{E}^2 + 52)M + 12R^5\lambda^3(\mathcal{E}^2 - 1)^2 \right],
\end{aligned}$$

$$\begin{aligned}
[[\partial_t^3 \partial_r \psi^\ell]] &= \frac{\kappa \mathcal{E} \dot{R}}{R^4 (2M - R)^2 (3M + R\lambda)^2} \left[243M^4 + 3R(61\lambda + 132\mathcal{E}^2 - 64)M^3 + 3R^2 \cdot \right. \\
&\quad \left. (12\lambda^2 + 92\mathcal{E}^2\lambda - 49\lambda + 36\mathcal{E}^4 - 48\mathcal{E}^2 + 12)M^2 + 2R^3\lambda(24\mathcal{E}^2\lambda - 15\lambda + \right. \\
&\quad \left. 36\mathcal{E}^4 - 51\mathcal{E}^2 + 14)M + 6R^4\lambda^2(\mathcal{E}^2 - 1)(2\mathcal{E}^2 - 1) \right], \\
[[\partial_t^4 \psi^\ell]] &= \frac{-\kappa \mathcal{E}}{R^6 (3M + R\lambda)} \left[189M^3 + 2R(36\lambda + 84\mathcal{E}^2 - 77)M^2 + 6R^2(\mathcal{E}^2 - 1)(10\lambda + \right. \\
&\quad \left. 6\mathcal{E}^2 - 5)M + 12R^3\lambda(\mathcal{E}^2 - 1)^2 \right].
\end{aligned}$$

-
- [1] Y. Mino, M. Sasaki, and T. Tanaka, Phys. Rev. D **55**, 3457 (1997), arXiv:gr-qc/9606018.
 - [2] T. C. Quinn and R. M. Wald, Phys. Rev. D **56**, 3381 (1997), arXiv:gr-qc/9610053.
 - [3] S. Detweiler and B. F. Whiting, Phys. Rev. D **67**, 024025 (2003), arXiv:gr-qc/0202086.
 - [4] P. A. M. Dirac, Proc. R. Soc. London A **167**, 148 (1938).
 - [5] L. Blanchet, A. Spallicci, and B. Whiting, eds., *Mass and motion in general relativity*, vol. 162 of *Fundamental Theories of Physics* (Springer, Berlin, 2011), ISBN 978-90-481-3014-6.
 - [6] A. D. A. M. Spallicci, P. Ritter, and S. Aoudia, Int. J. Geom. Meth. Mod. Phys. **11**, 1450072 (2014), arXiv:1405.4155 [gr-qc].
 - [7] T. Regge and J. Wheeler, Phys. Rev. **108**, 1063 (1957).
 - [8] S. Hopper and C. R. Evans, Phys. Rev. D **82**, 084010 (2010), arXiv:1006.4907 [gr-qc].
 - [9] S. Hopper and C. R. Evans, Phys. Rev. D **87**, 064008 (2013), arXiv:1210.7969 [gr-qc].
 - [10] F. J. Zerilli, Phys. Rev. D **2**, 2141 (1970), Errata, in *Black holes*, Les Houches 30 July - 31 August 1972, C. DeWitt, B. DeWitt Eds. (Gordon and Breach Science Publ., New York, 1973).
 - [11] L. Barack and A. Ori, Phys. Rev. D **61**, 061502(R) (2000), arXiv:gr-qc/9912010.
 - [12] L. Barack and A. Ori, Phys. Rev. D **64**, 124003 (2001), arXiv:gr-qc/9912010.
 - [13] L. Barack and C. O. Lousto, Phys. Rev. D **66**, 061502(R) (2002), arXiv:gr-qc/0205043.
 - [14] F. J. Zerilli, Phys. Rev. Lett. **24**, 737 (1970).
 - [15] F. J. Zerilli, J. Math. Phys. **11**, 2203 (1970).
 - [16] K. Schwarzschild, Sitzungsber. Preuß. Akad. Wissenschaften Berlin, Phys.-Math. Kl. p. 189 (1916).
 - [17] J. Droste, *Het zwaartekrachtsveld van een of meer lichamen volgens de theorie van Einstein* (E.J. Brill, Leiden, 1916), Doctorate thesis (Dir. H.A. Lorentz).
 - [18] J. Droste, Kon. Ak. Wetensch. Amsterdam **25**, 163 (1916), [Proc. Acad. Sc. Amsterdam **19**, 197 (1917)].
 - [19] M. Davis, R. Ruffini, W. H. Press, and R. H. Price, Phys. Rev. D **27**, 1466 (1971).
 - [20] V. Ferrari and R. Ruffini, Phys. Lett. B **98**, 381 (1981).
 - [21] C. O. Lousto and R. H. Price, Phys. Rev. D **55**, 2124 (1997), arXiv:gr-qc/9609012.
 - [22] C. O. Lousto and R. H. Price, Phys. Rev. D **56**, 6439 (1997), arXiv:gr-qc/9705071.
 - [23] C. O. Lousto and R. H. Price, Phys. Rev. D **57**, 1073 (1998), arXiv:gr-qc/9708022.
 - [24] K. Martel and E. Poisson, Phys. Rev. D **66**, 084001 (2002), arXiv:gr-qc/0107104.
 - [25] C. O. Lousto, Phys. Rev. Lett. **84**, 5251 (2000), arXiv:gr-qc/9912017.
 - [26] A. D. A. M. Spallicci and P. Ritter, Int. J. Geom. Meth. Mod. Phys. **11**, 1450090 (2014), arXiv:1407.5391 [gr-qc].
 - [27] L. Barack and N. Sago, Phys. Rev. D **75**, 064021 (2007), arXiv:gr-qc/0701069.
 - [28] L. Barack and N. Sago, Phys. Rev. Lett. **102**, 191101 (2009), arXiv:0902.0573 [gr-qc].
 - [29] L. Barack and N. Sago, Phys. Rev. D **81**, 084021 (2010), arXiv:1002.2386 [gr-qc].
 - [30] S. E. Gralla and R. M. Wald, Class. Q. Grav. **25**, 205009 (2008), Corrigendum, *ibid.* **28**, 159501 (2011), arXiv:0806.3293 [gr-qc].
 - [31] S. E. Gralla and R. M. Wald, in *Mass and motion in general relativity*, edited by L. Blanchet, A. Spallicci, and B. Whiting (Springer, Berlin, 2011), vol. 162 of *Fundamental theories of physics*, p. 263, arXiv:0907.0414 [gr-qc].
 - [32] P. Diener, I. Vega, B. Wardell, and S. Detweiler, Phys. Rev. Lett. **108**, 191102 (2012), arXiv:1112.4821 [gr-qc].
 - [33] N. Warburton, S. Akcay, L. Barack, J. R. Gair, and N. Sago, Phys. Rev. D **85**, 061501 (2012), arXiv:1111.6908 [gr-qc].
 - [34] K. A. Lackeos and L. M. Burko, Phys. Rev. D **86**, 084055 (2012), arXiv:1206.1452 [gr-qc].
 - [35] T. C. Quinn and R. M. Wald, Phys. Rev. D **60**, 064009 (1999), arXiv:gr-qc/9903014.
 - [36] D. V. Gal'tsov, G. Kofinas, P. Spirin, and T. N. Tomaras, J. High En. Phys. **1005**, 055 (2010), arXiv:1003.2982 [hep-th].
 - [37] D. V. Gal'tsov, G. Kofinas, P. Spirin, and T. N. Tomaras, Phys. Lett. B **683**, 331 (2010), arXiv:0908.0675 [hep-ph].
 - [38] P. Amaro-Seoane, C. F. Sopuerta, and M. D. Freitag, Mon. Not. R. Astron. Soc. **429**, 3155 (2013), arXiv:1205.4713

- [astro-ph.CO].
- [39] P. Brem, P. Amaro-Seoane, and C. F. Sopuerta, Mon. Not. R. Astron. Soc. **437**, 1259 (2014), arXiv:1211.5601 [astro-ph.CO].
 - [40] C. P. L. Berry and J. R. Gair, Mon. Not. R. Astron. Soc. **429**, 589 (2013), arXiv:1210.2778 [astro-ph.HE].
 - [41] C. P. L. Berry and J. R. Gair, Mon. Not. R. Astron. Soc. **433**, 3572 (2013), arXiv:1306.0774 [astro-ph.HE].
 - [42] C. P. L. Berry and J. R. Gair, Mon. Not. R. Astron. Soc. **435**, 3521 (2013), arXiv:1307.7276 [astro-ph.HE].
 - [43] M. Kesden, J. Gair, and M. Kamionkowski, Phys. Rev. Lett. **71**, 044015 (2005), arXiv:astro-ph/0411478.
 - [44] C. F. B. Macedo, P. Pani, V. Cardoso, and L. C. B. Crispino, Astrophys. J. **774**, 48 (2013), arXiv:1307.4812 [gr-qc].
 - [45] C. Chicone and B. Mashhoon, Astron. Astrophys. **437**, L39 (2005), arXiv:astro-ph/0406005.
 - [46] B. Mashhoon, Int. J. Mod. Phys. D **14**, 2025 (2005), arXiv:astro-ph/0510002.
 - [47] Y. Kojima and K. Takami, Class. Q. Grav. **23**, 609 (2006), arXiv:gr-qc/0509084.
 - [48] URL https://en.wikiquote.org/wiki/Richard_Feynman.
 - [49] G. F. B. Riemann, Monatsber. Königl. Preuss. Akad. Wiss. Berlin p. 671 (1859).
 - [50] A. Hurwitz, Z. Math. Phys. **27**, 86 (1882).
 - [51] L. Barack, Y. Mino, H. Nakano, A. Ori, and M. Sasaki, Phys. Rev. Lett. **88**, 091101 (2002), arXiv:gr-qc/0111001.
 - [52] A. S. Eddington, Nat. **113**, 192 (1924).
 - [53] D. Finkelstein, Phys. Rev. **110**, 965 (1958).
 - [54] L. Barack, Phys. Rev. D **62**, 084027 (2000), arXiv:gr-qc/0005042.
 - [55] L. Barack, Phys. Rev. D **64**, 084021 (2001), arXiv:gr-qc/0105040.
 - [56] S. Detweiler and E. Poisson, Phys. Rev. D **69**, 084019 (2004), arXiv:gr-qc/0312010.
 - [57] R. J. Gleiser, C. O. Nicasio, R. H. Price, and J. Pullin, Phys. Rep. **325**, 41 (2000), arXiv:gr-qc/9807077.
 - [58] R. Courant and D. Hilbert, *Methods of mathematical physics*, vol. I (Interscience Publishers, New York, 1953).
 - [59] D. R. Brill and R. W. Lindquist, Phys. Rev. **131**, 471 (1963).
 - [60] C. O. Lousto, Class. Q. Grav. **18**, 3989 (2001), arXiv:gr-qc/0010007.
 - [61] A. Spallicci, in *Mass and motion in general relativity*, edited by L. Blanchet, A. Spallicci, and B. Whiting (Springer, Berlin, 2011), vol. 162 of *Fundamental theories of physics*, p. 561, arXiv:1005.0611 [physics.hist-ph].
 - [62] A. D. A. M. Spallicci and S. Aoudia, Class. Q. Grav. **21**, S563 (2004), arXiv:gr-qc/0309039.
 - [63] S. Aoudia and A. D. A. M. Spallicci, Phys. Rev. D **83**, 064029 (2011), arXiv:1008.2507 [gr-qc].
 - [64] Curves a_{self}^ℓ in Fig. (15) disagree with Fig. (2a) in [60]. The first modes of the a_{self}^ℓ named C_{ren}^ℓ do not appear to satisfy the convergence criterion of Eq. (170). Therefore, the curves in Fig. (2b) [60] will not be consistent with ours [26].