



HAL
open science

2D Spin Crossover Nanoparticles described by the Ising-like model solved in Local Mean-Field Approximation

Salah Eddine Allal, Jorge Linares, K. Boukheddaden, Pierre-Richard Dahoo,
F. de Zela

► **To cite this version:**

Salah Eddine Allal, Jorge Linares, K. Boukheddaden, Pierre-Richard Dahoo, F. de Zela. 2D Spin Crossover Nanoparticles described by the Ising-like model solved in Local Mean-Field Approximation. *Journal of Physics: Conference Series*, 2017, 936, pp.012052. 10.1088/1742-6596/936/1/012052 . insu-01575684

HAL Id: insu-01575684

<https://insu.hal.science/insu-01575684v1>

Submitted on 26 Jan 2018

HAL is a multi-disciplinary open access archive for the deposit and dissemination of scientific research documents, whether they are published or not. The documents may come from teaching and research institutions in France or abroad, or from public or private research centers.

L'archive ouverte pluridisciplinaire **HAL**, est destinée au dépôt et à la diffusion de documents scientifiques de niveau recherche, publiés ou non, émanant des établissements d'enseignement et de recherche français ou étrangers, des laboratoires publics ou privés.

PAPER • OPEN ACCESS

2D Spin Crossover Nanoparticles described by the Ising-like model solved in Local Mean-Field Approximation

To cite this article: Salah Eddine Allal *et al* 2017 *J. Phys.: Conf. Ser.* **936** 012052

View the [article online](#) for updates and enhancements.

2D Spin Crossover Nanoparticles described by the Ising-like model solved in Local Mean-Field Approximation

Salah Eddine Allal,^{1,2} Jorge Linares,^{1,2} K. Boukheddaden,¹ Pierre Richard Dahoo,² F. de Zela³

¹GEMAC, Université de Versailles Saint-Quentin-en-Yvelines, 45 Av. des Etats-Unis, CNRS-UMR 8635, 78035 Versailles Cedex, France

²LATMOS, Université de Versailles-Saint-Quentin-en-Yvelines, CNRS-UPMC-UVSQ (UMR 8190), 11 boulevard d'Alembert, 78280 Guyancourt, France

³ Departamento de Ciencias, Sección Física, Pontificia Universidad Católica del Perú, Apartado 1761, Lima, Perú.

Abstract: Some six-coordinate iron (II) coordination compounds exhibit thermal-, optical-, electrical-, magnetic- and pressure-induced switching between the diamagnetic low-spin (LS, $S=0$) and the paramagnetic high-spin (HS; $S=2$) states [1]. This may lead to potential application of these complexes in molecular devices such as temperature and pressure sensors [2]. An Ising-like model has been proposed to explain the occurrence of the thermal hysteresis behaviour [3,4] of this switchable solids. In this contribution, the local mean field approximation is applied to solve the Hamiltonian modelling interactions pertaining to 2D nanoparticles embedded in a magnetically-inactive matrix.

1. Introduction

It is very well known that spin-transition phenomena are related to the thermodynamic competition between high-spin (HS) and low-spin (LS) states of spin-crossover (SCO) molecules. Spin-transition phenomena can be triggered by various external perturbations such as temperature, pressure, light and magnetic fields^[1-7]. During the occurrence of the SCO phenomenon, several physical properties of the material (magnetic, optical, electrical, vibrational, etc.) can change dramatically, making it possible to track the process by using various detection techniques (magnetometry, optical spectroscopy, Mössbauer, calorimetry, dielectric constant, etc.).

In this work, we implement an approach based on the mean field approximation, which is commonly employed as a first step when trying to construct a more accurate theory. Actually, there are many possible mean field models, but they all share the same spirit. Here we deal with a local mean field approximation (LMFA), which takes into account for the dependence of the number of neighbors on whether the molecules are in the bulk or at the border (or on the surface) of the lattice. By this LMFA, we study both shape and size effects on the SCO compounds.

2. Model and principle of calculation

Various physical techniques and methods, such as magnetic, optical and vibration spectroscopy, X-ray diffraction and heat capacity measurements are used to study the behaviour of switching SCO materials. To reproduce the different results obtained by these techniques, researchers have proposed different models such as atom-phonon coupling^[8-9], Ising-like^[10-11-12-13] or mechano-elastic and electro-elastic^[14] coupling. One can predict the way SCO materials react to external factors, depending on



their lattice architecture and the short- and long-range interactions among the particles of the materials. In this work, we have applied a local mean field approximation of the Ising-like model using realistic parameters to calculate and obtain the bi-stability property of the spin state. This will help to get more information about the switching properties of the complex under study. The Ising-Like model proposed by Wajnsflasz and Pick uses a fictitious spin operator σ , whose eigenvalues, ± 1 correspond to the high-spin (HS) state and to the low-spin (LS) state, respectively, whose degeneracies are denoted by g_{HS} for the high spin and g_{LS} for the low spin. The Hamiltonian is written in this form:

$$H = \frac{\Delta - T \ln(g)}{2} \sum_i \sigma_i - J \sum_{ij} \sigma_i \sigma_j$$

Here, Δ represents the difference between the energy of the HS and the energy of the LS state, $\sum_{(i,j)}$ is the sum over nearest neighbors and $g = g_{HS}/g_{LS}$ is the degeneracy ratio. We can express the fraction of high spin, n_{HS} , in terms of the average value $\langle \sigma \rangle$, as $n_{HS} = \frac{\langle \sigma \rangle + 1}{2}$. In the usual homogeneous mean-field approximation, the total Hamiltonian writes:

$$H = \frac{\Delta - T \ln(g)}{2} \sum_i \sigma_i - Jq \langle \sigma \rangle \sum_i \sigma_i$$

and then:

$$H = \frac{\Delta - T \ln(g) - 2Jq \langle \sigma \rangle}{2} \sum_i \sigma_i$$

Where q is the number of neighboring sites considered here as independent on the site i . Because our Hamiltonian is of the form $H = -h\sigma_i$, it readily follows that $\langle \sigma \rangle$ is given by the equation $\langle \sigma \rangle = \tanh(\beta h)$ where,

$$h = -\frac{\Delta - T \ln(g) - 2Jq \langle \sigma \rangle}{2} \text{ and } \beta = \frac{1}{k_B T}.$$

To determine the thermal-dependence of the average magnetization, one must solve the following equation:

$$\langle \sigma \rangle = \tanh\left(-\frac{\Delta - T \ln(g) - 2Jq \langle \sigma \rangle}{2k_B T}\right)$$

For a "classical" homogeneous mean field in the case of a 2D square lattice, the used coordination number is $q = 4$. This approximation remains valid as long as we consider an infinite lattice, which means that the surface effects are negligible. In this work, we study nanoparticles, for which surface and border effects play a significant role on their properties. To include these effects, we take into account that the number of neighbors for each molecule depends on its position (see Fig. 1).

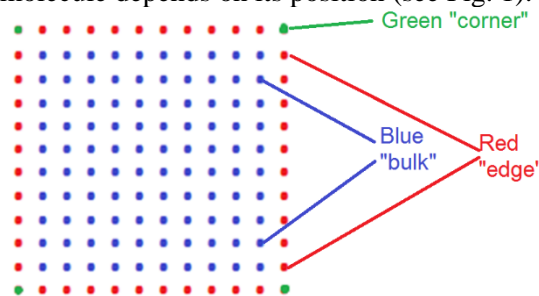


Figure 1. Matrix of particles, (Green) corner, (Red) edge, (Blue) bulk.

As we see in Fig. 1, for a 2D nanoparticle, in a square lattice, we have three types of sites or atoms: corner, edge and bulk atoms. Thus, atoms at a "corner" (green dots in Fig. 1) have two neighboring sites while particles located on the "edge" (red dots) have three neighbors and those of the bulk (in blue) connect to four neighbors. If we take into account the interactions between the molecules with the environment, we must include the term $-L \sum_i \sigma_i$ for "corner" and "edge" molecules.

In the following, we consider that the bulk, edge and corner magnetizations are different, and that the mean-field approximation can be applied to each of these sites, which means that we consider a local

mean-field. So, to obtain the average value of the spin state we need to write the corresponding expression for each type of atom, which gives:

- for the corner $\langle \sigma_C \rangle = \tanh\left(-\frac{\Delta - 4 \times L - T \ln(g) - 2 \times J \times 2 \langle \sigma \rangle}{2k_B T}\right)$
- for the edge $\langle \sigma_E \rangle = \tanh\left(-\frac{\Delta - 2 \times L - T \ln(g) - 2 \times J \times 3 \langle \sigma \rangle}{2k_B T}\right)$
- And for the bulk $\langle \sigma_B \rangle = \tanh\left(-\frac{\Delta - T \ln(g) - 2 \times J \times 4 \langle \sigma \rangle}{2k_B T}\right)$

The average magnetization over the lattice is easily obtained as from the expression of each spin type, as follows

$$\langle \sigma \rangle = \frac{N_C \langle \sigma_C \rangle + N_E \langle \sigma_E \rangle + N_B \langle \sigma_B \rangle}{N_T}$$

Where $N_C (=4)$, $N_E (= 4N-8)$ and $N_B (= (N-2)^2)$ are, respectively, the number of corner, edge and bulk particles and $N_T (=N^2)$ is the total number of particles.

To fully understand the evolution of the hysteresis, it is worth mentioning that in our case, the first-order phase transition takes place only when the condition $T_{OD} > T_{eq}$ is satisfied. Here, T_{OD} is the average order-disorder (or Curie) temperature of the corresponding pure Ising model solved in the local mean-field approximation, by considering $\Delta/k_B = 0$ K, $\ln(g) = 0$, $L/k_B = 0$ K. One can easily find:

$$T_{OD} = \frac{N_C T_{ODC} + N_E T_{ODE} + N_B T_{ODB}}{N_T}$$

where $T_{ODC} = 2.J$ and $T_{ODE} = 3.J$ and $T_{ODB} = 4.J$

The analytical expression of the order-disorder transition is obtained as

$$T_{OD} = J \frac{8 + 3(4N - 8) + 4(N - 2)^2}{N^2} = J \frac{4(3N - 4) + 4(N - 2)^2}{N^2}$$

Which indeed gives $4J$ for large systems ($N \gg$).

Similarly, T_{eq} is the average value of the transition temperature. It reads

$$T_{eq} = \frac{N_C T_{eqC} + N_E T_{eqE} + N_B T_{eqB}}{N_T}$$

with : $T_{eqC} = \frac{\Delta - 4 \times L}{k_B \ln(g)}$ and $T_{eqE} = \frac{\Delta - 2 \times L}{k_B \ln(g)}$ and $T_{eqB} = \frac{\Delta}{k_B \ln(g)}$

Similarly, the analytical expression of T_{eq} writes

$$T_{eq} = \frac{\Delta}{k_B \ln(g)} - \frac{2 \times L}{k_B \ln(g)} \frac{4 + 2(4N - 8) + (N - 2)^2}{N^2} = T_{eq}(L)$$

$$= 0) - \frac{2 \times L}{k_B \ln(g)} \frac{4(2N - 3) + (N - 2)^2}{N^2}$$

Which gives for an infinite system, $T_{eq} = \frac{\Delta}{k_B \ln(g)} - \frac{2 \times L}{k_B \ln(g)}$.

The calculation of the previous two temperatures, $T_{OD}(N)$ and $T_{eq}(N)$, help us to predict the presence or not of a thermal hysteresis loop according to the lattice size and model parameters. Table 1 shows these temperatures as a function of the principal model parameters.

Table 1. Order-desorder and equilibrium temperatures calculated for different sizes and shapes.

Nx	Ny	J	Delta	L	TOD (LMFA)	Teq (LMFA)	TOD (MFA)	Teq (MFA)
20	20	70	1300	500	266	183,0283	280	216,3062
15	15	70	1300	500	261,3333	171,9357	280	216,3062
10	10	70	1300	500	252	149,7504	280	216,3062
6	6	75	1300	0	250	216,3062	300	216,3062
2	18	75	1300	0	216,6667	216,3062	300	216,3062
5	5	70	1300	500	224	83,19468	280	216,3062
5	5	70	1300	0	224	216,3062	280	216,3062
5	5	70	1300	100	224	189,6839	280	216,3062

3. Results and discussion

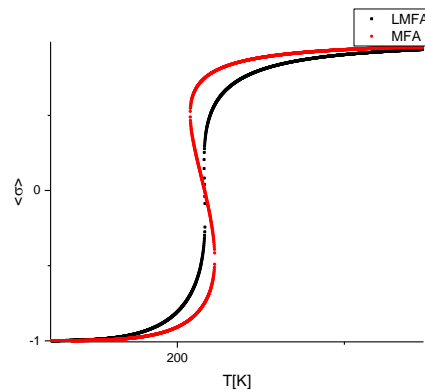


Figure 2. Difference between the homogeneous mean field approximation (red curve) and the local MFA (black curve) with border effects for a 5x5 lattice; parameter values: $\Delta/k_B = 1300$ K, $\ln(g)=6.01$, $J/k_B = 70$ K, $L/k_B = 0$ K.

Fig.2 shows results obtained by the classical MF (CMFA) and the “local” mean field approximations proposed in this contribution. We observe the presence of a thermal hysteresis of the average magnetization in the CMFA while it disappears in LMFA for a 5x5 lattice, due to a decrease of the effective coordination number. Indeed the latter is equal to 4 in the CMFA while it becomes equal to

$$\langle q \rangle = \frac{8+3(4N-8)+4(N-2)^2}{N^2}$$

Which gives the effective value 3.2 for $N = 5$, which then reduces the effective short-range interaction energy, and so the order-disorder transition. The advantage of the LMFA is the possibility to study the effect of the shape of the compound on the the thermal properties, through the change of the number of “edge” molecules, which increases for a rectangular case, for example compared to the square with the same total number of sites. Fig.3 shows the thermal behavior of the high spin fraction for a square (Fig.3.a) and for a rectangular (Fig.3.b) shaped-lattice. We see that the hysteresis obtained in a 6x6 lattice disappeared for the 2x18 one, due to the increase of the number of edge particles with respect to the number of “bulk” particles, something which reflects the reduction of the effective number of neighbors.

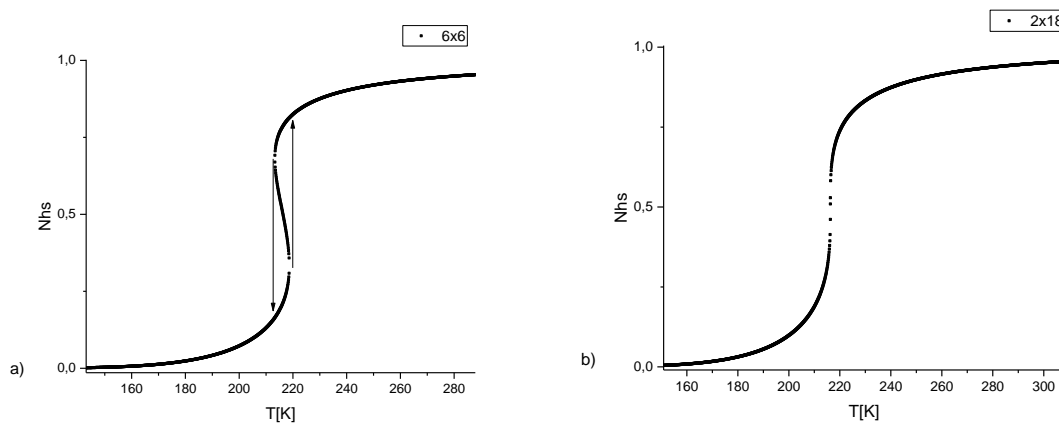


Figure 3. Thermal behavior of the high spin fraction for two lattice shapes using the Local Mean Field Approximation. (a) square-shaped of 6x6 lattice, (b) rectangular-shaped 2x18 lattice. Parameter values are $\Delta/k_B = 1300$ K, $\ln(g)=6.01$, $J/k_B = 75$ K, $L/k_B = 0$ K.

We have also studied the environmental effect by introducing the term $-L \sum_i \sigma_i$ in the Hamiltonian for the surface molecules. In this case, we start by studying a 5x5 lattice with a low value of $L/k_B = 100$ K (Fig.4) and we observe the recurrence of hysteresis compared with the result of LMFA in Fig. 1. This behavior is explained by the reduction of the transition temperature T_{eq} due to environmental effects.

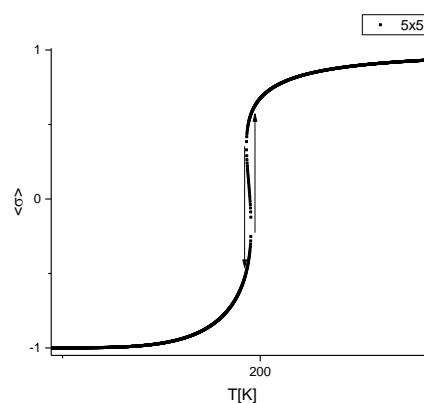


Figure 4. Thermal behavior of Sigma for a 5x5 lattice using the Local Mean Field Approximation, parameter values are: $\Delta/k_B = 1300$ K, $\ln(g)=6.01$, $J/k_B = 70$ K, $L/k_B = 100$ K.

By rising the strength of the environment interaction to $L/k_B = 500$ K, the result we obtain is a double step transition with a remarkable hysteresis in the first step (Fig.5.a), this behavior being due to the interplay between the three contributions corner and edge effects which lead to the lower hysteresis and the bulk which leads to the gradual transition with a higher equilibrium temperature, as we can clearly see in Fig.

5b where we represented separately the corresponding thermal dependence of all these sites. Interestingly for the chosen values of Δ and L , each corner site experiences a negative effective ligand field $\Delta - 4L = -700$ K, which prevents any spin transition and stabilizes these sites in the HS state as seen in Fig. 5b. So finally, the double step transition in this case is the result of the competition between the bulk and the edge thermal transitions.

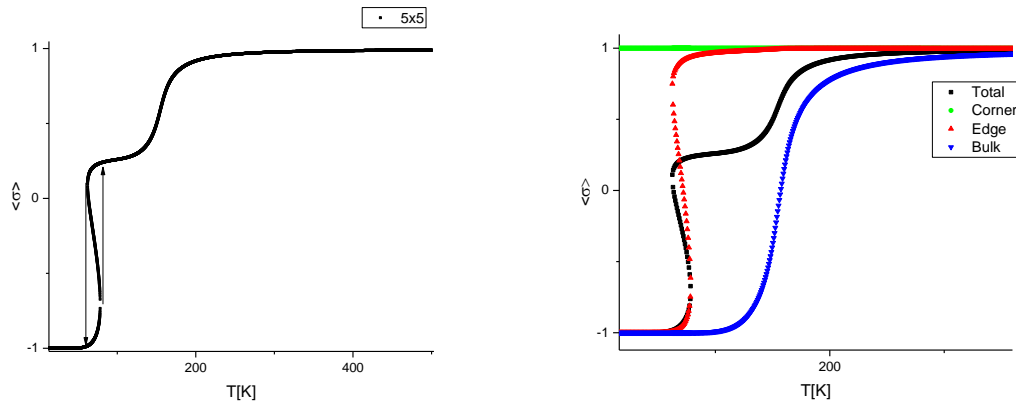


Figure 5. Thermal behavior of $\langle \sigma \rangle$ for a 5x5 lattice using the Local Mean Field Approximation. (a) The total variation of the spin state, (b) the variation of corners “green circles”, edge “red up triangles” and bulk’s “blue down triangles” spin state regarding the total variation. Parameter values are $\Delta/kB = 1300$ K, $\ln(g)=6.01$, $J/kB = 70$ K, $L/kB = 500$ K.

The local mean field approximation gives us the possibility to analyze the size effect for different cases, on the transition phenomena, as shown in Fig.6, where we have summarized the thermal behavior of the total HS fraction for different square lattices. It is worth noticing that for small sizes (5x5) the first order transition is driven by the surface (edge) atoms while the bulk atoms undergo a gradual transition. This situation is reversed for big sizes (20x20) where the surface effects become less significant and the first-order transition turns to the bulk material, while the transition of edge sites becomes gradual. This interplay between edge and bulk atoms on the characteristics of the thermal transition is very interesting and deserves to be investigated more deeply in future works.

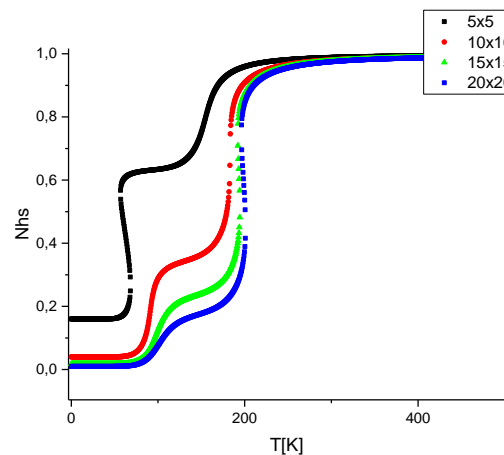


Figure 6. The simulated thermal behavior of the fraction of high spin for different system sizes, 5x5 (black square), 10x10 (red circle), 15x15 (green triangle), 20x20 (blue star); Parameter values are $\Delta/kB = 1300$ K, $\ln(g)=6.01$, $J/kB = 70$ K, $L/kB = 500$ K.

4. Conclusion

We have shown that the mean-field approximation (MFA) is successful in qualitatively explaining the critical behavior of SCO macroscopic compounds, and that the Local Mean Field Approximation (LMFA) can complement the last one when performing calculations on SCO nanoparticles, in which the number of molecules at the surface or corners with different number of neighbors becomes important and it could not be ignored. In particular, we found that combined with the matrix effects, the LMFA brought to light the existence of double step transitions, resulting from the thermodynamic interplay between the core and the edge molecules. We have also demonstrated that by increasing the size effects, the LMFA allows to find out the usual MFA and the role of the bulk atoms in driving the first-order spin transition in macroscopic lattice sizes.

Acknowledgments

The present work has been supported by the French “ministère de la recherche”, University of Versailles, CNRS and ANR BISTA-MAT: ANR-12-BS07-0030-01, whose support is highly appreciated. CHAIR Materials Simulation and Engineering, UVSQ, University Paris Saclay is gratefully acknowledged.

References

- [1] P. Gütlich, H.A. Goodwin, Topics in Current Chemistry, Spin Crossover in transitions Metal Compounds I-III, edited by Springer, Heidelberg, Berlin 2004.
- [2] Gütlich P, Gaspar AB and Garcia Y *Beilstein J. Org. Chem.* 9 342 (2013).
- [3] Hauser A. ,*Coord. Chem. Rev.* 111,(1991) 275-290.
- [4] Varret F., Bleuzen A., Boukheddaden K., Bousseksou A., Coldjovi E., Enachescu C., Goujon A., Linares J., N.Menendez N. And M. Verdaguer M., *Pure Appl. Chem.*, 74, (2002) 2159-2168.
- [5] Enachescu C., Linares J., Varret F., *J. Phys.: Condens. Matter*, 13,(2001) 2481-2495.
- [6] Seredyuk M. Gaspar AB, Ksenofontov V, Reiman S, Galyametdinov Y, Haase W, Rentschler E, Gütlich P *Chem. Mater.* 18 2513 (2006).
- [7] Mishra V., Mukherjee R., Linares J., Balde C., Desplanches C., Létard J.F., Collet E., Toupet L., Castro M., Varret F., *Inorg Chemistry*, 47, (2008) 7577-7587.
- [8] Nasser J A *European Physical Journal B* 21 (2001) 3-10
- [9] Nasser J A, Boukheddaden K and Linares J *European Physical Journal B* 39 (2004) 219-27.
- [10] Wajnflasz J, Pick R, *J. Phys.Colloques*, 32, (1971) 91-92.
- [11] Bousseksou A. Nasser J, Linares J, Boukheddaden K, Varret F *j. Physique I* 2 1381 (1992).
- [12] Linares J, Jureschi C, Boukheddaden K, *Magnetochemistry*, 2, 24 (2016).
- [13] Linares J, Jureschi C, Boulmaali A, Boukheddaden K, *Physica B*, 486, (2016) 164-168.
- [14] Slimani A., Boukheddaden K., Varret F., Oubouchou H., Nishino M., and Miyashita S. , *Phys. Rev. B* 87, 014111 (2013).