



Photochemical Escape of Oxygen from Mars: Consequences for Climate History

R. Lillis, Justin Deighan, J. L. Fox, S. Bougher, Y. Lee, M. Combi, François
Leblanc, T. Cravens, A. Rahmati, H. Gröller, et al.

► To cite this version:

R. Lillis, Justin Deighan, J. L. Fox, S. Bougher, Y. Lee, et al.. Photochemical Escape of Oxygen from Mars: Consequences for Climate History. Fourth International Conference on Early Mars: Geologic, Hydrologic, and Climatic Evolution and the Implications for Life, Oct 2017, Flagstaff, Arizona, United States. pp.LPI Contribution No. 2014. insu-01664627

HAL Id: insu-01664627

<https://insu.hal.science/insu-01664627>

Submitted on 15 Dec 2017

HAL is a multi-disciplinary open access archive for the deposit and dissemination of scientific research documents, whether they are published or not. The documents may come from teaching and research institutions in France or abroad, or from public or private research centers.

L'archive ouverte pluridisciplinaire **HAL**, est destinée au dépôt et à la diffusion de documents scientifiques de niveau recherche, publiés ou non, émanant des établissements d'enseignement et de recherche français ou étrangers, des laboratoires publics ou privés.

PHOTOCHEMICAL ESCAPE OF OXYGEN FROM MARS: CONSEQUENCES FOR CLIMATE HISTORY.

R. J. Lillis¹, J. Deighan², J. L. Fox³, S.W. Bougher⁴, Y. Lee⁴, M. Combi⁴, F. Leblanc⁵, T. E. Cravens⁶, A. Rahmati⁶, H. Gröller⁷, B. M. Jakosky² ¹UC Berkeley Space Sciences Laboratory (rillis@ssl.berkeley.edu), ²Laboratory for Atmospheric and Space Physics, University of Colorado Boulder, ³Department of Physics, Wright State University, ⁴Department of Atmospheric, Oceanic and Space Sciences, University of Michigan, ⁵Laboratoire de Météorologie Dynamique, Jussieu, Paris ⁶Department of Physics and Astronomy, University of Kansas. ⁷Lunar and planetary laboratory, University of Arizona.

Introduction: One of the primary goals of the MAVEN mission is to characterize rates of atmospheric escape at the present epoch and relate those escape rates to solar drivers. One of the major escape processes is known as photochemical escape, which is broadly defined as a process by which a) an exothermic reaction in the atmosphere results in an upward-traveling neutral particle whose velocity exceeds planetary escape velocity and b) the particle is not prevented from escaping through any subsequent collisions. At Mars, photochemical escape of oxygen is expected to be a significant channel for atmospheric escape, particularly in the early solar system when extreme ultraviolet (EUV) fluxes were much higher. Thus characterizing this escape process and its variability with solar drivers is central to understanding the role escape to space has played in Mars' climate evolution [1, 2].

Dataset: we use near-periapsis (<400 km altitude) data from three MAVEN instruments: the Langmuir Probe and Waves (LPW) instrument measures electron density and temperature [3], the Suprathermal And Thermal Ion Composition (STATIC) experiment measures ion temperature [4] and the Neutral Gas and Ion Mass Spectrometer (NGIMS) measures neutral and ion densities [5]. We use data from the MAVEN primary mission: February 1, 2015 to July 31, 2016 comprising ~78% of a Mars year.

Calculating instantaneous escape fluxes. For each profile of in situ measurements, we make several calculations, each as a function of altitude. The first uses electron and ion temperatures and simulates the dissociative recombination of O_2^+ to calculate the probability distribution for the initial energies of the resulting hot oxygen atoms. The second is a Monte Carlo hot atom transport model that takes that distribution of initial O energies and the measured neutral density profiles and calculates the probability that a hot atom born at that altitude will escape. The third takes the measured electron and ion densities and electron temperatures and calculates the production rate of hot O atoms. We then multiply together the profiles of hot atom production and escape probability to get profiles of the production rate of escaping atoms. This is integrated with respect to altitude to give us the escape flux of hot oxygen atoms for that periapsis pass. Figure 1 shows how we calculate hot oxygen escape fluxes for each MAVEN periapsis pass, using a combination of measured quantities, experimental laboratory data and models.

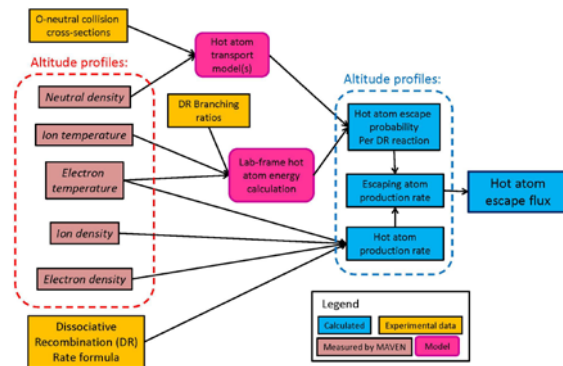


Figure 1: Flowchart explaining calculation of hot oxygen escape from measured altitude profiles of neutral densities and ion and electron densities & temperatures.

Hot Oxygen total escape fluxes. Figure 2 shows CO₂ ionization frequency (calculate from solar EUV irradiance) and calculated escape fluxes as a function of Mars season (abscissa) for Mars years 33 and 34.

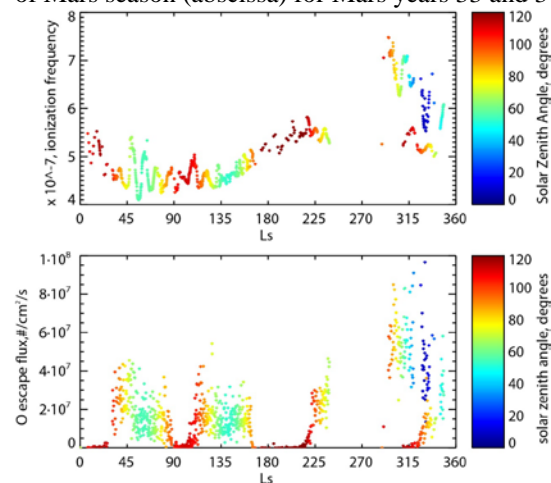


Figure 2: total derived photochemical O escape fluxes are shown as a function of solar zenith angle and season.

We see that escape fluxes are substantially higher in early 2015, when Mars is comparatively close to the sun and the sun is reasonably active (approximately solar moderate), ranging 4 to 8 x 10⁷ /cm²/s. As Mars recedes and solar activity diminishes, photoionization frequency drops and average escape fluxes drop correspondingly during the same period. By the time MAVEN's periapsis is on the dayside again in October 2015, ionization frequencies have dropped by ~40% from their highest values and derived escape fluxes have dropped by a factor of two or more. From then

until mid-2016, both ionization frequencies and day-side escape fluxes stay generally low. Factors of ~ 2 -3 variability within a short time span arises from both natural variability in the physical system and our sampling of that system. Relative neutral density changes due to gravity waves and atmospheric tides cause variability in escape probabilities and O_2^+ densities [6,7]. In addition, plasma transport and ionospheric currents are another source of variability [8,9].

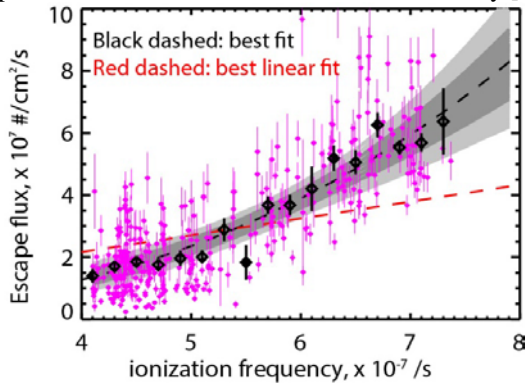


Figure 3: All 594 individual dayside derived escape flux values (small pink dots) and binned values (black diamonds) with standard errors. All power law fits to these binned averages that fall within the 1-sigma and 3-sigma error ellipsoid are shown as dark and light gray lines respectively. The best fit (power law index of 2.64) is shown in black.

Dependence on EUV flux. Figure 3 shows how photochemical escape of oxygen depends on photoionization frequency over the range of values that have been measured by MAVEN. Despite a substantial spread in values, it is clear that a positive correlation exists. Best-fit power laws are larger than 2, with a linear dependence [10] providing a possible but unlikely fit to the data.

Consequences for Mars climate history. If we extrapolate this power law dependence of photochemical escape flux on photoionization frequency, we can estimate photochemical escape rates in the past when the sun was much brighter in the EUV [11]. Figure 4 shows, as a function of time in the past, photoionization frequency, extrapolated photochemical oxygen escape rates and cumulative atmospheric loss, under our best fit conditions (including 1-sigma and 3-sigma uncertainties), the linear assumption and no EUV dependence.

These extrapolations show that photochemical escape of oxygen could easily account for several hundred millibars of oxygen escape over the last 3.5 billion years. This, combined with the other escape processes MAVEN is probing (thermal hydrogen escape, pick up ion escape and sputtering escape) makes it clear that atmospheric escape is indeed the primary explanation

for the drastic reduction in Mars' surface pressure and therefore the lack of stability of liquid water on Mars' surface since that time.

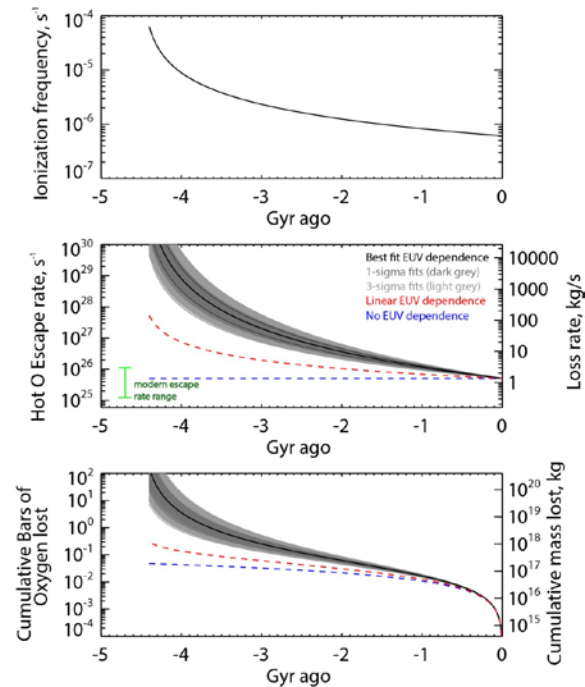


Figure 4: Extrapolation of photochemical O escape rates over Martian history. Panel a) shows the assumed history of ionization frequency [11] b) and c) shows the resulting escape rates and cumulative oxygen lost respectively, assuming the best power law fit (2.64) to ionization frequency dependence (thick black), the range of 1- and 3-sigma power law fits, a linear dependence (red dashed) [10] and no EUV dependence (blue dashed).

Conclusions and next steps: As well as this effort using in situ data, MAVEN can also constrain photochemical escape using remote sensing of the oxygen corona with the Imaging Ultraviolet Spectrograph (IUVS) [12, 13], the Solar Energetic Particle (SEP) instrument and the Solar Wind Ion Analyzer [14]. These multiple methods will eventually allow validation of photochemical escape from Mars and its dependence on solar and planetary conditions, enabling confident extrapolation back into the past.

References: [1] McElroy et al., *JGR*, 1977, [2] Fox and Hac, *Icarus*, 2009, [3] Andersson et al, *SSR*, 2015, [4] McFadden et al., *SSR*, 2015, [5] Mahaffy et al., *SSR*, 2015, [6] Yigit and Medvedev, *JGR*, 2012, [7] England et al., *JGR*, 2016, [8] Morgan et al., *JGR*, 2008, [9] Rioussset et al., *JGR*, 2013, [10] Cravens et al., *JGR*, 2016, [11] Ribas et al., *ApJ*, 2005, [12] Lee et al, *GRL*, 2015, [13] Deighan et al., *GRL*, 2015, [14] Rahmati et al., *JGR*, 2016.