



HAL
open science

Meteoric Metal Chemistry in the Martian Atmosphere

John M.C. Plane, Juan Diego Carrillo-Sanchez, T. P. Mangan, Matteo M. J. Crismani, Nicholas M. Schneider, Anni Määttänen

► **To cite this version:**

John M.C. Plane, Juan Diego Carrillo-Sanchez, T. P. Mangan, Matteo M. J. Crismani, Nicholas M. Schneider, et al.. Meteoric Metal Chemistry in the Martian Atmosphere. *Journal of Geophysical Research. Planets*, 2018, 123 (3), pp.695-707. <10.1002/2017JE005510>. <insu-01705753>

HAL Id: insu-01705753

<https://insu.hal.science/insu-01705753v1>

Submitted on 26 Apr 2019

HAL is a multi-disciplinary open access archive for the deposit and dissemination of scientific research documents, whether they are published or not. The documents may come from teaching and research institutions in France or abroad, or from public or private research centers.

L'archive ouverte pluridisciplinaire **HAL**, est destinée au dépôt et à la diffusion de documents scientifiques de niveau recherche, publiés ou non, émanant des établissements d'enseignement et de recherche français ou étrangers, des laboratoires publics ou privés.



HAL Authorization



RESEARCH ARTICLE

10.1002/2017JE005510

Special Section:
Mars Aeronomy

Key Points:

- A meteoric input function for Mars is generated by combining a cosmic dust input of ~ 3 tonnes sol^{-1} with a chemical ablation model
- MAVEN/IUVS observations of Mg^+ , and a small upper limit for Mg, suggest that around 50% of Mg atoms ionize directly after ablation
- MgCO_3 and FeCO_3 form stable H_2O clusters which coagulate to metal-rich ice particles, likely nuclei for clouds in the Martian mesosphere

Supporting Information:

- Supporting Information S1
- Movie S1
- Movie S2

Correspondence to:

J. M. C. Plane,
j.m.c.plane@leeds.ac.uk

Citation:

Plane, J. M. C., Carrillo-Sanchez, J. D., Mangan, T. P., Crismani, M. M. J., Schneider, N. M., & Määttänen, A. (2018). Meteoric metal chemistry in the Martian atmosphere. *Journal of Geophysical Research: Planets*, 123, 695–707. <https://doi.org/10.1002/2017JE005510>

Received 6 DEC 2017

Accepted 24 JAN 2018

Accepted article online 6 FEB 2018

Published online 6 MAR 2018

©2018. The Authors.

This is an open access article under the terms of the Creative Commons Attribution License, which permits use, distribution and reproduction in any medium, provided the original work is properly cited.

Meteoric Metal Chemistry in the Martian Atmosphere

J. M. C. Plane¹ , J. D. Carrillo-Sanchez¹, T. P. Mangan¹ , M. M. J. Crismani² , N. M. Schneider² , and A. Määttänen³

¹School of Chemistry, University of Leeds, Leeds, UK, ²Laboratory for Atmospheric and Space Physics (LASP), University of Colorado, Boulder, CO, USA, ³Laboratoire Atmosphères, Milieux, Observations Spatiales (LATMOS), Guyancourt, France

Abstract Recent measurements by the Imaging Ultraviolet Spectrograph (IUVS) instrument on NASA's Mars Atmosphere and Volatile Evolution mission show that a persistent layer of Mg^+ ions occurs around 90 km in the Martian atmosphere but that neutral Mg atoms are not detectable. These observations can be satisfactorily modeled with a global meteoric ablation rate of 0.06 t sol^{-1} , out of a cosmic dust input of $2.7 \pm 1.6 \text{ t sol}^{-1}$. The absence of detectable Mg at 90 km requires that at least 50% of the ablating Mg atoms ionize through hyperthermal collisions with CO_2 molecules. Dissociative recombination of $\text{MgO}^+(\text{CO}_2)_n$ cluster ions with electrons to produce MgCO_3 directly, rather than MgO, also avoids a buildup of Mg to detectable levels. The meteoric injection rate of Mg, Fe, and other metals—constrained by the IUVS measurements—enables the production rate of metal carbonate molecules (principally MgCO_3 and FeCO_3) to be determined. These molecules have very large electric dipole moments (11.6 and 9.2 Debye, respectively) and thus form clusters with up to six H_2O molecules at temperatures below 150 K. These clusters should then coagulate efficiently, building up metal carbonate-rich ice particles which can act as nucleating particles for the formation of CO_2 -ice clouds. Observable mesospheric clouds are predicted to occur between 65 and 80 km at temperatures below 95 K and above 85 km at temperatures about 5 K colder.

Plain Language Summary When interplanetary dust particles enter a planetary atmosphere, collisions with air molecules cause heating and evaporation, a process termed meteoric ablation. This results in the continuous injection of metal atoms and ions into the planet's atmosphere. In the case of Earth, layers of metals such as Na and Fe have been observed for over 40 years. However, only very recently has a metallic layer been observed around another planet: a spectrometer on NASA's MAVEN spacecraft has detected a layer of Mg^+ ions around 95 km. The present study explores the unusual chemistry of metallic ions in a CO_2 atmosphere, and then develops a model of magnesium chemistry to explain the observed layer of Mg^+ and the surprising absence of a detectable Mg layer. The model predicts that metals like Mg and Fe form carbonates, which readily condense water to form “dirty” ice particles at the low temperatures of the Mars upper atmosphere. These particles provide the seeds on which CO_2 can condense at temperatures below -180°C , thus producing the clouds of CO_2 -ice particles that have been observed by rovers on the surface of the planet and from orbiting spacecraft.

1. Introduction

The ablation of cosmic dust in planetary atmospheres produces a continuous injection of metallic vapors such as Mg, Fe, and Na (Carrillo-Sánchez et al., 2016; Plane, 2012). Although these metallic atoms and ions have been observed for decades in the terrestrial atmosphere (Plane et al., 2015), it was only recently that meteoric metals have been observed directly in another planetary atmosphere. The Imaging Ultraviolet Spectrograph (IUVS) (McClintock et al., 2014) on NASA's Mars Atmosphere and Volatile Evolution (MAVEN) mission has observed the dayglow emission at 280 nm from Mg^+ ions. These ions occur as a layer in the Martian atmosphere between 70 and 130 km, peaking around 90 km with a peak density of $\sim 350\text{--}400 \text{ cm}^{-3}$ (Crismani et al., 2017).

These observations are somewhat in accord with atmospheric models of Mars magnesium chemistry (Molina-Cuberos et al., 2003; Pesnell & Grebowsky, 2000; Whalley & Plane, 2010). For example, the most recent model (Whalley & Plane, 2010) predicted an Mg^+ layer peak at 83 km with a significantly higher density of $1,800 \text{ cm}^{-3}$; however, the absolute concentration is sensitive to the assumed injection rate of Mg from meteoric ablation, which in that study was a factor of 2–3 times higher than the IUVS observations imply (Crismani et al., 2017). More significantly, the model of Whalley and Plane predicted a much larger layer of neutral Mg atoms, peaking at 70 km with a density of $1 \times 10^4 \text{ cm}^{-3}$. Scaling both layers so that the modeled Mg^+ layer

matches the IUVS observations would mean the Mg layer peaking at $\sim 2,000 \text{ cm}^{-3}$ and having a concentration at 90 km of $\sim 300 \text{ cm}^{-3}$. This altitude is where the IUVS instrument is most sensitive to measuring Mg resonance scattering at 285 nm, since at lower altitudes, the scattered solar continuum becomes dominant. Strikingly, the Mg detection upper limit at 90 km is only 130 cm^{-3} (Crismani et al., 2017), more than a factor of 2 smaller than the scaled model prediction. The disagreement is particularly surprising given that the Mg^+ and Mg in the terrestrial upper atmosphere can be satisfactorily modeled (Langowski et al., 2015).

The problem of the “missing” Mg was identified by Crismani et al. (2017), in a study which included a preliminary examination of how the current understanding of meteoric ablation and the atmospheric chemistry of magnesium might need to be changed. The problem is quite challenging: If meteoric ablation injects the magnesium mostly as Mg atoms, or there is significant production of Mg from Mg^+ or molecular species such as MgCO_3 , then the absence of a pronounced Mg layer cannot be explained in terms of the known chemistry of Mg. This is because the only known species in the Martian atmosphere with which Mg atoms can react are O_3 and O_2^+ (as well as other more minor ions such as NO^+); however, none of these reactants has a sufficiently high concentration to reduce Mg significantly (an O_3 profile is shown in Figure S1 in the supporting information) (Crismani et al., 2017).

The first objective of the present study was therefore to investigate this problem in greater detail and show that a satisfactory reconciliation between the IUVS measurements and the model can be achieved. This also provides a more constrained estimate of the Mg meteoric injection rate. Our second objective was then to explore the fate of Mg and Fe (the two dominant meteoric metals) in the Martian mesosphere. The motivation for this is to understand whether meteoric material plays a significant role in providing ice nuclei for the formation of the CO_2 -ice clouds that occur between 65 and 100 km. These clouds have been observed both from the surface of Mars (Smith et al., 1997) and from orbiting spacecraft (Clancy et al., 2007; Määttänen et al., 2010; Montmessin et al., 2007; Vincendon et al., 2011). The clouds occur more frequently close to aphelion, when the mesosphere is coldest, and also at low latitudes where the greater tidal activity produces cold pockets favoring the nucleation and growth of the ice particles, with gravity waves playing a secondary role (Spiga et al., 2012).

The CO_2 -ice particles must form through heterogeneous nucleation because a sufficient degree of supersaturation (i.e., a cold enough temperature) is not reached in the Martian mesosphere for homogeneous nucleation to take place (Määttänen et al., 2010). Listowski et al. (2014) concluded that surface dust particles elevated into the mesosphere are insufficient to explain the observed daytime and nighttime clouds and suggested that an additional flux of meteoritic material is required. However, the source of the ice nuclei remains an unsolved problem. The nucleation of mesospheric H_2O -ice clouds in the terrestrial atmosphere (termed noctilucent or polar mesospheric clouds) is widely considered to occur on meteoric smoke particles (MSPs). MSPs form via the polymerization of molecules such as FeOH , $\text{Mg}(\text{OH})_2$, NaHCO_3 , and SiO_2 , which are the relatively long-lived reservoir species produced by the oxidation of the metallic vapors injected by meteoric ablation (Plane et al., 2015). Recently, the nucleation and growth of CO_2 ice on MSPs—represented by iron oxide and silica nanoparticles (radius $r < 4 \text{ nm}$)—have been studied in the laboratory under conditions appropriate to Mars (Nachbar et al., 2016). For both types of particle, the contact parameter m , which governs nucleation in classical heterogeneous nucleation theory, was found to be only 0.78 ± 0.02 , with no significant temperature dependence between 64 and 73 K. By applying this value for MSPs in the Martian mesosphere, the characteristic temperatures for the onset of CO_2 -ice nucleation were shown to be 8–18 K below the CO_2 frost point temperature. The result is that clouds can only be produced under exceptionally cold conditions, which does not seem to match their observed frequency of occurrence. One explanation for this would be that the MSPs which form in the Martian mesosphere are not in fact mineral grains but small H_2O -ice particles with a metal carbonate core. The reason for exploring this idea is that the value of m for CO_2 condensing on H_2O -ice appears to be much larger: Glandorf et al. (2002) reported an average contact parameter of $m = 0.95$ on an ice substrate held between 130 and 140 K, although the lower limit of this temperature range is around 40 K higher than the temperatures at which the clouds occur.

2. Development of a Magnesium Model for Mars

The 1-D model used for this study is an extension of our earlier model (Whalley & Plane, 2010). A simple eddy diffusion coefficient (K_{zz}) profile (Figure S2) based on the previous literature is used: $K_{zz} = 8 \times 10^6 \text{ cm}^2 \text{ s}^{-1}$ below 90 km, optimized to give agreement between the modeled and IUVS-measured peak of the Mg^+

Table 1
Rate Coefficients for Important Reactions of Mg and Mg⁺ in the Mars Atmosphere

Neutral reactions		
R1	Mg + O ₃ → MgO + O ₂	$2.3 \times 10^{-10} \exp(-139 \text{ K}/T)^a$
R2	MgO + O → Mg + O ₂	$5.8 \times 10^{-10} (T/200 \text{ K})^{1/6 b}$
R3	MgO + CO → Mg + CO ₂	$1.5 \times 10^{-11} (T/200 \text{ K})^{-0.87 b}$
R4	MgO + CO ₂ (+CO ₂) → MgCO ₃ → MgCO ₃ ·(H ₂ O) ₆	$5.9 \times 10^{-29} (T/200 \text{ K})^{-0.86 c, \clubsuit}$
Ion-molecule reactions		
R5	Mg + O ₂ ⁺ → Mg ⁺ + O ₂	$1.2 \times 10^{-9 d}$
R6	Mg + NO ⁺ → Mg ⁺ + NO	$8.2 \times 10^{-10 d}$
R7	MgCO ₃ + O ₂ ⁺ → MgO ⁺ ·CO ₂ + O ₂	$2 \times 10^{-9 e}$
R8	Mg ⁺ + O ₃ → MgO ⁺ + O ₂	$1.2 \times 10^{-9 f}$
R9	MgO ⁺ + O → Mg ⁺ + O ₂	$5.9 \times 10^{-10 b}$
R10	MgO ⁺ + CO → Mg ⁺ + CO	$3.2 \times 10^{-10 h}$
R11	MgO ⁺ + CO ₂ (+CO ₂) → MgO ⁺ ·CO ₂ → MgO ⁺ ·(CO ₂) _n	$2.8 \times 10^{-26} (T/200 \text{ K})^{-3.12 i, \clubsuit}$
R12	MgO ⁺ ·(CO ₂) _n + O → Mg ⁺ + O ₂ + nCO ₂	$5.9 \times 10^{-10 c}$
R13	MgO ⁺ ·(CO ₂) _n + CO → Mg ⁺ + (n + 1)CO ₂	$3.2 \times 10^{-10 j}$
R14	Mg ⁺ + CO ₂ (+CO ₂) → Mg ⁺ ·CO ₂	$5.6 \times 10^{-29} (T/200 \text{ K})^{-1.59 g, \clubsuit}$
R15	Mg ⁺ ·CO ₂ + O → MgO ⁺ + CO ₂	$6.5 \times 10^{-10 b}$
R16	Mg ⁺ ·CO ₂ + O ₂ → MgO ₂ ⁺ + CO ₂	$2.2 \times 10^{-11 g}$
R17	MgO ₂ ⁺ + O → MgO ⁺ + O ₂	$6.5 \times 10^{-10 b}$
R18	Mg ⁺ ·CO ₂ + CO ₂ (+CO ₂) → Mg ⁺ ·(CO ₂) ₂ → MgO ⁺ ·(CO ₂)	$1.4 \times 10^{-27} (T/200 \text{ K})^{-5.08 g, \clubsuit}$
R19	Mg·X ⁺ + e ⁻ → Mg + X (X = O, O ₂ , CO ₂)	$2.4 \times 10^{-7} (T/200 \text{ K})^{-0.5 k}$
R20	MgO ⁺ ·(CO ₂) _n + e ⁻ → MgCO ₃ + (n - 1)CO ₂ → MgO + nCO ₂	$\beta \times 2.4 \times 10^{-7} (T/200 \text{ K})^{-0.5 k, l}$ $(1 - \beta) \times 2.4 \times 10^{-7} (T/200 \text{ K})^{-0.5 k}$
R21	Mg ⁺ ·(CO ₂) _n + e ⁻ → Mg + nCO ₂	$2.4 \times 10^{-7} (T/200 \text{ K})^{-0.5 k}$
R22	Mg ⁺ + e ⁻ → Mg + hv	$3.3 \times 10^{-12} (T/200 \text{ K})^{-0.64 m}$

[♣]Recombination reaction where the rate coefficient measured in N₂ has been multiplied by a factor of 2 to correct for CO₂ as third body. [♠]Recombination reaction where the rate coefficient measured in He has been multiplied by a factor of 8 to correct for CO₂ as third body. ^aPlane and Helmer (1995). ^bPlane and Whalley (2012). ^cRollason and Plane (2001). ^dRutherford et al. (1971). ^eEstimate taking account of the dipole moment of MgCO₃. ^fWhalley et al. (2011). ^gWhalley and Plane (2010), R12 set to lower limit of extrapolation from experimental T range. ^hRowe et al. (1981). ⁱCalculated using Rice-Ramsperger-Kassel-Markus theory (see text). ^jAssumed to have the same rate constant as the MgO⁺ reaction. ^kEstimate base on review of dissociative electron recombination (Florescu-Mitchell & Mitchell, 2006). ^l β is the product branching ratio; values of 1 and 0.75, respectively, are used in the standard model. ^mBadnell (2006).

profile around 95 km (see section 3), and larger values ($> 10^7 \text{ cm}^2 \text{ s}^{-1}$) above 100 km, which are consistent with the K_{zz} required to model measurements made by the Viking 1 and 2 spacecraft (Izakov, 1978) and values that have been used in other 1-D models (Pesnelli & Grebowsky, 2000; Rodrigo et al., 1990). The molecular diffusion coefficient profiles of Mg and Mg⁺ are also illustrated in Figure S2, which shows that the turbopause height would be around 116 km—consistent with measurements made by MAVEN's Neutral Gas Ion Mass Spectrometer during deep dip orbits, which extend periapse down to 130 km (Grebowsky et al., 2017). The turbopause and exobase are observed to move together in response to the warming of the lower atmosphere (Jakosky et al., 2017), and the Mg⁺ layer is expected to follow suit. Therefore, altitudes considered here are relevant for the stated observing conditions and are not intended to represent the Mg⁺ layer generally.

The Mars Climate Database v.5.2 (http://www-mars.lmd.jussieu.fr/mcd_python/) (Forget et al., 1999) is used to provide vertical profiles of temperature, pressure, and the mixing ratios of CO₂, O₂, O₃, O, O₂, and CO (Figure S1). The electron density profile is also taken from the Climate Database, and electrons are assumed to be balanced by O₂⁺ ions (González-Galindo et al., 2013). Daytime low-latitude conditions are used (local noon, latitude = 0°, solar longitude $L_s = 85^\circ$).

Table 1 lists the reactions and rate coefficients for the reaction scheme used in the 1-D model, which is illustrated in Figure 1. Many of these rate coefficients have now been measured over the temperature and pressure ranges needed to extrapolate with reasonable confidence to the conditions on Mars (see the footnotes to the table). Note that the charge transfer reaction of Mg with ambient O₂⁺ ions (and less abundant NO⁺ and CO₂⁺ ions) is much more important than photoionization above 70 km as the source of Mg⁺, which is also the case for the other major metallic ion Fe⁺ (Figure S3) (Whalley & Plane, 2010).

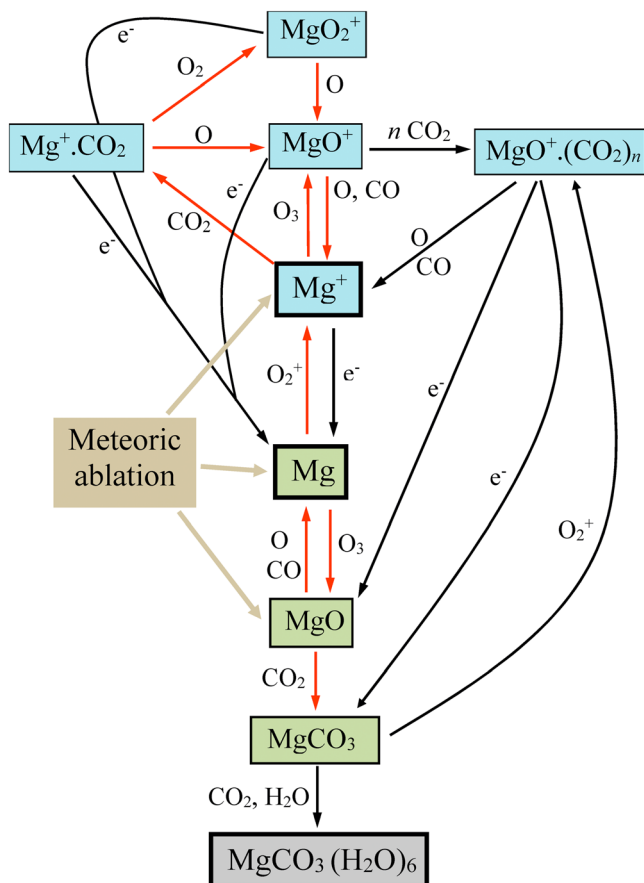


Figure 1. A schematic diagram of the neutral and ion-molecule chemistry of magnesium in the Martian upper atmosphere. Ionized and neutral compounds are shown in blue and green boxes, respectively. The first building block of metal-rich ice particles is shown in gray. Reactions with measured rate coefficients (see Table 1) are indicated with red arrows.

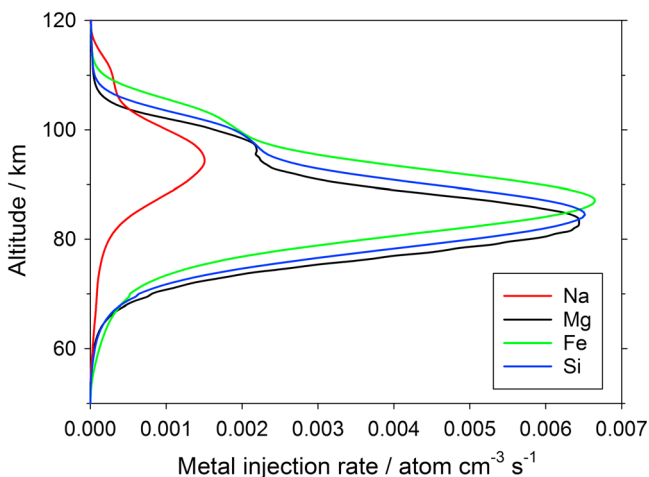


Figure 2. Injection rate of Na, Mg, Fe, and Si as a function of altitude, from the ablation of cosmic dust entering Mars atmosphere.

2.1. Meteoric Ablation

The profile of the Mg injection rate from meteoric ablation is shown in Figure 2. This was calculated using the Leeds Chemical Ablation Model (CABMOD) (Vondrak et al., 2008), which estimates the rates of ablation of individual elements from a meteoroid of specified mass, density, entry velocity, and entry angle. The following processes are included: sputtering by inelastic collisions with air molecules, which can be important before the meteoroid melts; after melting, thermodynamic equilibrium of the molten phase and the vapor around the particle; and the evaporation rate of each element (atom or oxide) calculated assuming Langmuir evaporation. We have recently used this model to determine the absolute fluxes of cosmic dust particles entering the terrestrial atmosphere from three sources: short-period Jupiter Family Comets, Long Period Comets, and Asteroids (Carrillo-Sánchez et al., 2016), where the size and velocity distributions of dust from each source are determined from an astronomical model (Nesvorný et al., 2010, 2011). This model, constrained by terrestrial observations, is now applied to Mars.

Integrating over the mass and velocity distributions from the different dust sources yields the absolute injection rates of different elements, illustrated in Figure 2 for Mg, Fe, Na, and Si. The peak height and absolute injection rate of Mg are in good agreement with the previous Mars models of Molina-Cuberos et al. (2003) and Whalley and Plane (2010). The peak injection rate is around 83 km, which is ~10 km lower than in the Earth’s atmosphere (Carrillo-Sánchez et al., 2016). This is because the mean orbital velocity of Mars is 24.1 km s⁻¹ and its escape velocity is 5.0 km s⁻¹, compared with 29.8 and 11.2 km s⁻¹ for Earth. Extrapolating globally, the ablation input of Mg species would be 0.06 t sol⁻¹, out of a total dust input at Mars of 2.7 ± 1.6 t sol⁻¹. The uncertainty in the global input rate is estimated using the Monte Carlo procedure we used previously to fit the contribution from the three cosmic dust sources entering the terrestrial atmosphere (Carrillo-Sánchez et al., 2016); this uncertainty is then (arbitrarily) doubled because the Mars input is unconstrained apart from the IUVS measurements. The total input rate agrees well with our recent estimate of 2–3 t sol⁻¹ (Crismani et al., 2017).

We now consider the fraction of ablating magnesium that forms neutral atomic Mg. CABMOD predicts that only 16% of the Mg in the incoming particles ablates, because MgO in the silicate melt is relatively refractory and so most of the Mg ablates from particles traveling faster than 8 km s⁻¹. The kinetic energy of the freshly ablated Mg is then above the ionization energy of Mg (7.64 eV), so that Mg⁺ could be produced through hyperthermal collisions. There are two further possibilities. First, these high-energy collisions can also produce Mg in its low-lying metastable Mg(³P) state, which is 2.7 eV above the (¹S) ground state. The ³P₁ spin-orbit state decays radiatively in 4 ms, and the ³P₂ and ³P₀ multiplets are dark states. Since the statistical ratio of these dark states to the ³P₁ state is 2.8:1, at least 73% of the Mg(³P) will survive long enough to undergo collisions with CO₂ molecules, which produces MgO efficiently (Cox & Dagdigan, 1984; Taieb & Broida, 1976). Second, collisions of ground-state Mg(¹S) with CO₂ can be sufficiently

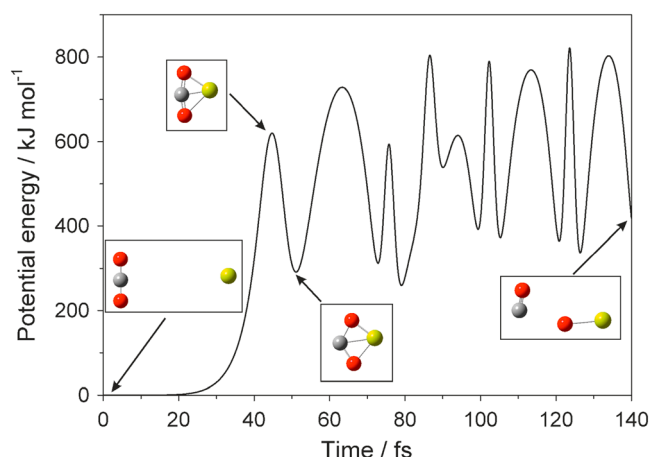


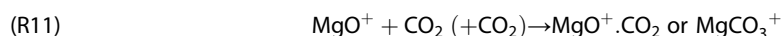
Figure 3. Trajectory calculation of Mg colliding with CO₂ at a relative velocity of 10.8 km s⁻¹ and producing MgO + CO. The change in potential energy as a function of time is shown, along with the molecular geometries at four points along the trajectory (Mg: yellow; oxygen: red; carbon: gray). Level of theory: b3lyp/6-311+g(2d,p). An animation of the trajectory is included in movie S2.

energetic to produce MgO + CO directly, since this reaction is endothermic by only 2.8 eV (Plane & Whalley, 2012).

We explored these options by simulating hyperthermal collisions using quantum chemistry dynamics calculations. The AtomCentered Density Matrix Propagation (ADMP) method (Schlegel et al., 2002) was employed, as implemented in the Gaussian 09 suite of programs (Frisch et al., 2009). The electronic structure model used for the ADMP calculations was B3LYP density functional theory with the 6-311+g(2d,p) basis set. The ADMP trajectory steps were 0.1 fs long and used fully converged self-consistent field results. Figure 3 is an example of trajectory where Mg reacts with CO₂ to produce MgO and CO. Note the large amount of vibrational excitation in the products. An animation of the trajectory is available in Movie S2 in the supporting information. An example of a trajectory which produces excited Mg(³P), CO, and O(³P), thus conserving overall spin since Mg + CO₂ begins on a surface with singlet spin, is also shown in Figure S4 and Movie S1.

2.2. Neutralization of Mg-Containing Ions

As shown in Figure 1, a variety of small molecular ions—Mg⁺.CO₂, MgO⁺, and MgO₂⁺—form from Mg⁺. If these ions then undergo dissociative recombination (DR) with electrons, Mg atoms will be the most likely product. In order to avoid the resulting buildup of neutral Mg to levels observable by the IUVS instrument at 90 km, we considered the role of clustering in a CO₂ atmosphere. First, the clustering of CO₂ with MgO⁺ (the reaction numbering follows that in Table 1):



The rate coefficient for this reaction was calculated using electronic structure theory to determine the reaction enthalpy (149 kJ mol⁻¹) at the complete basis set (CBS-QB3) level of theory from Petersson and coworkers (Montgomery et al., 2000). The molecular parameters (rotational constants and vibrational frequencies) required to apply Rice-Ramsperger-Kassel-Markus theory (Whalley et al., 2011) are listed in Table S1 in the supporting information. Figure 4 is a potential energy surface for the reaction. Although both products are accessible (the transition state between them is below the entrance channel of the reaction), the density of states of the loosely-bound MgO⁺.CO₂ cluster is much higher than the MgCO₃⁺ ion, and so this is the preferred product. The calculated rate coefficient is listed in Table 1. Once formed, further CO₂ molecules are likely to cluster to produce MgO⁺.(CO₂)_n, which can then undergo DR:

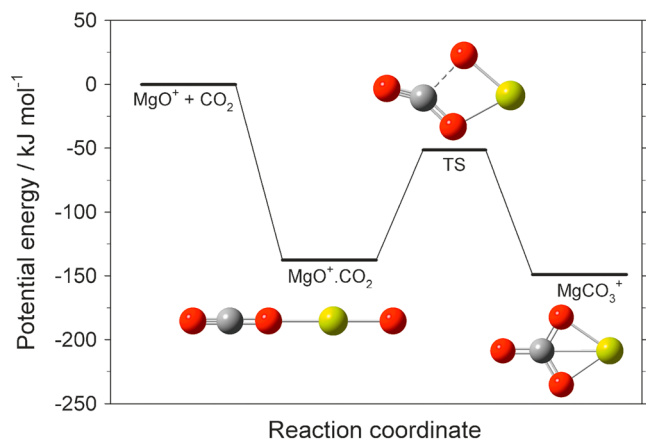
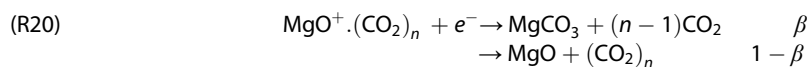


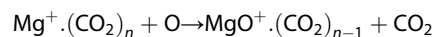
Figure 4. Potential energy surface for the addition of CO₂ to the MgO⁺ ion, calculated at the CBS-QB3 level of theory (Mg: yellow; O: red; C: gray).

where β is the reaction branching ratio to form MgCO₃, thus potentially avoiding formation of Mg since MgO is likely to be rapidly reduced to Mg by reaction with O and CO (Figure 1).

Second, the clustering of CO₂ with Mg⁺.CO₂, which we have measured to be a fast association reaction (Whalley et al., 2011):



Further clustering with CO₂ is likely, followed at some point by ligand-switching with O:



This reaction will be more likely than DR with electrons because, although the rate coefficient for this reaction—which is around 6 × 10⁻¹⁰ cm³ molecule⁻¹ s⁻¹ (Whalley et al., 2011)—is ~500 times slower than the DR reaction, the ratio of [O]/[e⁻] exceeds 10⁵ at altitudes below

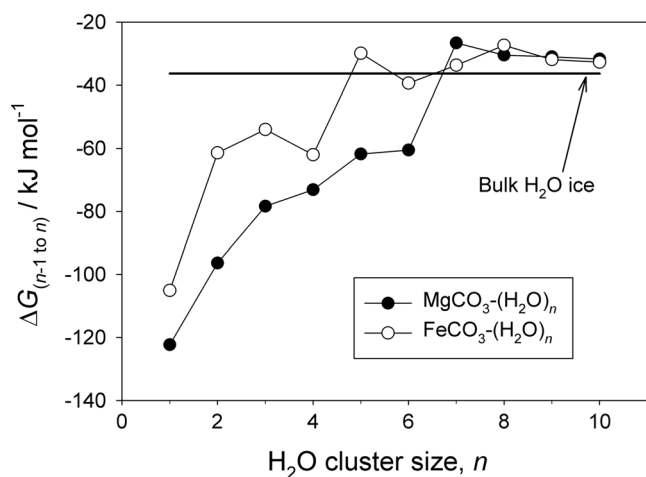


Figure 5. Change in Gibbs free energy (ΔG) at 100 K for the formation of the n th H₂O cluster by addition of a single H₂O molecule to the $(n - 1)$ th cluster, for MgCO₃ and FeCO₃.

although the barrier between FeO⁺.CO₂ and FeCO₃⁺ is now higher than the reactant entrance channel, and so FeO⁺.CO₂ should be the exclusive product. The molecular properties of the surface are listed in Table S2. Application of Rice-Ramsperger-Kassel-Markus theory (see section 2.2) indicates that this reaction should be slightly slower than R1: $k(\text{FeO}^+ + \text{CO}_2) = 1.1 \times 10^{-26} (T/200 \text{ K})^{-3.11} \text{ cm}^6 \text{ molecule}^{-2} \text{ s}^{-1}$. It is therefore likely that meteor-ablated Fe will follow a similar path to FeCO₃ as that illustrated in Figure 1 for Mg.

2.3. Formation of Neutral Clusters of MgCO₃ and FeCO₃

Both MgCO₃ and FeCO₃ have extremely large dipole moments: 11.6 and 9.2 Debye, respectively, at the B3LYP/6-311+g(2d,p) level of theory. We now examine the clustering of CO₂ and H₂O to these polar molecules. The Gibbs free energies of the clusters were calculated up to sizes relevant for the temperature and pressure conditions of the Martian mesosphere (5 CO₂ ligands and 10 H₂O ligands). For computational efficiency, calculations were performed at the B3LYP/6-311+g(2d,p) level, which provides a compromise between tolerable accuracy (which we have previously benchmarked against higher levels of theory; Plane, 2011) and the demanding computational resources required to perform calculations (including vibrational frequencies) on systems with up to 35 atoms.

The geometries of MgCO₃ and FeCO₃ and their clusters were first optimized. As we have shown previously (Rollason & Plane, 2000, 2001), these molecules have planar, kite-shaped structures with C_{2v} symmetry. Electronically, MgCO₃ has a singlet spin state, that is, the molecule has no unpaired electrons, whereas FeCO₃ is in a quintet spin state with four unpaired electrons. After optimizing the molecular geometry of each species, the vibrational frequencies were calculated in order to make zero-point energy corrections to the cluster binding energies. The vibrational frequencies and rotational constants were then used to compute the binding entropies, and hence, the Gibbs free energy changes for cluster formation. The molecular parameters for MgCO₃-(CO₂)₁₋₄, FeCO₃(CO₂)₁₋₃, MgCO₃-(H₂O)₁₋₁₀, and FeCO₃-(H₂O)₁₋₁₀ are listed in Tables S3, S4, S5, and S6, respectively. It should be noted that some of the clusters have vibrational modes with frequencies less than 100 cm⁻¹, which really correspond to hindered internal rotations of the CO₂ or H₂O molecules against the metal carbonate. In fact, treating these low-frequency vibrations in the limit as free rotors over the pertinent temperature range of 80–150 K (using the method of Benson, 1968) produces little difference in the calculated values of $\Delta G_{n-1,n}$, the Gibbs free energy change for the addition of a CO₂ or H₂O molecule to a cluster of MgCO₃ and FeCO₃ with $n - 1$ ligands. Hence, the rotational and vibrational partition functions were calculated assuming that the clusters are rigid rotors and that all vibrations are harmonic. The $\Delta G_{n-1,n}$ values are listed in Tables S7–S10, over a range of temperatures from 80 to 150 K.

Figure 5 illustrates the dependence of $\Delta G_{n-1,n}$ on n for the addition of H₂O to MgCO₃ and FeCO₃ at 100 K. This shows that the free energy change is strongly favorable (i.e., negative) for the formation of the first few

110 km. Thus, in the model, we assume that R18 leads to formation of MgO⁺.(CO₂)_n.

In the 1-D model the sink for MgCO₃ is assumed to be clustering with other meteoric compounds. This is treated here in two ways. The simpler approach is to include a dimerization reaction of MgCO₃ with itself, where (MgCO₃)₂ is treated as a permanent sink (Plane, 2004). The dimerization rate coefficient is assigned to be $4.5 \times 10^{-9} \text{ cm}^3 \text{ molecule}^{-1} \text{ s}^{-1}$, which is 5 times larger than the dipole-dipole capture rate of MgCO₃ + MgCO₃. This reflects the fact that an MgCO₃ molecule could polymerize with other metal carbonates as well as MgCO₃ and also react with SiO₂. The ratio of all ablating meteoric metals to Mg is ~4:1 (section 2.1), which we arbitrarily increase by 25% to 5:1 to allow for reaction with larger clusters. The second approach is to use the ice particle surface area calculated in section 2.3 to provide a heterogeneous sink for MgCO₃, with an uptake coefficient of unity. Both approaches yield very similar results for the modeled Mg and Mg⁺ layers.

Figure S5 illustrates the potential energy surface for the FeO⁺ + CO₂ reaction, analogous to R18. The surface is similar to that for MgO⁺ + CO₂,

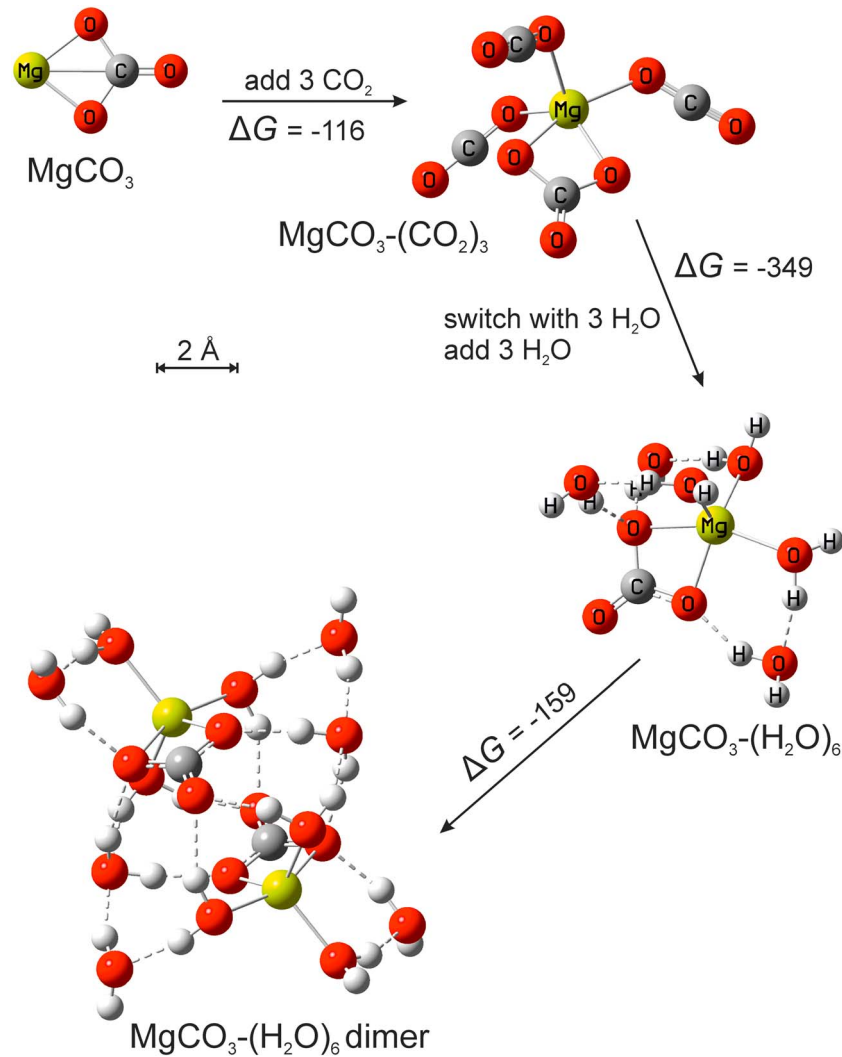
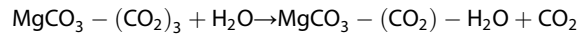


Figure 6. Route from MgCO_3 to the stable ice nanoparticle. Initially up to four CO_2 molecules can bind to the MgCO_3 , but these switch with the stronger H_2O ligand to form $\text{MgCO}_3(\text{H}_2\text{O})_6$. These clusters can then coagulate with favorable free energies (ΔG , in kJ mol^{-1}).

clusters ($n = 6$ for MgCO_3 , $n = 4$ for FeCO_3), and then ΔG approaches that for sublimation of an H_2O to a bulk ice surface, determined from the vapor pressure above H_2O -ice at 100 K (Murphy & Koop, 2005, equation (7)). In the Martian mesosphere between 70 and 90 km, $\text{MgCO}_3-(\text{CO}_2)_n$ clusters up to $n = 3$ are stable at temperatures below 150 K. Given that CO_2 is the major atmospheric constituent, $\text{MgCO}_3-(\text{CO}_2)_3$ will form very rapidly, followed by ligand exchange with H_2O . For example, for the ligand-switching reaction



ΔG ranges from -58.7 to -58.3 kJ mol^{-1} between 80 and 150 K, and so switching is overwhelmingly favored despite the H_2O mixing ratio being only ~ 0.7 parts per million between 65 and 90 km (http://www-mars.lmd.jussieu.fr/mcd_python/) (Forget et al., 1999). This means that the three CO_2 molecules that originally clustered with the MgCO_3 will be displaced by H_2O , and then further addition of H_2O will occur up to $\text{MgCO}_3-(\text{H}_2\text{O})_6$, which is stable at all temperatures below 150 K between 60 and 90 km.

Figure 6 illustrates this sequence from MgCO_3 to $\text{MgCO}_3-(\text{H}_2\text{O})_6$. The $\text{MgCO}_3-(\text{H}_2\text{O})_6$ particles will form relatively rapidly compared to the coagulation rate of metal-containing compounds, and so $\text{MgCO}_3-(\text{H}_2\text{O})_6$ is likely to be the building block for larger particle. The first step in coagulation will be production of the $\text{MgCO}_3-(\text{H}_2\text{O})_6$ dimer, a reaction which is highly exothermic so that ΔG ranges from -174 to -157 kJ mol^{-1} between 80 and 150 K (see Figure 6). Further coagulation should be equally strongly

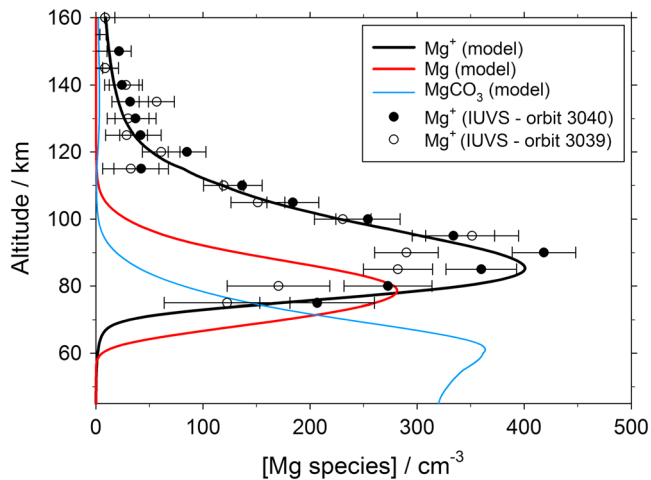


Figure 7. Vertical profiles of Mg^+ , Mg , and $MgCO_3$ predicted by the 1-D model for local noon at the equator, $L_s = 85^\circ$. The symbols show Mg^+ measurements by the Imaging Ultraviolet Spectrograph instrument on Mars Atmosphere and Volatile EvolutionN during two successive orbits.

avored. $FeCO_3$ has a smaller dipole moment than $MgCO_3$ (see above) and so forms less stable clusters. $FeCO_3-(CO_2)_n$ clusters up to $n = 1$ are stable below 150 K and $n = 2$ below 120 K. Ligand-switching with H_2O and further addition of H_2O will then build up $FeCO_3-(H_2O)_6$ clusters which are stable below 130 K. Other metal carbonates (e.g., $NaCO_3$ with a dipole moment of 8.7 Debye at the B3LYP/6-311+g(2d,p) level) will also produce H_2O clusters in the same way.

The only meteoric ablation product that should not form H_2O clusters is Si. This element will initially form SiO_2 , which will then hydrolyze to silicic acid ($Si(OH)_4$) (Plane et al., 2016). This symmetric molecule with the four OH groups arranged in a tetrahedron around the Si atom does not have a dipole moment, so that H_2O can only hydrogen bond with a bond energy of 24 kJ mol^{-1} (at the B3LYP/6-311+g(2d,p) level), which is too small to produce a sufficiently favorable free energy. We therefore assume that—under steady state background conditions—the rate of injection of metal carbonate- H_2O clusters is equal to the rate of ablation of all metals apart from Si. In fact, Mg and Fe make up 89% of the non-Si injection rate between 80 and 90 km.

The subsequent growth of particles via coagulation is then treated using a semi-implicit, volume-conserving sectional model (Saunders & Plane, 2006). Growth takes place through a number of discrete size bins where the first bin size ($r_1 = 0.46 \text{ nm}$) corresponds to the radius of a $MgCO_3-(H_2O)_6$ cluster (Figure 6), with an effective particle density of 780 kg m^{-3} . The size (r_i) of successive bins is scaled geometrically (i.e., $r_{i+1} = f^{1/3} r_i$, where $f = 2.0$), so that the radius of the largest of the 40 bins in the model is $r_{40} = 3.8 \text{ }\mu\text{m}$.

Extrapolating from the large negative ΔG for the dimerization of $MgCO_3-(H_2O)_6$ clusters (see above), collisions between particles in all size bins are assumed to proceed spontaneously (i.e., without a thermodynamic barrier). Growth is then dominated by Brownian diffusion and coagulation. Collisions between pairs of particles are assumed to result in coalescence, where the spherical morphology and relatively open structure (particle density = 780 kg m^{-3}) are maintained. Note that the effective density of the $MgCO_3-(H_2O)_6$ dimer in Figure 6 is only 595 kg m^{-3} . However, as discussed below (section 3.2), residual gas-phase H_2O may condense onto these particles, so that their densities would increase toward that of low density amorphous H_2O ice (940 kg m^{-3} ; Jenniskens & Blake, 1994). Following Fuchs (1964), the coagulation rate coefficients of the smaller particles are calculated using an expression for the free molecular regime (i.e., Knudsen number, $K_n \gg 1$), which is interpolated into the transition regime for larger particles. Gravitational sedimentation of particles in each size bin is calculated using Stokes’s law, modified for the slip-flow regime (Jacobson, 2005).

3. Results and Discussion

3.1. The Mg^+ and Mg Layers

The major objective of the modeling was to explain the observed Mg^+ profile and the lack of a detectable Mg signal above the IUVS threshold of 130 cm^{-3} at 90 km (Crismani et al., 2017). These constraints can be met by making the following assumptions in the model (see the discussion in Sections 2.1 and 2.2): When the Mg atoms ablate, hyperthermal collisions with CO_2 produce Mg^+ (50%) and MgO or Mg (50%), and the branching ratio for the DR reaction of $MgO^+ \cdot (CO_2)_n$ with electrons is set to $\beta = 1$; that is, the product is $MgCO_3$. This is referred to as the “base case.” Figure 7 illustrates a 1-D model simulation of the major magnesium species— Mg^+ , Mg , and $MgCO_3$. The modeled Mg^+ profile agrees very well—in terms of the top and bottom scale heights and the peak altitude—with that retrieved from the IUV instrument on two successive MAVEN orbits (Crismani et al., 2017). Furthermore, the Mg layer at 90 km is 125 cm^{-3} , that is, below the IUVS detection threshold. Note that the concentrations of the other magnesium species treated explicitly in the model— MgO , MgO^+ , $Mg^+ \cdot CO_2$, and $MgO^+ \cdot CO_2$ —are below 1 cm^{-3} between 30 and 200 km.

We now consider the sensitivity of the model to the two assumptions described above. Figure 8 illustrates the modeled Mg^+ and Mg layers when two changes are made to the base case (which is depicted with

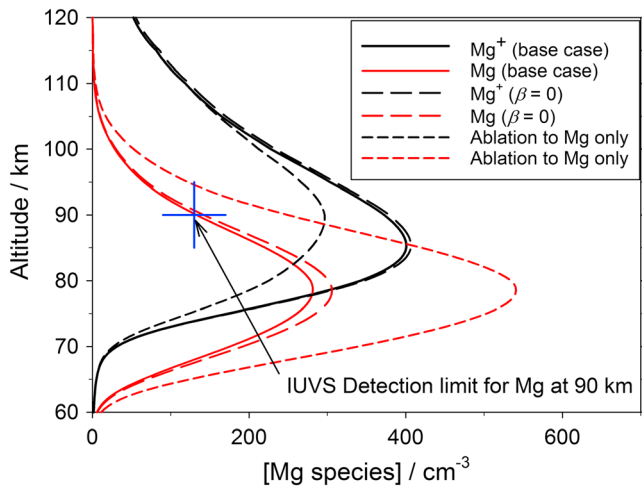


Figure 8. Sensitivity of the 1-D modeled Mg and Mg⁺ to the branching ratio β in reaction 20 and to the fraction of meteoric magnesium which ablates to neutral Mg atoms (see text for further details). The model base case is that illustrated in Figure 6. The blue cross marks the detection limit for Mg atoms at 90 km using Mars Atmosphere and Volatile EvolutionN's Imaging Ultraviolet Spectrograph instrument.

the magnesium is injected as neutral species, the Mg at 90 km is 179 cm⁻³; even 60% neutral yields 156 cm⁻³, which should be readily detectable. Thus, it appears that at least 50% of the magnesium needs to be injected as Mg⁺. This implies an unexpectedly high probability of ionization for hyperthermal collisions of Mg with CO₂, compared to what is expected for Mg colliding with O₂ and N₂ (Janiches et al., 2017). In the case of Fe, 50% ionization occurs for collisions with CO₂ at speeds in excess of ~35 km s⁻¹ (Thomas et al., 2016), which is relatively high for cosmic dust particles entering the Martian atmosphere. The impact ionization of Mg with CO₂ should be studied experimentally in the future.

A final point is the sensitivity of the model to the Mg meteoric input function. As discussed in section 2, the absolute injection rate is correlated to the eddy diffusion coefficient, K_{zz} : A higher injection rate requires faster downward mixing through the mesosphere, in order to reproduce the observed Mg⁺ profile, and vice versa. This means that, although the meteoric input function is uncertain (section 2.1), the amount of available meteoric material in the upper mesosphere above 60 km is quite tightly constrained by the model having to replicate the IUVS measurements of Mg⁺. Hence, the number of metal carbonate cores for nucleating H₂O-ice particles (see section 3.2) is also constrained. The lifetime of chemically labile Mg species can be estimated by dividing the sum of the column abundances of Mg⁺, Mg, and MgCO₃ in Figure 7 by the Mg ablation flux of $1.2 \times 10^4 \text{ cm}^{-2} \text{ s}^{-1}$ (integrated curve in Figure 2). The resulting lifetime of 3.1 days means that the diurnal variation of the meteoric input (which should peak around sunrise) is largely smoothed out (Plane, 2004). Furthermore, the seasonal variability of the meteoric input should be smallest at low latitudes (by analogy with the terrestrial input function; Feng et al., 2013), which is therefore appropriate for modeling the low-latitude IUVS measurements shown in Figure 7.

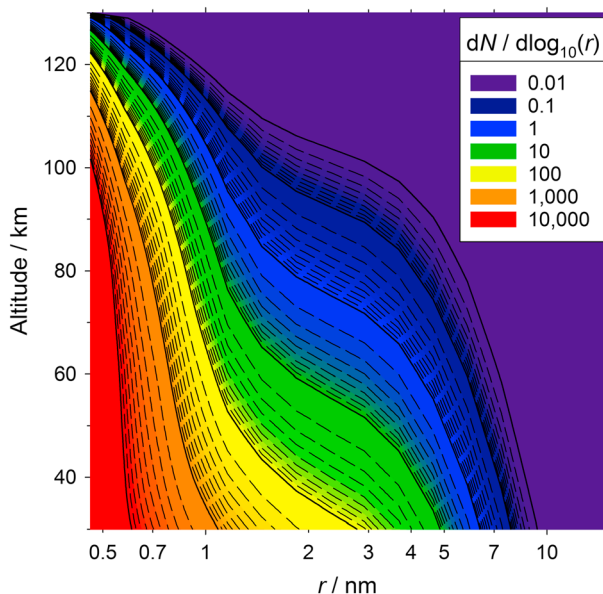


Figure 9. Size distribution of metal-containing ice particles as a function of height, produced by a meteoric input of 2.7 t sol^{-1} .

solid lines in Figure 8). First, when β is set to 0 so that MgO⁺·(CO₂)_n dissociates to MgO rather than MgCO₃, there is a modest increase in Mg to 142 cm⁻³ at 90 km, that is, just above the detection limit, and a very small increase of Mg⁺ (because the MgO immediately forms Mg by reaction with O and CO, followed by charge transfer with O₂⁺ to yield Mg⁺, rather than being permanently removed via MgCO₃ dimerization). These model runs are shown as long dashed lines in Figure 8. Thus, IUVS observations do not really constrain the value of β .

The second change is to assume that all the ablated Mg forms neutral Mg atoms or MgO and no Mg⁺. This model run is depicted with short dashed lines in Figure 8. The model shows almost no sensitivity to whether MgO or Mg is the neutral ablation product, because MgO is reduced rapidly to Mg by reaction with O and CO. Injecting 100% of the magnesium as neutral Mg/MgO causes a very substantial increase in the Mg at 90 km to 254 cm⁻³, that is, almost twice the detection threshold (indicated with a blue cross in Figure 8). Moreover, the Mg⁺ peak falls to around 300 cm⁻³, which is at the low end of the IUVS observations (Figure 7): Increasing the injection rate of magnesium to bring the Mg⁺ peak closer to the observed peak (350–420 cm⁻³) would make the Mg at 90 km even larger. If 70% of

3.2. Formation of Metal Carbonate H₂O-Ice Particles and CO₂-Ice Cloud Formation

Figure 9 illustrates the modeled size distribution of H₂O-ice particles containing metal carbonate cores, as a function of altitude. In the

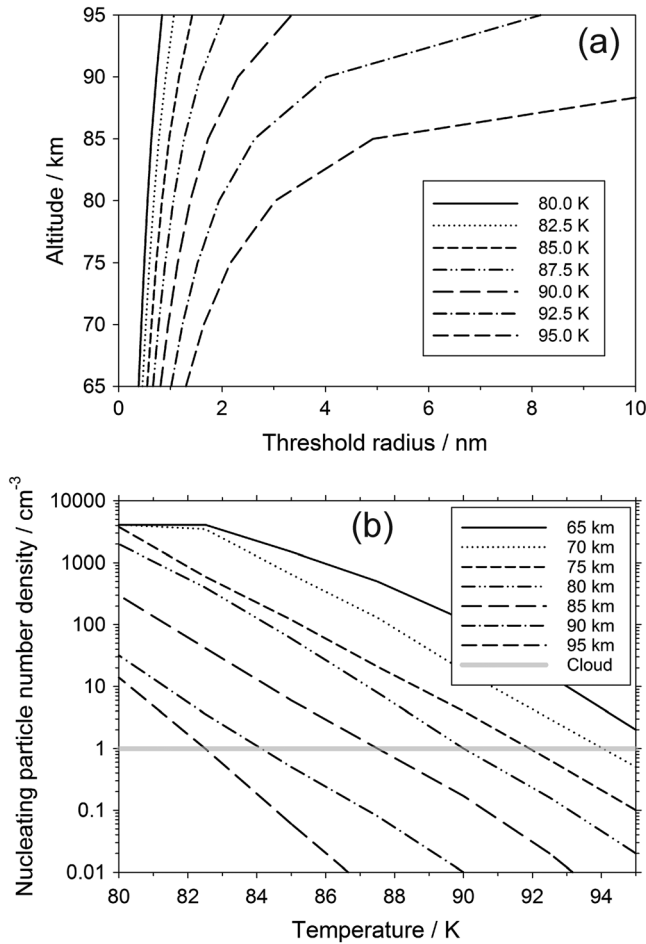


Figure 10. (a) Threshold radius of a H₂O-ice nucleating particles (NPs) that can be activated for nucleation and growth of CO₂-ice, as a function of height in the Mars atmosphere, and for a selection of temperatures between 80 and 95 K. (b) Number density of NPs with a size equal to or greater than the threshold radius, as a function of temperature, and for a selection of altitudes between 65 and 95 km. The horizontal gray line indicates the number density required to form a CO₂-ice cloud with the maximum optical thickness observed.

following discussion these particles are termed nucleating particles (NPs). The fresh supply of new NPs such as MgCO₃·(H₂O)₆ means that the maximum in the distribution at all heights corresponds to monomers ($r = 0.46$ nm), but coagulation leads to an increasing tail to larger NP sizes at lower altitudes. In order to evaluate the formation of mesospheric CO₂ clouds on the NPs, classical nucleation theory was employed. Nucleation is specifically described here in terms of classical heterogeneous nucleation theory induced by surface diffusion, which has been used previously for the study of mesospheric CO₂ ice clouds (Listowski et al., 2014; Määttänen et al., 2005, 2007; Nachbar et al., 2016). CO₂ molecules are assumed to stick and subsequently diffuse to form clusters on the surface of the NPs, which can result in the formation of a critical cluster leading to stable nucleation of CO₂ ice on the particle. The larger the surface area available for nucleation the greater the likelihood that stable nucleation will occur. The rate of nucleation (J_{het} , in units of s⁻¹) for a spherical NP of radius r is given by

$$J_{\text{het}} = A_N Z_{\text{het}} \beta_{\text{het}} c_{1,s} \exp\left(\frac{-\Delta F_{\text{het}}}{kT}\right)$$

where $A_N (=4\pi r^2)$ is the surface area of the NP; Z_{het} is the heterogeneous Zeldovich factor (≤ 1) which allows for super-critical clusters to dissociate, thereby reducing J_{het} ; β_{het} is the flux of CO₂ molecules from the gas phase to the NP surface; $c_{1,s}$ is the concentration of monomers on the NP surface from which critical clusters can form; and ΔF_{het} is the free energy change involved in forming a critical cluster on the NP surface. As described in Appendix A of Nachbar et al. (2016), ΔF_{het} is calculated from the product of the homogeneous free energy of formation of a spherical cluster (calculated from the Gibbs-Thomson equation) with a factor $f(m,x)$ (Fletcher, 1958), where x is the ratio of the size of the NP to the critical cluster and m is the contact parameter. For CO₂ nucleation on these NPs, an m value of 0.95 determined by Glandorf et al. (2002) for CO₂ nucleation on a H₂O substrate was used. The temperature-dependent CO₂ ice density was taken from Mangan et al. (2017), while all other parameters used in this nucleation theory calculation are from Nachbar et al. (2016).

To assess whether the calculated size distribution of NPs in Figure 9 is sufficient to form CO₂ clouds, the threshold particle radius necessary for nucleation was evaluated under relevant conditions of altitude (65–100 km) and temperature (80–100 K) using the CO₂ density profile for the Martian atmosphere (Figure S1). The threshold radius of NPs that produce a nucleation rate of 0.05 s⁻¹ was calculated across this range of altitude and temperature, as shown in Figure 10a (see also Table S11). This nucleation rate was chosen to achieve a nucleation probability of 1 on a timescale no longer than 100 s. Any NPs whose size is equal to or larger than this threshold particle radius are assumed to nucleate and produce CO₂-ice particles on the several hour timescale of mesospheric cold pockets (Listowski et al., 2014). Note that due to the highly temperature-dependent nature of the nucleation rate, the timescale over which nucleation occurs is relatively insensitive to NP radius; an order of magnitude increase in nucleation rate only increases the size of the threshold particle radius by 1%.

The concentration of NPs from the size distribution in Figure 9 that are at least as large as the threshold radius is plotted as a function of temperature in Figure 10b, for a range of altitudes between 65 and 95 km. Listowski et al. (2014), using a 1-D microphysical model for daytime CO₂ clouds, found that ice particle concentrations of around 1 cm⁻³ were sufficient to reproduce the observed cloud opacities (Määttänen et al., 2010; Vincendon et al., 2011). The horizontal gray line in Figure 10b shows that at 65 km, there are sufficient NPs of threshold radius or larger to produce a CO₂-ice cloud with this density of particles at temperatures

below 95 K. In contrast, at a height of 95 km the temperature would need to fall below ~ 82 K to produce such a cloud. At heights between 65 and 80 km where the daytime equatorial clouds tend to be observed (Montmessin et al., 2007), these clouds could potentially form at temperatures below 95 K. The nighttime subtropical clouds that occur above 85 km (Montmessin et al., 2006) would require colder temperatures below 85 K.

A further point to consider is that formation of these metal-carbonate ice particles only consumes a small amount of the H_2O available in the mesosphere. For example, at 70 km the total number density of NPs is $4,200 \text{ cm}^{-3}$ and the H_2O concentration locked up in these particles is $32,500 \text{ cm}^{-3}$ (an average of 7.7 H_2O per particle, since most particles are still the $\text{MgCO}_3(\text{H}_2\text{O})_6$ monomer). This should be compared with the background H_2O concentration at 70 km of around $6 \times 10^7 \text{ cm}^{-3}$ (http://www-mars.lmd.jussieu.fr/mcd_python/). If all of this H_2O condensed first onto the NPs before uptake of CO_2 then, if distributed evenly, there would be a concentration of $4,200 \text{ cm}^{-3}$ NPs with a radius of 4.8 nm (assuming an ice density of 950 kg m^{-3}). This would greatly facilitate the formation of CO_2 -ice clouds.

CO_2 -ice formation on these NPs therefore seems a promising route to cloud formation. However, it needs to be stressed that the calculations presented here assume that the contact parameter, m , has a value of 0.95 that is independent of temperature below the experimental lower limit of 130 K (Glandorf et al., 2002). If, in fact, m decreases with temperature toward the value of $m = 0.78$ measured by Nachbar et al. (2016) on mineral nanoparticles, then the nucleating performance of these NPs would be reduced. For example, at an altitude of 70 km and a temperature of 90 K, if $m = 0.95$, then there would be 18 cm^{-3} NPs of critical radius available for nucleation. If m decreases to 0.78 at 90 K, then only 0.7 cm^{-3} NPs would be available, which would be marginal for cloud formation (although this might be offset by the uptake of additional H_2O , as discussed above). Further experimental measurements of CO_2 uptake on H_2O -ice at temperatures below 130 K would be very desirable.

4. Conclusions

In this study we have shown that the IUVS measurements of the persistent Mg^+ layer around 90 km in the Martian atmosphere can be satisfactorily modeled, assuming a rate of cosmic dust input into the atmosphere of 3 t sol^{-1} . The absence of detectable Mg at 90 km suggests that at least 50% of the ablating Mg atoms then ionize through hyperthermal collisions with CO_2 molecules. This result should be tested experimentally in the future. We have also explored the route of neutralization of Mg^+ ions via the $\text{MgO}^+(\text{CO}_2)_n$ cluster ion, which can undergo DR with electrons to produce MgCO_3 directly, thus avoiding a buildup of Mg to detectable levels. The IUVS measurements allow the meteoric injection rate of Mg to be constrained, from which the production rate of metal carbonate molecules (principally MgCO_3 and FeCO_3) can be determined. These molecules have extremely large electric dipole moments, so that they will immediately form clusters with up to three CO_2 molecules; these will gradually be replaced with up to six H_2O molecules at temperatures below 150 K. These clusters should then coagulate efficiently, building up "dirty" ice particles that can act as NPs for the formation of CO_2 -ice clouds. Formation of observable mesospheric clouds between 65 and 80 km should occur when the temperature drops below 95 K, and clouds above 85 km require temperatures about 5 K colder; these temperatures have been observed by SPICAM on Mars Express (Montmessin et al., 2006). Note, however, that this conclusion depends on the contact angle m for CO_2 nucleation on H_2O -ice not varying significantly with temperature below 130 K, although even if m does decrease, this may be offset by the initial condensation of additional H_2O making the NPs larger and hence facilitating CO_2 uptake.

References

- Badnell, D. R. (2006). Radiative recombination data for modeling dynamic finite-density plasmas. *The Astrophysical Journal Supplement Series*, 167(2), 334–342. <https://doi.org/10.1086/508465>
- Benson, S. W. (1968). *Thermochemical kinetics*. New York: John Wiley.
- Carrillo-Sánchez, J. D., Nesvorný, D., Pokorný, P., Janches, D., & Plane, J. M. C. (2016). Sources of cosmic dust in the Earth's atmosphere. *Geophysical Research Letters*, 43, 11,979–11,986. <https://doi.org/10.1002/2016GL071697>
- Clancy, R. T., Wolff, M. J., Whitney, B. A., Cantor, B. A., & Smith, M. D. (2007). Mars equatorial mesospheric clouds: Global occurrence and physical properties from Mars Global Surveyor Thermal Emission Spectrometer and Mars Orbiter Camera limb observations. *Journal of Geophysical Research*, 112, E04004. <https://doi.org/10.1029/2006JE002805>

Acknowledgments

This work was supported by the European Research Council (project 291332-CODITA) and the Science and Technology Facilities Council (ST/P00041X/1). A.M. acknowledges support from the French Space Agency CNES, the national planetology program PNP, and the Solar System Group of the Institut Pierre Simon Laplace. We thank David Nesvorný (Southwest Research Institute) and Petr Pokorný (The Catholic University of America) for supplying output from their astronomical dust model. The CABMOD and Mars 1-D model output is archived at the Leeds University PETAL (PetaByte Environmental Tape Archive and Library) <http://www.see.leeds.ac.uk/business-and-consultation/facilities/petabyte-environmental-tape-archive-and-library-petal/> and is available upon request to J.M.C.P. The IUVS data have been publicly archived at the Planetary Atmospheres node of the Planetary Data System (PDS). These data products used herein are of the form: `periapse[***] level1b`.

- Cox, J. W., & Dagdigan, P. J. (1984). Chemiluminescence and laser fluorescence study of several $\text{mg} (^1\text{S}, ^3\text{P}_0)$ oxidation reactions: On the MgO dissociation energy. *The Journal of Physical Chemistry*, 88(12), 2455–2459. <https://doi.org/10.1021/j150656a008>
- Crismani, M. M. J., Schneider, N. M., Plane, J. M. C., Evans, J. S., Jain, S. K., Chaffin, M. S., et al. (2017). Detection of a persistent meteoric metal layer in the Martian atmosphere. *Nature Geoscience*, 10(6), 401–404. <https://doi.org/10.1038/ngeo2958>
- Feng, W., Marsh, D. R., Chipperfield, M. P., Janches, D., Höffner, J., Yi, F., & Plane, J. M. C. (2013). A global atmospheric model of meteoric iron. *Journal of Geophysical Research*, 118, 9456–9474. <https://doi.org/10.1002/jgrd.50708>
- Fletcher, N. H. (1958). Size effect in heterogeneous nucleation. *The Journal of Chemical Physics*, 29(3), 572–576. <https://doi.org/10.1063/1.1744540>
- Florescu-Mitchell, A. I., & Mitchell, J. B. A. (2006). Dissociative recombination. *Physics Letters*, 430(5–6), 277–374. <https://doi.org/10.1016/j.physrep.2006.04.002>
- Forget, F., Hourdin, F., Fournier, R., Hourdin, C., Talagrand, O., Collins, M., et al. (1999). Improved general circulation models of the Martian atmosphere from the surface to above 80 km. *Journal of Geophysical Research*, 104(E10), 24,155–24,175. <https://doi.org/10.1029/1999JE001025>
- Frisch, M. J., Trucks, G. W., Schlegel, H. B., Scuseria, G. E., Robb, M. A., Cheeseman, J. R., et al. (2009). *Gaussian 09, revision A. 01*. Gaussian, Inc.: Wallingford, CT.
- Fuchs, N. A. (1964). *Mechanics of aerosols*. New York: Pergamon.
- Glandorf, D. L., Colaprete, A., Tolbert, M. A., & Toon, O. B. (2002). CO₂ snow on Mars and early Earth: Experimental constraints. *Icarus*, 160(1), 66–72. <https://doi.org/10.1006/icar.2002.6953>
- González-Galindo, F., Chaufray, J.-Y., López-Valverde, M. A., Gilli, G., Forget, F., Leblanc, F., et al. (2013). Three-dimensional Martian ionosphere model: I. The photochemical ionosphere below 180 km. *Journal of Geophysical Research: Planets*, 118, 2105–2123. <https://doi.org/10.1002/jgre.20150>
- Grebowsky, J. M., Benna, M., Plane, J. M. C., Collinson, G. A., Mahaffy, P. R., & Jakosky, B. M. (2017). Unique, non-Earthlike, meteoritic ion behavior in upper atmosphere of Mars. *Geophysical Research Letters*, 44, 3066–3072. <https://doi.org/10.1002/2017GL072635>
- Izakov, M. N. (1978). Martian upper atmosphere structure from the Viking spacecraft experiments. *Icarus*, 36(2), 189–197. [https://doi.org/10.1016/0019-1035\(78\)90103-3](https://doi.org/10.1016/0019-1035(78)90103-3)
- Jacobson, M. Z. (2005). *Fundamentals of atmospheric modeling* (2nd ed.). New York: Cambridge University Press. <https://doi.org/10.1017/CBO9781139165389>
- Jakosky, B. M., Slipski, M., Benna, M., Mahaffy, P., Elrod, M., Yelle, R., et al. (2017). Mars' atmospheric history derived from upper-atmosphere measurements of $^{38}\text{Ar}/^{36}\text{Ar}$. *Science*, 355(6332), 1408–1410. <https://doi.org/10.1126/science.aai7721>
- Janches, D. N., Swarnalingam, J. D., Carrillo-Sanchez, J. C., Gómez Martín, R., Marshall, D., Nesvorný, J. M. C., et al. (2017). Radar detectability studies of slow and small zodiacal dust cloud particles: III. The role of sodium and the head echo size on the probability of detection. *The Astrophysical Journal*, 843, 1. <https://doi.org/10.3847/1538-4357/aa775c>
- Jenniskens, P., & Blake, D. F. (1994). Structural transitions in amorphous water ice and astrophysical implications. *Science*, 265(5173), 753–756. <https://doi.org/10.1126/science.11539186>
- Langowski, M. P., Savigny, C. V., Burrows, J. P., Feng, W., Plane, J. M. C., Marsh, D. R., et al. (2015). Global investigation of the Mg atom and ion layers using SCIAMACHY/Envisat observations between 70 and 150 km altitude and WACCM-Mg model results. *Atmospheric Chemistry and Physics*, 15, 273–295. <https://doi.org/10.5194/acp-15-273-2015>
- Listowski, C., Määttänen, A., Montmessin, F., Spiga, A., & Lefevre, F. (2014). Modeling the microphysics of CO₂ ice clouds within wave-induced cold pockets in the Martian mesosphere. *Icarus*, 237, 239–261. <https://doi.org/10.1016/j.icarus.2014.04.022>
- Määttänen, A., Montmessin, F., Gondet, B., Scholten, F., Hoffmann, H., González-Galindo, F., et al. (2010). Mapping the mesospheric CO₂ clouds on Mars: MEX/OMEGA and MEX/HRSC observations and challenges for atmospheric models. *Icarus*, 209(2), 452–469. <https://doi.org/10.1016/j.icarus.2010.05.017>
- Määttänen, A., Vehkamäki, H., Lauri, A., Merikallio, S., Kauhanen, J., Savijärvi, H., & Kulmala, M. (2005). Nucleation studies in the Martian atmosphere. *Journal of Geophysical Research*, 110, E02002. <https://doi.org/10.1029/2004JE002308>
- Määttänen, A., Vehkamäki, H., Lauri, A., Napari, I., & Kulmala, M. (2007). Two-component heterogeneous nucleation kinetics and an application to Mars. *The Journal of Chemical Physics*, 127(13), 134710. <https://doi.org/10.1063/1.2770737>
- Mangan, T. P., Salzmann, C. G., Plane, J. M. C., & Murray, B. J. (2017). CO₂ ice structure and density under Martian atmospheric conditions. *Icarus*, 294(Supplement C), 201–208. <https://doi.org/10.1016/j.icarus.2017.03.012>
- McClintock, W. E., Schneider, N. M., Holsclaw, G. M., Hoskins, A. C., Stewart, I., Deighan, J., et al. (2014). The Imaging Ultraviolet Spectrograph (IUVS) for the MAVEN mission. *Space Science Reviews*. <https://doi.org/10.1007/s11214-014-0098-7>
- Molina-Cuberos, G. J., Witasse, O., Lembreton, J. P., Rodrigo, R., & Lopez-Moreno, J. J. (2003). Meteoric ions in the atmosphere of Mars. *Planetary and Space Science*, 51(3), 239–249. [https://doi.org/10.1016/s0032-0633\(02\)00197-6](https://doi.org/10.1016/s0032-0633(02)00197-6)
- Montgomery, J. A., Frisch, M. J., Ochterski, J. W., & Petersson, G. A. (2000). A complete basis set model chemistry. VII. Use of the minimum population localization method. *The Journal of Chemical Physics*, 112(15), 6532–6542. <https://doi.org/10.1063/1.481224>
- Montmessin, F., Bertaux, J. L., Quémerais, E., Korablev, O., Rannou, P., Forget, F., et al. (2006). Subvisible CO₂ ice clouds detected in the mesosphere of Mars. *Icarus*, 183(2), 403–410. <https://doi.org/10.1016/j.icarus.2006.03.015>
- Montmessin, F., Gondet, B., Bibring, J. P., Langevin, Y., Drossart, P., Forget, F., & Fouchet, T. (2007). Hyperspectral imaging of convective CO₂ ice clouds in the equatorial mesosphere of Mars. *Journal of Geophysical Research*, 112, E11590. <https://doi.org/10.1029/2007JE002944>
- Murphy, D. M., & Koop, T. (2005). Review of the vapour pressures of ice and supercooled water for atmospheric applications. *Quarterly Journal of the Royal Meteorological Society*, 131(608), 1539–1565. <https://doi.org/10.1256/qj.04.94>
- Nachbar, M., Duft, D., Mangan, T. P., Gomez-Martin, J. C., Plane, J. M. C., & Leisner, T. (2016). Laboratory measurements of heterogeneous CO₂ ice nucleation on nanoparticles under conditions relevant to the Martian mesosphere. *Journal of Geophysical Research: Planets*, 121, 753–769. <https://doi.org/10.1002/2015JE004978>
- Nesvorný, D., Jenniskens, P., Levison, H. F., Bottke, W. F., Vokrouhlický, D., & Gounelle, M. (2010). Cometary origin of the zodiacal cloud and carbonaceous micrometeorites. Implications for hot debris disks. *The Astrophysical Journal*, 713(2), 816–836. <https://doi.org/10.1088/0004-637x/713/2/816>
- Nesvorný, D., Vokrouhlický, D., Pokorný, P., & Janches, D. (2011). Dynamics of dust particles released from Oort cloud comets and their contribution to radar meteors. *The Astrophysical Journal*, 743(1), 37. <https://doi.org/10.1088/0004-637x/743/1/37>
- Pesnell, W. D., & Grebowsky, J. (2000). Meteoric magnesium ions in the Martian atmosphere. *Journal of Geophysical Research*, 105(E1), 1695–1707. <https://doi.org/10.1029/1999JE001115>
- Plane, J. M. C. (2004). A time-resolved model of the mesospheric Na layer: Constraints on the meteor input function. *Atmospheric Chemistry and Physics*, 4(3), 627–638. <https://doi.org/10.5194/acp-4-627-2004>

- Plane, J. M. C. (2011). On the role of metal silicate molecules as ice nuclei. *Journal of Atmospheric and Solar - Terrestrial Physics*, 73(14-15), 2192–2200. <https://doi.org/10.1016/j.jastp.2010.07.008>
- Plane, J. M. C. (2012). Cosmic dust in the Earth's atmosphere. *Chemical Society Reviews*, 41(19), 6507–6518. <https://doi.org/10.1039/c2cs35132c>
- Plane, J. M. C., Feng, W., & Dawkins, E. C. M. (2015). The mesosphere and metals: Chemistry and changes. *Chemical Reviews*, 115(10), 4497–4541. <https://doi.org/10.1021/cr500501m>
- Plane, J. M. C., Gómez-Martín, J. C., Feng, W., & Janches, D. (2016). Silicon chemistry in the mesosphere and lower thermosphere. *Journal of Geophysical Research: Atmospheres*, 121, 3718–3728. <https://doi.org/10.1002/2015JD024691>
- Plane, J. M. C., & Helmer, M. (1995). Laboratory study of the reactions $Mg+O_3$ and $MgO+O_3$ —Implications for the chemistry of magnesium in the upper atmosphere. *Faraday Discussions*, 100, 411. <https://doi.org/10.1039/FD9950000411>
- Plane, J. M. C., & Whalley, C. L. (2012). A new model for magnesium chemistry in the upper atmosphere. *The Journal of Physical Chemistry. A*, 116(24), 6240–6252. <https://doi.org/10.1021/jp211526h>
- Rodrigo, R., García-Alvarez, E., Lopez-Gonzalez, M. J., & Lopez-Moreno, J. J. (1990). A non steady-state one-dimensional theoretical model of Mars neutral atmospheric composition between 30 km and 200 km. *Journal of Geophysical Research*, 95(B9), 14,795–14,810. <https://doi.org/10.1029/JB095iB09p14795>
- Rollason, R. J., & Plane, J. M. C. (2000). The reactions of FeO with O_3 , H_2 , H_2O , O_2 , and CO_2 . *Physical Chemistry Chemical Physics*, 2(10), 2335–2343. <https://doi.org/10.1039/B000877J>
- Rollason, R. J., & Plane, J. M. C. (2001). A kinetic study of the reactions of MgO with H_2O , CO_2 and O_2 : Implications for magnesium chemistry in the mesosphere. *Physical Chemistry Chemical Physics*, 3(21), 4733–4740. <https://doi.org/10.1039/B105673P>
- Rowe, B. R., Fahey, D. W., Ferguson, E. E., & Fehsenfeld, F. C. (1981). Flowing afterflow studies of gas phase magnesium ion chemistry. *The Journal of Chemical Physics*, 75(7), 3325–3328. <https://doi.org/10.1063/1.442485>
- Rutherford, J. A., Mathis, R. F., Turner, B. R., & Vroom, D. A. (1971). Formation of magnesium ions by charge transfer. *The Journal of Chemical Physics*, 55(8), 3785–3793. <https://doi.org/10.1063/1.1676663>
- Saunders, R. W., & Plane, J. M. C. (2006). A laboratory study of meteor smoke analogues: Composition, optical properties and growth kinetics. *Journal of Atmospheric and Solar - Terrestrial Physics*, 68(18), 2182–2202. <https://doi.org/10.1016/j.jastp.2006.09.006>
- Schlegel, H. B., Iyengar, S. S., Li, X., Millam, J. M., Voth, G. A., Scuseria, G. E., & Frisch, M. J. (2002). Ab initio molecular dynamics: Propagating the density matrix with Gaussian orbitals. III. Comparison with Born-Oppenheimer dynamics. *The Journal of Chemical Physics*, 117(19), 8694–8704. <https://doi.org/10.1063/1.1514582>
- Smith, P. H., Bell, J. F., & Bridges, N. T. (1997). Results from the Mars Pathfinder camera. *Science*, 278(5344), 1758–1765. <https://doi.org/10.1126/science.278.5344.1758>
- Spiga, A., Gonzalez-Galindo, F., Lopez-Valverde, M. A., & Forget, F. (2012). Gravity waves, cold pockets and CO_2 clouds in the Martian mesosphere. *Geophysical Research Letters*, 39, L02201. <https://doi.org/10.1029/2011GL050343>
- Taieb, G., & Broida, H. P. (1976). Quenching of an afterglow of magnesium (3P) atoms. *The Journal of Chemical Physics*, 65(7), 2914–2915. <https://doi.org/10.1063/1.433402>
- Thomas, E., Horányi, M., Janches, D., Munsat, T., Simolka, J., & Sternovsky, Z. (2016). Measurements of the ionization coefficient of simulated iron micrometeoroids. *Geophysical Research Letters*, 43, 3645–3652. <https://doi.org/10.1002/2016GL068854>
- Vincendon, M., Pilorget, C., Gondet, B., Murchie, S., & Bibring, J. P. (2011). New near-IR observations of mesospheric CO_2 and H_2O clouds on Mars. *Journal of Geophysical Research*, 116, E00J02. <https://doi.org/10.1029/2011JE003827>
- Vondrak, T., Plane, J. M. C., Broadley, S., & Janches, D. (2008). A chemical model of meteoric ablation. *Atmospheric Chemistry and Physics*, 8(23), 7015–7031. <https://doi.org/10.5194/acp-8-7015-2008>
- Whalley, C. L., Gomez Martin, J. C., Wright, T. G., & Plane, J. M. C. (2011). A kinetic study of Mg^+ and Mg-containing ions reacting with O_3 , O_2 , N_2 , CO_2 , N_2O and H_2O : Implications for magnesium ion chemistry in the upper atmosphere. *Physical Chemistry Chemical Physics*, 13(13), 6352–6364. <https://doi.org/10.1039/c0cp02637a>
- Whalley, C. L., & Plane, J. M. C. (2010). Meteoric ion layers in the Martian atmosphere. *Faraday Discussions*, 147, 349–368. <https://doi.org/10.1039/c003726e>