



HAL
open science

Electrostatic Steepening of Whistler Waves

Ivan Y. Vasko, Oleksiy V. Agapitov, Forrest S. Mozer, John W. Bonnell, Anto V. Artemyev, Vladimir V. Krasnoselskikh, Yuguang Tong

► **To cite this version:**

Ivan Y. Vasko, Oleksiy V. Agapitov, Forrest S. Mozer, John W. Bonnell, Anto V. Artemyev, et al.. Electrostatic Steepening of Whistler Waves. *Physical Review Letters*, 2018, 120 (195101), 10.1103/PhysRevLett.120.195101 . insu-01897794

HAL Id: insu-01897794

<https://insu.hal.science/insu-01897794v1>

Submitted on 10 Dec 2019

HAL is a multi-disciplinary open access archive for the deposit and dissemination of scientific research documents, whether they are published or not. The documents may come from teaching and research institutions in France or abroad, or from public or private research centers.

L'archive ouverte pluridisciplinaire **HAL**, est destinée au dépôt et à la diffusion de documents scientifiques de niveau recherche, publiés ou non, émanant des établissements d'enseignement et de recherche français ou étrangers, des laboratoires publics ou privés.

Electrostatic Steepening of Whistler Waves

I. Y. Vasko,^{1,*} O. V. Agapitov,^{1,3} F. S. Mozer,¹ J. W. Bonnell,¹ A. V. Artemyev,^{4,2} V. V. Krasnoselskikh,⁵ and Y. Tong¹

¹*Space Sciences Laboratory, University of California, Berkeley, California 94720, USA*

²*Space Research Institute RAS, Moscow 117997, Russia*

³*National Taras Shevchenko University of Kyiv, Kyiv 01033, Ukraine*

⁴*University of California in Los Angeles, Los Angeles, California 90095, USA*

⁵*LPC2E, University of Orleans, Orléans 45100, France*

 (Received 30 January 2018; revised manuscript received 26 March 2018; published 9 May 2018)

We present surprising observations by the NASA Van Allen Probes spacecraft of whistler waves with substantial electric field power at harmonics of the whistler wave fundamental frequency. The wave power at harmonics is due to a nonlinearly steepened whistler electrostatic field that becomes possible in the two-temperature electron plasma due to the whistler wave coupling to the electron-acoustic mode. The simulation and analytical estimates show that the steepening takes a few tens of milliseconds. The hydrodynamic energy cascade to higher frequencies facilitates efficient energy transfer from cyclotron resonant electrons, driving the whistler waves, to lower energy electrons.

DOI: [10.1103/PhysRevLett.120.195101](https://doi.org/10.1103/PhysRevLett.120.195101)

Whistler waves play a fundamental role in electron acceleration in space [1,2], solar wind [3], and astrophysical [4] plasmas, and they continuously stimulate laboratory plasma experiments [5,6]. In particular, whistler waves are one of the factors controlling the dynamics of the Van Allen radiation belts [7], where they are generated via the cyclotron resonant instability with regularly injected ~ 10 keV anisotropic electrons [8]. Whistler waves mediate the energy of the injected electrons to higher and lower energy electrons via the resonant interaction, resulting in electron acceleration up to relativistic energies [1,2] and electron losses to the atmosphere [9].

Whistler waves are typically observed in the form of quasimonochromatic wave packets propagating quasiparallel to the background magnetic field [10]. The whistler wave field is decomposed into the electrostatic field along the wave vector \mathbf{k} and elliptically polarized electromagnetic field perpendicular to \mathbf{k} [11]. Whistler waves are fundamentally different from compressible sound waves in fluids and plasmas [12,13] in that the whistler electrostatic field has been argued not to steepen [14]. In accordance, the reported whistler waves in the Van Allen radiation belts typically have quasisinusoidal waveforms even at the highest observed amplitudes [15]. Slightly nonsinusoidal electric field waveforms have been attributed to electrons trapped within the whistler electrostatic field [16].

In this Letter, we present whistler waves with a surprisingly significant electric field power at harmonics of the fundamental frequency that are due to the highly nonsinusoidal waveform of the whistler electrostatic field (also recently reported in Ref. [17]). The wave energy cascade to higher frequencies is due to the classical hydrodynamic

steepening that becomes possible in the two-temperature electron plasma.

The twin NASA Van Allen Probes spacecrafts, launched on August 30, 2012 into the Van Allen radiation belts, provide wave and particle measurements with unprecedented time resolution. We present Van Allen Probe A measurements on May 1, 2013 near Earth's magnetic dipole equator (at magnetic latitude of about 1°) at the geocentric radial distance of 5.5 Earth radii. During the considered time interval, the background magnetic field is about 87 nT, while the electron density inferred from estimate of the upper hybrid frequency is about 3.2 cm^{-3} . The electron cyclotron and plasma frequencies are $f_c \sim 2.5 \text{ kHz}$ and $f_p \sim 16 \text{ kHz}$.

Figure 1 shows one second of the waveform of whistler waves continuously present for more than ten seconds around 11:27:25 UT. The left panels show the waveform in the coordinate system related to the background magnetic field. Surprisingly, the waveform of the parallel electric field is highly nonsinusoidal, in contrast to the other electric and magnetic field components. The middle panels present 30 ms of the waveform in the coordinate system with the Z axis along the whistler wave vector that is the direction delivering minimum to the root mean square of $\text{div } \mathbf{B}$ [18]. In this coordinate system, the whistler wave field is decomposed into the electrostatic field E_z and the electromagnetic field in the XY plane (Fig. 2).

The selected 30 ms whistler wave packet propagates at the wave normal angle $\theta \sim 15^\circ$. The electromagnetic fields have quasisinusoidal waveforms and their spectra are peaked at $f \sim 450 \text{ Hz}$ that is about $0.2f_c$. There is a good correlation between E_y and B_x , in accordance with Faraday's law, and E_y/B_x provides the phase velocity

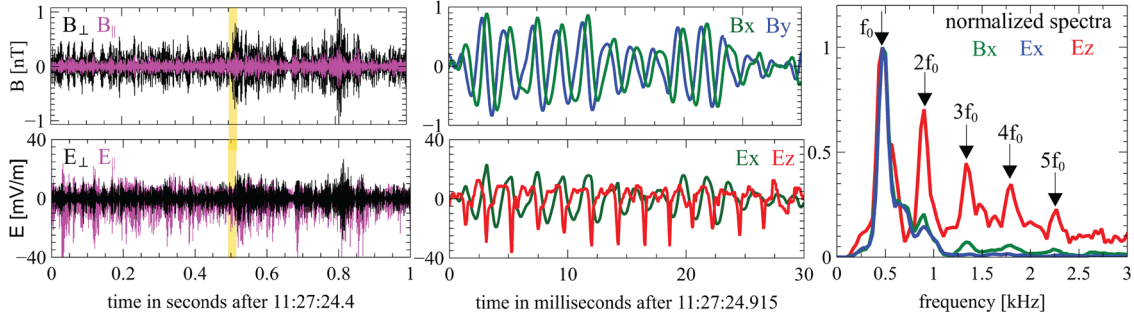


FIG. 1. The left panels present electric and magnetic field waveforms measured with cadence 16384 samples/s by the Electric Field Instrument [19] and Electric and Magnetic Field Instrument Suite and Integrated Science [20] aboard the Van Allen Probe A on May 1, 2013. The waveforms are in the coordinate system related to the background (DC) magnetic field: E_{\perp} , B_{\perp} are one of the electric and magnetic field components perpendicular to the background magnetic field, while E_{\parallel} , B_{\parallel} are parallel to it. The middle panels present the waveform over 30 ms in the natural coordinate system shown in Fig. 2. The right panel presents the spectrum of the electrostatic E_z and electromagnetic E_x , B_x fields for the selected 30 ms.

estimate of about 15 000 km/s that is in reasonable agreement with $c[f(f_c \cos \theta - f)/f_p^2]^{1/2} \sim 17\,500$ km/s from the dispersion relation in a cold plasma [11]. The electrostatic field E_z has a highly nonsinusoidal waveform with pronounced negative electric field spikes showing up in the wave spectrum as electric field power at harmonics of ~ 450 Hz. Van Allen Probe measurements show that the whistler waves are associated with the presence of the two-temperature electron population.

Figure 3 presents cuts of the electron spectrum corresponding to fluxes of electrons with pitch angles around 0° and 90° . The energy spectrum is anisotropic above a few keV, as required to excite whistler waves via the cyclotron resonant instability [8]. The high-energy part of the electron spectrum is fitted to the κ -distribution, resulting in a

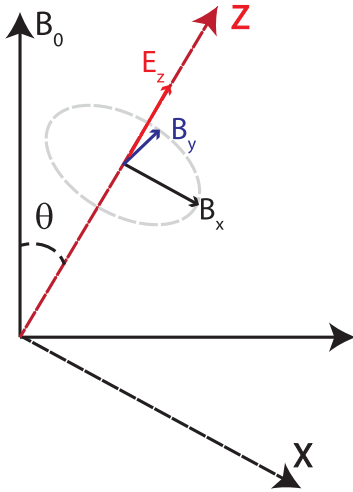


FIG. 2. The coordinate system with the Z axis along the wave vector directed at a wave normal angle θ , with respect to the background magnetic field \mathbf{B}_0 . The whistler wave field is decomposed into the electrostatic field E_z and the electromagnetic field in the XY plane.

density ~ 2 cm $^{-3}$ and a temperature ~ 4.3 keV. The spectrum is not resolved below 100 eV because of contamination by photoelectrons. The total electron density of about 3.2 cm $^{-3}$ indicates the density of the low-energy electron population (below ~ 1 keV) of about 1.2 cm $^{-3}$. The temperature of the low-energy population is below a few hundred eV.

We address the whistler wave dynamics in the two-temperature electron plasma using the hydrodynamic and Maxwell equations. Because of the high whistler wave frequency, ions can be considered as immobile charge neutralizing background [11]. In the coordinate system

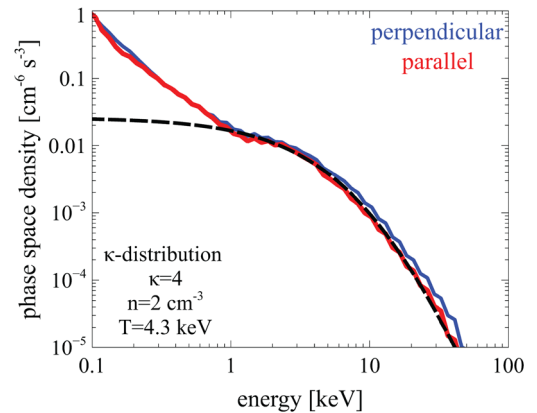


FIG. 3. The spectrum (phase space density) of electrons with pitch angles around 0° (streaming parallel to the background magnetic field) and around 90° (streaming perpendicular to it) computed by converting the fluxes measured by the Helium Oxygen proton electron (HOPE) detector [21] over 10 seconds, around 11:27:25 UT. The high-energy part of the spectrum is fitted to $\mathcal{F}(\mathcal{E}) = nC_\kappa(m/2\pi\kappa\mathcal{E}_0)^{3/2}[1 + \mathcal{E}/\kappa\mathcal{E}_0]^{-(\kappa+1)}$, where $C_\kappa = \Gamma(\kappa+1)/\Gamma(\kappa-1/2)$, n is the density, and $T = 2\kappa\mathcal{E}_0/(2\kappa-3)$ is the temperature. The fitting parameters κ , n , and T are presented in the panel.

shown in Fig. 2, the hydrodynamic equations for the two electron populations can be written as

$$\begin{aligned} \frac{d}{dt} \left(u_j - \frac{eA_x}{mc} \right) &= -2\pi f_c v_j \cos \theta, \\ \frac{d}{dt} \left(v_j - \frac{eA_y}{mc} \right) &= 2\pi f_c (u_j \cos \theta + w_j \sin \theta), \\ \frac{dw_j}{dt} &= \frac{e}{m} \frac{\partial \Phi}{\partial z} - \frac{1}{mn_j} \frac{\partial (T_j n_j)}{\partial z} - 2\pi f_c v_j \sin \theta \\ &\quad - \frac{e}{mc} \left(u_j \frac{\partial A_x}{\partial z} + v_j \frac{\partial A_y}{\partial z} \right), \\ \frac{dn_j}{dt} &= -n_j \frac{\partial w_j}{\partial z}, \quad \frac{d}{dt} \equiv \frac{\partial}{\partial t} + w_j \frac{\partial}{\partial z}, \end{aligned}$$

where $j = l, h$ corresponds to the low- and high-energy populations, n_j , (u_j, v_j, w_j) and T_j are electron densities, bulk velocities and temperatures, and $-e$ and m are the electron charge and mass. The Maxwell equations for the electrostatic and vector potentials are $\partial^2 \Phi / \partial z^2 = 4\pi e (\sum_j n_j - n_0)$ and $\partial^2 \mathbf{A} / \partial z^2 = (4\pi e / c) \sum_j (n_j u_j \hat{x} + n_j v_j \hat{y})$, where n_0 is the unperturbed electron density and the displacement current is neglected because $\partial^2 / \partial t^2 \ll c^2 \partial^2 / \partial z^2$. We neglect the thermal spread of the low-energy population as not qualitatively affecting the whistler wave dynamics. The high-energy population is assumed to be isothermal $T_h = \text{const}$ as in the theory of ion-acoustic waves [13], because its thermal velocity is higher than the whistler wave phase velocity. By linearizing the equations we obtain the dispersion relations of linear waves propagating in the observed plasma.

Figure 4 shows that the whistler wave dispersion relation is not affected by the thermal spread, and it coincides with the cold dispersion relation, $f \approx f_c \cos \theta k^2 c^2 / (k^2 c^2 + 4\pi^2 f_p^2)$ [11]. The two-temperature electron plasma supports electrostatic electron-acoustic waves, the dispersion relation of electron-acoustic waves at long wavelengths is $2\pi f \approx kv_{EA} \cos \theta$, where $v_{EA} = (T_h / m)^{1/2} (n_l / n_0)^{1/2}$ is the electron-acoustic velocity [22,23]. Whistler and electron-acoustic waves turn out to be coupled in the crossover points at $f \sim 0.2f_c$ and $\sim 0.8f_c$. The most pronounced effect around the crossover frequencies is seen in the electron compressibility that is the ratio of amplitudes of compressional w_j and noncompressional bulk velocities. The high- and low-energy electron populations become highly compressible around the crossover frequencies, although the full electron compressibility remains negligible because compressional oscillations of the high- and low-energy electron populations are in antiphase.

We address the nonlinear evolution of whistler waves by solving the hydrodynamic and Maxwell equations using the energy conserving numerical scheme based on the fast

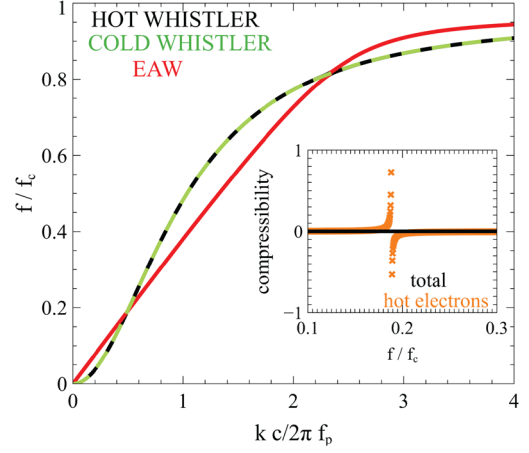


FIG. 4. The dispersion relation of linear waves propagating in the observed two-temperature electron plasma below the electron cyclotron frequency and above the low-hybrid frequency (ions are considered as immobile charge neutralizing background). The dispersion relations are computed for the wave normal angle $\theta = 15^\circ$. The dashed green curve shows the dispersion relation of whistler waves in a cold plasma computed by setting zero thermal spread of the high-energy population. The small panel presents the compressibility of the high-energy population and the full electron compressibility defined as the ratio of amplitudes of the compressional velocities w_h and w_0 and noncompressional bulk velocity $(u_0^2 + v_0^2)^{1/2}$, where $(u_0, v_0, w_0) = \sum_j n_j (u_j, v_j, w_j) / n_0$ is the full electron bulk velocity.

Fourier transform previously used for the analysis of the steepening of electron-acoustic waves [24]. The initial condition is a monochromatic whistler wave of a realistic amplitude. We have found that whistler waves with the frequency far from the crossover frequencies remain undisturbed in accordance with the previous simulations [14]. On the contrary, whistler waves with the frequency around the crossover frequencies exhibit a fundamentally different behavior.

Figure 5 presents the evolution of a whistler wave with the frequency f_0 around the first crossover frequency corresponding to the wave number $k_0 \sim \pi f_p / c$. The evolution of the electrostatic potential exhibits signatures of the classical hydrodynamic steepening (overtaking) inherent to sound waves in fluids and plasmas [12,13]. The steepening produces the negative electric field spikes in the electrostatic component. The spikes become quite pronounced after about 40 ms and resemble those in observations. The magnetic field B_x and the other electromagnetic components are slightly distorted in accordance with the presence of some wave power at the harmonics in the observed spectra (Fig. 1).

The steepening of the whistler electrostatic field is identical to the steepening of electron-acoustic waves [24]. In fact, the physics of the effect are equivalent. An initially monochromatic sufficiently long wavelength electron-acoustic wave (f, k) produces harmonics $(\ell f, \ell k)$ that are

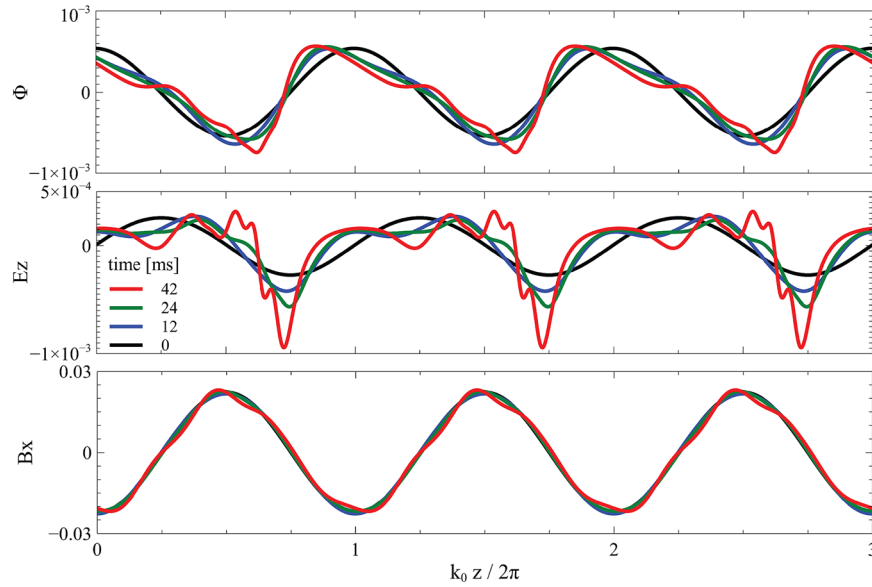


FIG. 5. The evolution of initially monochromatic whistler wave with a realistic amplitude and frequency f_0 around the first crossover frequency $\sim 0.2f_c$. The simulation results are presented in the whistler wave reference frame (propagating with the whistler wave phase velocity with respect to ions). The electrostatic potential and electrostatic field are normalized to mc^2/e and mc^2/ed_e , where $d_e = c/2\pi f_p$ is the electron inertial length. The magnetic field B_x is normalized to the background magnetic field B_0 . The electromagnetic field components E_x , E_y and B_y have profiles identical to B_x up to a shift in phase.

in phase with the fundamental wave due to the linear dispersion relation at long wavelengths. Similarly, the whistler wave (f_0 , k_0) produces electron-acoustic waves (ℓf_0 , ℓk_0) that are in phase until $(\ell k_0)^{-1}$ becomes comparable to the dispersive scale of the electron-acoustic mode that is the Debye length $\lambda_D = (T_h/4\pi n_0 e^2)^{1/2}$. Therefore, the number of harmonics may not exceed $\ell \sim (k_0 \lambda_D)^{-1} \sim c(T_h/m)^{-1/2} \sim 10$, which is consistent with the observed spectrum. Because the steepening of long electron-acoustic waves is known to be described by the Korteweg-de Vries equation [25], we can estimate the steepening time of the whistler electrostatic field as $\tau_s \sim 2A(mT_h)^{1/2}(eE_0)^{-1}$, where E_0 is the initial amplitude of the whistler electrostatic field and $A^{-1} = (n_h/n_l)^{1/2}(3 + n_l/n_h)$ [24,25]. Assuming the typical amplitude $E_0 \sim 10$ mV/m, we find $\tau_s \sim 50$ ms, which is consistent with the simulation results. The slight distortions of the electromagnetic components in the simulations appear because of the high-frequency perturbations of the current densities of the low- and high-energy electrons.

After about 60 ms, the energy leaks out of the steepening region due to the electron-acoustic wave dispersion converting the electric field spikes into oscillations that are inconsistent with observations. The spikes remain persistent in the presence of some dissipation mechanism; e.g., the collisional Burgers dissipation [12] provides persistency of the spikes. In collisionless plasma of the radiation belts, the dissipation is provided not by collisions but by resonant wave-particle interactions, which do not have straightforward inclusion into our hydrodynamic approach. The wave-particle interaction

effects were originally included into the hydrodynamic description of ion-acoustic waves [26], and it has been confirmed in simulations of electron-acoustic [24] and Alfvén [27] wave steepening that the collisionless dissipation is capable of providing the persistency of the electric field spikes and magnetic field pulses.

A whistler wave can efficiently exchange energy with electrons with the parallel velocity v_{\parallel} , satisfying the resonance condition, $\omega - k_{\parallel}v_{\parallel} = n\omega_c$, where $\omega = 2\pi f$, $\omega_c = 2\pi f_c$, $k_{\parallel} = k \cos \theta$ and $n = 0, \pm 1, \dots$ [28]. The steepening of the whistler electrostatic field allows wave energy to cascade to higher frequencies and wave numbers, opening the door for many more resonances: $\omega - k_{\parallel}v_{\parallel} = n\omega_c/\ell$. This facilitates the efficient energy transfer from the cyclotron resonant electrons, driving the whistler wave, to other electron populations; in particular, to lower energy electrons.

In summary, whistler waves propagating in the two-temperature electron plasma can exhibit the classical steepening producing pronounced spikes in the whistler electrostatic field. The steepening occurs due to the whistler wave coupling to the electron-acoustic mode around the crossover frequency that depends on the background plasma parameters. We have demonstrated the steepening of monochromatic whistler waves with a frequency close to the crossover frequency. In reality, whistler waves are generated in the form of wave packets, and the effect of the coupling will be noticeable for whistler wave packets with non-negligible wave power around the crossover frequency f that satisfies

$4\pi n_l T_h / B_0^2 \sim f/f_c \cos \theta - (f/f_c \cos \theta)^2$. The steepening explains surprising observations of whistler waves with significant electric field power at harmonics of the whistler wave's fundamental frequency in the Van Allen radiation belts.

The work of I. V., O. A., F. M., and J. W. B. was performed under JHU/APL Contract No. 922613 (RBSP-EFW).

*ivan.vasko@ssl.berkeley.edu

- [1] R. M. Thorne *et al.*, *Nature (London)* **504**, 411 (2013).
- [2] F. S. Mozer, O. Agapitov, V. Krasnoselskikh, S. Lejosne, G. D. Reeves, and I. Roth, *Phys. Rev. Lett.* **113**, 035001 (2014).
- [3] S. P. Gary, O. Chang, and J. Wang, *Astrophys. J.* **755**, 142 (2012).
- [4] V. Petrosian and S. Liu, *Astrophys. J.* **610**, 550 (2004).
- [5] B. Van Compernelle, J. Bortnik, P. Pribyl, W. Gekelman, M. Nakamoto, X. Tao, and R. M. Thorne, *Phys. Rev. Lett.* **112**, 145006 (2014).
- [6] B. Van Compernelle, X. An, J. Bortnik, R. M. Thorne, P. Pribyl, and W. Gekelman, *Phys. Rev. Lett.* **114**, 245002 (2015).
- [7] C. F. Kennel and H. E. Petschek, *J. Geophys. Res.* **71**, 1 (1966).
- [8] Y. Omura *et al.*, in *Dynamics of the Earth's Radiation Belts and Inner Magnetosphere*, edited by D. Summers, I. U. Mann, D. N. Baker, and M. Schulz (American Geophysical Union, Washington, D. C., 2013) pp. 243–254.
- [9] R. M. Thorne, B. Ni, X. Tao, R. B. Horne, and N. P. Meredith, *Nature (London)* **467**, 943 (2010).
- [10] O. Santolík *et al.*, *J. Geophys. Res.* **108**, 1278 (2003).
- [11] R. A. Helliwell, *Whistlers and Related Ionospheric Phenomena* (Stanford University Press, Stanford, 1965).
- [12] L. D. Landau and E. M. Lifshitz, *Course of Theoretical Physics* (Pergamon Press, Oxford, 1959).
- [13] R. Z. Sagdeev, *Rev. Plasma Phys.* **4**, 23 (1966).
- [14] Yoon, V. S. Pandey, and D.-H. Lee, *J. Geophys. Res.* **119**, 1851 (2014).
- [15] C. Cattell *et al.*, *Geophys. Res. Lett.* **35**, L01105 (2008).
- [16] P. J. Kellogg, C. A. Cattell, K. Goetz, S. J. Monson, and L. B. Wilson, *Geophys. Res. Lett.* **37**, L20106 (2010).
- [17] D. Malaspina *et al.*, *J. Geophys. Res.*, DOI: 10.1002/2017JA025005 (2018).
- [18] B. U. Ö. Sonnerup and M. Scheible, *ISSI Scientific Reports Series 1*, 185 (1998).
- [19] J. R. Wygant *et al.*, *Space Sci. Rev.* **179**, 183 (2013).
- [20] C. A. Kletzing *et al.*, *Space Sci. Rev.* **179**, 127 (2013).
- [21] H. O. Funsten *et al.*, *Space Sci. Rev.* **179**, 423 (2013).
- [22] K. Watanabe and T. Taniuti, *J. Phys. Soc. Jpn.* **43**, 1819 (1977).
- [23] S. P. Gary and R. L. Tokar, *Phys. Fluids* **28**, 2439 (1985).
- [24] C. S. Dillard, I. Y. Vasko, F. S. Mozer, O. V. Agapitov, and J. W. Bonnell, *Phys. Plasmas* **25**, 022905 (2018).
- [25] R. L. Mace, S. Baboolal, R. Bharuthram, and M. A. Hellberg, *J. Plasma Phys.* **45**, 323 (1991).
- [26] E. Ott and R. N. Sudan, *Phys. Fluids* **12**, 2388 (1969).
- [27] M. V. Medvedev, P. H. Diamond, V. I. Shevchenko, and V. L. Galinsky, *Phys. Rev. Lett.* **78**, 4934 (1997).
- [28] D. Shklyar and H. Matsumoto, *Surv. Geophys.* **30**, 55 (2009).