



HAL
open science

Interplay between non-bridging oxygen, triclusters, and fivefold Al coordination in low silica content calcium aluminosilicate melts

N. Jakse, M. Bouhadja, J. Kozaily, J. Drewitt, L. Hennet, D. Neuville, H. Fischer, V. Cristiglio, Alain Pasturel

► To cite this version:

N. Jakse, M. Bouhadja, J. Kozaily, J. Drewitt, L. Hennet, et al.. Interplay between non-bridging oxygen, triclusters, and fivefold Al coordination in low silica content calcium aluminosilicate melts. Applied Physics Letters, 2012, 101 (20), 10.1063/1.4766920 . insu-01906152

HAL Id: insu-01906152

<https://insu.hal.science/insu-01906152>

Submitted on 26 Oct 2018

HAL is a multi-disciplinary open access archive for the deposit and dissemination of scientific research documents, whether they are published or not. The documents may come from teaching and research institutions in France or abroad, or from public or private research centers.

L'archive ouverte pluridisciplinaire **HAL**, est destinée au dépôt et à la diffusion de documents scientifiques de niveau recherche, publiés ou non, émanant des établissements d'enseignement et de recherche français ou étrangers, des laboratoires publics ou privés.

Interplay between non-bridging oxygen, triclusters, and fivefold Al coordination in low silica content calcium aluminosilicate melts

N. Jakse, M. Bouhadja, J. Kozaily, J. W. E. Drewitt, L. Hennet, D. R. Neuville, H. E. Fischer, V. Cristiglio, and A. Pasturel

Citation: *Appl. Phys. Lett.* **101**, 201903 (2012); doi: 10.1063/1.4766920

View online: <https://doi.org/10.1063/1.4766920>

View Table of Contents: <http://aip.scitation.org/toc/apl/101/20>

Published by the [American Institute of Physics](#)

Articles you may be interested in

[Structural and dynamic properties of calcium aluminosilicate melts: A molecular dynamics study](#)

The Journal of Chemical Physics **138**, 224510 (2013); 10.1063/1.4809523

[Structure and properties of sodium aluminosilicate glasses from molecular dynamics simulations](#)

The Journal of Chemical Physics **139**, 044507 (2013); 10.1063/1.4816378

[Striking role of non-bridging oxygen on glass transition temperature of calcium aluminosilicate glass-formers](#)

The Journal of Chemical Physics **140**, 234507 (2014); 10.1063/1.4882283

[Structural, vibrational, and elastic properties of a calcium aluminosilicate glass from molecular dynamics simulations: The role of the potential](#)

The Journal of Chemical Physics **141**, 024507 (2014); 10.1063/1.4886421

[Structural properties of a calcium aluminosilicate glass from molecular-dynamics simulations: A finite size effects study](#)

The Journal of Chemical Physics **120**, 10172 (2004); 10.1063/1.1724815

[Structure and diffusion in amorphous aluminum silicate: A molecular dynamics computer simulation](#)

The Journal of Chemical Physics **120**, 384 (2004); 10.1063/1.1630562



Sensors, Controllers, Monitors

from the world leader in cryogenic thermometry



Interplay between non-bridging oxygen, triclusters, and fivefold Al coordination in low silica content calcium aluminosilicate melts

N. Jakse,¹ M. Bouhadja,¹ J. Kozaily,^{2,3} J. W. E. Drewitt,^{2,a)} L. Hennet,² D. R. Neuville,⁴ H. E. Fischer,³ V. Cristiglio,³ and A. Pasturel¹

¹Laboratoire Sciences et Ingénierie, Matériaux et Procédés (SIMAP), UMR CNRS 5266, Grenoble-INP, BP 75, 38402 Saint Martin d'Hères Cedex, France

²Conditions Extrêmes et Matériaux : Haute Température et Irradiation (CEMHTI), 1d avenue de la Recherche, Scientifique, 45071 Orléans cedex 2, France

³Institut Laue Langevin, 6 rue Jules Horowitz, BP48 Grenoble cedex 9, France

⁴CNRS-Institut de Physique du Globe de Paris, Sorbonne Paris Cité, 1 rue Jussieu, 75005 Paris cedex 05, France

(Received 28 July 2012; accepted 26 October 2012; published online 13 November 2012)

In the present work the structural properties of low silica content calcium aluminosilicate melts with concentration ratio $\text{CaO}/\text{Al}_2\text{O}_3 = 1$ are investigated in the liquid and undercooled states by neutron diffraction experiments and *ab initio* molecular dynamics simulations. The results show the presence of AlO_5 units and triclusters as well as non-bridging oxygen in the fully charge balanced compositions. Moreover, our findings allow us to identify a possible interplay between these structural units. Finally, we discuss the influence of these defective structural units on the properties of tetrahedral network and more particularly their implication on the evolution of the viscosity and the fragility. © 2012 American Institute of Physics. [<http://dx.doi.org/10.1063/1.4766920>]

Calcium aluminosilicate, $\text{CaO}-\text{Al}_2\text{O}_3-\text{SiO}_2$ (CAS) glasses, and melts are of technological and scientific interest. Their good optical and mechanical properties^{1,2} as well as their refractory nature make them attractive for a wide range of industrial applications such as nuclear and industrial waste storage, cements, ceramics, and industrial glasses. They are of fundamental importance in geosciences as they form a significant fraction of the composition of geologic magmas and their thermodynamic and dynamic properties show a strong dependence with the microscopic structure.³ An emerging concept relating to the structure of CAS compositions involves the interpenetration of two tetrahedral network glass formers, namely, SiO_2 and Al_2O_3 with strong Si–O and Al–O bonds, containing another cation (Ca) having the ability to compete with Al and Si for oxygen bonding.⁴ However, the detailed mechanisms and connection with the macroscopic properties are currently not well understood.

CAS glasses and melts with low silica content are of particular interest. Although glasses formed in the binary calcium aluminate $\text{CaO}-\text{Al}_2\text{O}_3$ (CA) system exhibit exceptional sapphire-like optical properties,⁵ they readily devitrify. When a small amount of silica is added to CA, the narrow range of compositions (around 60%–70% of CaO) where CA forms a glass by conventional quenching technique is substantially broadened.^{6–8} It has been shown that some properties such as the glass transition temperature are strongly related to the silica concentration.^{9,10} It has been hypothesized these changes might arise from non bridging oxygen (NBO) located on SiO_4 tetrahedral units⁷ or from a greater polymerization due to the addition of silica.⁸ The knowledge of the structural origins of these changes at the atomic level is therefore of great interest.

In this letter, we address the important questions of the structural properties for low-silica content CAS melts, namely $(\text{CaO}-\text{Al}_2\text{O}_3)_{1-x}(\text{SiO}_2)_x$ for $x < 0.2$, and their evolution with the silica composition x along the ratio $\text{CaO}/\text{Al}_2\text{O}_3$ equal to one, all these compositions being fully charge-balanced. For this purpose, we have combined neutron diffraction (ND) experiments using aerodynamic levitation and laser heating with *ab initio* molecular dynamics simulations (AIMD). No experiment or simulation has been reported so far for these systems. In this study, results obtained with the composition $x=0.12$ (denoted Ca12.44) and $x=0.19$ (Ca19.40) are compared to our previous work on the composition $x=0$ (Ca0.50).^{11,12} More details on the sample preparation and composition can be found in Neuville *et al.*⁹ We have obtained detailed information on the fractional distribution of coordination numbers (CN) for Si, Al, and Ca atoms, bond-angle distributions, and concentration of non-bridging oxygen, AlO_5 units, and triclusters, as well as their evolution with SiO_2 composition and temperature. A decrease of the non-bridging oxygen and five-fold coordinated Al atoms is found, which is a clear indication of the reinforcement of the tetrahedral network with implications for the evolution of the viscosity and hence the fragility of the system.

ND experiments were carried out at the D4c instrument at the Institut Laue Langevin (ILL) in Grenoble (France). This two-axis neutron diffractometer, described in detail in Ref. 13, is dedicated to the structural determination of liquid and amorphous systems. In this study we used a working wavelength of 0.4969 Å, and the diffracted beam was measured over a 1.3° – 135° angular range corresponding to a Q-range of 0.3 – 23.2 \AA^{-1} . For studying the liquid state, we used the levitation setup integrated into the instrument and fully described in Ref. 14. Briefly, a spherical sample, 2.5 mm in diameter, is placed on a levitator that contains a convergent–divergent nozzle enabling the diffusion of a

^{a)}Present address: Centre for Science at Extreme Conditions (CSEC), University of Edinburgh, Mayfield Road, Edinburgh EH9 3JZ, United Kingdom.

regulated gas flow onto the sample from below. This guarantees that the sphere remains in a stable position without any contact with the nozzle. The sample is melted using two CO₂ lasers directed from the top and one from the bottom through the hole in the nozzle. The temperature is measured with a pyrometer working at 0.85 μm, and several video cameras are used to monitor the sample during the heating process. The experimental temperature is $T=1923$ K both for Ca12.44 and Ca19.40. Some details of the data refinement are given in Ref. 15. The treatment includes the usual corrections for the background contribution and attenuation as well as multiple and inelastic scattering and a normalization using a diffraction measurements from a spherical vanadium reference sample with the same size.

AIMD simulations were performed in the canonical ensemble (NVT)¹⁶ with $N=256$ atoms. The electronic structure calculations were performed within the density functional theory (DFT) using the generalized gradient approximation (GGA).¹⁷ We have used the Vienna *ab initio* simulation package (VASP)¹⁸ in which the interaction between the ions and electrons is described by the projector augmented-wave (PAW) method, as implemented by Kresse and Joubert.¹⁹ Only the Γ -point has been used to sample the Brillouin zone. The size of the simulation box was fixed to reproduce the experimental density²⁰ of the two CAS melts, namely 0.073 \AA^{-3} and 0.071 \AA^{-3} , respectively, for Ca12.44 and Ca19.40. The number of atoms of each species is 33 Ca, 149 O, 66 Al, and 8 Si for composition Ca12.44 and 29 Ca, 151 O, 58 Al, and 18 Si for composition Ca19.40. Equations of motion are integrated using the Verlet algorithm in the velocity form with a time step of 1.5 fs. Such a small time step is needed to accurately capture the vibrational motion especially for O atoms. Initially the atoms are randomly distributed, and for both compositions the system is heated to $T=4000$ K then cooled down to $T=2000$ K, with a cooling rate of 10^{13} K/s, above their melting temperatures ($T_m=1893$ K and 1823 K for Ca12.44 and Ca19.40, respectively). In order to examine the temperature dependence of the structural properties, the two systems were further cooled down to $T=1600$ K, deep in the undercooled region, at a rate of 10^{13} K/s using the same densities. In each case, after an equilibration period of 6 ps the simulation was continued during 20 ps to determine the structural properties. The pressures recorded in the simulation cells are 0.56 GPa for Ca12.44 and 0.67 GPa for Ca19.40 at $T=2000$ K, and they reduce to 0.25 GPa and 0.36 GPa at $T=1600$ K. The AIMD phase space trajectories were then analyzed using the ISAACS program²¹ in order to determine structure factors, pair-correlation functions and resulting coordination numbers, as well as cluster statistics.

Figure 1 displays the neutron weighted average structure factor $S(Q)$ of $(\text{CaO-Al}_2\text{O}_3)_{1-x}(\text{SiO}_2)_x$ for $x=0, 0.12$, and 0.19 , compared to the AIMD curves. For $x=0$, the simulation results are those of Cristiglio *et al.*¹² which were performed at $T=2100$ K. The simulation and experimental results are in good agreement for all compositions. Small differences are seen at low Q that we attribute to some finite size effects resulting from the small simulation boxes used. By increasing the silica content, an enhancement of the first sharp diffraction peak (FSDP) around $Q=2 \text{ \AA}^{-1}$ is clearly

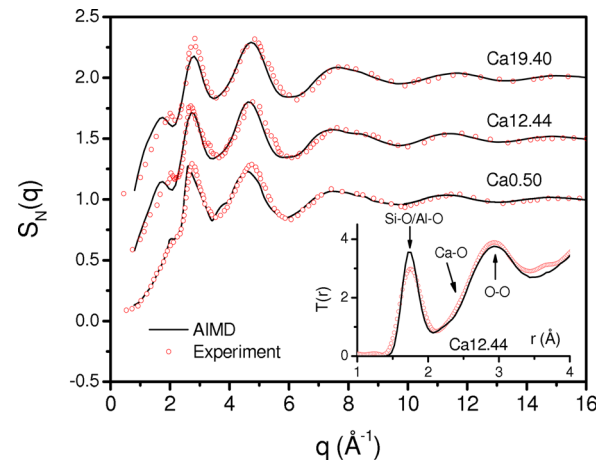


FIG. 1. (a) Total structure factors for $(\text{CaO-Al}_2\text{O}_3)_{1-x}(\text{SiO}_2)_x$ melts for $x=0, 0.12$, and 0.19 . The red open circles are weighted average neutron scattering experiments, and the black lines correspond to AIMD results. The curves for $x=0.12$ and 0.19 are shifted by an amount of 0.5 and 1, respectively, for clarity. The inset shows the function $T(r)$ for the composition Ca12.44. The symbols and line have the same meaning as the main panel.

visible and could be attributed to a strengthening of network formed with AlO_4 and SiO_4 tetrahedra. Interestingly, the position of the FSDP shifts towards small Q almost linearly (see Table I). The AIMD reproduces this trend consistently albeit with smaller Q values.

We come now to the determination of the structural properties of the network forming (Al and Si) and the modifier (Ca) elements through the characteristics of the Al–O, Si–O, and Ca–O bonds. Table I details the corresponding first neighbor distances and Table II the coordination numbers. The experimental values have been extracted from Gaussian fits to $T(r)=4\pi\rho r g(r)$, where $g(r)$ is the total neutron weighted average pair-correlation function and ρ the number density. $T(r)$ for the experiment and AIMD is presented in the inset of Fig. 1 in the case of Ca12.44. A very good agreement is seen albeit the first peak is a bit more structured. We can see that the Ca–O correlations are only visible as a shoulder on the low r side of the peak corresponding to O–O bonds. Similar observations can be made with $x=0.19$. From a Gaussian fit to $T(r)$ it is then difficult to determine accurately the Ca–O bond length and coordination number $\text{CN}^{\text{Ca-O}}$ due to a large overlap with the neighboring peaks (Al–O and O–O). In Table I, we reported the Ca–O distances estimated with an error of $\pm 0.05 \text{ \AA}$. A large error bar of ± 1 prevents any accurate experimental determination of $\text{CN}^{\text{Ca-O}}$ (not reported in Table II). This difficulty has been also mentioned in previous neutron diffraction works,¹² pointing out the need of simulations. Experimentally, the use a more selective technique like neutron

TABLE I. Position Q of the FSDP (\AA^{-1}), Si–O, Al–O, and Ca–O bond length (\AA) for experiment (expt.) and AIMD (FP).

	Q		$r^{\text{Si-O}}$		$r^{\text{Al-O}}$		$r^{\text{Ca-O}}$	
	Expt.	FP	Expt.	FP	Expt.	FP	Expt.	FP
Ca0.50	2.09	2.00			1.79	1.80	2.32	2.30
Ca12.44	2.03	1.94	1.66	1.63	1.79	1.75	2.34	2.30
Ca19.40	1.99	1.73	1.66	1.63	1.79	1.75	2.34	2.32

TABLE II. Average coordination numbers for Si–O, Al–O, and Ca–O bonds. Numbers in parenthesis are for the undercooled states.

	CN ^{Si–O}		CN ^{Al–O}		CN ^{Ca–O}
	Expt.	FP	Expt.	FP	FP
Ca0.50			4.20	4.10	6.20
Ca12.44	4.12	4.00	4.15	4.07 (4.04)	6.00 (6.08)
Ca19.40	4.05	4.00	4.10	4.10 (4.06)	6.24 (6.09)

diffraction with isotopic substitution will make a more accurate determination of the local order around Ca atoms possible. From the simulation results, the values of the distances are determined more precisely from the partial pair-correlation functions (not shown), and the coordination numbers are obtained by counting the number of O atoms in the atomic configurations within a cutoff corresponding to the first minimum in the corresponding pair-correlation functions (2.2 Å for Si–O, 2.5 Å for Al–O, and 3.3 Å for Ca–O). The Si–O, Al–O, and Ca–O first neighbor distances are in good agreement for all the compositions and do not show a particular evolution with addition of SiO₂. For all the compositions, the coordination numbers calculated from AIMD simulations are consistent with the experiment; however, a departure is noticeable for the Ca–O bond but remains within the error bars.

A more detailed analysis of the effect on the coordination number distributions with the addition of silica can be made from the AIMD simulation results for the compositions $x = 0.12$ and 0.19 . For Si–O bonds, the formation of SiO₅ or SiO₃ units is always very rare in our simulations, and it is well-known that Si is essentially in four fold coordination on the tectosilicate join of aluminosilicate melts system. In contrast, the CN^{Al–O} and CN^{Ca–O} and bond-angle distributions given in Figures 2 and 3, respectively, show that the addition of silica perturbs the Ca and Al environment.

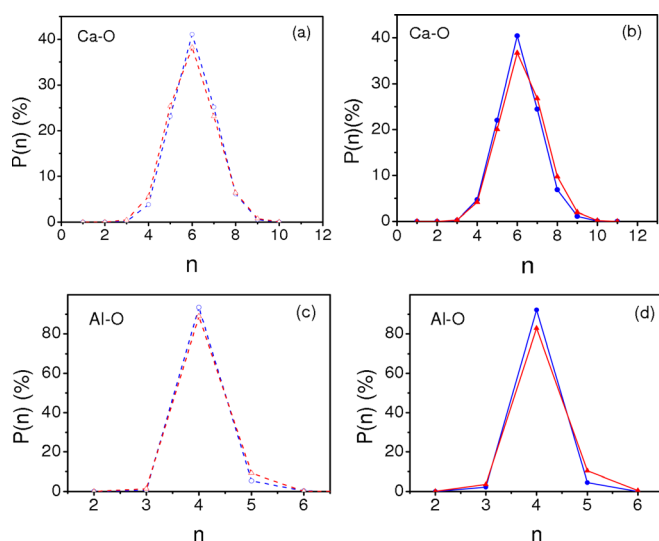


FIG. 2. Distributions of coordination numbers for Al–O and Ca–O bonds. (a),(c) for Ca12.44 and (b),(d) for Ca19.40. The open and full triangles are for the melts above the melting point while open and full circles correspond to the undercooled melts.

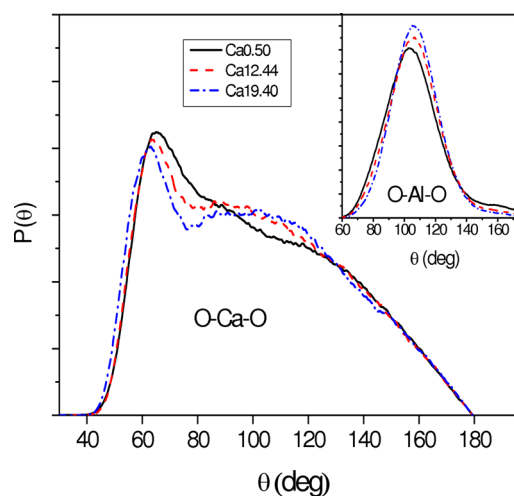


FIG. 3. Bond-angle distribution O–Ca–O (main panel) and for O–Al–O (inset) in the liquid state (2100 K for Ca0.50 and 2000 K for Ca12.44 and Ca19.40). The results for Ca0.50 are those of Ref. 18.

The Ca–O bonds display a rather broad distribution ranging from 4- to 8-fold coordinated polyhedra, centered on 6-fold coordination. The O–Ca–O bond-angle distribution shown in Fig. 3 displays a main peak around 65° and a large distribution above 80°. This is consistent with a superposition of cubic symmetries with specific angles of 70.5, 109.5, and 141° and octahedral symmetry with angles at 90°. The fact that the distributions do not have marked peak above 80° also reflects the disordered nature of melts with defective octahedral and cubic sites with 5- and 7-fold coordinated Ca atoms and therefore a complex environment.

For Al–O bonds, a large majority of Al atoms form AlO₄ tetrahedral units (see Figure 3); however, a significant proportion of AlO₅ units are present, as shown in Fig. 2. They represent 18% with respect to the total number of Al atoms for Ca0.50 (Ref. 12) and reduce to about 10% for Ca12.44 and Ca19.40, with the addition of SiO₂. When melts are cooled below their melting temperature, the fraction of AlO₅ polyhedra reduce to 5.4% and 4.5%, respectively, for the Ca12.44 and Ca19.40. With respect to the total number of oxygen, the AlO₅ represent 8% for Ca0.50 and reduce with the addition of SiO₂ to about 4.4% for Ca12.44 and 3.9% for Ca19.40. In the undercooled states, the fraction of AlO₅ polyhedra amounts to 2.4% and 1.7%, respectively, for the Ca12.44 and Ca19.40. These values in the undercooled state are close to the experimental observations in the glassy states.⁵ We mention that the O–Al–O bond angle distributions, shown in the inset of Figure 3, display a preponderant tetrahedral peak and smaller one around 160° which is a signature of the presence of AlO₅ units. The decrease of the latter peak with increasing silica composition is consistent with the reduction of the fivefold Al coordination numbers.

The present simulations also show the formation of oxygen triclusters, namely three-fold coordinated oxygen atoms with 3 Al, 2 Al and 1 Si, 1 Al and 2 Si, or 3 Si atoms without restrictions on the geometrical nature of the local environment around the three cations linked to them. For the compositions investigated we found mostly OAl₃ triclusters. For liquid Ca12.44 the proportion of O atoms in triclusters reduces from 14.1% in the liquid to 12.2% in the undercooled

state. For Ca19.40, the proportions are 14.2% in the liquid reducing to 10.7% in the undercooled state. The presence of significant quantities of both AlO_5 species and oxygen triclusters reveals the complex nature of the Al–O network.²² Our findings show, however, that the Al_2O_3 tetrahedral network becomes better defined upon undercooling.

As mentioned above, the presence of non-bridging oxygen has important implications on the thermal and dynamic properties of the CAS glasses and melts. Ca atoms have the ability to create NBO by breaking Si–O and/or Al–O bonds and therefore to weaken the tetrahedral network. The mechanisms involved in the occurrence of NBO have been reported by Stebbins and co-workers^{23,24} for CAS with high silica content and were linked to the viscosity by Neuville *et al.*²⁵ A first one proposed in the seminal work of Stebbins and Xu²³ is the production of NBO from the transformation of two BO in interaction with Ca network modifier cations. This reaction leads also to the formation of triclusters. The second one concerns consumption reactions of NBO to produce AlO_5 units.²⁴ The NBO occur not only when Ca atoms are in excess with charge balancing (i.e., one Ca^{2+} that compensates two AlO_4^- tetrahedral units) but also in perfect charged-balanced compositions.^{23,26} Such a trend implies that the number of NBO cannot be predicted only with simple stoichiometric arguments for charge balancing. Here, the CA and both CAS compositions are fully charge balanced and our simulations firmly establish the presence of NBO. The latter have been obtained by counting the number of oxygen atoms that have only one Si or one Al atom and also one Ca atom in their first neighbor shell (the cutoff distances defined above have been used). The distributions of the number of NBO in Ca12.44 and Ca19.40 above and below the melting point are shown in Figure 4. In all cases, the calculated distributions show that the scenario in which no NBO are present does not occur in our simulations.

Above the melting point, NBO have a broad distribution centered at 18 and show only a slight decrease with composition between $x = 0.12$ and 0.19. They represent about 12% of the total number of oxygen, respectively. The number of NBO for Ca0.50,¹² which represents 12.8%, is in line with

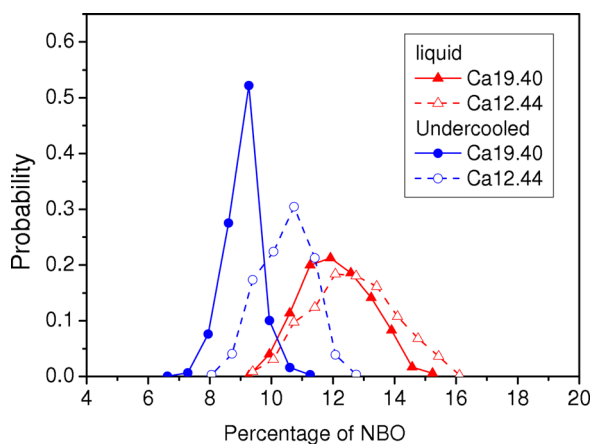


FIG. 4. Distribution of the number of non-bridging oxygen for Ca12.44 above the melting point (open red triangles) and in the undercooled melts (open red circles) as well as for CAS19.40 above the melting point (solid red triangles) and in the undercooled melts (solid red circles). The lines are guides for the eyes.

Ca12.44 and Ca19.40. Upon undercooling, our simulations reveal narrower distributions with a reduction of the average number of NBO, which evolves from 10.5% to 9.1%, respectively, from $x = 0.12$ –0.19. The number of NBO found with classical molecular dynamics simulations by Cormier *et al.*,²⁷ who have reported 12.5% NBO in Ca12.44 glass, is consistent with our results. While in the liquid the evolution of NBO is small and probably hidden by thermal fluctuations, in the undercooled state a clear reduction is seen with increasing SiO_2 concentrations. It should be mentioned that the reduction is consistent with the decrease of Ca content, where Ca cations act as network modifiers. Moreover, a reduction of the NBO with temperature occurs jointly with the reduction of triclusters and AlO_5 . In the undercooled state, the proportions found for triclusters is roughly the sum of those for NBO and AlO_5 . Such a result suggests for CAS with low silica content that NBO and triclusters are mainly formed according to the rule proposed by Stebbins and Xu,²³ and the AlO_5 units are formed through a consumption reaction of a part of the produced NBO.²⁴ These mechanisms also hold at higher temperature, in the stable liquid; however, the proportions indicate that some AlO_5 could also form independently of the two other species.

In summary, we have studied the structural properties of calcium aluminosilicate melts with low silica content namely $(\text{CaO-Al}_2\text{O}_3)_{1-x}(\text{SiO}_2)_x$ for $x = 0, 0.12$, and 0.19. For this purpose, we have performed neutron diffraction experiments using aerodynamic levitation and laser heating combined with *ab initio* molecular dynamics simulations to obtain detailed information on coordination numbers and bond angle distributions, and the presence of AlO_5 species, oxygen triclusters, and non-bridging oxygen atoms. Their evolution with SiO_2 concentrations and temperature has been examined. The structural analysis reveals (i) the presence of a significant amount of AlO_5 units that decreases with temperature, giving rise to a reinforcement of the Al–O tetrahedral network; (ii) the presence of NBO for these fully charged balanced CAS melts. Above the melting point the NBO show only a small evolution with composition due to thermal fluctuations, while they show a substantial decrease in the undercooled region.

More interestingly, the number of NBO, and to a smaller extent the proportion of AlO_5 , decrease with increasing SiO_2 concentration in the undercooled state. NBO sites can be considered as broken links in the tetrahedral networks²³ and five-coordinated entities are thought to serve as transition units that both favor microscopic diffusion and flow in CAS systems.^{25,28–30} Their abundance thus represents an important factor that impacts the viscosity in the liquid state.³¹ The reduction of both the NBO and AlO_5 with increasing SiO_2 concentration found in the present work should therefore increase the viscosity and relaxation times and hence decrease the fragility.³² It should be of great interest to study the fragility of these CAS melts in more detail and also with higher SiO_2 content in the stable and undercooled states in connection with the presence of NBO and AlO_5 . This can be done experimentally by combining quasi-elastic neutrons and x-ray scattering techniques using aerodynamic levitation.³³ On the theoretical side, such a systematic study would greatly benefit from the use of efficient empirical potentials. Further work along these lines is currently in progress.

We acknowledge the CINES and IDRIS under Project No. INP2227/72914 as well as PHYNUM CIMENT for computational resources. The ANR is gratefully acknowledged for financial support under Grant No. NT09 432740.

- ¹M. E. Lines, J. B. MacChesney, K. B. Lyons, A. J. Bruce, A. E. Miller, and K. Nassau, *J. Non-Cryst. Solids* **107**, 251 (1989).
- ²F. T. Wallenberger and S. D. Brown, *Compos. Sci. Technol.* **51**, 243 (1994).
- ³B. O. Mysen, *Structure and Properties of Silicate Melts* (Elsevier, Amsterdam, 1988).
- ⁴A. Navrotsky, K. L. Geikinger, P. McMillan, and G. V. Gibbs, *Phys. Chem. Miner.* **11**, 284 (1985).
- ⁵Y.-M. Sung and S.-J. Kwon, *J. Mater. Sci. Lett.* **18**, 1267 (1999).
- ⁶J. E. Shelby, *J. Am. Ceram. Soc.* **68**, 155–158 (1985).
- ⁷P. L. Highby, R. J. Ginther, I. D. Aggarwal, and E. J. Friebele, *J. Non-Cryst. Solids* **126**, 209–215 (1990).
- ⁸D. A. Dutt, P. L. Highby, and D. L. Griscom, *Phys. Chem. Glasses* **33**, 51–55 (1992).
- ⁹D. R. Neuville, L. Cormier, A. M. Flank, P. Lagarde, and D. Massiot, *Chem. Geol.* **213**, 153 (2004).
- ¹⁰L. Cormier, D. R. Neuville, and G. Calas, *J. Am. Ceram. Soc.* **88**, 2292 (2005).
- ¹¹J. W. E. Drewitt, S. Jahn, V. Cristiglio, A. Bytchkov, M. Leydier, S. Brassamin, H. E. Fischer, and L. Hennem, *J. Phys.: Condens. Matter* **23**, 155101 (2011).
- ¹²V. Cristiglio, L. Hennem, G. J. Cuello, I. Pozdnyakova, M. Leydier, J. Kozaily, H. E. Fischer, M. R. Johnson, and D. L. Price, *J. Non-Cryst. Solids* **356**, 2492–2496 (2010).
- ¹³H. E. Fischer, G. J. Cuello, P. Palleau, D. Feltin, A. C. Barnes, Y. S. Badyal, and J. M. Simonson, *Appl. Phys. A* **74**, S160 (2002).
- ¹⁴L. Hennem, I. Pozdnyakova, A. Bytchkov, V. Cristiglio, P. Palleau, H. E. Fischer, G. J. Cuello, M. Johnson, P. Melin, D. Zanghi, S. Brassamin, J.-F. Brun, D. L. Price, and M.-L. Saboungi, *Rev. Sci. Instrum.* **77**, 053903 (2006).
- ¹⁵G. J. Cuello, *J. Phys.: Condens. Matter* **20**, 244109 (2008).
- ¹⁶A Nose thermostat is used to control the temperature, see S. Nosé, *J. Chem. Phys.* **81**, 511 (1984).
- ¹⁷Y. Wang and J. P. Perdew, *Phys. Rev. B* **44**, 13298 (1991).
- ¹⁸G. Kresse and J. Furthmüller, *Comput. Mater. Sci.* **6**, 15 (1996); *Phys. Rev. B* **54**, 11169 (1996).
- ¹⁹G. Kresse and D. Joubert, *Phys. Rev. B* **59**, 1758 (1999).
- ²⁰P. Courtial and D. B. Dingwell, *Geochim. Cosmochim. Acta* **59**, 3685 (1995).
- ²¹S. Le Roux and V. Petkov, *J. Appl. Cryst.* **43**, 181 (2010).
- ²²D. R. Neuville, L. Cormier, and D. Massiot, *Chem. Geol.* **229**, 173 (2006); D. R. Neuville, L. Cormier, V. Montouillout, and D. Massiot, *J. Non-Cryst. Solids* **353**, 180 (2007).
- ²³J. F. Stebbins and Z. Xu, *Nature (London)* **390**, 60 (1997).
- ²⁴J. F. Stebbins, E. V. Dubinsky, K. Kanehashi, and K. E. Kelsey, *Geochim. Cosmochim. Acta* **72**, 910 (2008).
- ²⁵D. R. Neuville, L. Cormier, A. M. Flank, D. de Ligny, J. Roux, and P. Lagarde, *Am. Mineral.* **93**, 228 (2008).
- ²⁶M. Benoit, S. Ispas, and M. E. Tuckerman, *Phys. Rev. B* **64**, 224205 (2001).
- ²⁷L. Cormier D. Ghaleb, D. R. Neuville, J.-M. Delaye, and G. Calas, *J. Non-Cryst. Solids* **332**, 255 (2003).
- ²⁸J. F. Stebbins, in *Structure, Dynamics and Properties of Silicate Melts*, edited by J. F. Stebbins, P. F. McMillan, and D. B. Dingwell (Mineralogical Society of America, Washington, DC, 1995), Vol. 32.
- ²⁹I. Farnan and J. F. Stebbins, *Science* **265**, 1206 (1994).
- ³⁰J. F. Stebbins, S. Kroeker, S. K. Lee, and T. J. Kiczanski, *J. Non-Cryst. Solids* **275**, 1 (2000).
- ³¹M. J. Toplis and D. B. Dingwell, *Geochim. Cosmochim. Acta* **68**, 5169 (2004).
- ³²C. A. Angell, *Science* **267**, 1924 (1995).
- ³³J. Kozaily, These de Doctorat de l'Université d'Orléans, 2012.