



**HAL**  
open science

## Impacts of earthworm species on soil acidification, Al fractions, and base cation release in a subtropical soil from China

Jialong Wu, Chi Zhang, Ling Xiao, Mikael Motelica-Heino, Zongling Ren, Ting Deng, Jun Dai

► **To cite this version:**

Jialong Wu, Chi Zhang, Ling Xiao, Mikael Motelica-Heino, Zongling Ren, et al.. Impacts of earthworm species on soil acidification, Al fractions, and base cation release in a subtropical soil from China. Environmental Science and Pollution Research, 2020, 27, pp.33446-33457. 10.1007/s11356-019-05055-8 . insu-02106413

**HAL Id: insu-02106413**

**<https://insu.hal.science/insu-02106413v1>**

Submitted on 15 Feb 2021

**HAL** is a multi-disciplinary open access archive for the deposit and dissemination of scientific research documents, whether they are published or not. The documents may come from teaching and research institutions in France or abroad, or from public or private research centers.

L'archive ouverte pluridisciplinaire **HAL**, est destinée au dépôt et à la diffusion de documents scientifiques de niveau recherche, publiés ou non, émanant des établissements d'enseignement et de recherche français ou étrangers, des laboratoires publics ou privés.

# Impacts of earthworm species on soil acidification, Al fractions, and base cation release in a subtropical soil from China

Jialong Wu<sup>1,2,3,4</sup> & Chi Zhang<sup>1,2,3,4</sup> & Ling Xiao<sup>1,2,3,4</sup> & Mikael Motelica-Heino<sup>5</sup> & Zongling Ren<sup>1,2,3,4</sup> & Ting Deng<sup>1,2,3,4</sup> & Jun Dai<sup>1,2,3,4</sup>

## Abstract

Soil-exchangeable aluminum (Al) has toxic effects on living organisms in acidic soils. Earthworm presence and activity can alter soil pH, which has a significant influence on Al toxicity. However, the effects of earthworms on soil Al toxicity and fractions are still largely unknown. This laboratory study focused on the effects of three earthworm species (endogeics *Pontoscolex corethrurus* and *Amyntas robustus*, anecis *Amyntas aspergillum*) on soil acidification, Al fraction distribution, and base cation release. Three native earthworm species and a soil (latosolic red soil) collected from a botanical garden in South China were incubated under laboratory conditions. After 40 days of incubation, six Al fractions in soil, namely exchangeable (Al<sub>EX</sub>), weakly organically bound (Al<sub>Orw</sub>), organically bound (Al<sub>Or</sub>), amorphous (Al<sub>Amo</sub>), Al occluded in crystalline iron oxides (Al<sub>Oxi</sub>), and amorphous aluminosilicate and gibbsite (Al<sub>Ag</sub>) fractions, were extracted using a sequential procedure. Soil pH; organic carbon; total nitrogen; total Al (Al<sub>Total</sub>); exchangeable K, Na, Ca, Mg contents; and CEC were determined as well. Compared to control soil, pH values increased by 0.79, 0.41, and 0.57 units in casts in the presence of *P. corethrurus*, *A. robustus*, and *A. aspergillum*, and 0.70, 0.32, and 0.50 units in non-ingested soil, respectively. Compared to control soil, the 61.7%, 30.7%, and 36.1% of Al<sub>EX</sub> contents in casts and 68.5%, 25.9%, and 39.0% of Al<sub>EX</sub> in non-ingested soil significantly decreased with the addition of *P. corethrurus*, *A. robustus*, and *A. aspergillum*, respectively. Moreover, compared to control soil, the 78.7%, 37.7%, and 40.1% of exchangeable Ca<sup>2+</sup> and 12.3%, 24.7%, and 26.8% of exchangeable Mg<sup>2+</sup> contents in casts significantly increased with the presence of *P. corethrurus*, *A. robustus*, and *A. aspergillum*, respectively. Soil treated with *P. corethrurus* had higher soil pH values, exchangeable Ca<sup>2+</sup> contents, and lower Al<sub>EX</sub> than those with *A. robustus* and *A. aspergillum*. Results of principal component analyses showed that *P. corethrurus*, *A. robustus*, and *A. aspergillum* casts and non-ingested soil differ for soil pH, Al fractions, and exchangeable base cations release. These results indicate that earthworms, especially *P. corethrurus*, can reduce soil Al toxicity, increase soil pH, and affect the release of exchangeable base cations.

---

## Highlights

- *P. corethrurus* decreased 61.7% exchangeable Al content significantly in cast compared to control soil.
- *P. corethrurus* was more effective to reduce soil acidification than *A. robustus* and *A. aspergillum*.
- Casts had higher exchangeable Ca<sup>2+</sup>, Mg<sup>2+</sup>, K<sup>+</sup>, CEC, TN, and SOC than non-ingested soil for the three earthworms.

---

Responsible editor: Zhihong Xu

\* Chi Zhang  
zhangchi121@163.com

\* Jun Dai  
jundai@scau.edu.cn

<sup>1</sup> College of Natural Resources and Environment, South China Agricultural University, 483 Wushan Road, Tianhe District, Guangzhou 510642, China

<sup>2</sup> Key Laboratory of Arable Land Conservation in South China, Ministry of Agriculture People's Republic of China, Guangzhou 510642, China

<sup>3</sup> Key Laboratory of the Ministry of Land and Resources for Construction Land Transformation, Guangzhou 510642, China

<sup>4</sup> Guangdong Province Key Laboratory of Land Use and Consolidation, Guangzhou 510140, China

<sup>5</sup> Université d'Orléans, CNRS/INSU Institut des Sciences de la Terre d'Orléans, UMR 7327, Campus Géosciences, 1A rue de la Férollerie, 41071 Orleans, France

**Keywords** Earthworms · Aluminum fractions · Soil pH · Exchangeable base cations · Latosolic red soil

## Introduction

Soil acidification is a global ecological and environmental issue that has however received little attention until now (Guo et al. 2010). It has naturally occurred across tropical and subtropical regions (Hodson and Donner 2013) and is strongly influenced by anthropogenic atmospheric acid deposition (Qiao et al. 2015; Zhao et al. 2009). It is well known that acid soils are commonly associated with Al toxicity, which is terribly deleterious to various soil organisms. Kunito et al. (2016) reported that high levels of exchangeable Al can be expected to increase stresses on organisms via Al toxicity; Zhang et al. (2013) found that the critical value of Al in soil for earthworm *Eisenia fetida* was 50 mg kg<sup>-1</sup>; Gestel and Hoogerwerf (2001) reported that AlCl<sub>3</sub> was more toxic to earthworm *Eisenia Andrei* compared to Al<sub>2</sub>O<sub>3</sub> and Al<sub>2</sub>(SO<sub>4</sub>)<sub>3</sub>, with LC<sub>50</sub> value of 316 mg kg<sup>-1</sup> dry artificial soil at a pH<sub>KCl</sub> of 3.5.

Al fractions determine its toxicity besides its total concentration (Kubová et al. 2005; Ščančar and Milačič 2006) and are also closely related to soil pH (Xu 2012). When soil pH is below 5.0, exchangeable Al mainly includes Al<sup>3+</sup>, AlOH<sup>2+</sup>, Al(OH)<sub>2</sub><sup>+</sup>, Al(OH)<sub>3</sub>, and Al(OH)<sub>4</sub> species Al<sup>3+</sup> being the most toxic (Baquy et al. 2018). Most of Al in soil is bound to organic matter in the form of polymers and monomers that are of low toxicity (Buodot et al. 1994). In general, Al can be divided into several fractions in soils such as Al<sub>Ex</sub> (exchangeable), Al<sub>Orw</sub> (weakly organically bound), Al<sub>Or</sub> (organically bound), Al<sub>Amo</sub> (amorphous), Al<sub>Oxi</sub> (occluded in crystal-line iron oxides), and Al<sub>Ag</sub> (occluded in amorphous aluminosilicate and gibbsite) (Larsen et al. 1999). Hagvall et al. (2015) investigated the effects of organic matter on the fractions of Al in soils. Evans and Jacobs (2016) evaluated the seasonal changes in Al fractions in soil. However, no information exists regarding the impacts of soil fauna on Al speciation and toxicity recently in tropical soils.

Earthworms are an essential part of soil fauna in most soils (Blouin et al. 2013), and they play an important role in the transformations of soil chemical elements such as Cd, Cu, Pb, and Zn, and so on (Richardson et al. 2018; Zhang et al. 2016). Basker et al. (1994) demonstrated that soil ingestion by earthworm *A. caliginosa* and *L. rubellus* increased exchangeable K content in Raunai soil. Previous studies have addressed the effects of earthworms on soil metal (loid) (Cd, Cu, Zn, and As) mobility, fractions, and availability through soil pH change (Sizmur and Hodson 2009) and the degradation and redistribution of organic matter (Tica et al. 2013; Sizmur et al. 2011; Zhang et al. 2009). However, far less attention has been paid to the impact that earthworms have on soil Al in terms of its toxicity and fractions. Endogeic species such as *Pontosclex*

*corethrus* (Müller 1857) and *Amyntas robustus* (Perrier 1872) and anecic species *Amyntas aspergillum* (Perrier 1872) are the most common earthworms in south China (Huang et al. 2015; Lin et al. 2012). However, there is no data on how the ecology of these earthworm species affects soil Al fractions and toxicity in subtropical soils.

Therefore, in the present study, the objectives were to investigate the effects of different earthworm species such as *Pontosclex corethrus*, *Amyntas robustus*, and *Amyntas aspergillum* on soil acidification, Al speciation and exchangeable base cation release and also evaluate the impacts of earthworm presence and activity on reducing soil acidity and changing Al fractions.

## Materials and methods

### Soil and biological preparation

Natural uncontaminated soil was collected from surface horizon (0–10 cm) at a botanical garden in Guangdong province, South China (23°9'33"N and 113°21'22"E). It was air-dried and then sieved at 3 mm. pH value, fine texture, and contents of organic carbon and total nitrogen were determined in soil (Table 1).

All earthworms (*Pontosclex corethrus*, *Amyntas robustus*, and *Amyntas aspergillum*) were hand-sorted in the field from the same location. Mature individuals with developed clitellum were selected to apply in the laboratory tests. To ensure the soil contained a large proportion of earthworm casts, a relatively large number of earthworms were added to a comparatively small volume of soil and a short treatment time was selected (Zhang et al. 2000; Zhang et al. 2016). The average fresh weights of *P. corethrus* were 0.29 g fresh weight (ranging from 0.27 to 0.31 g ind<sup>-1</sup>), and 41 individuals were added to 0.5 kg soil. *A. robustus* were 2.91 g fresh weight on average (ranging from 2.10 to 3.17 g ind<sup>-1</sup>), and 4 worms were added to 0.5 kg soil. *A. aspergillum* were 2.34 g fresh weight (ranging from 1.10 to 4.07 g ind<sup>-1</sup>) on average, and 6 individuals were added to 0.5 kg soil.

### Experimental design

Half a kilogram of soil was placed in 1.5 L plastic plots (9 cm × 12 cm × 13 cm) allocated to four different treatments:

1. CS: control soil without earthworms
2. PS: soil inoculated with 12.0 ± 0.0 g fresh weight of *P. corethrus*
3. RS: soil inoculated with 12.5 ± 0.1 g fresh weight of *A. robustus*

**Table.1** Main physicochemical characteristics and Al contents of soil samples (mean  $\pm$  S.E., n = 3)

| pH                 | Organic C          | Total N            | C: N ratio      | Clay content<br>( $< 0.002$ mm) | Cation<br>exchange<br>capacity<br>(CEC) | Exchangeable<br>acid quantum | Exchangeable<br>hydrogen  | Exchangeable<br>Al        | Total Al           |                |
|--------------------|--------------------|--------------------|-----------------|---------------------------------|---|------------------------------|---------------------------|---------------------------|--------------------|----------------|
| (H <sub>2</sub> O) | g·kg <sup>-1</sup> | g·kg <sup>-1</sup> | –               | (%)                             | cmol (+)·kg <sup>-1</sup>               | cmol (+)·kg <sup>-1</sup>    | cmol (+)·kg <sup>-1</sup> | cmol (+)·kg <sup>-1</sup> | g·kg <sup>-1</sup> |                |
| Soil               | 4.25 $\pm$ 0.02    | 27.0 $\pm$ 0.7     | 1.85 $\pm$ 0.05 | 14.6 $\pm$ 0.2                  | 22.0 $\pm$ 0.5                          | 12.3 $\pm$ 1.8               | 5.52 $\pm$ 1.03           | 0.77 $\pm$ 0.12           | 4.75 $\pm$ 0.82    | 68.2 $\pm$ 5.5 |

4. AS: soil inoculated with 12.1  $\pm$  0.0 g fresh weight of *A. aspergillum*

Each treatment with five replicates was incubated for 40 days in the laboratory at a temperature of 25 °C and moisture was adjusted by weight at field capacity every 2 days. Organic matter was not added during the whole culture period so as not to influence soil properties. In the medium term of the incubation, surface casts were collected. After 40 days of incubation, both internal and surface casts were collected according to the method of Zhang et al. (2016). After being dried in an air-circulating room, surface casts and internal casts were mixed together and used as the casts in this study. The casts and non-ingested soil were weighed to estimate total cast production (Wen et al. 2006).

### Analytical determinations

#### Earthworm responses

Surviving earthworms were collected, counted, and weighed at the beginning, after 20 days and at the end of the culture period. Ingestion rate (I in g dry soil ingested daily per g fresh weight earthworm biomass) was calculated as follows:

$$I = \frac{C - dW_0}{W_{40} - W_0} \times 100\%$$

where C is the total cast production (surface cast + internal cast) in g dry weight, d is culture duration in days, and W<sub>0</sub> and W<sub>40</sub> is the biomass of earthworms at the beginning and end of the culture period (Zhang et al. 2016).

#### Soil and casts analyses

Soil pH value was determined in water suspension [1: 2.5 (w/v) soil/distilled water ratio] by a Sartorius PB-10 pH meter. Exchangeable acid quantum and hydrogen were measured according to KCl exchange-neutralization titration method (SSIR 2004). Cation exchange capacity (CEC) was determined by the method of ammonium acetate saturation (CH<sub>3</sub>COONH<sub>4</sub>, 1 mol L<sup>-1</sup>, pH 7.0). Soil was digested by hot HF, HNO<sub>3</sub>, HClO<sub>4</sub>, and H<sub>2</sub>O<sub>2</sub> mixture and analyzed by inductively coupled plasma optical emission spectrometry

(ICP-OES) (Varian 710-ES) in order to determine total Al concentration (Kubová et al. 2005). The optimized six-step sequential extraction scheme was applied according to the method of Larssen et al. (1999), and Al concentrations in the extracts were also determined by ICP-OES (Varian 710-ES) (Table 2). Soil-exchangeable Ca, Mg, K, and Na were extracted with 1 mol L<sup>-1</sup> CH<sub>3</sub>COONH<sub>4</sub> (pH 7.0) and then measured by atomic absorption spectrometry as previously described (Moro et al. 2014). All subsequent data were expressed on dry weight bases.

#### Analysis of earthworms

Earthworms were placed in Petri dishes with one filter paper and a few drops of distilled water to keep them moist. They were kept at 25 °C for 7 days, and filter papers were changed daily to allow complete evacuation of the gut contents. Earthworms were killed in liquid nitrogen and then oven-dried at 100 °C for 24 h. Dry earthworms were crushed ( $< 0.2$  mm) and digested as follows: 0.2 g of sample was mixed with 8 ml concentrated HNO<sub>3</sub> and 2 ml concentrated HClO<sub>4</sub> for 12 h, heated progressively up to 250 °C with electric heating plate digestion for 2 h. After cooling at ambient temperature, the solution was filled up to 50 ml with ultra-pure distilled water (Dai et al. 2004). Metal contents in earthworms were determined by ICP-OES (Varian 710-ES). Biota-to-soil accumulation factors (BSAF) of the metals in the earthworms were calculated by the following formula: BSAF = metal content in earthworm / total metal content in soil (Cortet et al. 1999).

#### Statistical analysis

All data were analyzed using the software SPSS version 23.0 (SPSS Inc., Chicago, IL) and R version 3.0.2 (ade 4 library) (R Development Core Team 2007; Thioulouse et al. 1997), respectively. Differences between the means were evaluated using a one-way ANOVA which was tested by Duncan's test.  $p < 0.05$  was considered as statistically significant. Results were expressed as mean  $\pm$  standard error. Principal component analysis (PCA) was performed using the software R (ade 4 library), coupled with a Monte Carlo permutation test that allowed to test for multivariate differences between treatments.

**Table 2** Experimental conditions in the optimized six-step sequential extraction scheme

| Step | Abbreviation                   | Fraction                               | Chemical reagents, analytical conditions, and references   |
|------|--------------------------------|--|--|
| 1    | Al <sub>Ex</sub>               | Exchangeable                           | 0.1 mol·L <sup>-1</sup> BaCl <sub>2</sub> (w/v = 1/10) for 2 h, extract twice, rinsing by redistilled H <sub>2</sub> O   |
| 2    | Al <sub>Orw</sub>              | Weakly organically bound <sup>a</sup>  | 0.5 mol L <sup>-1</sup> CuCl <sub>2</sub> (w/v = 1/10) for 2 h, extract twice, rinsing by redistilled H <sub>2</sub> O   |
| 3    | Al <sub>Or</sub>               | Organically bound                      | 0.1 mol L <sup>-1</sup> Na <sub>4</sub> P <sub>2</sub> O <sub>7</sub> (pH 10) (w/v = 1/40) for 16 h, extract twice, rinsing by 1 mol L <sup>-1</sup> Na <sub>2</sub> SO <sub>4</sub> |
| 4    | Al <sub>Amo</sub>              | Amorphous                              | NH <sub>4</sub> oxalate (0.2 mol L <sup>-1</sup> at pH 3) (w/v = 1/40) for 4 h in dark, rinsing by redistilled H <sub>2</sub> O  |
| 5    | Al <sub>Oxi</sub>              | Occluded in crystalline iron oxides    | Citrate dithionite for 15 min, 80 °C (w/v = 1/40), rinsing by 1 mol L <sup>-1</sup> NaCl   |
| 6    | Al <sub>Aag</sub> <sup>b</sup> | Amorphous aluminosilicate and gibbsite | Boiling 0.1 mol·L <sup>-1</sup> NaOH for 2.5 min (w/v = 1/500).  |
| –    | Al <sub>Min</sub>              | Occluded in layered aluminosilicate    | Al <sub>total</sub> – ∑Al  |
| –    | Al <sub>Total</sub>            | Total Al                               | decomposed by hot HF, HNO <sub>3</sub> , HClO <sub>4</sub> and H <sub>2</sub> O <sub>2</sub> mixture (Kubová et al. 2005)  |

aExtraction with 0.5 mol L<sup>-1</sup> CuCl<sub>2</sub> is considered organo-Al complexes of low to medium stability (Álvarez et al. 2012)

bAl is occluded in layered silicates in most of soils and cannot be extracted by above chemical reagents, Al<sub>Min</sub> = Al<sub>Total</sub> - ∑Al, ∑Al = Al<sub>Ex</sub> + Al<sub>Orw</sub> + Al<sub>Or</sub> + Al<sub>Amo</sub> + Al<sub>Oxi</sub> + Al<sub>Aag</sub> (Shao et al. 1998)

## Results

### Earthworm response to soil

Earthworm survival percentage, biomass, and weight loss rate for the different treatments are shown in Table 3. At the end of the experiment, *P. corethrus* had the lowest survival percentage (79.1%) and biomass (8.89 g) but the highest weight loss rate (25.98%) compared to other earthworm species. In contrast to *P. corethrus*, *A. robustus* had the highest survival percentage (97.1%), biomass (12.5 g), and lowest weight loss rate (–0.12%). The weight loss rate of *P. corethrus* was significantly higher than that of *A. robustus* ( $p < 0.05$ ). However, there was no significant difference in weight loss rate between *P. corethrus* and *A. aspergillum*. The survival percentage, biomass, and weight loss rate of *A. aspergillum* were all between those of *P. corethrus* and *A. robustus*, respectively.

Surface cast production of *P. corethrus* (67.9 g kg<sup>-1</sup>) and *A. aspergillum* (53.4 g kg<sup>-1</sup>) were significantly higher than that of *A. robustus* (67.0 g kg<sup>-1</sup>) ( $p < 0.05$ , Fig. Error! Reference source not found.a). Inter cast productions of the three earthworms were significantly different and ranked as *P. corethrus* > *A. robustus* > *A. aspergillum*, with the mean values of 296.0, 224.0, and 61.4 g·kg<sup>-1</sup>, respectively ( $p < 0.05$ , Fig. 1b). The amounts of the inter cast of *P. corethrus* and *A. robustus* were 4.4- and 4.2-fold higher than the surface cast ( $p < 0.05$ ), respectively. Generally, *P. corethrus* and *A. robustus* produced significantly greater amounts of total casts than *A. aspergillum* ( $p < 0.05$ , Fig. 1c). Soil ingestion rates were 1.99- and 0.94-fold higher, respectively, for *P. corethrus* and *A. robustus* ( $p < 0.05$ ) than for *A. aspergillum* (Fig. 1d). Bioaccumulation values of Al in earthworms assessed by BSAF were ranked as *A. robustus* > *P. corethrus* > *A. aspergillum*, with the mean values of 0.087, 0.158, and 0.002, respectively ( $p < 0.05$ ). BSAFs were 42.3- and 77.8-fold higher, respectively, for *P. corethrus* and *A. robustus* ( $p < 0.05$ ) than *A. aspergillum* (Fig. 1e).

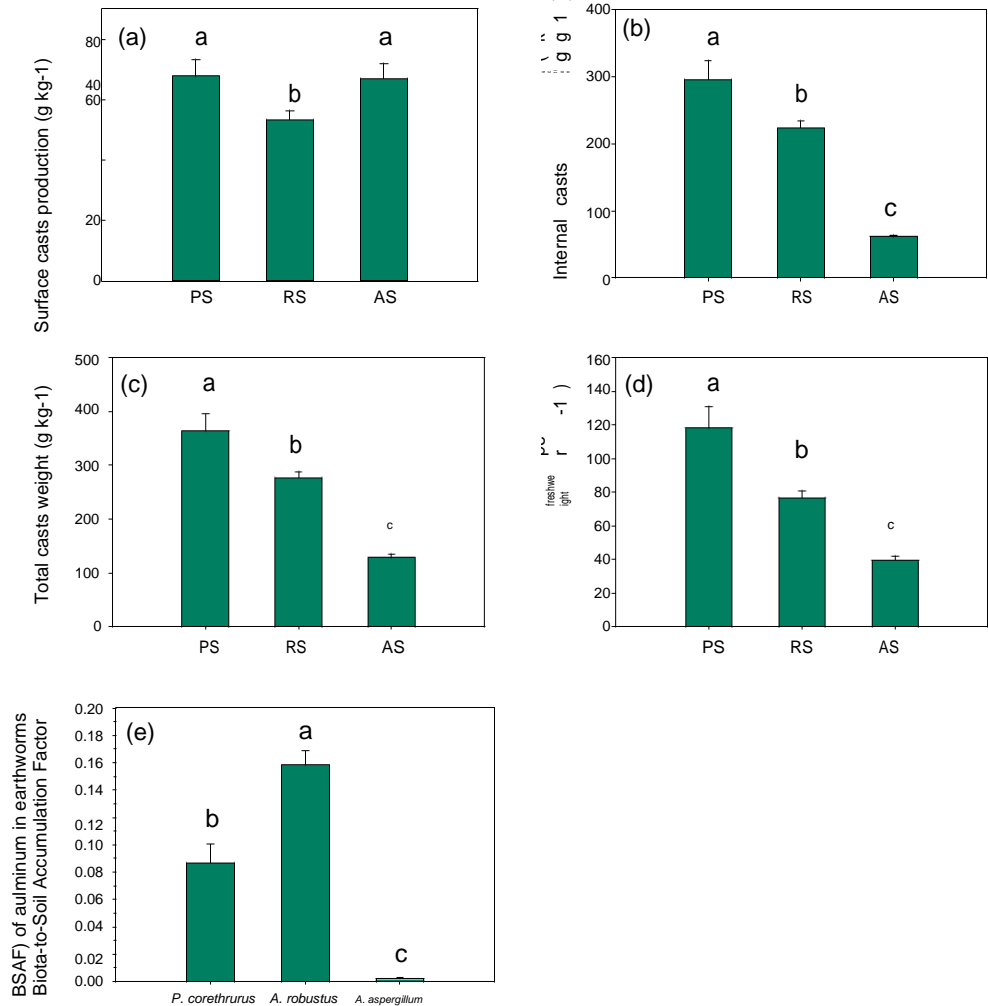
**Table 3** Variations of survival percentage, biomass, and weight loss rate of different earthworm species during the incubation period (mean ± S.E., n = 5)

| Treatments | Incubation days   |              |                   |             |                   |             |                      |
|------------|-------------------|--------------|-------------------|-------------|-------------------|-------------|----------------------|
|            | 0 d               |              | 20 d              |             | 40 d              |             |                      |
|            | Survival rate (%) | Biomass (g)  | Survival rate (%) | Biomass (g) | Survival rate (%) | Biomass (g) | Weight loss rate (%) |
| PS         | 100 ± 0a          | 12.0 ± 0.0a  | 87.5 ± 5.0b       | 11.5 ± 0.6a | 79.1 ± 2.2b       | 8.89 ± 0.5b | 26.0 ± 4.5A          |
| RS         | 100 ± 0a          | 12.5 ± 0.1b  | 97.1 ± 2.9a       | 14.9 ± 0.5a | 97.1 ± 2.9a       | 12.5 ± 0.3b | –0.12 ± 2.8B         |
| AS         | 100 ± 0a          | 12.1 ± 0.0ab | 97.8 ± 2.2a       | 13.4 ± 0.7a | 85.8 ± 4.2b       | 10.5 ± 0.8b | 13.4 ± 6.3AB         |

The different lowercase letters relate to the different levels of Duncan in one-way ANOVA analysis at different incubation days ( $\alpha = 5\%$ ). The different capital letters relate to the different levels of Duncan in One-way ANOVA analysis of treatments in weight loss rate as follows ( $\alpha = 5\%$ )

PS soil + *P. corethrus*, RS soil + *A. robustus*, AS soil + *A. aspergillum*

Fig. 1 Earthworm cast production, ingestion rate, and BSAF in different treatments. PS: soil + *P. corethrus*; RS: soil + *A. robustus*; AS: soil + *A. aspergillum*. The different lowercase letters relate to the different levels of Duncan in one-way ANOVA analysis of treatments (n = 5,  $\alpha = 5\%$ )



## Variations of soil pH in treatments

The addition of the three species of earthworm significantly increased pH values in casts and non-ingested soil ( $p < 0.05$ , Fig. 2). Compared to control soil, *P. corethrus*, *A. robustus*, and *A. aspergillum* increased pH values by 0.79, 0.41, and 0.57 units respectively in casts. Similarly, pH values in non-ingested soil were 0.70, 0.32, and 0.50 higher, respectively, with *P. corethrus*, *A. robustus*, and *A. aspergillum* than for the control soil. Moreover, all earthworm casts had significantly higher pH values than the corresponding non-ingested soil (*P. corethrus*:  $p < 0.05$ ; *A. robustus*:  $p < 0.05$ ; *A. aspergillum*:  $p < 0.01$ , Fig. 2), respectively.

## Variation of Al fractions and distribution in treatments

Al fractions assessed by chemical extractions varied significantly among treatments in casts as well as non-ingested soil (Table 4). Compared to control, 61.7% (130 mg kg<sup>-1</sup>), 30.7% (64.0 mg kg<sup>-1</sup>), and 36.1%

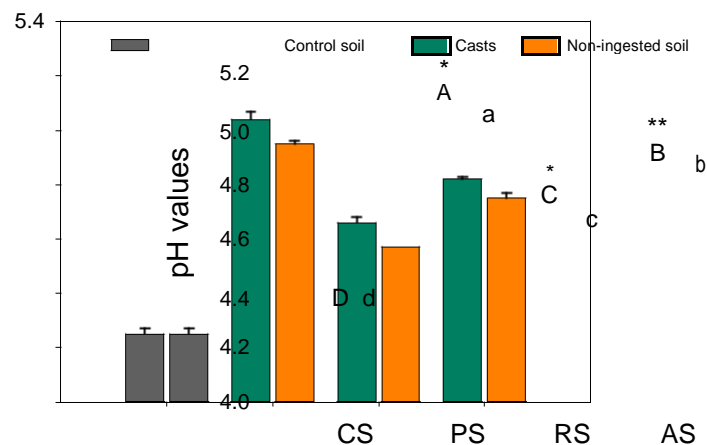


Fig. 2 Soil pH affected by earthworm in different treatments (CS: control soil; PS: soil + *P. corethrus*; RS: soil + *A. robustus*; AS: soil + *A. aspergillum*). The different capital letters relate to the different levels of Duncan in one-way ANOVA analysis of treatments in casts group as follows ( $\alpha = 5\%$ ). The different lowercase letters relate to the different levels of Duncan in one-way ANOVA analysis of treatments in non-ingested soil group as follows (n = 5,  $\alpha = 5\%$ ). Significant differences between casts and the non-ingested soil group of T test are note by \*\*\* $p < 0.001$ ; \*\* $p < 0.01$ ; \* $p < 0.05$ ; ns  $p > 0.05$

(76.0 mg kg<sup>-1</sup>) decreases were observed in Al<sub>Ex</sub> contents in the casts of PS, RS, and AS treatments, respectively, and 68.5% (144 mg kg<sup>-1</sup>), 25.9% (54.0 mg kg<sup>-1</sup>), and 39.0% (82.0 mg kg<sup>-1</sup>) decreases of that found in non-ingested soil as well. In the meantime, differences of Al<sub>Ex</sub> contents between casts and non-ingested soil were earthworm species dependent and ranked as follow: Al<sub>Ex</sub> contents in non-ingested soil with *A. robustus* >

*A. robustus* casts > *P. corethrus* casts > non-ingested soil with *P. corethrus* ( $p < 0.05$ ); however, no significant difference was found between *A. aspergillum* casts and non-ingested soil ( $p > 0.05$ ). In the presence of earthworms, Al<sub>Orw</sub> fractions in casts and non-ingested soil varied notably. Compared to control soil, Al<sub>Orw</sub> contents in non-ingested soil significantly decreased by 21.4%,

7.64%, and 6.18% due to the activities of *P. corethrus*, *A. robustus*, and *A. aspergillum*, respectively. Higher Al<sub>Orw</sub> contents were found in casts compared to non-ingested soil (*P. corethrus*:  $p < 0.05$ ; *A. robustus*:  $p < 0.01$ ; *A. aspergillum*:  $p < 0.01$ , Table 4).

Earthworm addition could increase Al<sub>Or</sub> contents not only in casts but also in non-ingested soil. In comparison to control, Al<sub>Or</sub> contents in casts increased by 0.74-, 0.78-, and 0.48-fold, respectively, in casts of *P. corethrus* and *A. robustus* and *A. aspergillum* ( $p < 0.05$ ). Al<sub>Or</sub> contents in non-ingested soil affected by *A. robustus* and *A. aspergillum* were significantly higher than control soil ( $p < 0.05$ ). Compared with non-ingested soil, the ingestion by *P. corethrus* and *A. robustus* significantly increased the Al<sub>Or</sub> in casts (*P. corethrus*:  $p < 0.01$ ; *A. robustus*:

$p < 0.05$ , respectively, Table 4). Al<sub>Amo</sub> fractions in casts and non-ingested soil were influenced by the activities of the different earthworm species. Compared to control soil, Al<sub>Amo</sub> contents in casts generally increased significantly

( $p < 0.05$ ). However Al<sub>Amo</sub> contents in non-ingested soil significantly decreased by 30.2%, 15.2%, and 20.6%, for *P. corethrus* and *A. robustus* and *A. aspergillum* ( $p < 0.05$ ), respectively. In addition, Al<sub>Amo</sub> contents in casts were significantly higher than for non-ingested soil (*P. corethrus*:  $p < 0.01$ ; *A. robustus*:  $p < 0.05$ ; *A. aspergillum*:  $p < 0.01$ , Table 4). Thus, earthworm addition could decrease Al<sub>Oxi</sub> contents. Al<sub>Oxi</sub> contents were significantly lower in casts with addition of *P. corethrus* and *A. robustus* than for control soil ( $p < 0.05$ ).

Al<sub>Oxi</sub> contents were 44.0%, 7.46%, and 20.0% lower in non-ingested soil treated with *P. corethrus*, *A. robustus*, and *A. aspergillum*, respectively, than control. It was also noted that Al<sub>Oxi</sub> contents of the other two earthworms, and in general, Al<sub>Oxi</sub> contents in casts, were higher than that in non-ingested soil ( $p < 0.001$ ). The presence of earthworms decreased Al<sub>Aag</sub> contents, especially in *A. aspergillum* and *P. corethrus* casts and non-ingested soil. Earthworm activities increased Al<sub>Min</sub> contents, especially in *A. aspergillum* casts and non-ingested soil and in *P. corethrus* non-ingested soil ( $p < 0.05$ ). There was no significant difference between Al<sub>Aag</sub> contents of casts and non-ingested soil for all earthworms, so as for Al<sub>Min</sub> (Table 4).

Average proportions of seven fractions in total contents varied notably among treatments (Fig. 3a, b). Al<sub>Ex</sub> fractions in casts and non-ingested soil were 0.10–0.23%, which were lower than control (0.31%), especially for *P. corethrus*, indicating that three earthworm activities could decrease the exchangeable Al contents. There were 1.52–1.78-fold increases of Al<sub>Or</sub> contents in three casts compared to control. The non-ingested soil of *A. aspergillum* had the highest Al<sub>Or</sub> contents (785.21 mg kg<sup>-1</sup>) of the three earthworms.

**Table 4** Al fractions and contents in soil (casts and non-ingested soils) (mean ± S.E., n = 5)

| Treatments        | Aluminum fractions        |                   |                  |                          |                   |                   |                   |                 |
|-------------------|---------------------------|-------------------|------------------|--------------------------|-------------------|-------------------|-------------------|-----------------|
|                   | Al <sub>Ex</sub>          | Al <sub>Orw</sub> | Al <sub>Or</sub> | Al <sub>Amo</sub>        | Al <sub>Oxi</sub> | Al <sub>Aag</sub> | Al <sub>Min</sub> |                 |
|                   | (Al mg·kg <sup>-1</sup> ) |                   |                  | (Al g·kg <sup>-1</sup> ) |                   |                   |                   |                 |
| Casts             | PS                        | 80.5 ± 6.7C*      | 271 ± 16A*       | 627 ± 43A**              | 1.32 ± 0.07A**    | 0.69 ± 0.01AB***  | 10.9 ± 0.5B ns    | 54.4 ± 0.5AB ns |
|                   | RS                        | 146 ± 3B          | 267 ± 12A**      | 634 ± 65A*               | 1.38 ± 0.08A*     | 0.67 ± 0.02B ns   | 11.2 ± 1.4AB ns   | 54.0 ± 1.4AB ns |
|                   | AS                        | 134 ± 7B ns       | 290 ± 2A**       | 567 ± 73A                | 1.47 ± 0.04A**    | 0.61 ± 0.01C ns   | 9.56 ± 0.79B ns   | 55.6 ± 0.8A ns  |
| Non-ingested soil | PS                        | 66.2 ± 3.2d       | 198 ± 3c         | 275 ± 22bc               | 0.90 ± 0.03c      | 0.50 ± 0.02c      | 10.2 ± 0.3b       | 56.1 ± 0.3a     |
|                   | RS                        | 156 ± 3b*         | 232 ± 8b         | 350 ± 17b                | 1.12 ± 0.03b      | 0.67 ± 0.01a      | 12.6 ± 0.6a       | 53.2 ± 0.6b     |
|                   | AS                        | 128 ± 14c         | 236 ± 7b         | 785 ± 66a ns             | 1.07 ± 0.04b      | 0.60 ± 0.02b      | 9.46 ± 0.41b      | 56.0 ± 0.4a     |
| Control           | CS                        | 210 ± 2Aa         | 251 ± 17Aa       | 228 ± 16Bc               | 1.29 ± 0.03Aa     | 0.72 ± 0.02Aa     | 14.0 ± 1.0Aa      | 51.6 ± 2.0Bb    |

The content of total Al in soil is 68.2 ± 5.5 g kg<sup>-1</sup>. The different capital letters relate to the different levels of Duncan in one-way ANOVA analysis of casts of treatments in cast group as follows ( $\alpha = 5\%$ ). The different lowercase letters relate to the different levels of Duncan in one-way ANOVA analysis of treatments in non-ingested soil group as follows ( $\alpha = 5\%$ )

CS control soil, PS soil + *P. corethrus*, RS soil + *A. robustus*, AS soil + *A. aspergillum*, ns  $p > 0.05$

Significant differences between the casts and the non-ingested soil group of T test are noted by \*\*\* $p < 0.001$ ; \*\* $p < 0.01$ ; \* $p < 0.05$

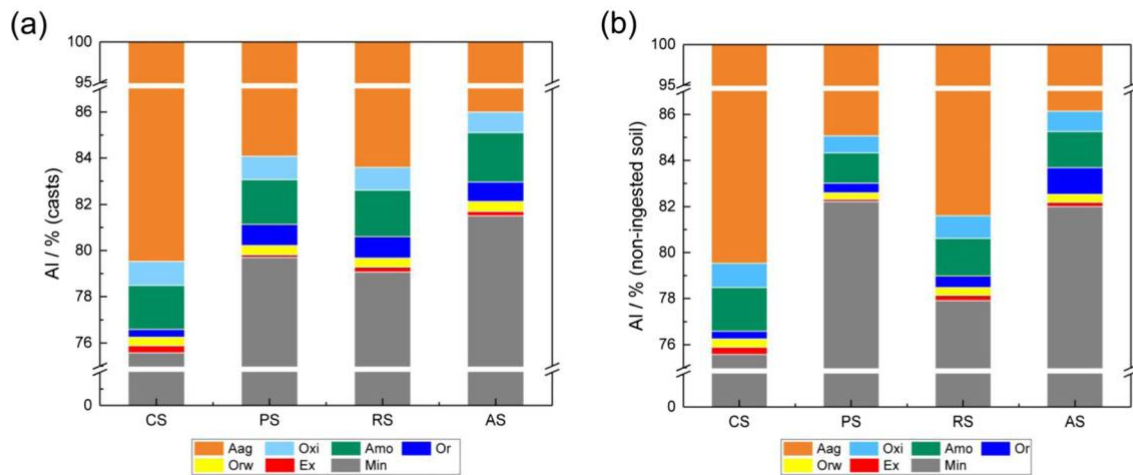


Fig. 3 The percentage of seven fractions of Al in casts (a) and non-ingested soil (b) of three earthworm species determined by sequential extraction (n = 5)

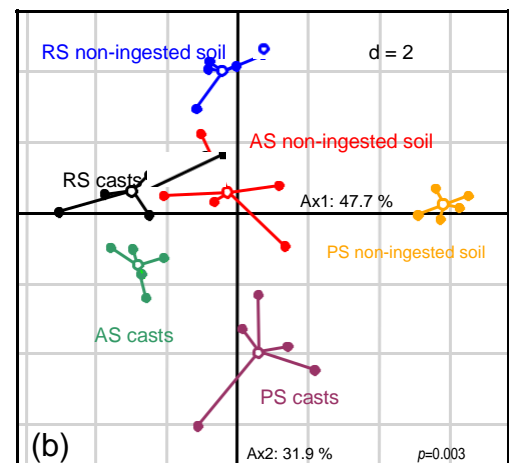
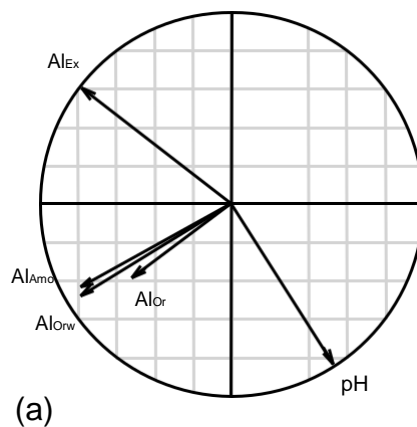
### General effects of treatments on Al fractions in casts and non-ingested soils

PCA was performed to explain the relationship among aluminum fractions, and pH values of earthworm casts and non-ingested soil (Fig. 4). Soil Al fractions in casts and non-ingested soils of three earthworms allowed to identify differences of Al fractions among the large set of variables observed (Fig. 4a, b). Experiments with casts could be clearly separated from the non-ingested soils along axis 1 that explains 47.7% of total inertia: casts of *P. corethrus*, *A. robustus*, and *A. aspergillum* were associated with higher contents of  $Al_{Orw}$ ,  $Al_{Or}$ , and  $Al_{Amo}$  in comparison with the non-ingested soil. The second principal component (31.9% of total inertia) indicated differences of earthworm species on pH value and  $Al_{Ex}$  and showed that *P. corethrus* was more helpful in reducing soil acidification. Results of correlation analysis showed that there was a remarkable correlation respectively between pH and  $Al_{Ex}$  in casts ( $r = -0.909^{**}$ ) and non-ingested soil ( $r = -0.937^{**}$ ).

### Variations of exchangeable base cations, soil C, N, and C/N ratio

Earthworm addition generally increased the contents of exchangeable base cations. The ingestion of *P. corethrus* and *A. robustus* significantly increased contents of exchangeable K ( $K_{Ex}$ ), Ca ( $Ca_{Ex}$ ), and Mg ( $Mg_{Ex}$ ) in casts compared with control soil and non-ingested soil ( $p < 0.01$ , Table 5). The exchangeable Na ( $Na_{Ex}$ ) contents were significantly higher in casts and non-ingested soil with addition of *P. corethrus* than that in control soil ( $p < 0.05$ ), and the trend was as follows:  $Na_{Ex}$  contents in non-ingested soil > in casts > control ( $p < 0.05$ ). Moreover,  $Ca_{Ex}$  and  $Mg_{Ex}$  contents were significantly higher in casts with addition of *A. aspergillum* than that in non-ingested soil and control soil ( $p < 0.01$ , Table 5). Cation exchange capacity (CEC) was significantly higher in the casts of *P. corethrus* and *A. aspergillum* than in control soil as well as non-ingested soils. The highest CEC was observed in the

Fig. 4 Correlation circles of several Al fractions and pH characteristics in treatments (a). Projection of experimental points according to treatments (b) casts vs. non-ingested soil. n = 5





| Ex | Na | Ca | Mg | CEC<br>cmol<br>(+)/kg | SOC<br>g·kg <sup>-1</sup> | TreatmentsK | TotalN<br>g·kg <sup>-1</sup>     | C/N ratio      |
|----|----|----|----|-----------------------|---------------------------|-------------|----------------------------------|----------------|
| -1 | -1 | -1 | -1 | -1                    | -1                        | -1          | 11. ± 0.4C8<br>2.±0.01A***4J     | -              |
|    |    |    |    |                       |                           |             | 911.±0.06BC ns<br>911.±0.06BC ns | 11. ± 0.4C8    |
|    |    |    |    |                       |                           |             | 042.±0.07B ns<br>042.±0.07B ns   | 814. ± 0.3A ns |
|    |    |    |    |                       |                           |             | 601.±0.07b<br>601.±0.07b         | 513. ± 0.2B ns |
|    |    |    |    |                       |                           |             | 1.±0.01a82<br>1.±0.01a82         | 213. ± 0.4 bns |
|    |    |    |    |                       |                           |             | 791.±0.06a<br>791.±0.06a         | 14. ± 0.4b0    |
|    |    |    |    |                       |                           |             | 851.±0.05Ca<br>851.±0.05Ca       | 413. ± 0.2b    |
|    |    |    |    |                       |                           |             |                                  | 614. ± 0.2Aa   |

analysis/casts and control, and group

non-ingested soil with addition of *A. robustus* among all treatments, while the lowest value was in the non-ingested soil with *P. corethrus*.

After the ingestion of earthworms, higher soil organic carbon (SOC) contents and total nitrogen contents were observed in all earthworm casts than those in control soil. Significant differences among earthworm species were shown only in the latter, and the highest TN contents were found in *P. corethrus* casts ( $p < 0.05$ ). Concerning the non-ingested soil, lower SOC and TN contents were observed than those in control soil in the presence of earthworm, especially for *P. corethrus* and *A. aspergillum* ( $p < 0.05$ , Table 5). Earthworm generally decreased C/N ratio in casts and non-ingested soil in comparison with control, and significant differences could be seen with the addition of *P. corethrus* and *A. aspergillum* ( $p < 0.05$ ).

### General effects of earthworms on exchangeable base cations, soil C, N, and C/N ratio in casts and non-ingested soils

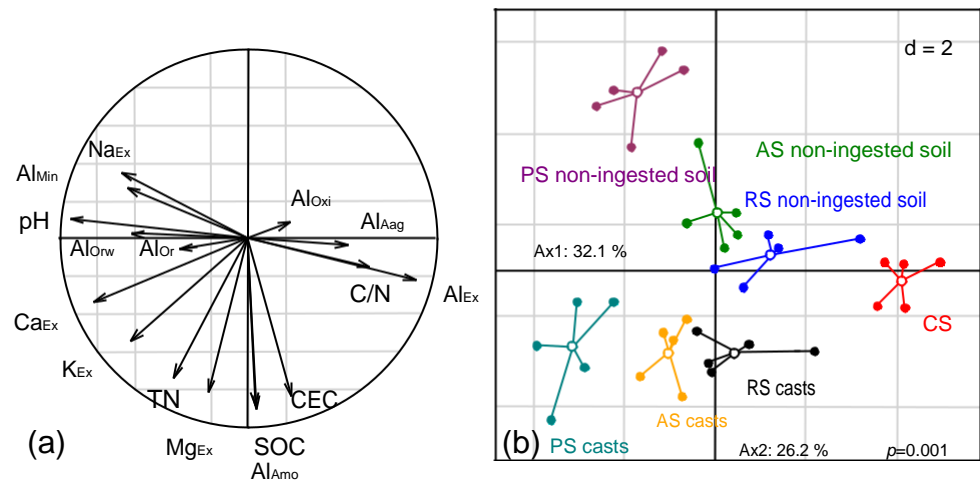
PCA was performed to identify general trends of soil Al fractions, exchangeable base cations, soil C and N characteristics of earthworm casts, and non-ingested soils (Fig. 5a, b). The axis 1 (32.1% of total inertia) isolated treatments according to their respective pH, Al<sub>Or</sub>, Al<sub>Orw</sub>, C/N ratio, Al<sub>Ex</sub>, Na<sub>Ex</sub>, Ca<sub>Ex</sub>, Al<sub>Oxi</sub>, and Al<sub>Aag</sub>, especially for treatments incubated with *P. corethrus* and *A. aspergillum* (Fig. 5). The casts of *P. corethrus*, *A. robustus*, and *A. aspergillum* were clearly separated from their non-ingested soil of that along axis 2 that explained 26.2% of total inertia: the ingestion activities of all earthworms allows to increase the contents of Ca<sub>Ex</sub>, K<sub>Ex</sub>, Mg<sub>Ex</sub>, CEC, TN, and SOC in casts in comparison with non-ingested soil ( $p < 0.01$ , Fig. 5). Moreover, Al<sub>Or</sub> contents in casts showed a significant correlation with SOC contents in casts ( $r = 0.693^{**}$ ). Unlike casts, Al<sub>Orw</sub> and Al<sub>Amo</sub> had significant correlation with SOC in non-ingested soil ( $r = 0.600^{**}$  and  $0.782^{**}$ ), respectively. For casts, pH values showed significant correlation between contents of K<sub>Ex</sub> ( $r = 0.711^{**}$ ), Ca<sub>Ex</sub> ( $r = 0.812^{**}$ ), and Mg<sub>Ex</sub> ( $r = -0.537^{**}$ ), respectively. In addition, pH values also showed significant correlation between Na<sub>Ex</sub> ( $r = 0.618^{**}$ ), Ca<sub>Ex</sub> ( $r = 0.686^{**}$ ), and Mg<sub>Ex</sub> ( $r = -0.822^{**}$ ) for non-ingested soil, respectively.

## Discussion

### Earthworm growth and Al accumulation

It is well known that earthworm density and survival are typically low in acidic soils (Chan and Mead 2003). However, in our study, high survival rates and low biomass loss were observed for the three earthworm species. Some previous studies

Fig. 5 Projection of soil Al fractions, exchangeable base cations, CEC, pH, SOC, TN, and C/N ratio in casts and non-ingested soils in different treatments by PCA. a Correlation circle of variables. b Score plots in treatment. PS: soil + *P. corethrus*; RS: soil + *A. robustus*; AS: soil + *A. aspergillum*. n = 5



demonstrated that *Amyntas* sp. and *P. corethrus* have out-standing ability to survive in acidic soils (pH 3.8) (Huang et al. 2015; Shao et al. 2017), and this adaptive advantage may explain the widespread occurrence of these species in south China (Lin et al. 2012).

The cast is the crucial biological aggregate produced by earthworms, which has a positive influence on soil properties (Bossuyt et al. 2005). It was observed that surface soil (0–20 cm) can be all digested by earthworms in 50 years in a tropical forest (Benckiser 1997). In our laboratory culture experiments, endogeic species, especially *P. corethrus*, have a higher total cast production than anecic species *A. aspergillum* (Fig. 1d). Soil ingestion rates of *P. corethrus* was similar with that of epi-endogeic species (*Amyntas morrissi*) in sub-tropical areas (Zhang et al. 2016), about 10-fold lower than comparable measurements made for temperate areas endogeic species (*Aporrectodea caliginosa*) (Zhang et al. 2009) and approximately 80 times lower than that for tropical savanna endogeic species (*Millsonia anomala*) (Lavelle and Spain 2001). Thus, the cast production of *P. corethrus* is higher than that of *A. robustus* and *A. aspergillum*, indicating its greater impact on soil properties which is beneficial for soil remediation.

Total Al contents accumulated in the tissues of *P. corethrus*, *A. robustus*, and *A. aspergillum* were 5933.9, 10,803.9, and 137.1 mg kg<sup>-1</sup> (the corresponding BSAF were 0.087, 0.158 and 0.002) in our work, respectively, which suggested that Al accumulation in earthworms is species dependent. Dai et al. (2004) found that two earthworm species (*Aporrectodea caliginosa* and *Lumbricus rubellus*) have different patterns of metal (Zn, Cd, and Pb) bioaccumulation in the same contaminated soil. In detail, the behavioral and ecological characteristics of different earthworms, namely, the food selectivity and the ability to accumulate excess Al, play an important role in their BSAF (Dai et al. 2004). In addition, Zhang et al. (2013) found that the Al content in *Eisenia fetida* was about 1500 mg kg<sup>-1</sup> the acidic soil inoculated with

earthworm being collected from the same location as in our work (top 20 cm latosol), which shows that the earthworm species is the major factor that causes different BSAF in earth-worm. *A. robustus* is a typical endogeics species that derives its nutrition through consumption of large quantities of mineral soil, which caused the highest BSAF. As anecic species, *A. aspergillum*, prefers to feed on the mixture of organic compound and soil (Lavelle and Spain 2001); therefore, it has lower accumulation of Al than *A. robustus*. The organic ingestion amount of *P. corethrus* is between *A. robustus* and *A. aspergillum*.

### Impacts of earthworm on soil acidification and base cation release

In acidic forest soils of south China, the addition of earthworms significantly increased soil pH from 0.41 to 0.79 units (Fig. 2). The highest increase of pH values in the presence of *P. corethrus* confirmed its strong ability to reduce soil acidification in subtropical soil. A similar phenomena was showed in some previous studies (Udovic and Lestan 2007; Wen et al. 2006; Yu et al. 2005), which indicated that this may be due to calciferous glands (García-Montero et al. 2013; Karaca 2011) and the cutaneous mucus secretion, including urine, NH<sub>4</sub><sup>+</sup>, and exchangeable Ca<sup>2+</sup>, Mg<sup>2+</sup>, and K<sup>+</sup> (Salmon 2001; Sizmur and Hodson 2009). In our work, casts of *P. corethrus* and *A. aspergillum* had significantly higher cation exchange capacity (CEC) than their non-ingested soil (p < 0.05, Table 5). Especially significantly higher exchange-able K<sup>+</sup>, Na<sup>+</sup>, and Ca<sup>2+</sup> contents of the *P. corethrus* casts were observed compared to the control soil (Table 5). It is well known that pH has an extremely significantly positive correlation with exchangeable Ca<sup>2+</sup> and Mg<sup>2+</sup> (Wang et al. 2018). On one hand, the exchangeable base cation release in earthworm casts in this study may result in the increase of soil pH values (Kunito et al. 2016). On the other hand, soil pH increase may be due to the secretion of calcium carbonate from

earthworm calciferous glands (Huang et al. 2015), which may have an important role in regulating the acid-base balance (Briones et al. 2008). Exchangeable  $\text{Ca}^{2+}$  and  $\text{Mg}^{2+}$  contents and pH values of all earthworm casts were higher than that of the non-ingested soil ( $p < 0.05$ , Fig. 2; Table 5) in our study, which indicated that the intestine was the main pathway to release  $\text{Ca}^{2+}$  and  $\text{Mg}^{2+}$  and intestinal secretions were more effective on soil acidification remediation than skin mucus. Above all, in this work, it was not clear whether soil pH increase affected by earthworms resulted from the  $\text{Ca}^{2+}$  and  $\text{Mg}^{2+}$  replacing acid cations on exchange sites or others. A single study may not be sufficient to demonstrate these effects.

## Impacts of earthworm on Al fractions

In general, according to PCA analysis (Figs. 4 and 5), earth-worm modified Al fractions in the soils and transferred Al from the exchangeable fraction to the residual fraction and the fraction bound to organic matter and thus reduced the bio-toxicity of Al in our study. This phenomenon may be due to the change of pH and the availability of cations (Sizmur and Hodson 2009) and their ingestion on soil organic matter (Zhang et al. 2016). Considering earthworms were collected in the same site as the soil, there would be no net loss of Al after worms were taken away although *P. corethrurus*, *A. robustus*, and *A. aspergillum* can accumulate Al in their bodies. Significant negative relationship between pH and  $\text{Al}_{\text{Ex}}$  in our study (Fig. 4) confirmed the positive effect of soil acidification on the increase of soil-exchangeable Al (Bailey et al. 2005). Exchangeable Al [ $\text{Al}^{3+}$ ,  $\text{AlOH}^{2+}$ ,  $\text{Al}(\text{OH})_2^+$ ,  $\text{Al}(\text{OH})_3$ , and  $\text{Al}(\text{OH})_4^-$ ] contents represent an essential factor for soil potential acid-producing capacity in subtropical soil, which is deleterious to soil organisms (Kunito et al. 2016; Baquy et al. 2018). Lower  $\text{Al}_{\text{Ex}}$  contents in the presence of earthworm confirmed earthworm effects on decreasing soil Al toxicity in subtropical soil.  $\text{Al}_{\text{Orw}}$ ,  $\text{Al}_{\text{Or}}$ , and  $\text{Al}_{\text{Amo}}$  are always regarded as potentially reactive Al pool in acidic soil (Jou and Kamprath 1979) and strongly influenced by soil organic matter (Pierart et al. 2018; Shao et al. 1998). It is generally thought that most of the Al bounded to organic matter in the soil is of low toxicity (Buodot et al. 1994). Al extracted by acid ammonium oxalate ( $\text{Al}_{\text{Amo}}$ ) provides an estimate of the non-crystalline Al (Álvarez et al. 2012).  $\text{Al}_{\text{Oxi}}$ ,  $\text{Al}_{\text{Aag}}$ , and  $\text{Al}_{\text{Min}}$  are usually considered as the relatively stable species (Shao et al. 1998). In the presence of three earthworms, moreover in our study, the increase of the  $\text{Al}_{\text{Orw}}$ ,  $\text{Al}_{\text{Or}}$ , and  $\text{Al}_{\text{Amo}}$  contents in all earthworm casts may be due to the higher SOM contents in casts resulting in a strong affinity between organic matters and Al (Li et al. 2006), as the positive relationship between  $\text{Al}_{\text{Amo}}$  and SOM contents is shown in Fig. 5. Therefore, just like other metal(loid)s, such as Cd, Cu, Zn, and As, earth-worms may regulate the content of  $\text{Al}_{\text{Orw}}$ ,  $\text{Al}_{\text{Or}}$ , and  $\text{Al}_{\text{Amo}}$

in casts by affecting the degradation and redistribution of soil organic matter (Tica et al. 2013).

Higher  $\text{Al}_{\text{Ex}}$ ,  $\text{Al}_{\text{Orw}}$ ,  $\text{Al}_{\text{Or}}$ , and  $\text{Al}_{\text{Amo}}$  in earthworm casts than non-ingested soil may indicate that Al metabolism from the gut is the main route instead of skin mucus (Table 4). Moreover, Al fractions affected by earthworm may be species dependent. *A. aspergillum*, as anecic species, may secrete special mucus resulting in the increased contents of  $\text{Al}_{\text{Or}}$  in non-ingested soil compared to casts (Table 4). In addition, different ecological earthworm species differ in their feeding preference for soil organic matter (Lavelle and Spain 2001). In our study, *P. corethrurus* may prefer soil particles with higher organic matter content than *A. robustus* and secretes more exchangeable  $\text{K}^+$  and  $\text{Ca}^{2+}$  contents in guts (Fig. 5), which results in their stronger effect on the decrease of  $\text{Al}_{\text{Ex}}$  contents and the increase of stable fractions (Table 4; Figs. 3 and 4) than for other earthworm species. Further study should be conducted on earthworm physiological characteristics, such as calciferous glands, the composition of intestinal secretions and skin mucus, owing to their great effect on Al fractions.

## Conclusions

Our study demonstrated that *P. corethrurus*, *A. robustus*, and *A. aspergillum* have different impacts on soil acidification, Al fractions, and base cation release in a south China subtropical soil. Firstly, three earthworms, especially *P. corethrurus*, significantly reduced soil acidification. Subsequently, the increases of pH values in casts and non-ingested soil may be due to the release of exchangeable cation from their intestinal secretions and mucus. The intestine may be the main pathway for the release of  $\text{Ca}^{2+}$  and  $\text{Mg}^{2+}$ . Finally, all three earthworms altered Al fractions and reduced Al toxicity, especially *P. corethrurus* which decreased 61.7% of exchangeable Al contents in cast compared to control soil while increasing the contents of  $\text{Al}_{\text{Orw}}$ ,  $\text{Al}_{\text{Or}}$ , and  $\text{Al}_{\text{Amo}}$ .

**Acknowledgements** Thanks to Qijun Yang, Haoyu Wang, and Huan Qian for laboratory assistance.

**Funding information** This research was supported by the Natural Science Foundation of China (Grant No. 41201305 and 41601227) and National Key Research and Development Program of China (2016YFD0201301 and 2016YFD0201200).

## References

- Álvarez E, Fernández-Sanjurjo MJ, Núñez A, Seco N, Corti G (2012) Aluminium fractionation and speciation in bulk and rhizosphere of a grass soil amended with mussel shells or lime. *Geoderma* 173-174: 322–329

- Bailey SW, Horsley SB, Long RP (2005) Thirty years of change in forest soils of the Allegheny plateau, Pennsylvania. *Soil Sci Soc Am J* 69: 681–690
- Baqay AA, Li JY, Jiang J, Mehmood K, Shi RY, Xu RK (2018) Critical pH and exchangeable Al of four acidic soils derived from different parent materials for maize crops. *J Soils Sediments* 18:1490–1499
- Basker A, Kirkman JH, Macgregor AN (1994) Changes in potassium availability and other soil properties due to soil ingestion by earthworms. *Biol Fertil Soils* 17:154–157
- Benckiser G (1997) Fauna in soil ecosystems recycling processes, nutri-ent fluxes, and agricultural production. Marcel Dekker, Madison, New York, pp 173–225
- Blouin M, Hodson ME, Delgado EA, Baker G, Brussaard L, Butt KR, Dai J, Dendooven L, Peres G, Tondoh JE, Cluzeau D, Brun JJ (2013) A review of earthworm impact on soil function and ecosystem services. *Eur J Soil Sci* 64:161–182
- Bossuyt H, Six J, Hendrix PF (2005) Protection of soil carbon by microaggregates within earthworm casts. *Soil Biol Biochem* 37: 251–258
- Briones MJI, Ostle NJ, Pearce TG (2008) Stable isotopes reveal that the calciferous gland of earthworms is a CO<sub>2</sub>-fixing organ. *Soil Biol Biochem* 40:554–557
- Chan KY, Mead JA (2003) Soil acidity limits colonisation by *Aporrectodea trapezoides*, an exotic earthworm. *Pedobiologia* 47: 225–229
- Cortet J, Vauflery AGD, Balaguer NP, Gomot L, Texier C, Cluzeau D (1999) The use of invertebrate soil fauna in monitoring pollutant effects. *Eur J Soil Biol* 35:115–134
- Dai J, Becquer T, Rouiller JH, Reversat G, Bernhard-Reversat F, Nahmani J, Lavelle P (2004) Heavy metal accumulation by two earthworm species and its relationship to total and DTPA-extractable metals in soils. *Soil Biol Biochem* 36:91–98
- Evans AJR, Jacobs MB (2016) Aluminum activity in alpine tundra soil, Rocky Mountain National Park, Colorado, U.S.A. *Soil Sci* 181: 359–367
- García-Montero LG, Valverde-Asenjo I, Grande-Ortíz MA, Menta C, Hernando I (2013) Impact of earthworm casts on soil pH and calcium carbonate in black truffle burns. *Agrofor Syst* 87:815–826
- Gestel VCAM, Hoogerwerf G (2001) Influence of soil pH on the toxicity of aluminium for *Eisenia andrei* (Oligochaeta: Lumbricidae) in an artificial soil substrate. *Pedobiologia* 45:385–395
- Guo JH, Liu XJ, Zhang Y, Shen JL, Han WX, Zhang WF, Christie P, Goulding KWT, Vitousek PM, Zhang FS (2010) Significant acidification in major Chinese croplands. *Science* 327:1008–1010
- Hagvall K, Persson P, Karlsson T (2015) Speciation of aluminum in soils and stream waters: the importance of organic matter. *Chem Geol* 417:32–43
- Hodson ME, Donner E (2013) Managing adverse soil chemical environments. In: Gregory PJ, Nortcliff S (eds) *Soil conditions and plant growth*. Blackwell, Chichester, pp 195–237
- Huang JH, Zhang WX, Liu MY, Briones MJI, Eisenhauer N, Shao YH, Cai XA, Fu SL, Xia HP (2015) Different impacts of native and exotic earthworms on rhizodeposit carbon sequestration in a sub-tropical soil. *Soil Biol Biochem* 90:152–160
- Jou ASR, Kamprath EJ (1979) Copper chloride as an extractant for estimating the potentially reactive aluminum pool in acid soils. *Soil Sci Soc Am J* 43:35–38
- Karaca A (2011) *Biology of earthworms*. Chapman & Hall, London, pp 51–67
- Kubová J, Matúš P, Bujdoš M, Medved J (2005) Influence of acid mining activity on release of aluminum to the environment. *Anal Chim Acta* 547:119–125
- Kunito T, Isomura I, Sumi H, Park HD, Toda H, Otsuka S, Nagaoka K, Saeki K, Senoo K (2016) Aluminum and acidity suppress microbial activity and biomass in acidic forest soils. *Soil Biol Biochem* 97:23–30
- Larssen T, Vogt RD, Seip HM, Furuberg G, Liao JS, Xiong JL (1999) Mechanisms for aluminum release in Chinese acid forest soils. *Geoderma* 91:65–86
- Lavelle P, Spain AV (2001) *Soil ecology*. Kluwer Scientific Publications, Dordrecht, pp 288–298
- Li JY, Xu RK, Tiwari D, Ji GL (2006) Mechanism of aluminum release from variable charge soils induced by low-molecular-weight organic acids: kinetic study. *Geoderma* 70:2755–2764
- Lin Z, Li XM, Li YT, Huang DY, Dong J, Li FB (2012) Enhancement effect of two ecological earthworm species (*Eisenia foetida* and *Amyntas robustus* E. Perrier) on removal and degradation processes of soil DDT. *J Environ Monit* 14:1551–1558
- Moro H, Kunito T, Saito T, Yaguchi N, Sato T (2014) Soil microorganisms are less susceptible than crop plants to potassium deficiency. *Arch Agron Soil Sci* 60:1807–1813
- Müller F (1857) *Lumbricus corethrurus*. *Burstenschwanz*. *Archiv Fur Naturg* 23: 6–113
- Perrier E (1872) *Lombriciens Terrestres*. *Nouvelles Archives Du Museum*. 4-192
- Pierart A, Dumat C, Maes AQ, Roux C, Sejalon-Delmas N (2018) Opportunities and risks of biofertilization for leek production in urban areas: influence on both fungal diversity and human bioaccessibility of inorganic pollutants. *Sci Total Environ* 624:1140–1151
- Qiao X, Xiao WY, Jaffe D, Kota SH, Ying Q, Tang Y (2015) Atmospheric wet deposition of sulfur and nitrogen in Jiuzhaigou National Nature Reserve, Sichuan Province, China. *Sci Total Environ* 511:28–36
- R Development Core Team (2007) *R: a language and environment for statistical computing*, Vienna, Austria. (ISBN 3–900051–07–0). <http://www.R-project.org>
- Richardson JB, Blossey B, Dobson AM (2018) Earthworm impacts on trace metal (Al, Fe, Mo, Cu, Zn, Pb) exchangeability and uptake by young *Acer saccharum* and *Polystichum acrostichoides*. *Biogeochemistry* 138:103–119
- Salmon S (2001) Earthworm excreta (mucus and urine) affect the distribution of springtails in forest soils. *Biol Fertil Soils* 34:304–310
- Shao ZC, He Q, Wang WJ (1998) Forms of aluminum in red soils. *Acta Pedol Sin* 35:38–48 (in Chinese with English abstract)
- Shao YH, Zhang WX, Eisenhauer N, Liu T, Xiong YM, Liang CF, Fu SL (2017) Nitrogen deposition cancels out exotic earthworm effects on plant-feeding nematode communities. *J Anim Ecol* 86:708–717
- Sizmur T, Hodson ME (2009) Do earthworms impact metal mobility and availability in soil? - a review. *Environ Pollut* 157:1981–1989
- Sizmur T, Palumbo-Roe B, Hodson ME (2011) Impact of earthworms on trace element solubility in contaminated mine soils amended with green waste compost. *Environ Pollut* 159:1852–1860
- SSIR (2004) *Soil survey laboratory methods manual, soil survey investigations report, version 4.0 ed.* United States Department of Agriculture, USA, pp 173–177
- Ščančar J, Milačič R (2006) Aluminium speciation in environmental samples: a review. *Anal Bioanal Chem* 386:999–1012
- Thioulouse J, Chessel D, Dolédec S, Olivier JM (1997) ADE-4: a multivariate analysis and graphical display software. *Stat Comput* 7: 75–83
- Tica D, Udovic M, Lestan D (2013) Long-term efficiency of soil stabilization with apatite and Slovakite: the impact of two earthworm species (*Lumbricus terrestris* and *Dendrobaena veneta*) on lead bioaccessibility and soil functioning. *Chemosphere* 91:1–6
- Udovic M, Lestan D (2007) The effect of earthworms on the fractionation and bioavailability of heavy metals before and after soil remediation. *Environ Pollut* 148:663–668
- Wang AQ, Lin K, Ma CX, Gao Q, Zhu QF, Ji XJ, Zhang G, Xue L, Zu CL, Jiang CQ, Shen J, Li DC (2018) A brief study on pH, exchangeable Ca<sup>2+</sup> and Mg<sup>2+</sup> in farmlands under tobacco-rice rotation in Xuancheng city of South Anhui. *Agric Sci* 9:480–488

- Wen B, Liu Y, Hu XY, Shan XQ (2006) Effect of earthworms (*Eisenia fetida*) on the fractionation and bioavailability of rare earth elements in nine Chinese soils. *Chemosphere* 63:1179–1186
- Xu RK (2012) Amelioration principles and technologies for acidified red soils. Science Press, Beijing, pp 1–6
- Yu XZ, Cheng JM, Wong MH (2005) Earthworm-mycorrhiza interaction on Cd uptake and growth of ryegrass. *Soil Biol Biochem* 37: 195–201
- Zhang BG, Li GT, Shen TS, Wang JK, Sun Z (2000) Changes in microbial biomass C, N, and P and enzyme activities in soil incubated with the earthworms *Metaphire guillelmi* or *Eisenia fetida*. *Soil Biol Biochem* 32:2055–2062
- Zhang C, Langlest R, Velasquez E, Pando A, Brunet D, Dai J, Lavelle P (2009) Cast production and NIR spectral signatures of *Aporrectodea caliginosa* fed soil with different amounts of half-decomposed *Populus nigra* litter. *Biol Fertil Soils* 45:839–844
- Zhang JE, Yu JY, Ouyang Y, Xu HQ (2013) Responses of earthworm to aluminum toxicity in latosol. *Environ Sci Pollut Res* 20:1135–1141
- Zhang C, Mora P, Dai J, Chen XF, Giusti-Miller S, Ruiz-Camacho N, Velasquez E, Lavelle P (2016) Earthworm and organic amendment effects on microbial activities and metal availability in a contaminated soil from China. *Appl Soil Ecol* 104:54–66
- Zhao Y, Duan L, Xing J, Larssen T, Nielsen PC, Hao JM (2009) Soil acidification in China: is controlling SO<sub>2</sub> emissions enough? *Environ Sci Technol* 43:8021–8026