



HAL
open science

A mean-field Babcock-Leighton solar dynamo model with long-term variability

Sabrina Sanchez, Alexandre Fournier, Katia J Pinheiro, Julien Aubert

► **To cite this version:**

Sabrina Sanchez, Alexandre Fournier, Katia J Pinheiro, Julien Aubert. A mean-field Babcock-Leighton solar dynamo model with long-term variability. *Anais da Academia Brasileira de Ciências*, 2013, 86 (1), pp.11-26. <10.1590/0001-37652014111212>. <insu-02134326>

HAL Id: insu-02134326

<https://insu.hal.science/insu-02134326v1>

Submitted on 20 May 2019

HAL is a multi-disciplinary open access archive for the deposit and dissemination of scientific research documents, whether they are published or not. The documents may come from teaching and research institutions in France or abroad, or from public or private research centers.

L'archive ouverte pluridisciplinaire **HAL**, est destinée au dépôt et à la diffusion de documents scientifiques de niveau recherche, publiés ou non, émanant des établissements d'enseignement et de recherche français ou étrangers, des laboratoires publics ou privés.



HAL Authorization



A mean-field Babcock-Leighton solar dynamo model with long-term variability

SABRINA SANCHEZ¹, ALEXANDRE FOURNIER²,
KATIA J. PINHEIRO¹ and JULIEN AUBERT²

¹Observatório Nacional, Rua General José Cristino, 77, São Cristóvão, 20921-400 Rio de Janeiro, RJ, Brasil

²Institut de Physique du Globe de Paris, Sorbonne Paris Cité, Univ Paris Diderot, UMR 7154 CNRS, F-75005 Paris, France

Manuscript received on August 22, 2012; accepted for publication on April 23, 2013

ABSTRACT

Dynamo models relying on the Babcock-Leighton mechanism are successful in reproducing most of the solar magnetic field dynamical characteristics. However, considering that such models operate only above a lower magnetic field threshold, they do not provide an appropriate magnetic field regeneration process characterizing a self-sustainable dynamo. In this work we consider the existence of an additional α -effect to the Babcock-Leighton scenario in a mean-field axisymmetric kinematic numerical model. Both poloidal field regeneration mechanisms are treated with two different strength-limiting factors. Apart from the solar antisymmetric parity behavior, the main solar features are reproduced: cyclic polarity reversals, mid-latitude equatorward migration of strong toroidal field, poleward migration of polar surface radial fields, and the quadrature phase shift between both. Long-term variability of the solutions exhibits lengthy periods of minimum activity followed by posterior recovery, akin to the observed Maunder Minimum. Based on the analysis of the residual activity during periods of minimum activity, we suggest that these are caused by a predominance of the α -effect over the Babcock-Leighton mechanism in regenerating the poloidal field.

Key words: solar dynamo, solar cycle, sunspots, magnetohydrodynamics.

INTRODUCTION

The Sun is a magnetic active star, which undergoes periods of high and low magnetic activity approximately each 11 years. Its dynamical behavior imposes important consequences to the terrestrial environment, not only producing magnetic storms, which affect satellite operation (Baker 2000), but also possibly having an important role in Earth's climate long-term variability (Haigh 2003).

By magnetic activity we understand the appearance of sunspots, characterized by their lower luminosity (in comparison with the overall photosphere) and intense magnetic fields (Solanki 2003). Sunspots usually appear in pairs of opposite polarities roughly aligned with the E-W direction, as the superficial signature of concentrated azimuthal magnetic fields (toroidal flux tubes), arising from the deep of the convection zone by magnetic buoyancy (Parker 1979). It is important to mention that the alignment with the equatorial direction is not perfect: sunspot pairs often display a systematic tilt, the leading spot being nearer the equator than the following one – Joy's law. Sunspots generally appear within a 30° latitudinal band in each side of the

Correspondence to: Sabrina Sanchez
E-mail: sabrina@on.br

equator, displaying opposite polarity configuration in each hemisphere – Hale’s polarity law. As the activity cycle is initiated, sunspot appearance migrates towards the equatorial region, and after the end of the 11 years cycle they begin again to appear at approximately 30° latitude, but with an opposite polarity configuration. This means the full magnetic sunspot cycle lasts for twice the activity period. Moreover, sunspots cyclic appearance is directly linked with the variability of the large-scale solar magnetic field: during episodes of maximum activity, the polar magnetic field undergoes polarity inversion (Makarov et al. 2001).

All such outstandingly well organized features of the dynamical solar magnetic field originate from a natural dynamo process. The magnetic field is regenerated against ohmic dissipation by electromagnetic induction - convective motions (comprising large-scale, laminar and small-scale turbulent flows) produce electric currents which generate, in turn, secondary magnetic fields thereby maintaining the field (see Ossendrijver (2003) for a review on the subject). These features also indicate that the large-scale magnetic field can be decomposed into two main evolving components whose phases are shifted: the toroidal (azimuthal) magnetic field, associated with sunspots, and the poloidal (meridional) field, represented by the polar field. Despite the regular character evidenced by the solar cycle, it also undergoes amplitude and frequency fluctuations (Hathaway 2010). The most striking examples of this variability are the periods of minimum activity, such as the Maunder Minimum. During this episode, which took place from nearly 1645 AD to 1715 AD, sunspots were rarely seen. However, indirect data indicated the persistence, although weak, of the solar cycle (Beer et al. 1998). Much discussion exists on the cause of this peculiar variability, and how the answers could help access unconstrained properties of the solar dynamo mechanism.

Modeling of the solar dynamo has shed light into some of the main processes responsible for the solar cycle (Charbonneau 2010). The three processes (α -effect, Ω -effect, and Babcock-Leighton mechanism) discussed in the following are illustrated in Figure 1.

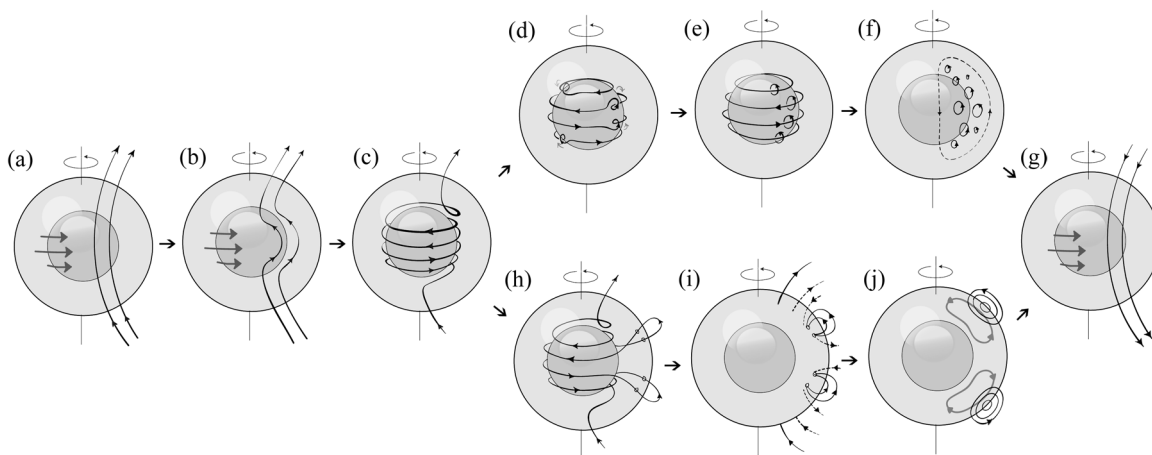


Figure 1 - Representative scheme of the main processes thought to occur during the solar cycle, departing from (a), an initial poloidal field. (b) and (c) represent the generation of the toroidal field by differential rotation - the Ω -effect. (d) and (e) show the effect of cyclonic turbulence on former toroidal fields, creating small-scale secondary poloidal magnetic fields - the α -effect. Averaged, they result in a net electromotive force generating a new large-scale poloidal field (f), closing the first half part of the magnetic cycle with a new poloidal field (g), with opposite polarity than the initial one. (h) represents the beginning of the Babcock-Leighton mechanism: toroidal flux tubes buoyantly rise to the surface forming sunspots, tilted bipolar regions. In (i), the fields from the bipolar regions diffuse and reconnect with each other and with the polar fields. The resulting poloidal flux is advected by meridional circulation to the poles (j), generating the final large-scale poloidal field in (g).

The Ω -effect symbolizes the shearing action of the differential rotation of the flow on an initial poloidal field, giving rise to a toroidal field. Through the advent of helioseismology, the large-scale flow has been mapped in detail (Schou et al. 1998). The region of strongest angular velocity gradients, and so the preferred site for the Ω -effect, was found to be at the base of the convection zone: the tachocline (Howe et al. 2000). Turbulent motions associated with the Coriolis force, in turn, twist the toroidal field, generating a new component of the poloidal field and thus maintaining the solar cycle (Parker 1955). This latter process is known as the mean-field α -effect, and unlike the Ω -effect, is far from being totally understood, as well as the preferred place for its action. It is also known that the Lorentz force back-reaction of strong magnetic field inhibits turbulence, so the conventional α -effect would not lead to great effectiveness in regenerating the poloidal field in a dynamo within a strong magnetic field regime (Cattaneo and Hughes 1996). Other mechanisms, like interface dynamos, would overcome this problem, for the $\alpha\Omega$ process would occur in the stably stratified layer comprising the tachocline (Parker 1993).

Alternatively, the Babcock-Leighton mechanism may have an important role on the poloidal field regeneration. Differently from the mean α -effect, the Babcock-Leighton mechanism relies on the diffusion of the sunspots magnetic field, operating at the solar surface (Babcock 1961, Leighton 1969). However, the mechanism behind sunspot formation remains elusive (e.g. Guerrero and Käpylä (2011)), making it difficult to specify the exact nature of the Babcock-Leighton process in a model. In addition, magnetic pumping at the base of the convection zone provides an interesting complement to the Babcock-Leighton scenario (e.g. Guerrero and Gouveia Dal Pino (2008)).

Axisymmetric numerical models of the solar dynamo are widely used as a tool to investigate the relevance of the main effects supposed to govern the solar cycle (Charbonneau 2010). Many of the solar features are well reproduced by numerical models, but no agreement is achieved considering the particular causes. The variability of the solar cycle, for example, is generally explained either by stochastic forcing (Choudhuri 1992, Charbonneau and Dikpati 2000) or by dynamical nonlinearities (Bushby 2006). Alternatively, simple forms of time-delays arising from the spatial decoupling of the α and Ω operation places in the solar convection zone (like in the Babcock-Leighton case) are known to also yield long-term modulation of the solar cycles (Wilmot-Smith et al. 2006, Jouve et al. 2010), even reaching a chaotic behavior (Charbonneau et al. 2005). In this paper we use a 2D kinematic solar dynamo model merging concepts of the mean-field theory and the Babcock-Leighton mechanism, accounting for different magnetic field strength-limiting thresholds, in order to achieve solar-like long-term variability.

MODEL FORMULATION

To access the variability of the magnetic field in the kinematic context of the solar dynamo, in which the flow field is steady and prescribed, the problem reduces to solving the MHD induction equation for the magnetic field \mathbf{B}

$$\frac{\partial \mathbf{B}}{\partial t} = \nabla \times (\mathbf{U} \times \mathbf{B}) - \nabla \times (\eta_m \nabla \times \mathbf{B}), \quad (1)$$

where \mathbf{U} is the flow field and η_m the magnetic diffusivity. To a first approximation, the large-scale magnetic and flow fields can be represented as contributions of their large-scale mean and small-scale fluctuating parts, $\mathbf{B} = \langle \mathbf{B} \rangle + \mathbf{b}'$ and $\mathbf{U} = \langle \mathbf{U} \rangle + \mathbf{u}'$, respectively. Upon substitution of these quantities in equation (1), and proper averaging, we get the mean-field induction equation (Moffatt 1978), given by

$$\frac{\partial \langle \mathbf{B} \rangle}{\partial t} = \nabla \times (\langle \mathbf{U} \rangle \times \langle \mathbf{B} \rangle) + \nabla \times (\langle \mathbf{u}' \times \mathbf{b}' \rangle) - \nabla \times \eta_m \nabla \times \langle \mathbf{B} \rangle, \quad (2)$$

The term $\langle \mathbf{u}' \times \mathbf{b}' \rangle$ corresponds to a mean electromotive force \mathcal{E} arising from the interactions of turbulent motions with the small-scale magnetic field. It can thus be written in terms of a parameterization of the turbulent effects on the mean magnetic field as $\mathcal{E} = \alpha \mathbf{B} - \beta \nabla \times \langle \mathbf{B} \rangle$. Substitution in the mean-field induction equation (2) gives

$$\frac{\partial \mathbf{B}}{\partial t} = \nabla \times (\mathbf{U} \times \mathbf{B}) + \nabla \times (\alpha \mathbf{B}) - \nabla \times \eta \nabla \times \mathbf{B}, \quad (3)$$

in which the averaging brackets have been omitted, and will remain so throughout. The α term represents the turbulent magnetic helicity, due to cyclonic motions oriented by the Coriolis force and $\eta = \eta_m + \beta$ is now the effective magnetic diffusivity, covering both magnetic diffusion at the microscopic level and turbulent diffusion, respectively.

An additional important issue arises from working within the kinematic context: how should one deal with the feedback of the magnetic field on fluid motions (the Lorentz force)? Since the Navier-Stokes equation is not solved, this effect ought to be parameterized in the induction equation. This must be done in a way which enforces the saturation of the magnetic field, based on the equipartition of energy between its small-scale magnetic and turbulent kinetic components. Generally, in the mean-field context, the resulting quenching of the magnetic field is heuristically formulated as a decreasing function of its intensity,

$$\alpha(B) = \frac{\alpha_0}{1 + \left(\frac{B}{B_{eq}}\right)^2} \quad (4)$$

B_{eq} being the equipartition magnetic field and α_0 a typical value characterizing the α -effect. Studies of magnetoconvection on the solar interior give $B_{eq} \sim 10^4$ G (Fan 2009), and lead to conjectures that a turbulent α -effect would not represent an effective dynamo mechanism (Cattaneo and Hughes 1996).

Alternatively to the conventional α -effect, Babcock (1961) and Leighton (1969) suggested that the diffusion of the magnetic field of sunspot pairs played a crucial role on the process of poloidal field regeneration. The bipolar sunspot regions are tilted in a way as the magnetic field of the leading spot, nearer the equator, diffuses and reconnects with the field of the leading spot at the other hemisphere, which has nearly always an opposite polarity. At the same time, the magnetic field of the following spot will also decay and connect with the polar magnetic field, which has opposite polarity. This process will at some point annihilate the flux in the polar region, causing a poloidal polarity reversal. In this case the poloidal and toroidal fields regeneration processes are spatially separated (recall Figure 1h to Figure 1j); means of transportation of the new polar surface magnetic flux generated by the Babcock-Leighton mechanism to the bottom of the convection zone is necessary. Facing this requirement, initially a meridional circulation flow was assumed in Babcock-Leighton dynamo modeling. As a matter of fact, a poleward meridional flow is indeed observed at the solar surface (Duvall Jr 1979). Numerical models comprising this additional physical ingredient are termed flux-transport dynamos and they are usually successful in reproducing the equatorward tendency of the toroidal field (Küker et al. 2001). In summary, the meridional flow not only acts as a means to transport the polar surface magnetic field down to the base of the convection zone where it is transformed into a toroidal field, but it drags the toroidal field towards the equator as well, yielding a solar-like behavior of the magnetic field. However, the meridional flow profile used in such models is questionable, for it

usually consists of a single meridional cell per hemisphere, with a return flow penetrating deep into the convection zone. From full MHD simulations, the resulting pattern of meridional circulation is thought to be far more complex, being divided into smaller cells in each hemisphere (e.g. Brun et al. (2004)).

Simulations of the rising of thin magnetic toroidal flux tubes from the base of the convection zone suggest that for matching the observed tilts, the flux tubes generating sunspots would need to have an initial magnetic field strength ranging from approximately 10^4 to 10^5 G. Stronger toroidal flux tubes tend to reach the solar surface with almost no tilt, while weaker flux tubes arise at too high latitudes (D’Silva and Choudhuri 1993), hence in contradiction with Joy’s law. The Babcock-Leighton mechanism should therefore depend upon the initial intensity of the toroidal flux tube at the base of the convection zone, just above the tachocline.

Despite the observations supporting the Babcock-Leighton mechanism, much discussion exists on whether it is the unique responsible for the poloidal field regeneration, an active but not unique component of this part of the cycle, or yet a minor contributor to the whole process. The first possibility is unlikely, as a dynamo based only on the Babcock-Leighton mechanism is not self-sustainable - it needs the formation of sunspots, and therefore operates only above critical toroidal magnetic field buoyancy values. A probable scenario is that an additional α -effect operates in the convection zone, and the resulting magnetic field is the combined product of both poloidal field regeneration processes.

Numerical simulations based on the Babcock-Leighton mechanism have the tendency to produce equatorially symmetric solutions, in opposition to what is observed in the Sun (Chatterjee et al. 2004). Recent results have shown that an α -effect located within a thin layer just above the tachocline is more successful at yielding equatorially antisymmetric solutions (Bonanno et al. 2002, Dikpati and Gilman 2001). In this study, we focus on this scenario for the location of the α -effect (although other options are possible, see for instance Käpylä et al. (2009)). Residual turbulent motions acting on toroidal flux tubes right above the tachocline, before these reach a critical strength and become buoyant, support such a disposition of the α -effect. This concept is applied in the present model, in addition to the Babcock-Leighton effect at the solar surface.

MATHEMATICAL DESCRIPTION

Under the assumption of axisymmetry, the magnetic and flow fields are written in terms of their poloidal and toroidal components in spherical coordinates (r, θ, ϕ) as

$$\mathbf{B}(r, \theta, t) = \nabla \times [A_\phi(r, \theta, t)\hat{\mathbf{e}}_\phi] + B_\phi(r, \theta, t)\hat{\mathbf{e}}_\phi, \tag{5}$$

$$\mathbf{U}(r, \theta) = \mathbf{u}_p(r, \theta) + r \sin \theta \Omega(r, \theta)\hat{\mathbf{e}}_\phi, \tag{6}$$

in which A_ϕ is the poloidal potential and $B_\phi(r, \theta, t)\hat{\mathbf{e}}_\phi$ is the toroidal field. The steady flow profile \mathbf{U} is given by the meridional circulation \mathbf{u}_p and the differential rotation Ω . The poloidal-toroidal decomposition of the magnetic field enables a separation of the mean-field induction equation (3) into two partial differential equations for A_ϕ and B_ϕ ,

$$\begin{aligned} \frac{\partial A_\phi}{\partial t} + \frac{Rm}{r \sin \theta} \mathbf{u}_p \cdot \nabla(r \sin \theta A_\phi) &= \tilde{\eta}_p \left(\nabla^2 - \frac{1}{r^2 \sin^2 \theta} \right) A_\phi \\ &+ C_\alpha \alpha(r, \theta; B_\phi) B_\phi + C_S S(r, \theta; B_\phi^t) B_\phi^t, \end{aligned} \tag{7}$$

$$\begin{aligned} \frac{\partial B_\phi}{\partial t} + Rm r \sin \theta \nabla \cdot \left(\frac{\mathbf{u}_p B_\phi}{r \sin \theta} \right) &= \tilde{\eta}_t \left(\nabla^2 - \frac{1}{r^2 \sin^2 \theta} \right) B_\phi \\ &+ \frac{1}{r} \frac{\partial \tilde{\eta}_t}{\partial r} \frac{\partial (r B_\phi)}{\partial r} + C_\Omega r \sin \theta (\nabla \times A_\phi \hat{\mathbf{e}}_\phi) \cdot (\nabla \Omega). \end{aligned} \tag{8}$$

The appearance of the three numbers quantifying the strength of the processes discussed in the introduction, namely

$$\begin{aligned} C_\Omega &= \Omega_{eq} R^2 / \eta_s, \\ C_\alpha &= \alpha_0 R / \eta_s, \\ C_S &= S_o R / \eta_s, \end{aligned}$$

and of the magnetic Reynolds number,

$$Rm = u_o R / \eta_s,$$

results from the nondimensionalization of the equations using the solar radius R as the characteristic length scale and the effective magnetic diffusion time R^2 / η_s as the characteristic time scale. B_ϕ^c is the toroidal field just above the tachocline; Ω_{eq} , α_o , S_o and u_o are the rotation rate at the equator, the typical magnitudes of the poloidal source terms, and the peak velocity of the meridional flow at the surface. $\tilde{\eta}_p$ and $\tilde{\eta}_t$ are the normalized effective magnetic diffusivities for the poloidal and toroidal components, respectively. Note that the extra α -term that would arise in equation (7) has been neglected, as it is common in the solar case approximation to suppose that $C_\Omega \gg C_\alpha$. The flow specifications, \mathbf{u}_p and Ω are the same as the ones used in the reference work of Dikpati and Charbonneau (1999), and are shown in the left panels of Figure 2. In this paper, the tachocline will comprise the region from the top of the radiative zone $r_r = 0.6R$, to the top of the region with the largest radial angular velocity gradients, $r_{tc} = 0.7R$.

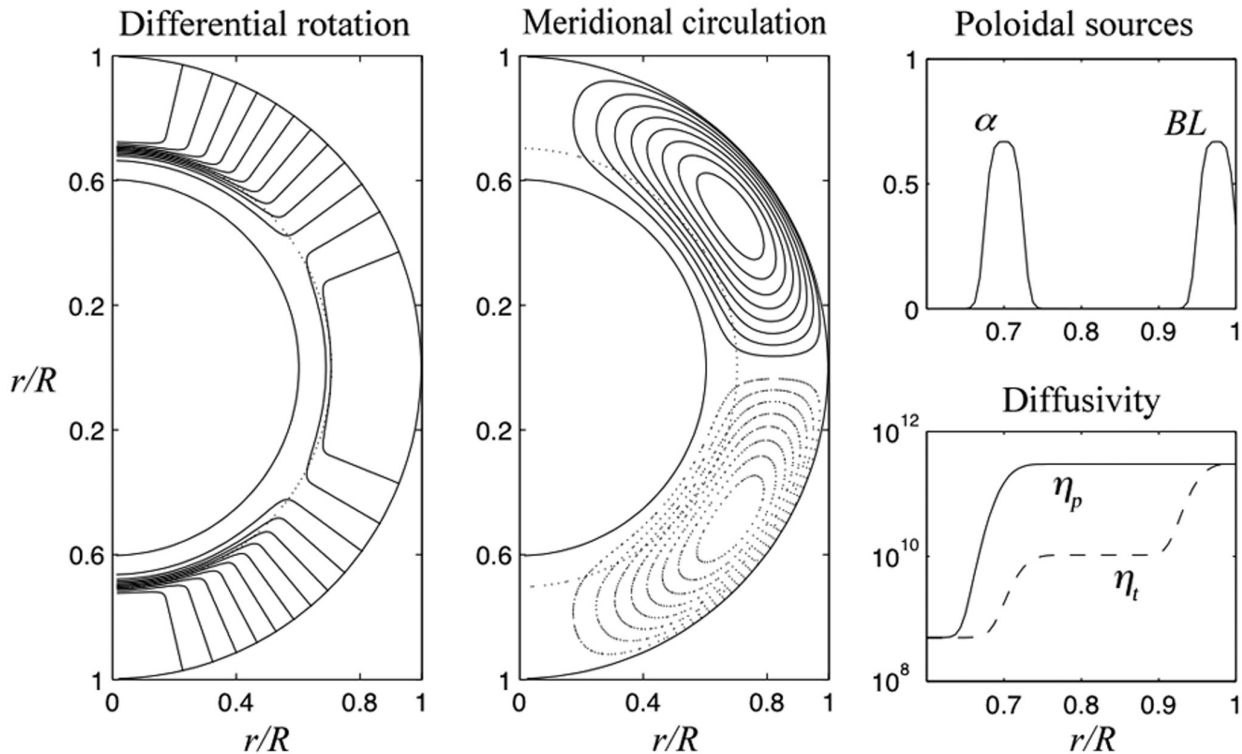


Figure 2 - Specifications of the model. Left: isocontours of $\Omega(r, \theta)$ based on an analytical fit of the differential rotation profile from helioseismology data. Center: meridional circulation streamlines (full line - counterclockwise flow, dotted line - clockwise flow). Right top: α and Babcock-Leighton poloidal source radial profiles. Right bottom: effective magnetic poloidal (continuous line) and toroidal (dashed line) diffusivity radial profiles.

It is worth noticing that the S term, representing the Babcock-Leighton poloidal regeneration process at the surface, has been added in an ad-hoc manner to equation (7). Unlike the α -term, it is non-local - it depends on the toroidal field at the tachocline. This comes from the latitudinal tilt given by Joy's law being rather dependent on the initial magnetic field strength of the rising flux tube, therefore at the tachocline (D'Silva and Choudhuri 1993).

The α -effect in equation (7) must be suppressed for magnetic field strengths above a limiting value associated with energy equipartition. Therefore, the α -term will be written following equation (4), as

$$\alpha(r, \theta; B_\phi) = \frac{1}{1 + \left(\frac{B_\phi}{B_{eq}}\right)^2} f_\alpha(r, \theta), \tag{9}$$

where $B_{eq} = 10^4$ G and $f_\alpha(r, \theta)$ is a function of spatial coordinates given by

$$f_\alpha(r, \theta) = \frac{1}{4} \left[1 + \operatorname{erf}\left(\frac{r-r_1}{d_1}\right) \right] \left[1 - \operatorname{erf}\left(\frac{r-r_2}{d_2}\right) \right] \cos \theta \sin \theta, \tag{10}$$

where $r_1 = 0.675R$, $r_2 = 0.725R$ and $d_1 = d_2 = 0.01R$. This function constrains the α -effect to a thin layer at the base of the convection zone, just above the tachocline, and to mid-latitudes. As mentioned above, other options are possible, but the detailed exploration of these is beyond the scope of the present study. (In passing, we tried the end-member case of a quasi-homogeneous distribution of α , which can produce a solar-like dynamo, but over a limited range of C_α , $1 \lesssim C_\alpha \lesssim 3$.) Similar conjectures apply to the Babcock-Leighton S source term in equation (7), with the difference that it operates between lower and upper limiting values,

$$S(r, \theta; B_\phi^{tc}) = \frac{1}{4} [1 + \operatorname{erf}(B_\phi^{tc2} - B_{\phi_{min}}^{tc2})] [1 - \operatorname{erf}(B_\phi^{tc2} - B_{\phi_{max}}^{tc2})] f_S(r, \theta). \tag{11}$$

Here $B_{\phi_{min}}^{tc} = 10^4$ G, $B_{\phi_{max}}^{tc} = 10^5$ G and the radial and latitudinal distribution $f_S(r, \theta)$ is given by

$$f_S(r, \theta) = \frac{1}{4} \left[1 + \operatorname{erf}\left(\frac{r-r_3}{d_3}\right) \right] \left[1 - \operatorname{erf}\left(\frac{r-r_4}{d_4}\right) \right] \cos \theta \sin \theta, \tag{12}$$

where $r_3 = 0.95R$, $r_4 = 1.0R$ and $d_3 = d_4 = 0.01R$, restricting the Babcock-Leighton mechanism to the near-surface layers. The radial profiles of the α and S poloidal source terms are shown in the top right panel of Figure 2.

The effective diffusivity follows the concept of Chatterjee et al. (2004), who parameterize the suppression of turbulent diffusion by separating the diffusivity into a poloidal component η_p and a toroidal component η_t .

$$\eta_p = \eta_r + \eta_s \frac{1}{2} \left[1 + \operatorname{erf}\left(\frac{r-r_5}{d_5}\right) \right], \tag{13}$$

$$\eta_t = \eta_r + \eta_{cz} \frac{1}{2} \left[1 + \operatorname{erf}\left(\frac{r-r_6}{d_6}\right) \right] + \eta_s \frac{1}{2} \left[1 + \operatorname{erf}\left(\frac{r-r_7}{d_7}\right) \right], \tag{14}$$

in which $r_5 = 0.7R$, $r_6 = 0.72R$, $r_7 = 0.95R$ and $d_5 = d_6 = d_7 = 0.025R$. Such separation comes from the fact that the toroidal field, at least in the deeper layers, tends to be much more intense than the poloidal field, and

therefore more effective in suppressing turbulent diffusion. η_r is the diffusivity near the radiative zone, η_{cz} the diffusivity in the turbulent convection zone associated with the toroidal magnetic field, and η_s the diffusivity in the radial surface layers and for the weaker poloidal field. They are set in this study to $\eta_r = 5 \times 10^8 \text{ cm}^2/\text{s}$, $\eta_{cz} = 1 \times 10^{10} \text{ cm}^2/\text{s}$ and $\eta_s = 3 \times 10^{11} \text{ cm}^2/\text{s}$. The corresponding radial profiles are shown in the bottom right panel of Figure 2.

NUMERICAL SIMULATION

Given the physical ingredients described in the previous section, equations (7) and (8) are solved numerically over a regular grid in an annular meridional plane covering $\theta \in [0, \pi]$ and $r \in [0.6, 1]$, that is, from slightly below the tachocline up to the solar surface. The boundary and initial conditions are the following: the inner boundary condition is set as to represent the radiative zone as a perfect conductor. An approximation of this condition gives that at $r_r = 0.6$, $A_\phi = B_\phi = 0$ (Chatterjee et al. 2004). The outer boundary condition is that of a vacuum region, requesting the magnetic field to connect with a potential field in the exterior region (Dikpati and Charbonneau 1999). As for the initial condition, we use a dipolar field permeating the convective envelope. In this case, $A_\phi = \sin \theta / r^2$ for $R \geq r \geq 0.7R$ and zero elsewhere, whereas $B_\phi = 0$ everywhere.

The solution procedure was performed by an adaptation of the Parody code (Dormy 1997, Dormy et al. 1998, Aubert et al. 2008), based on a pseudo-spectral method. It rests on a spherical harmonic expansion of the angular dependence of the poloidal and toroidal scalars and finite differences in the radial direction. More details on the code, including benchmarks with published numerical solutions (Jouve et al. 2008), are presented in the Appendix. The results presented in the following were obtained with spectral truncation $L_{max} = 65$, number of radial points $N_r = 65$ and a constant, non-dimensional time stepping size $\Delta t = 5 \times 10^{-6}$.

RESULTS

On the basis of helioseismic data ($\Omega_{eq} = 2\pi \times 460.7 \text{ nHz}$), we fix $C_\Omega = 4.7 \times 10^4$, in which case variations of the free parameters C_α , C_S and Rm allow for a broad range of solutions. Meridional circulation measured at the solar surface at mid-latitudes displays an average value of 15 m/s. Considering Rm varying around this value, from 318 to 378, the minimum configuration for a proper dynamo solution consists of $C_\alpha \cong 2$ and $C_S \cong 0.5$. In order to access the solar representativeness of the solution, some observable aspects should be matched (Charbonneau 2010):

1. Cyclic polarity reversals with approximately 11 years periodicity;
2. Strong deep toroidal fields ($\sim 10^4 - 10^5 \text{ G}$) at a 30° latitudinal belt migrating equatorward;
3. Poleward migration of the polar radial field ($\sim 10 - 100 \text{ G}$);
4. Phase lag of $\pi/2$ between the deep mid-latitudinal toroidal and surface polar fields;
5. Antisymmetric coupling of the magnetic fields between the hemispheres;
6. Long-term variability of the solar cycle.

A useful way to analyze the solar semblance of the simulated results is to display the magnetic field in a time-latitude map and compare it with proper synoptic magnetograms and sunspot butterfly diagrams (Hathaway 2010). A reference solution of the model is displayed in this form in Figure 3, in which the surface polar field contours are superimposed with the grayscale map of the toroidal field just above the

tachocline ($r_{tc} = 0.7R$). This case was chosen because it meets most of the observational requirements listed above. Criterion 1, for example: the periodicity associated with the solar cycle is of 10.95 years. The main dependence of the periodicity resides on the strength of meridional circulation, a well-known characteristic of flux-transport dynamos (Dikpati and Charbonneau 1999). Using a similar model as the present one, Charbonneau et al. (2005) observed the persistent key part played by the meridional circulation in setting the cycle periodicity.

The magnetic field morphology presented in criteria 2 and 3 is also achieved, even though the polar strength of most of the solutions (peaking at 1,700 G of the reference case in Figure 3) is an order of magnitude higher than the observed one. A phase lag of approximately $\pi/2$ between poloidal and toroidal fields cited in criterion 4 is also a general property of flux-transport Babcock-Leighton models (Dikpati and Charbonneau 1999).

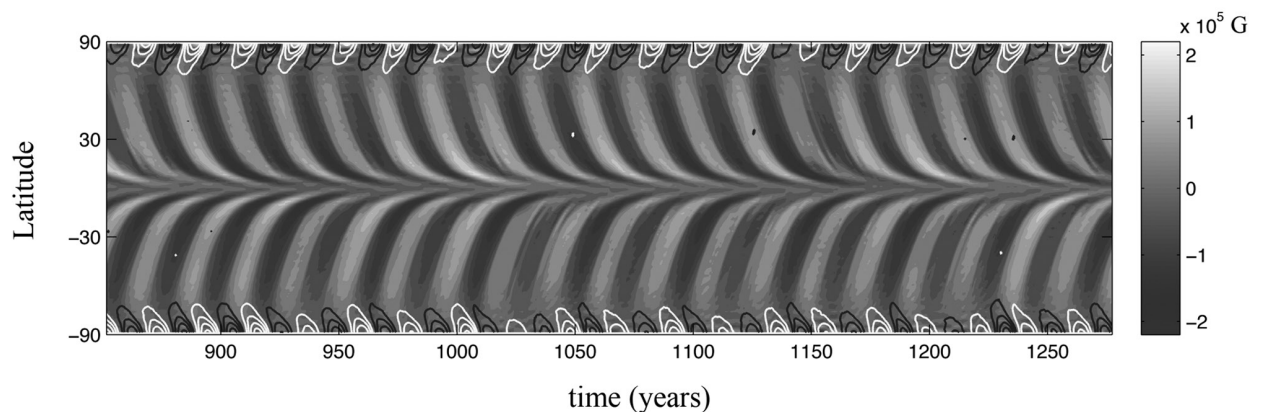


Figure 3 - Butterfly diagram of the dynamo solution corresponding to $C_S = 1.0$, $C_\alpha = 8.0$ and $Rm = 318$. The gray scale map represents the toroidal field at the tachocline, whereas high latitude black and white contours represent the radial field at the solar surface, with a maximum value of 1,700 G.

On the other hand, the parity requirement 5 is still an issue. Although accounting for an α -effect at a thin layer above the tachocline was thought to help yielding anti-symmetric solutions (Dikpati and Gilman 2001, Bonanno et al. 2002), the parity coupling is not straightforward in this model. Actually, there does not seem to exist a clear preferred mode for the solutions: they vary between periods of symmetric, anti-symmetric and out of phase modes. In the reference case, as it is noticeable in Figure 3, the activity within each hemisphere is slightly out of phase. This probably originates from the chaotic nature of the solutions. For higher C_S and C_α , there is a tendency for the magnetic field to evolve independently in each hemisphere, with no stable phase lag.

Charbonneau et al. (2005) analyzed the general chaotic behavior in a Babcock-Leighton dynamo and ascribed its cause to time-delays connected with the spatial segregation of the toroidal and poloidal field regeneration processes. Long-term variability (recall item 6 above) is a consequence of a chaotic behavior. Figure 4 displays the evolution of the toroidal magnetic field energy at a certain latitude (toroidal magnetic field energy is generally used as a proxy for activity cycle amplitude). We observe frequent short periods of minimum activity with a duration of approximately 3 solar cycles – we typically get 8 of these every 1,000 yr. Moreover, the model also reveals periods of extended minimum activity, reminiscent of the Maunder Minimum, in which the cycle is apparently not fully developed, but persists with a kind of residual activity, lasting for approximately 500 years.

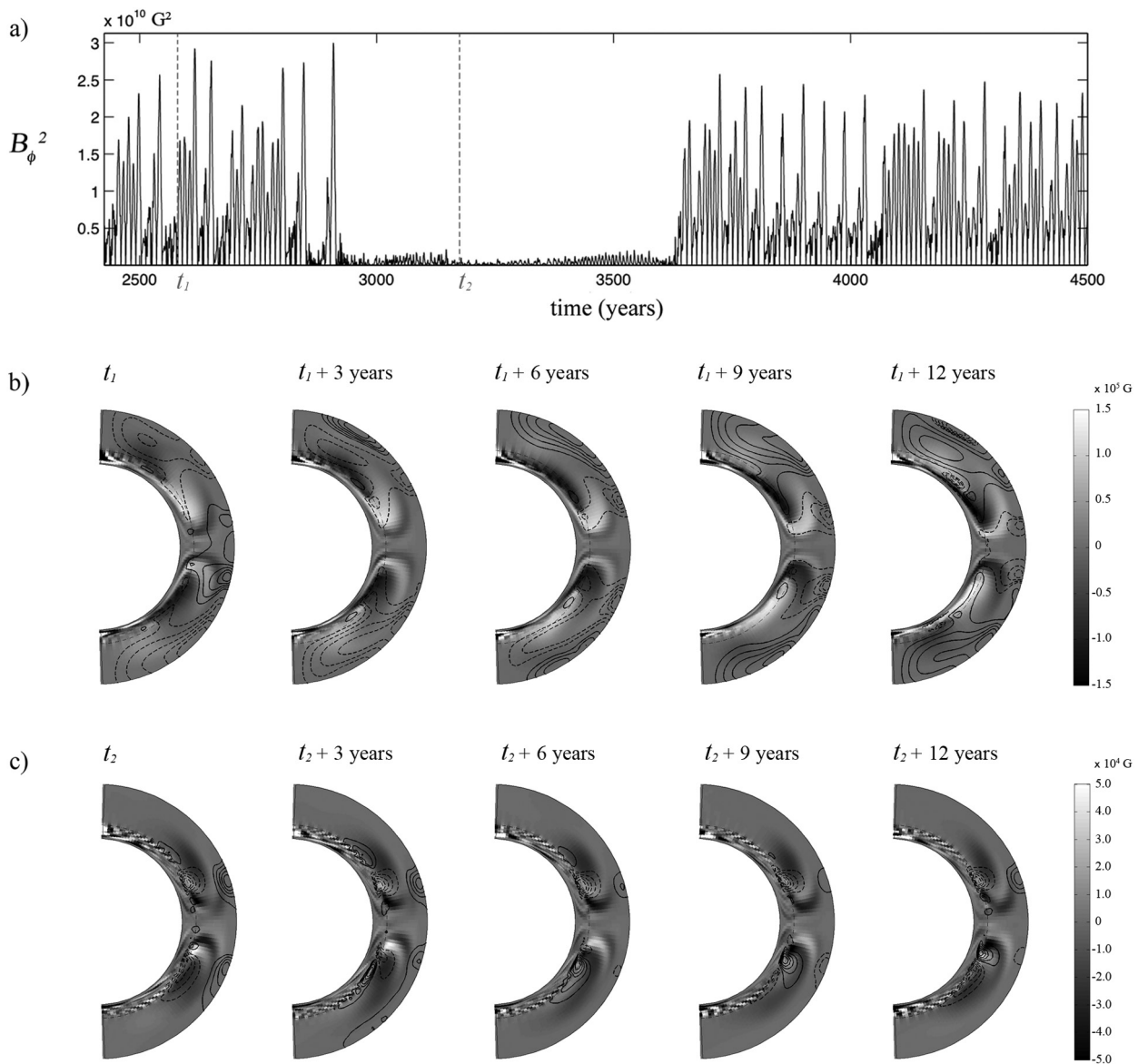


Figure 4 - (a) Time series of the toroidal magnetic energy at the tachocline at 20° latitude for the reference solution. In addition to the clear modulation of the solar cycle note the presence of an extended period of minimum activity. **(b)** and **(c)** show the toroidal magnetic field (gray scale map) and poloidal potential (contours) on a meridional plane at different times (during a normal phase and a quiescent phase, respectively).

The residual activity episode in Figure 4a suggests that there are two different regimes for the large-scale magnetic field behavior. In the same figure, we show the evolution of the spatial distribution of the poloidal and toroidal magnetic fields in the meridional plane at different epochs, one during regular activity (Figure 4b) and another during the episode of solar quiescence (Figure 4c). During the normal activity period, the magnetic field is mainly large-scale. At the tachocline, a strong toroidal field is created by the shearing effect of differential rotation, from this toroidal field, a poloidal field is created at the solar surface by means of the Babcock-Leighton mechanism. The role of the meridional circulation in setting the timing of the solar cycle is clear: the flow transports the toroidal field at the bottom of the convection zone towards

the equator, which generates the solar-like orientation of the butterfly diagram (recall Figure 3). On the other hand, during the quiescent period (recall Figure 4c), the magnetic field is small-scale and the solar cycle is confined to the bottom of the convection zone. These differences point to a drastic change in the underlying dynamo mechanism. To investigate this further, we now analyze separately the α -effect and the Babcock-Leighton mechanism in two distinct dynamo models.

Figure 5 shows the toroidal magnetic energy time series of those two models. The poloidal and toroidal fields during half a solar cycle are also shown in the meridional planes. In the Babcock-Leighton case (Figure 5a), the solar cycle evolution is smooth and tends to display a persistent weak-strong amplitude bundling configuration (therefore with twice the cycle period). This feature, resembling the observed solar pattern known as the Gnevyshev-Ohl rule, is also a consequence of the time delays inherent to the Babcock-Leighton mechanism (Charbonneau et al. 2007). The meridional plots of the magnetic field in Figure 5b show that B is large scale, which matches the overall description of the normal activity period of the reference model, depicted in Figure 4b. In the case of a pure Babcock-Leighton scenario, the toroidal field shows a moderate level of antisymmetry about the equator.

The situation is different in the pure α -effect case, shown in Figures 5c and 5d: the typical amplitude of any given cycle is much lower than in the pure Babcock-Leighton scenario, the cycle period is about twice as long, and there are additional high frequency oscillations superimposed to the solar cycle. Figure 5d shows that in contrast with the situation of a Babcock-Leighton dynamo, the field is mostly small-scale, in agreement with the appearance of higher frequencies in the α -effect model time-series (see the power spectra in 5c).

Aware of the different behaviors concerning the different poloidal field regeneration processes, it is possible that the period of minimum activity involves the preponderance of the tachocline α -effect over the Babcock-Leighton mechanism. In such a case, lower initial poloidal fields would result in the generation of toroidal field below the buoyancy instability limit, leading to few sunspot formations. The long-term solar cycle variability would then be mainly driven by the tachocline α -effect, generating weak toroidal fields during periods of minimum activity, but being able to restart the Babcock-Leighton mechanism when the upper threshold of toroidal field strength is achieved. This situation is reminiscent of observed minimum activity periods, such as the Maunder Minimum. In addition, note that this long-lasting quiescent situation is rather rare in our model: only twice did we observe quiescent periods lasting for more than 500 years in our 20,000 year long integration (short-lived quiescent periods are more frequent, see above). It is also worth mentioning that because of the decoupling of the magnetic field between hemispheres, the minimum activity episode of Figure 4a neither starts nor ends simultaneously in the North and in the South. In this case, the southern hemisphere enters the minimum activity phase approximately 200 years after the northern hemisphere.

Most of the mean-field kinematic solar dynamo simulations able to reproduce the minimum activity periods rely either on the introduction of stochastic forcings (Charbonneau 2005), or on the somehow arbitrary manipulation of the meridional flow and/or Babcock-Leighton poloidal sources (e.g. Karak (2010)). Here, on the account of the results we presented, we may argue that the α -effect located at the tachocline effectively replaces the stochastic forcing in producing long-lasting phases of minimum activity.

CONCLUSIONS

In view of the not self-sustainable character of a solar dynamo relying only on the Babcock-Leighton mechanism for poloidal field regeneration, we have considered an additional α -effect operating in a thin

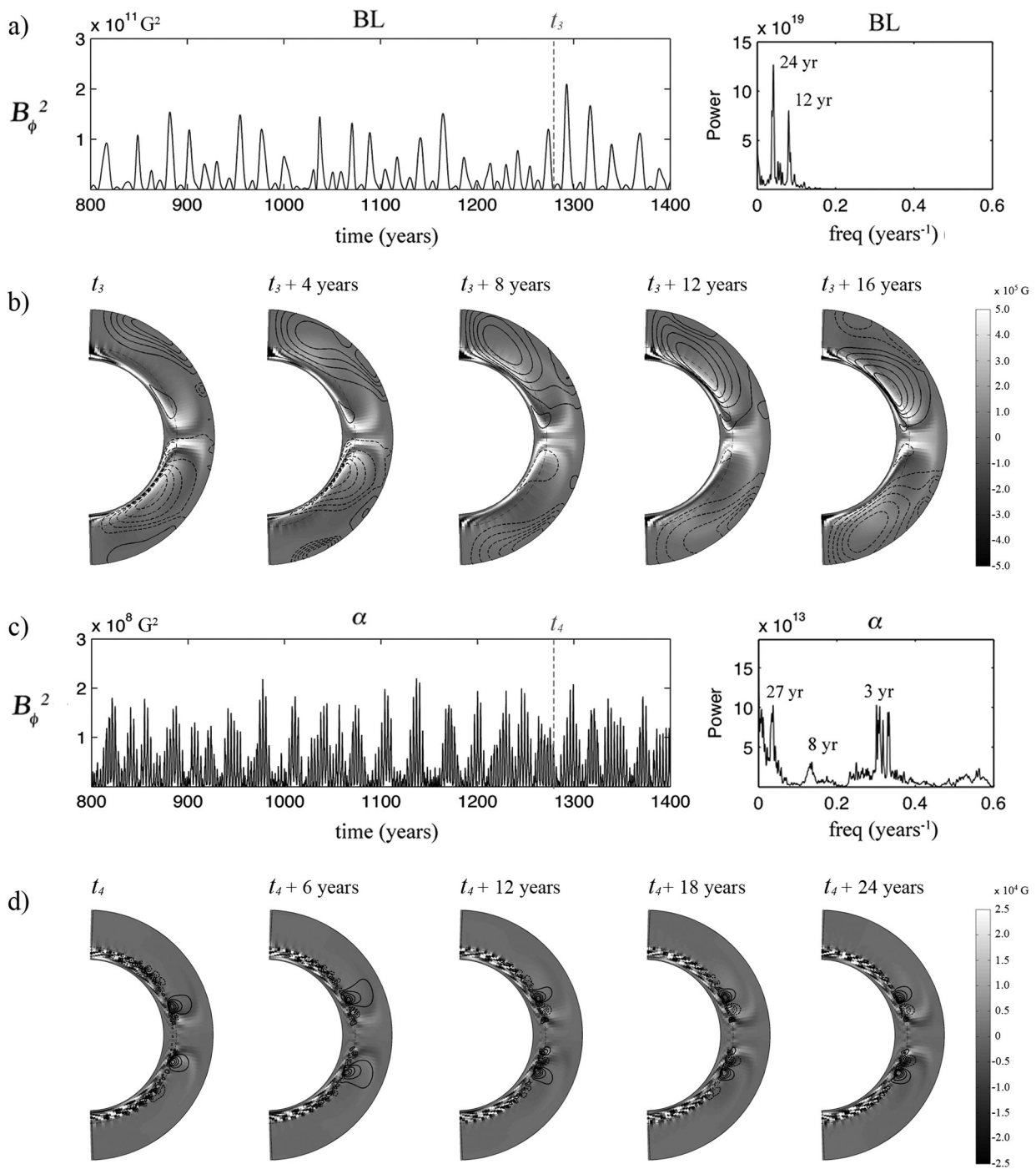


Figure 5 - Characteristic behavior of the dynamo with (a) only Babcock-Leighton poloidal source ($C_S = 4.0$) at the surface and (c) α -effect ($C_\alpha = 8.0$) at the tachocline, for $Rm = 378$, showing the toroidal magnetic energy at the tachocline at 20° latitude and its power spectral. Similarly as in Figure 4, (b) and (d) show the magnetic field at a meridional plane for each case.

layer above the tachocline, originating from the turbulent effects on magnetic flux tubes just above a critical buoyancy level. Accounting for different limiting ranges of magnetic field on the operation of each effect, concerning their different natures, we have obtained a dynamo solution reproducing the basic solar magnetic

field dynamic features, namely: cyclic reversals with a ~ 11 year periodicity, equatorward migration of the activity belt, poleward migration of the polar radial field, proper phase lag between both, and long-term variability resembling the solar one.

Appropriate antisymmetric magnetic coupling between the hemispheres remains an issue, even if the location of the α -effect at the tachocline had been suggested as a way to solve the parity problem. In fact, the hemispheres appear to behave in a rather dissociated way, not showing any preferred relaxation mode. The decoupling may originate from the chaotic nature of the solution, making the magnetic field B evolve independently in each hemisphere. Further investigations on the parity topic are needed, possibly relying upon the joint spherical harmonic analysis of the modelled B and that of the B observed at the surface of the Sun (see e.g. Stenflo and Vogel (1986) and Derosa et al. (2012)).

Our study spontaneously presents a Maunder-like grand minimum which, in comparison with other studies based on similar mean-field kinematic dynamo models, does not require the addition of stochastic forcing to the right-hand side of the dynamo equations. We conclude by suggesting that grand minima periods could be caused by an intermittent phase of the solar dynamo, during which the sole deep and weak α -effect is responsible for the regeneration of the poloidal field. Why the transition from a Babcock-Leighton dominated regime to an α -effect dominated regime occurs remains a matter of investigation.

ACKNOWLEDGMENTS

Sabrina Sanchez would like to express her gratitude to Oscar Matsuura for his valuable suggestions and fruitful discussions. We thank A. S. Brun for discussions and comments on an earlier version of the manuscript. This work is a result of a M.Sc. project in collaboration between Observatório Nacional and Institut de Physique du Globe de Paris (IPGP). We thank both institutions for the available facilities and the Brazilian agency Coordenação de Aperfeiçoamento de Pessoal de Nível Superior (CAPES) for funding this research. The contribution of AF and JA is IPGP contribution number 3402.

RESUMO

Modelos do dínamo solar baseados no mecanismo de Babcock-Leighton obtiveram sucesso em reproduzir algumas das principais características da dinâmica do campo magnético do Sol. No entanto, considerando que tal mecanismo opera somente a partir de um limite mínimo do campo magnético, os modelos não proveem um processo apropriado de regeneração do campo que caracterize um dínamo autossustentável. Neste trabalho consideramos a existência de um efeito concomitante com o cenário disposto pelo modelo de Babcock-Leighton em um modelo numérico axisimétrico de campo médio. Diferentes fatores de limitação da intensidade do campo foram usados para os dois processos de regeneração do campo poloidal. Excetuando-se o critério da anti-paridade do campo magnético, as principais características do campo magnético solar foram reproduzidas: reversão cíclica, migração ao equador dos intensos campos toroidais em médias latitudes, deslocamento aos pólos do campo magnético polar na superfície, e a relação de anti-fase entre estes. A variabilidade de longo período das soluções exibe em alguns casos épocas duradouras de mínimo de atividade magnética e posterior recuperação, como no Mínimo de Maunder. Tendo como base a observação de uma atividade residual durante os períodos de mínima atividade, sugerimos que tais períodos são causados por uma predominância do efeito α sobre o mecanismo de Babcock-Leighton na regeneração do campo poloidal.

Palavras-chave: dínamo solar, ciclo solar, manchas solares, magnetohidrodinâmica.

TABLE I

Comparison of the critical dynamo numbers $C_{a,s}^{crit}$ and frequency of the solar cycle ω within the benchmark cases A, B and C from Jouve et al. (2008). The spatial and temporal resolutions are given in terms of radial points and harmonic degree truncation ($N_r \times L_{max}$) and time-step size Δt .

Case	Results				Reference	
	Resolution	Δt	$C_{a,s}^{crit}$	ω	$C_{a,s}^{crit}$	ω
A	71×71	5×10^{-5}	0.385	158.00	0.387 ± 0.002	158.1 ± 1.472
B	71×71	5×10^{-5}	0.406	172.01	0.408 ± 0.003	172.0 ± 0.632
C	120×120	1×10^{-6}	2.545	534.6	2.489 ± 0.075	536.6 ± 8.295

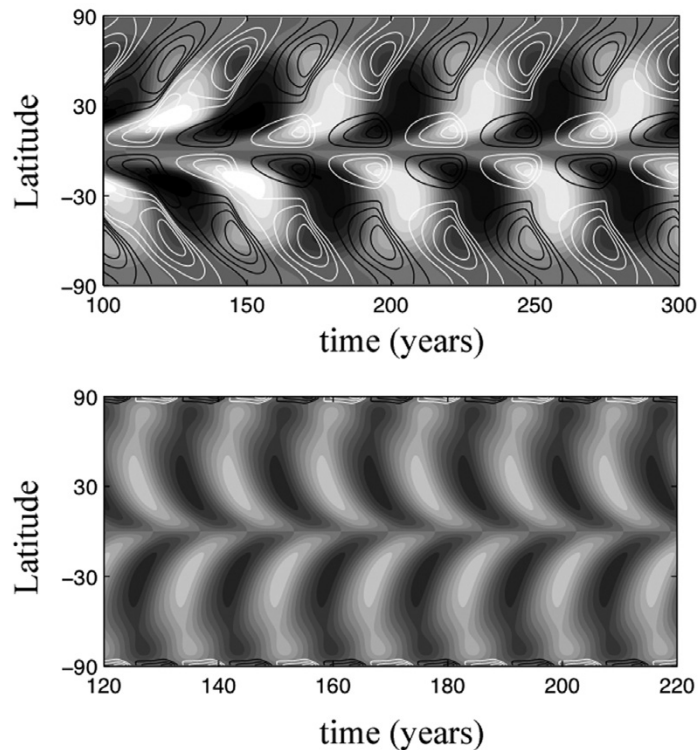


Figure 6 - Butterfly diagram summarizing the Benchmark cases to be compared with Jouve et al. (2008) Figures 9 and 14 respectively. Contours refer to the radial field at the surface and the gray scale map to the toroidal field at the tachocline. Upper panel: $\alpha\Omega$ dynamo from case SB. Lower panel: Babcock-Leighton dynamo from case SC.

REFERENCES

- AUBERT J, AURNOU J AND WICHT J. 2008. The magnetic structure of convection-driven numerical dynamos. *Geophys J Int* 172: 945-956.
- BABCOCK H. 1961. The topology of the Sun's magnetic field and the 22-year cycle. *Astrophys J* 133: 572.
- BAKER D. 2000. Effects of the Sun on the Earth's environment. *J Atmos Sol-Terr Phy* 62: 1669-1681.
- BEER J, TOBIAS S AND WEISS N. 1998. An active Sun throughout the Maunder minimum. *Sol Phys* 181: 237-249.
- BONANNO A, ELSTNER D, RÜDIGER G AND BELVEDERE G. 2002. Parity properties of an advection-dominated solar dynamo. *Astron Astrophys* 390: 673-680.

- BRUN AS, MIESCH MS AND TOOMRE J. 2004. Global-scale turbulent convection and magnetic dynamo action in the solar envelope. *Astrophys J* 614: 1073.
- BUSHBY P. 2006. Zonal flows and grand minima in a solar dynamo model. *Mon Not R Astron Soc* 371: 772-780.
- CATTANEO F AND HUGHES DW. 1996. Nonlinear saturation of the turbulent α -effect. *Phys Rev E* 54: R4532-R4535.
- CHARBONNEAU P. 2005. A Maunder minimum scenario based on cross-hemispheric coupling and intermittency. *Sol Phys* 229: 345-358.
- CHARBONNEAU P. 2010. Dynamo models of the solar cycle. *Living Rev Sol Phys* 7.
- CHARBONNEAU P, BEAUBIEN G AND ST-JEAN C. 2007. Fluctuations in Babcock-Leighton dynamos. II. Revisiting the Gnevyshev-Ohl rule. *Astrophysical J* 658: 657.
- CHARBONNEAU P AND DIKPATI M. 2000. Stochastic fluctuations in a Babcock-Leighton model of the solar cycle. *Astrophys J* 543: 1027.
- CHARBONNEAU P, ST-JEAN C AND ZACHARIAS P. 2005. Fluctuations in Babcock-Leighton dynamos. I. Period doubling and transition to chaos. *Astrophys J* 619: 613.
- CHATTERJEE P, NANDY D AND CHOUDHURI A. 2004. Full-sphere simulations of a circulation-dominated solar dynamo: Exploring the parity issue. *Astron Astrophys* 427: 1019-1030.
- CHOUDHURI A. 1992. Stochastic fluctuations of the solar dynamo. *Astron Astrophys* 253: 277-285.
- CHRISTENSEN U ET AL. 2001. A numerical dynamo benchmark. *Phys Earth Planet In* 128: 25-34.
- DEROSA M, BRUN A AND HOEKSEMA J. 2012. Solar magnetic field reversals and the role of dynamo families. *Astrophys J* 757: 96.
- DIKPATI M AND CHARBONNEAU P. 1999. A Babcock-Leighton flux transport dynamo with solar-like differential rotation. *Astrophys J* 518: 508.
- DIKPATI M AND GILMAN P. 2001. Flux-transport dynamos with α -effect from global instability of tachocline differential rotation: a solution for magnetic parity selection in the sun. *Astrophys J* 559: 428.
- DORMY E. 1997. Modélisation numérique de la dynamo terrestre. Ph.D. thesis. (Unpublished).
- DORMY E, CARDIN P AND JAULT D. 1998. MHD flow in a slightly differentially rotating spherical shell, with conducting inner core, in a dipolar magnetic field. *Earth Planet Sc Lett* 160: 15-30.
- D'SILVA S AND CHOUDHURI A. 1993. A theoretical model for tilts of bipolar magnetic regions. *Astron Astrophys* 272: 621.
- DUVALL JR TL. 1979. Large-scale solar velocity fields. *Sol Phys* 63: 3-15.
- FAN Y. 2009. Magnetic fields in the solar convection zone. *Living Rev Sol Phys* 6: 9.
- GUERRERO G AND GOUVEIA DAL PINO E. 2008. Turbulent magnetic pumping in a Babcock-Leighton solar dynamo model. *Astron Astrophys* 485: 267-273.
- GUERRERO G AND KÄPYLÄ P. 2011. Dynamo action and magnetic buoyancy in convection simulations with vertical shear. *Astron Astrophys* 533.
- HAIGH J. 2003. The effects of solar variability on the Earth's climate. *Philos T Roy Soc A* 361: 95-111.
- HATHAWAY DH. 2010. The solar cycle. *Living Rev Sol Phys* 7: 1.
- HOWE R, CHRISTENSEN-DALSGAARD J, HILL F, KOMM R, LARSEN R, SCHOU J, THOMPSON M AND TOOMRE J. 2000. Dynamic variations at the base of the solar convection zone. *Science* 287: 2456-2460.
- JOUVE L ET AL. 2008. A solar mean field dynamo benchmark. *Astron Astrophys* 483: 949-960.
- JOUVE L, PROCTOR MR AND LESUR G. 2010. Buoyancy-induced time delays in Babcock-Leighton flux-transport dynamo models. *Astron and Astrophys* 519:13.
- KÄPYLÄ P, KORPI M AND BRANDENBURG A. 2009. Alpha effect and turbulent diffusion from convection. *Astron Astrophys* 500: 633-646.
- KARAK B. 2010. Importance of meridional circulation in flux-transport dynamo: the possibility of a Maunder-like grand minimum. *Astrophys J* 724: 1021.
- KÜKER M, RÜDIGER G AND SCHULTZ M. 2001. Circulation-dominated solar shell dynamo models with positive alpha-effect. *Astron Astrophys* 374: 301-308.
- LEIGHTON R. 1969. A magneto-kinematic model of the solar cycle. *Astrophys J* 156: 1.
- MAKAROV V, TLATOV A, CALLEBAUT D, OBRIDKO V AND SHELTING B. 2001. Large-scale magnetic field and sunspot cycles. *Sol Phys* 198: 409-421.
- MOFFATT H. 1978. *Field Generation in Electrically Conducting Fluids*. Cambridge University Press, Cambridge, London, New York, Melbourne.
- OSSENDRIJVER M. 2003. The solar dynamo. *Astron Astrophys Rev* 11: 287-367.
- PARKER E. 1955. Hydromagnetic dynamo models. *Astron Astrophys Rev* 122: 293.
- PARKER E. 1979. Sunspots and the physics of magnetic flux tubes. I-The general nature of the sunspot. II-Aerodynamic drag. *Astron Astrophys Rev* 230: 905-923.
- PARKER E. 1993. A solar dynamo surface wave at the interface between convection and nonuniform rotation. *Astron Astrophys Rev* 408: 707-719.

- SCHOU J ET AL. 1998. Helioseismic studies of differential rotation in the solar envelope by the solar oscillations investigation using the Michelson Doppler imager. *Astron Astrophys Rev* 505: 390.
- SOLANKI SK. 2003. Sunspots: an overview. *Astron Astrophys Rev* 11: 153-286.
- STENFLO J AND VOGEL M. 1986. Global resonances in the evolution of solar magnetic fields. *Nature* 319: 285-290.
- WILMOT-SMITH A, NANDY D, HORNIG G AND MARTENS P. 2006. A time delay model for solar and stellar dynamos. *Astrophys J* 652: 696.

APPENDIX

PARODY CODE - MEAN FIELD BENCHMARKING

The Parody code used in this work was originally proposed for full 3D MHD dynamo simulations (ACD code, benchmarked in Christensen et al. (2001), see Dormy et al. (1998) and Aubert et al. (2008)). The magnetic field is decomposed according to

$$\mathbf{B} = \nabla \times \nabla \times (B_p \mathbf{r}) + \nabla \times (B_t \mathbf{r}), \quad (15)$$

and the scalar potentials further expanded on a spherical harmonic basis

$$B_{p,t} = \sum_{\ell=1}^{L_{max}} \sum_{m=1}^{M_{max}} B_{p,t,\ell}^m(r, t) Y_{\ell}^m(\theta, \phi). \quad (16)$$

The radial dependence is treated by a second-order finite-differencing scheme. Time integration uses a Crank-Nicholson scheme for diffusion terms and an Adams-Bashforth scheme of order 2 for the nonlinear terms. The actual equations to be solved are the radial curl and radial curl of the curled induction equation (1). Further adaptation to the axisymmetric ($M_{max} = 0$) mean-field scenario included a change of the magnetic boundary condition at the inner boundary, the specification of a steady flow in terms of a differential rotation and a meridional circulation, the construction of the proper diffusivity profiles and the addition of the α and S source terms to the right-hand side of the induction equation. The perfectly conducting inner boundary condition implies setting $B_p = 0$ and $\partial(rB_t) = \partial r = 0$ at the inner boundary.

The code was tested by comparing its predictions with the published reference solutions of a community mean-field benchmark (Jouve et al. 2008). The goal here is to compute critical dynamo numbers and cycle frequencies for different dynamo models, involving either an $\alpha\Omega$ scenario (cases A and B, differing only in the prescribed diffusivity) or a Babcock-Leighton scenario (case C). Table I displays the values obtained with our code against the reference ones. The butterfly diagrams for the supercritical cases SB and SC (which incorporate an α -quenching) are displayed in Figure 6.