



Petrological and experimental constraints on magma storage for large pumiceous eruptions in Dominica island (Lesser Antilles)

Clara Solaro, Caroline Martel, Rémi Champallier, Georges Boudon, Hélène Balcone-Boissard, Michel Pichavant

► To cite this version:

Clara Solaro, Caroline Martel, Rémi Champallier, Georges Boudon, Hélène Balcone-Boissard, et al.. Petrological and experimental constraints on magma storage for large pumiceous eruptions in Dominica island (Lesser Antilles). *Bulletin of Volcanology*, 2019, 81 (9), 10.1007/s00445-019-1313-x . insu-02280177

HAL Id: insu-02280177

<https://insu.hal.science/insu-02280177>

Submitted on 5 May 2020

HAL is a multi-disciplinary open access archive for the deposit and dissemination of scientific research documents, whether they are published or not. The documents may come from teaching and research institutions in France or abroad, or from public or private research centers.

L'archive ouverte pluridisciplinaire **HAL**, est destinée au dépôt et à la diffusion de documents scientifiques de niveau recherche, publiés ou non, émanant des établissements d'enseignement et de recherche français ou étrangers, des laboratoires publics ou privés.

Petrological and experimental constraints on magma storage for large pumiceous eruptions in Dominica island (Lesser Antilles)

Clara Solaro¹ · Caroline Martel²  Rémi Champallier² · Georges Boudon¹ · Hélène Balcone-Boissard³ · Michel Pichavant²

Abstract

The general question of the generation of large-volume silicic eruptions is here addressed through the experimental determination of the storage conditions of the primary magmas that generated ignimbritic eruptions at Dominica Island (Lesser Antilles) during the 24–51 ka period of time. The basal plinian fallouts and pumice pyroclastic flows from the large-volume ($\sim 5 \text{ km}^3$ DRE) events of Layou, Roseau and Grand Fond were investigated, together with the smaller ignimbritic eruptions of Grand Bay and Grande Savane. All samples are dacitic (63–66 wt% SiO_2) and contain ~ 30 vol% phenocrysts of plagioclase (~ 21 vol%), orthopyroxene (~ 5 vol%) and Fe-Ti oxides (< 1 vol%), in a rhyolitic matrix glass. The most differentiated samples contain additional amphibole (up to 5 vol%) and quartz. Crystallization experiments were performed starting from Layou and Roseau pumice samples at 800 to 900 °C, 200 to 400 MPa, $\sim \Delta\text{NNO} + 1$ and for H_2O -saturated and H_2O -undersaturated conditions. The main phase contents, assemblages and compositions of both natural samples were reproduced experimentally at ~ 850 °C, $\Delta\text{NNO} + 0.6$, 7–8 wt% melt H_2O and ~ 400 MPa (~ 16 km depth) consistent with magma ponding at the mid-crustal discontinuity. There is also evidence of more differentiated magma batches that may reflect a plumbing system with a significant vertical extension. The relationships between the chamber depth, width and volume argue for eruptions that do not form collapse calderas, in agreement with field evidence. The erupted magma volumes in Dominica are more than five times larger than those emitted in the neighbouring islands (Martinique, Guadeloupe, Montserrat; $< 1 \text{ km}^3$), which may be explained by a locally extensional tectonic context that favoured assembly of large magma bodies, but also by the rarity of frequently draining upper crustal reservoirs (as evidenced on the neighbouring volcanic systems) that favoured deep accumulation of large volumes of magma during this period and time for differentiation to dacitic compositions.

Keywords Dominica · Ignimbrite · Dacite · Phase equilibria · Storage conditions

Editorial responsibility: M. Portnyagin

Electronic supplementary material The online version of this article (<https://doi.org/10.1007/s00445-019-1313-x>) contains supplementary material, which is available to authorized users.

✉ Caroline Martel
caroline.martel@cnrs-orleans.fr

¹ Institut de Physique du Globe de Paris (IPGP), CNRS, Université de Paris, Paris, France

² Institut des Sciences de la Terre d'Orléans (ISTO), UMR 7327, Université d'Orléans – CNRS – BRGM, Orléans, France

³ UMR 7193 Université Paris 06 – CNRS – IStEP, Sorbonne Universités (UPMC), Paris, France

Introduction

Island arc subduction magmatism is known to mostly produce andesitic to dacitic eruptions of small volumes ($< 1 \text{ km}^3$ dense rock equivalent (DRE) per eruption), as also reported for the Lesser Antilles arc (Lindsay et al. 2005a). Nevertheless, some systems can produce large-volume silicic eruptions (5 to several 10 km^3 DRE/eruption), mostly associated with caldera formation, with important implications in terms of hazard assessment and risk management (Self and Rampino 1981; Self et al. 1984; Heiken and McCoy 1984; Druitt et al. 1989; Allen 2001; Wilson 2001; Reubi and Nicholls 2005; Wilson et al. 2006). The genesis, storage and eruption of large-volume magmas in arc settings are thus key issues to evaluate the impact and mitigate the risk on human society.

Using thermo-mechanical modelling of heat transfer, Annen and Sparks (2002) calculated that intrusion rates higher than $5 \cdot 10^{-4}$ m/year are necessary to generate large-scale magma bodies in the crust by a process of sill accretion. Such intrusion rates imply periods of high magma production rates (flare-up; de Silva and Gosnold 2007), which could result from high magmatic fluxes from the mantle (at least 10^{-2} km³/year; Annen 2009), as evidenced for large plutonic batholiths (Lipman 2007; de Silva and Gosnold 2007; de Silva 2008).

Nevertheless, such high magma fluxes can also be detrimental to the growth of large-volume reservoirs. To prevent dike propagation and eruption, recharge rate must be comparable to the viscous relaxation time of the surrounding crust (Jellinek and De Paolo 2003; Degruyter and Huber 2014; Degruyter et al. 2016). Thus, Jellinek and De Paolo (2003) suggested that the production of large magma volumes linked with caldera-forming eruptions derives from long periods (10^5 – 10^6 years) of magma supply in large magma chambers ($> 10^2$ km³). Warm viscoelastic walls would allow them to deform, thus preventing large overpressures to be generated and promoting growth of the reservoir. Such a storage regime would be favoured in extensional tectonic contexts. To trigger an eruption from these large magma volumes, a critical overpressure must be reached, either by magma inputs (10^{-2} to 10^{-1} km³/year; de Silva 2008) that largely exceed the long-term magma supply rates, and/or a chamber vertically flattened favouring dike generation, magma propagation and eruption (Jellinek and De Paolo 2003).

Whether the storage conditions of such large magma volumes are different, especially in terms of pressure/depth and temperature, from those of small-volume magma chambers, is a key issue in understanding magma generation, growth and eruption conditions at crustal levels. In particular, pressure, temperature and volatile content are essential parameters in controlling magma storage. Several phase-equilibrium studies have been conducted on small-volume magma chambers from subduction zones, suggesting temperatures (T) from 820 to 900 °C and pressures (P) from 100 to 200 MPa for andesitic to dacitic magmas (e.g. Luhr 1990; Gardner et al. 1995; Barclay et al. 1998; Martel et al. 1998; Sato et al. 1999; Scaillet and Evans 1999; Hammer et al. 2002; Costa et al. 2004; Holtz et al. 2005). In contrast, only a few studies suggest deep storage pressures ~ 400 MPa for large-volume andesitic reservoirs (Parat et al. 2008; Andújar et al. 2016). On Dominica island, in the Lesser Antilles arc, where large-volume eruptions are known, petrological studies of dome-forming products and pumiceous ignimbrites (Howe et al.) have suggested crystallization temperatures of 800–990 °C and oxygen fugacities (f_{O_2}) of NNO -0.25 to $+0.35$ (up to NNO $+0.7$ in Howe et al. 2014), but pressures of magma storage have not been determined.

We present hereafter a study combining petrological and experimental approaches to constrain the storage conditions of Dominica magmas. Several important issues are addressed such as (i) the depth, temperature and the volatile content of these large silicic pumiceous eruptions; (ii) the possible differences in storage conditions between small- and large-volume eruptions; and (iii) the factors that control the volumes of erupted magma at the scale of the Lesser Antilles arc, from the comparison between Dominica and the neighbouring islands (Martinique, Guadeloupe, Montserrat).

Geological setting, volcanic activity and petrological background

The Lesser Antilles volcanic arc results from the subduction of the Atlantic oceanic lithosphere below the Caribbean oceanic plate at an average velocity of ~ 2 cm/year (Wadge 1984). Built up by 11 main islands, the arc is 800 km long, with a particular convexity toward the East (Fig. 1). Dominica Island

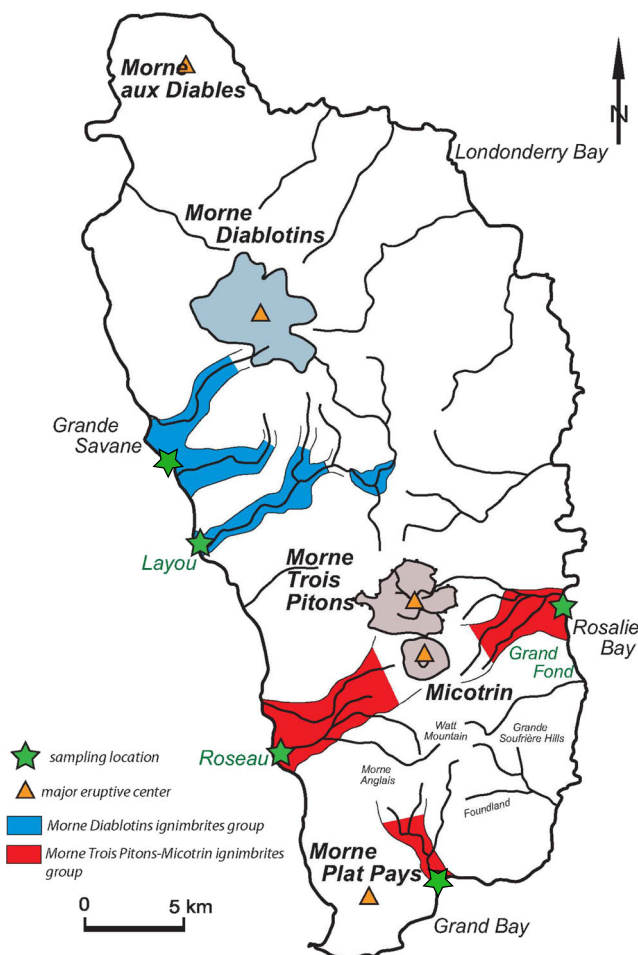


Fig. 1 Dominica Island. Simplified version of Dominica geological map showing the deposit extent of the major pyroclastic density currents. The orange triangles indicate the major eruptive centres and the green stars show the sampling sites (modified after Boudon et al. 2017)

represents a central point of the arc, from which the southern islands (Dominica to Grenada) form a unique active segment, whereas the northern islands (Dominica to Anguilla) separate into a recent active western limb and an older inactive eastern segment (Bouysse and Westercamp 1990). The active arc hosts 12 volcanic islands.

Dominica Island (15° 25 N, 61° 20 W) is located at the centre of the Lesser Antilles arc between Martinique and Guadeloupe. From North to South, four main active volcanic centres are present: Morne aux Diables, Morne Diablotins, Morne Trois-Pitons-Micotrin and Plat Pays and few minor centres such as Foundland, Morne Watt and Morne Anglais (Fig. 1). The dominant volcanic activity is characterized by dome-forming eruptions but also by large ignimbritic eruptions (Sigurdsson 1972; Carey and Sigurdsson 1980; Smith et al. 2013).

Even if the recent activity (1980–1990) of Dominica has been characterized by phreatic activity originated from the Boiling Lake and the Valley of Desolation (Fournier et al. 2009; Di Napoli et al. 2014; Mayer et al. 2017), work has also been focused on the ignimbrite deposits that extensively outcrop in the central part of the island. In particular, the Pleistocene Roseau Tuff has been fully described (Sigurdsson 1972; Carey and Sigurdsson 1980). Recent on-land stratigraphic and chronological studies have evidenced that the Roseau eruption was not a single event (as previously suggested by Carey and Sigurdsson 1980), but is made of several individual eruptions (Smith et al. 2013; Howe et al. 2014; Boudon et al. 2017). In particular, Boudon et al. (2017) recognized at least three major pumiceous explosive eruptions (volume $\sim 5 \text{ km}^3$ DRE/eruption) in the last 50 ky of volcanic activity: Layou (51 ka), Roseau (33 ka) and Grand Fond (24 ka). These eruptions started with a plinian phase producing a relatively thin basal pumice fallout deposit (20 to 70 cm, $<10\%$ of total erupted volume), followed by voluminous pyroclastic density currents (PDC) producing thick pumiceous deposits filling the valleys (detailed stratigraphy of these three eruptions in Boudon et al. 2017). These authors proposed that the Layou ignimbrites were emitted from Morne Diablotins volcanic centre, and did not originate from Morne Trois Pitons-Micotrin as previously proposed (Roobol and Smith 2004; Lindsay et al. 2005b). Roseau and Grand Fond ignimbrites were emitted from Morne Trois Pitons-Micotrin volcanic centre (Roobol and Smith 2004; Lindsay et al. 2005b). Two other pumiceous PDC deposits have been recognized on the island: Grande Savane and Grand Bay. The Grande Savane outcrops on the West coast, near the village of Salisbury, and has been described as an ignimbritic sequence (Sparks et al. 1980). The volume, the stratigraphic extension and the age of this deposit are still not constrained, but the

eruptive centre at the origin of this ignimbritic eruption has been proposed to be the Morne Diablotins volcanic complex (Smith et al. 2013). The Grand Bay ignimbrite outcrops in the South coast, near the village of Berekua, and has been described by Lindsay et al. (2003) and Howe et al. (2014) as a massive, pumice- and lithic-rich PDC deposit. The centre of this ignimbritic eruption, previously assumed to be Plat Pays Volcanic centre (Lindsay et al. 2003) or the Wotten-Waven caldera (Lindsay et al. 2005a; Smith et al. 2013), has recently been proposed to be the complex of Morne Trois Pitons-Micotrin (Boudon et al. 2017).

In light of these data, Dominica appears as an anomaly in the general eruptive behaviour of the Lesser Antilles arc. Indeed, whereas the neighbouring islands of Martinique and Guadeloupe have only one active volcanic centre producing small volume ($<1 \text{ km}^3$ DRE/eruption) plinian and lava dome-forming eruptions (Carazzo et al. 2012), Dominica is characterized by several active volcanic centres and the eruption of five major large-volume ignimbrites (Lindsay et al. 2005a; Boudon et al. 2017).

Geochemical data for pumice samples from ignimbritic eruptions across the island (Grand Bay, Roseau, Layou, Grand Fond, Grande Savane) are available in Howe et al. (2014) and Boudon et al. (2017). The samples have andesitic to dacitic whole-rock compositions (61–66 wt% SiO_2 , 3.6–6.0 wt% $\text{Na}_2\text{O} + \text{K}_2\text{O}$, 5.1–6.5 wt% FeO; recalculated volatile-free with total iron as FeO). Layou and Grande Savane (64–66 wt% SiO_2 , ~ 5.0 wt% $\text{Na}_2\text{O} + \text{K}_2\text{O}$) and Roseau, Grand Bay and Grand Fond (62–63 wt% SiO_2 , ~ 4.5 – 5.0 wt% $\text{Na}_2\text{O} + \text{K}_2\text{O}$) are the most and least evolved samples, respectively (Table 1).

Pumice samples in ignimbrites (Howe et al. 2014) contain 25–30 vol% phenocrysts, including plagioclase (15–24 vol%, An_{40-95} ; An: mol% anorthite), orthopyroxene (0–5 vol%, En_{43-61} ; En: mol% enstatite), clinopyroxene (0–3 vol%, Wo_{41-44} ; En_{36-40} ; Wo: mol% wollastonite) and Fe-Ti oxides (0–4 vol%, Mag_{65-75} ; Mag: mol% magnetite). Amphiboles are only found in Layou and Grande Savane deposits and few euhedral quartz (1–2%) are only present in Layou deposits (Boudon et al. 2017). The groundmass glass, which is free of microlites, is rhyolitic (76–78 wt% SiO_2 , 5–7 wt% $\text{Na}_2\text{O} + \text{K}_2\text{O}$) and very homogeneous (Howe et al. 2014; Boudon et al. 2017).

Howe et al. (2015) performed a petrologic study on products from lava dome-forming eruptions (block-and-ash flows and lavas) across the island. These lava dome samples, andesitic to dacitic in composition, have a mineral assemblage similar to the pumice samples in ignimbrites, but show higher crystallinity (about 40–55 vol%). The lava dome samples also differ from the pumice samples in that they contain basalt to basaltic-andesite enclaves.

Table 1 Bulk-rock composition of the main ignimbrites from Dominica

Oxides (wt%)	Layout-like group				Roseau-like group				
	Layout		Grande Savane		Roseau		Grand Bay		Grand Fond
	Exp LAY	Nat Dom41a1	Exp GS	Nat DOM40b	Exp ROS	Nat DOM60d1a	Exp GB	Nat DOM31	Nat DOM43b1
SiO ₂	65.43	66.20	65.65	64.83	64.08	63.50	63.02	63.31	62.76
TiO ₂	0.46	0.38	0.37	0.45	0.51	0.54	0.63	0.51	0.54
Al ₂ O ₃	16.60	16.43	17.51	16.45	17.05	16.89	16.92	16.80	17.05
FeO _{tot}	5.32	4.79	4.18	5.26	5.63	6.11	6.15	5.86	6.11
MnO	0.18	0.14	0.14	0.14	0.16	0.15	0.15	0.15	0.15
MgO	1.90	1.62	1.35	2.00	2.25	2.35	2.12	2.25	2.43
CaO	5.48	5.19	5.54	5.60	6.01	5.92	6.26	6.07	5.99
Na ₂ O	3.41	3.48	3.51	3.54	2.98	2.93	3.21	3.39	3.33
K ₂ O	1.65	1.67	1.76	1.62	1.57	1.50	1.52	1.56	1.53
P ₂ O ₅	0.16	0.10	–	0.11	0.21	0.11	–	0.11	0.11
Total	100	100	100	100	100	100	100	100	100
Na ₂ O + K ₂ O	5.05	5.15	5.27	5.15	4.55	4.42	4.73	4.95	4.86
FeO + MgO	7.22	6.41	5.53	7.26	7.88	8.46	8.27	8.10	8.54

Total iron recalculated as FeO_{tot}. Exp for experimental starting glass and Nat for natural composition (wet chemistry analysis and sample number after Boudon et al. 2017)

Methodology

A brief review of the chosen samples, as well as the analytical and experimental methodology, is provided below. Further details are given in Supplementary Material SM1.

Choice of the natural samples

The Layout, Roseau and Grand Fond pumice samples used in this study come from the basal plinian fallout deposit of each eruption, which presents three advantages for the determination of pre-eruptive conditions. First, the base of the sequence represents the earliest erupted products, therefore the top part of the reservoir that is likely the less affected by potential magma recharge and magma mixing processes. Second, pumice samples ascended rapidly in the conduit and were rapidly quenched in air, so that syn- and post-eruptive processes that could modify magma chemistry, such as microlite crystallization, are minimized. Third, fallout pumice samples are not transported across long distances, thus post-eruptive chemical and mechanical contamination (entrapment of non-juvenile material, welding, deformation) is also minimized. Thus, the plinian pumice samples likely best represent the magma from the top part of the reservoir prior to eruption. Yet, where the plinian basal deposit was absent from the outcrop, the lowest part of the ignimbritic deposit was sampled, i.e. Grande Savane and Grand Bay.

The pumice samples were collected from the basal plinian fallout deposit of the eruptive sequence of Layout

(DOM41a3), Roseau (DOM60d1a) and Grand Fond (DOM43b), and from the main pumice flow deposit of Grande Savane (DOM40b) and Grand Bay (DOM31) (sample numbers as in Boudon et al. 2017; sampling locations in Fig. 1; whole-rock compositions in Table 1). For each eruptive sequence, the studied samples consisted of 6 to 10 pumices (2 to 6 cm in diameter) chosen from the single mode of the density distributions performed on 30 to 40 andesitic-dacitic pumices by Boudon et al. (2017).

Sample analysis

Both, natural and experimental, samples were analysed for phase identification using the backscattered-electron (BSE) signal of scanning electron microscopes (SEM; ZEISS-Supra 55, ITeP-UPMC, Paris; EDAX-Pegasus, ISTO-BRGM, Orléans). Chemical analyses of the minerals and glasses were provided using electron microprobe (EMP; CAMECA-SX Five and CAMECA-SX100, CAMPARIS, Paris; CAMECA-SX Five, BRGM-ISTO, Orléans). The phase compositions for the natural samples are given in Table 2. The water contents of the experimental residual glasses were determined following the by-difference method using the EMP analyses and the glass standards in Balcone-Boissard et al. (2018). Phase proportions of the experimental charges were obtained by mass-balance calculations and compared to those obtained on natural samples by Boudon et al. (2017).

Table 2 Crystal and glass average compositions of the pumice samples from the main Dominica ignimbrites

	<i>n</i>	SiO ₂	TiO ₂	Al ₂ O ₃	FeO	MnO	MgO	CaO	Na ₂ O	K ₂ O	Total	Calc									
Layou (DOM41a3)																					
Plg (rim)	25	55.97	0.57	0.02	27.86	0.36	0.25	0.03	0.02	0.00	10.06	0.37	5.71	0.22	0.20	0.01	100.00	An50			
Opx	19	49.93	0.45	0.09	0.04	0.57	0.22	27.96	0.65	1.19	0.10	17.09	0.60	0.97	0.06	0.01	0.01	97.84	En52		
Amph	13	45.47	0.53	1.38	0.15	7.21	0.46	17.10	0.47	0.36	0.06	11.66	0.39	10.14	0.19	1.25	0.09	0.34	94.94	Mg#0.55	
Mt	17	0.05	0.03	8.97	0.17	2.01	0.63	80.45	0.72	0.50	0.05	0.72	0.06	0.02	0.03	0.01	0.01	0.01	92.76	Mag72.8	
Ilm*	2	0.06	0.03	41.27	0.79	0.11	0.06	47.15	0.11	0.56	0.08	1.72	0.08	0.00	0.01	0.00	0.00	0.00	90.89	Ilm85	
Cpx	3	51.93	0.47	0.21	0.04	0.96	0.04	10.86	0.14	0.38	0.02	12.12	0.22	20.78	0.15	0.27	0.03	0.01	0.01	97.52	Wo45
RG	3	77.53	0.38	0.15	0.03	12.70	0.20	1.47	0.02	0.05	0.04	0.18	0.02	1.59	0.10	3.29	0.10	2.73	0.22	100.00	
GI (Opx)	10	79.05	0.74	0.15	0.07	12.95	0.43	2.07	0.25	0.08	0.05	0.20	0.03	1.86	0.18	0.86	0.44	2.46	0.51	100.00	
STD-MI1	1	72.2		0.21		12.35		1.97		0.04		0.19		1.86		0.6		1.94		91.36	H2O~6
STD-MI2	1	71.7		0.23		12.61		1.7		0.04		0.19		2.03		0.37		1.38		90.25	H2O~7
Roseau (DOM60d1a)																					
Plg (rim)	20	54.42	0.37	0.01	0.02	28.69	0.24	0.27	0.04	0.01	0.02	0.00	0.00	10.97	0.19	5.36	0.13	0.20	0.02	99.94	An53
Opx	30	50.03	0.31	0.10	0.05	0.50	0.11	27.58	0.55	1.13	0.09	17.47	0.39	0.98	0.07	0.01	0.01	0.01	0.01	97.81	En53
Amph (resorbed)	32	45.14	0.57	1.39	0.13	7.15	0.37	16.75	0.48	0.36	0.05	11.90	0.37	10.14	0.16	1.32	0.08	0.34	0.04	94.53	Mg#0.56
Mt	16	0.06	0.02	8.73	0.29	1.78	0.12	79.92	0.60	0.38	0.06	0.95	0.04	0.01	0.01	0.02	0.02	0.00	0.01	91.87	Mag73.4
Ilm	4	0.00	0.01	42.68	0.62	0.01	0.01	48.33	0.32	0.63	0.05	1.91	0.02	0.01	0.01	0.01	0.01	0.00	0.00	93.59	Ilm86
Cpx	4	52.51	0.36	0.14	0.07	0.95	0.17	11.12	0.53	0.47	0.05	13.04	0.36	21.07	0.11	0.22	0.02	0.01	0.01	99.07	Wo44
RG	12	76.46	0.63	0.24	0.04	12.93	0.17	1.83	0.21	0.07	0.03	0.29	0.06	1.95	0.18	3.36	0.28	2.55	0.19	100.00	
GI (Opx)	9	78.86	0.76	0.12	0.07	12.61	0.43	2.15	0.29	0.09	0.05	0.21	0.03	1.58	0.12	1.19	0.39	2.87	0.23	100.00	
Grand Fond (DOM43b1)																					
Plg (rim)	18	55.30	0.48	0.02	0.02	28.36	0.30	0.31	0.05	0.01	0.01	0.00	0.00	10.63	0.20	5.37	0.15	0.18	0.02	100.18	An52
Opx	29	49.99	0.94	0.10	0.04	0.57	0.17	26.93	0.95	1.03	0.11	17.92	0.53	1.12	0.74	0.01	0.02	0.01	0.01	97.67	En54
Mt	4	0.10	0.02	9.62	0.36	2.04	0.07	78.87	1.67	0.42	0.05	1.01	0.06	0.03	0.03	0.01	0.02	0.00	0.00	92.09	Mag71
Ilm	12	0.18	0.37	42.67	0.63	0.02	0.05	49.08	0.29	0.60	0.04	1.93	0.03	0.04	0.03	0.02	0.03	0.01	0.01	94.56	Ilm85
RG	2	77.00	0.27	0.20	0.04	12.80	0.32	1.63	0.16	0.07	0.01	0.23	0.02	1.86	0.07	3.33	0.33	2.59	0.02	100.00	
GI (Opx)	11	78.36	0.86	0.19	0.06	12.96	0.34	2.41	0.23	0.08	0.05	0.25	0.05	1.87	0.10	0.93	0.42	2.60	0.22	100.00	
Grande Savane (DOM40b)																					
Plg (rim)	11	55.51	0.74	0.01	0.02	25.99	0.42	0.14	0.08	0.02	0.03	0.01	0.01	10.69	0.35	5.43	0.26	0.18	0.03	97.98	An52
Opx	3	51.55	0.38	0.01	0.02	0.38	0.07	26.94	0.24	0.97	0.06	16.02	0.26	0.97	0.03	0.03	0.05	0.00	0.00	96.87	En49
Amph	11	46.32	1.03	1.43	0.18	6.71	0.66	16.17	0.35	0.32	0.08	11.04	0.35	10.50	0.15	1.34	0.11	0.26	0.04	94.09	Mg#0.57
Mt	3	0.05	0.02	8.89	0.24	1.59	0.03	75.80	0.59	0.32	0.07	0.76	0.07	0.05	0.04	0.00	0.00	0.03	0.02	87.48	Mag72
RG	2	77.36	0.94	0.23	0.00	12.78	0.16	1.85	0.26	0.06	0.08	0.27	0.02	1.90	0.02	2.87	0.50	2.68	0.07	100.00	
GI (Opx)	6	76.86	0.59	0.16	0.16	12.32	0.26	2.22	0.65	0.04	0.06	0.55	0.40	1.62	0.32	2.89	0.19	3.34	0.57	100.00	
GI (Am)	1	77.30		0.20		12.43		1.41		0.00		0.28		1.64		3.13		3.61		100.00	

Table 2 (continued)

<i>n</i>	SiO ₂	TiO ₂	Al ₂ O ₃	FeO	MnO	MgO	CaO	Na ₂ O	K ₂ O	Total	Calc
1	76.86	0.47	12.34	1.73	0.12	0.20	1.24	2.92	4.11	100.00	
Grand Bay (DOM31)											
Plg (rim)	53.88	0.68	0.02	0.28	0.03	0.05	0.02	0.33	0.20	0.03	An52
Opx	51.79	0.13	0.09	25.62	0.49	0.09	0.34	1.08	0.04	0.02	En52
Mt	0.19	0.40	0.51	76.21	3.70	0.09	0.07	0.06	0.02	0.01	Mag71
Ilm	0.00	41.35	0.15	47.69	0.51	1.73	0.00	0.00	0.00	0.00	Ilm83
Cpx	51.49	0.31	0.03	10.93	0.36	0.46	0.13	0.22	0.04	0.00	Wo44
RG	77.50	0.25	13.10	0.76	0.02	0.09	1.80	3.68	2.81	100.00	
GI (Cpx)	79.36	1.09	0.00	0.42	0.03	0.04	0.01	0.42	3.18	0.07	100.00

All oxides in wt%; *n* indicates the number of EMP analyses on which the composition has been averaged. Numbers in *italic* give the 1σ deviation on the mean value; *Plg* plagioclase, *Opx* orthopyroxene, *amph* amphibole, *Mt* titanomagnetite, *Ilm* ilmenite (with *Ilm** representing a composition averaged on two ilmenites of the Layou PDC overlying the plinian fallout deposit), *RG* matrix glass, *GI* glass inclusion (host crystal in bracket); Calc gives the calculated anorthite content (An, mol%) for Plg, enstatite content (En, mol%) for Opx, magnesium number (Mg#) for Amph, magnetite content (Mag, mol%) for Mt, ilmenite content (Ilm, mol%) for Ilm

Experiments

Four dry starting glasses were prepared from powdered bulk natural pumices: two from the plinian deposits of Layou (LAY) and Roseau (ROS) and two from the main pumice flows of Grande Savane (GS) and Grand Bay (GB) (starting glass compositions in Table 1). These glass powders were saturated with vapour, either as pure H₂O (H₂O saturation) or H₂O-CO₂ mixtures (H₂O under-saturation), and sealed in gold capsules for crystallization experiments in internally heated pressure vessels (ISTO, France). The experiments lasted 7 to 10 days and the investigated conditions spanned temperatures (*T*) from 800 to 900 °C, pressures (*P*) from 150 to 400 MPa, oxygen fugacity (*f*_{O₂}) around NNO + 1 (one run at NNO + 2) and H₂O content from about 4.5 to 10.0 wt%, as reported in Table 3.

Global strategy to determine magma storage conditions

The first step towards estimation of magma storage conditions is to look at the phase compositions of the natural samples and use thermo-baro-oxy-metric formulations to retrieve *T-P-f*_{O₂} conditions of crystallization. Because these formulations have been calibrated against compositions or conditions that may be different from those of Dominica magmas, their suitability has been tested on experimental phases for which crystallization *P-T-f*_{O₂} were known. Results are provided in Supplementary material SM2. Yet, the pre-eruptive conditions retrieved from the natural products may only represent first-order estimations, because of uncertainties related to complex crystallization histories and to compositions potentially little sensitive to the intensive parameters. Alternatively, phase-equilibrium experiments may help refining these constraints by providing equilibrium phase assemblages, modal proportions and compositions, under controlled conditions of *P*, *T*, *f*_{O₂} and volatile content. Our goal is to retrieve a set of conditions, hereafter referred as possible magma storage conditions, for which the whole set of criteria compare at best between the experimental and natural samples.

Petrology and geochemistry of the dacitic ignimbrite deposits

Modal proportions

Dominica ignimbritic samples have phenocryst modal proportions of 30 ± 5%, whatever the eruptive deposit, including ~ 22% plagioclase, ~ 1–5% orthopyroxene, ~ 1%

Table 3 Experimental conditions and phase proportions

Run #	Sample	$X_{\text{H}_2\text{Oin}}$	Major phase (proportions in wt%)	Gl/cryst (vol%)	H_2O_m (wt%)	H_2O_c (wt%)
Run 1, 850 °C, 275 MPa, ~NNO + 1, 240 h						
850-275-L1	LAY	1	Gl(73) + Plg(12) + Amph(13) + Mt(2)	77/23	8.9	7.4
850-275-L0.8	LAY	0.78	Gl(53) + Plg(36) + Opx(10) + Mt(1)	60/40	6.2	5.8
850-275-R1	ROS	1	Gl(75) + Plg(11) + Amph(11) + Mt(3)	74/26	9.5	7.4
850-275-R0.8	ROS	0.78	Gl(54) + Plg(36) + Opx(10) + Mt(1)	66/34	6.7	5.8
Run 2, 850 °C, 190 MPa, ~NNO + 1, 208 h						
850-190-L1	LAY	1	Gl(73) + Plg(17) + Opx(7) + Mt(3)	71/29	8.7	5.8
850-190-L0.8	LAY	0.76	Gl + Plg + Opx + Mt	72/28	6.4	4.4
850-190-R1	ROS	1	Gl(72) + Plg(18) + Opx(7) + Mt(3)	62/38	9.3	5.8
850-190-R0.8	ROS	0.81	Gl(46) + Plg(47) + Opx(7) + Mt(2)	57/43	6.2	4.7
Run 3, 825 °C, 285 MPa, ~NNO + 1, 172 h						
825-285-L1	LAY	1	Gl(73) + Plg(14) + Amph(10) + Mt(3)	78/22	8.4	7.6
825-285-L0.8	LAY	0.80	Gl(55) + Plg(35) + Opx(10) + Mt(< 1)	55/45	–	6.1
825-285-R1	ROS	1	Gl(69) + Plg(17) + Opx(2) + Amph(9) + Mt(3)	73/27	9.1	7.6
825-285-R0.8	ROS	0.79	Gl(59) + Plg(30) + Opx(10) + Mt(1)	56/44	–	6.0
Run 4, 825 °C, 195 MPa, ~NNO + 1, 242 h						
825-195-L1	LAY	1	Gl + Plg + Opx + Mt	71/29	9.6	5.9
825-195-L0.8	LAY	0.82	Gl(54) + Plg(36) + Opx(8) + Mt(1) + Ilm(< 1)	60/40	–	4.8
825-195-R1	ROS	1	Gl + Plg + Opx + Mt	74/26	8.7	5.9
825-195-R0.8	ROS	0.78	Gl + Plg + Opx + Mt	63/37	–	4.6
Run 5, 850 °C, 375 MPa, ~NNO + 1, 162 h						
850-375-L1	LAY	1	Gl(74) + Plg(9) + Amph(14) + Mt(3)	78/22	9.8	9.9
850-375-L0.8	LAY	0.78	Gl(62) + Plg(25) + Amph(7) + Opx(5) + Mt(1)	68/32	7.9	7.7
850-375-R1	ROS	1	Gl(73) + Plg(10) + Amph(13) + Mt(3)	79/21	9.2	9.9
850-375-R0.8	ROS	0.79	Gl(58) + Plg(30) + Opx(10) + Mt(1) + Ilm(< 1)	67/33	8.2	7.8
Run 6, 850 °C, 225 MPa, ~NNO + 1, 190 h						
850-225-L1	LAY	1	Gl(76) + Plg(11) + Opx(2) + Amph(13) + Mt(2)	70/30	8.6	6.7
850-225-L0.9	LAY	0.89	Gl(64) + Plg(27) + Opx(8) + Mt(1)	64/36	–	6.0
850-225-L0.8	LAY	0.81	Gl(57) + Plg(32) + Opx(9) + Mt(1)	65/35	5.7	5.4
850-225-R1	ROS	1	Gl(73) + Plg(15) + Opx(5) + Amph(5) + Mt(2)	76/24	8.7	6.7
850-225-R0.9	ROS	0.89	Gl(61) + Plg(30) + Opx(8) + Mt(1)	72/28	–	6.0
850-225-R0.8	ROS	0.80	Gl(62) + Plg(28) + Opx(9) + Mt(1) + Ilm	67/33	–	5.4
Run 7, 900 °C, 300 MPa, ~NNO + 1, 190 h						
900-300-L1	LAY	1	Gl(90) + Amph(6) + Mt(4)	90/10	–	7.7
900-300-L0.8	LAY	0.80	Gl(70) + Plg(20) + Opx(8) + Mt(2)	69/31	–	6.2
900-300-R1	ROS	1	Gl(90) + Opx(7) + Mt(3)	89/11	–	7.7
900-300-R0.8	ROS	0.82	Gl(71) + Plg(19) + Opx(7) + Mt(3)	70/30	–	6.3
Run 8, 825 °C, 400 MPa, ~NNO + 1, 192 h						
825-400-L1	LAY	1	Gl(77) + Plg(11) + Amph(10) + Mt(2)	77/23	–	10.0
825-400-L0.8	LAY	0.80	Gl(49) + Plg(36) + Amph(<1) + Opx(13) + Mt(< 1) + Ilm(1)	56/44	–	8.1
825-400-R1	ROS	1	Gl(70) + Plg(15) + Amph(12) + Mt(3)	75/25	–	10.1
825-400-R0.8	ROS	0.81	Gl(51) + Plg(34) + Opx(14) + Mt(< 1) + Ilm(1)	51/49	–	8.2
Run 9, 875 °C, 400 MPa, ~NNO + 1, 215 h						
875-400-L1	LAY	1	Gl(88) + Amph(10) + Mt(2)	92/8	–	9.9
875-400-L0.8	LAY	0.82	Gl(72) + Plg(18) + Amph(5) + Opx(3) + Mt(2)	75/25	–	8.1
875-400-R1	ROS	1	Gl(79) + Plg(9) + Amph(9) + Mt(3)	83/17	–	9.9
875-400-R0.8	ROS	0.78	Gl(54) + Plg(33) + Opx(10) + Cpx(1) + Mt(1) + Ilm(1)	62/38	–	7.7
Run 10, 800 °C, 150 MPa, ~NNO + 2, 120 h						
800-150-GS1	GS	1	Gl + Pl + Amph + Opx? + Mt	~50	–	5.1
800-150-GB1	GB	1	Gl + Pl + Amph/Opx? + Mt	~50	–	5.1

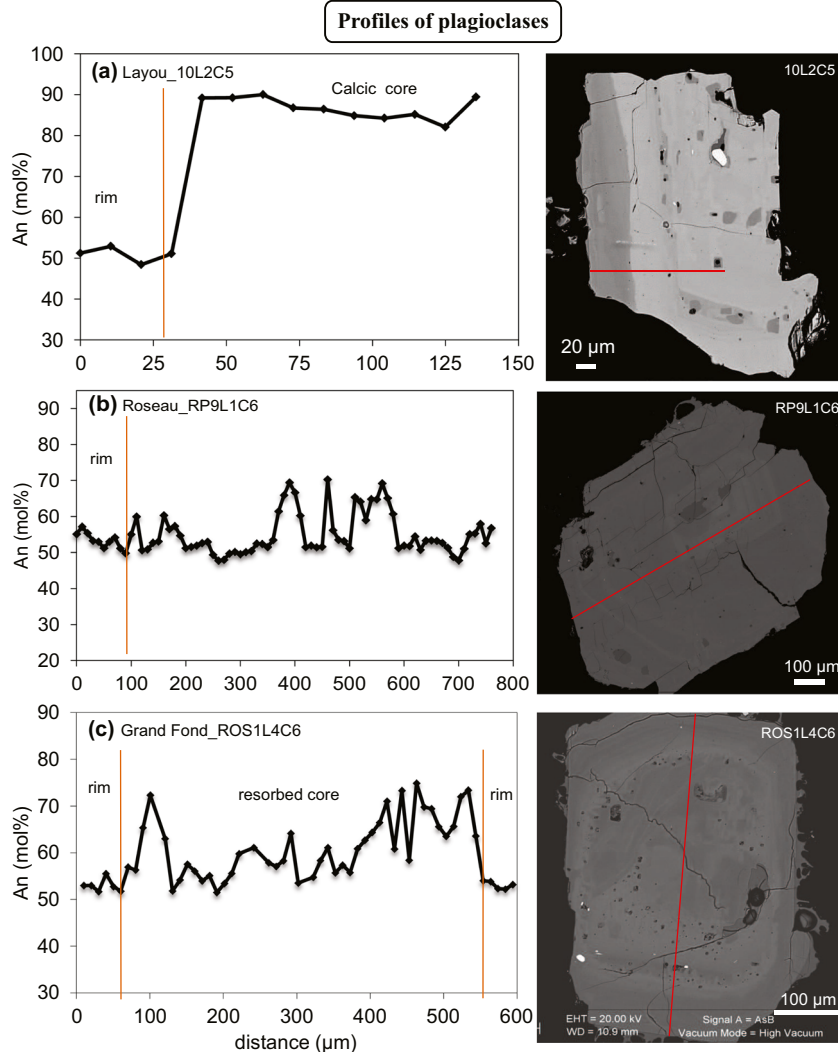
$X_{\text{H}_2\text{Oin}} = X_{\text{H}_2\text{O}}/(X_{\text{H}_2\text{O}} + X_{\text{CO}_2})_{\text{initial}}$. *Gl* glass, *Plg* plagioclase, *Opx* orthopyroxene, *Cpx* clinopyroxene, *Amph* amphibole, *Mt* titanomagnetite, *Ilm* ilmenite. Phase proportion calculated using mass balance calculation (where lacking Mt composition, one in the charge with the closest P - T - $X_{\text{H}_2\text{Oin}}$ conditions has been used) and determined by image analysis in vol% (assuming area and volume proportion compares) with Gl/cryst giving the volume proportion of glass over crystals. H_2O_m is melt H_2O content (wt%) determined by the EMP by-difference method and H_2O_c is melt H_2O content calculated after the formulation of Newman and Lowenstern (2002)

clinopyroxene, 1–3% Fe-Ti oxides and 0–5% amphibole (as traces in Grand Fond and Grand Bay, < 1% in Roseau and up to 5% in Layou and Grande Savane samples). Layou samples also show < 2% quartz as accessory mineral. Average compositions of the phenocrysts and glasses from the pumice samples are reported in Table 2.

Plagioclase

Core to rim compositional profiles were obtained for about 40 crystals of the different eruptions. Plagioclase often exhibits evidence for core resorption and marked oscillatory zoning (Fig. 2). Statistically speaking, three

Fig. 2 Selected profiles of plagioclase composition for pumice from **a** Layou, **b** Roseau and **c** Grand Fond. The position of the analysed profile is indicated by the red line-arrow in each BSE images



peaks can be identified in frequency histograms (Fig. 3). First, An_{53-58} dominates the plagioclase population, these compositions being found in both crystal cores and rims. Instead, An_{70-75} forms a secondary maximum corresponding to the middle part of oscillatory zoned crystals. Finally, An_{80-90} are mostly present as cores in rare crystals. For the purpose of constraining storage conditions just prior to eruption, the plagioclase rim composition in contact with the residual glass is of particular interest. A closer look at several profiles indicates An_{50-54} rim compositions for Layou and Grande Savane, and An_{53-58} for Roseau plagioclases, both ranges overlapping with the main peak of frequency histograms (Fig. 3).

Amphibole

The rare amphiboles in the Roseau samples are anhedral and rimmed by thick resorption boundaries suggesting mineral-melt disequilibrium. In contrast, the amphiboles

in Layou and Grande Savane samples are euhedral, large in size ($>300\text{ }\mu\text{m}$, up to millimetres in Grande Savane pumices), and free of any reaction rim. Layou amphibole BSE images reveal crystal growth zonation associated with compositional variations: Al_2O_3 content varies from 6.0–7.5 wt% at crystal rims to ~8–9 wt% in cores (Fig. 4a) and $Mg\#$ ($=Mg/(Mg + Fe_{tot})$, in moles) varies from 0.48 to 0.61 (Fig. 4b). Although all compositions overlap, Layou and Grande Savane amphiboles show the highest and lowest alumina contents, respectively (Fig. 5a). Roseau and Grande Savane amphiboles seem to lack the alumina-rich and low- $Mg\#$ cores observed in Layou phenocrysts; note that the anti-correlation between Al^{IV} and $Mg\#$ (Fig. 5b) is uncommon in the Lesser Antilles context, since most of natural (as well as experimental) amphiboles show the opposite trend (Pichavant et al. 2002; Martel et al. 2013). This indicates contrasted crystallization conditions for the alumina-rich $Mg\#$ -poor amphiboles and the alumina-poor $Mg\#$ -rich ones.

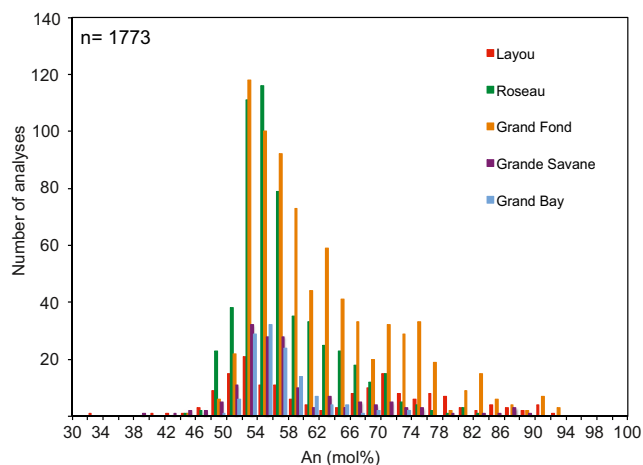


Fig. 3 Natural plagioclase compositions. Frequency histogram of chemical profiles in An mol% from natural plagioclases in Layou, Roseau, Grand Fond, Grand Bay and Grande Savane deposits. Roseau (in green), Grand Fond (in orange), Grande Savane (in purple) and Grand Bay (in blue) crystals show a unimodal distribution (peak at An_{53–55}), whereas Layou (in red) crystals have a bimodal distribution (peaks at An_{50–55} and An_{68–70})

Orthopyroxene

Orthopyroxenes are hypersthene with a large compositional range between En₄₇ and En₆₃ (Howe et al. 2014; Solaro 2017). Whereas ~15–20% of the orthopyroxenes show compositional zonings (either reverse, normal or multiple), most of them (~80–85%) are unzoned, so that their compositions may be considered as representative of the pre-eruptive conditions in the reservoir (Solaro 2017). Unzoned crystals have

compositions that slightly differ among eruptions: En_{49–50} for Grande Savane, En_{50–52} for Layou, En_{52–53} for Roseau and Grand Bay and En_{54–56} for Grand Fond samples (Table 2).

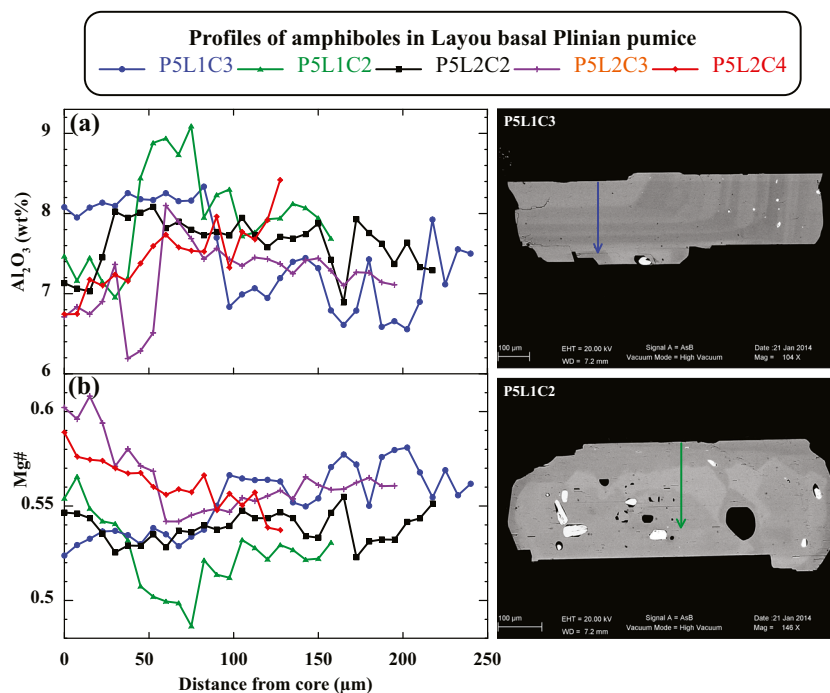
Clinopyroxene

In Roseau, Layou and Grand Bay samples, clinopyroxenes are diopsides, with Wo_{44–45} and En_{37–38} whatever the eruption considered (Table 2). Samples show Mg# between 0.61 and 0.71, with a broad peak at 0.68. Most of the Roseau, Layou and Grand Bay clinopyroxenes, and all of those (rare) clinopyroxenes present in Grand Fond and Grande Savane samples show strong evidence of resorption (marked by orthopyroxene overgrowths) suggesting that they are likely antecrysts.

Fe-Ti oxides

In the five studied ignimbritic deposits, Fe-Ti oxides comprise both titanomagnetites and ilmenites (Table 2). Titanomagnetites show compositions with ~75–80 wt% FeO_{tot} and ~10 wt% TiO₂ (Mag_{71–75}, calculated after Sauerzapf et al. 2008). Ilmenites contain ~48 wt% FeO_{tot} and ~45 wt% TiO₂ (Ilm_{83–87}, calculated after Sauerzapf et al. 2008). The Fe-Ti oxides in Layou samples (Mag_{72–74} and Ilm_{85–86}, on average) suggest slightly more reduced conditions of crystallization than for the Roseau pumice (Mag_{73–75} and Ilm_{84–85}, on average).

Fig. 4 Selected profiles of amphiboles in Layou basal Plinian pumice, showing variations in **a** Al₂O₃ content and **b** Mg# = Mg/(Mg + Fe_{tot}). The BSE images of two of the amphiboles in which profiles were performed highlight crystal growth zonation of different compositions



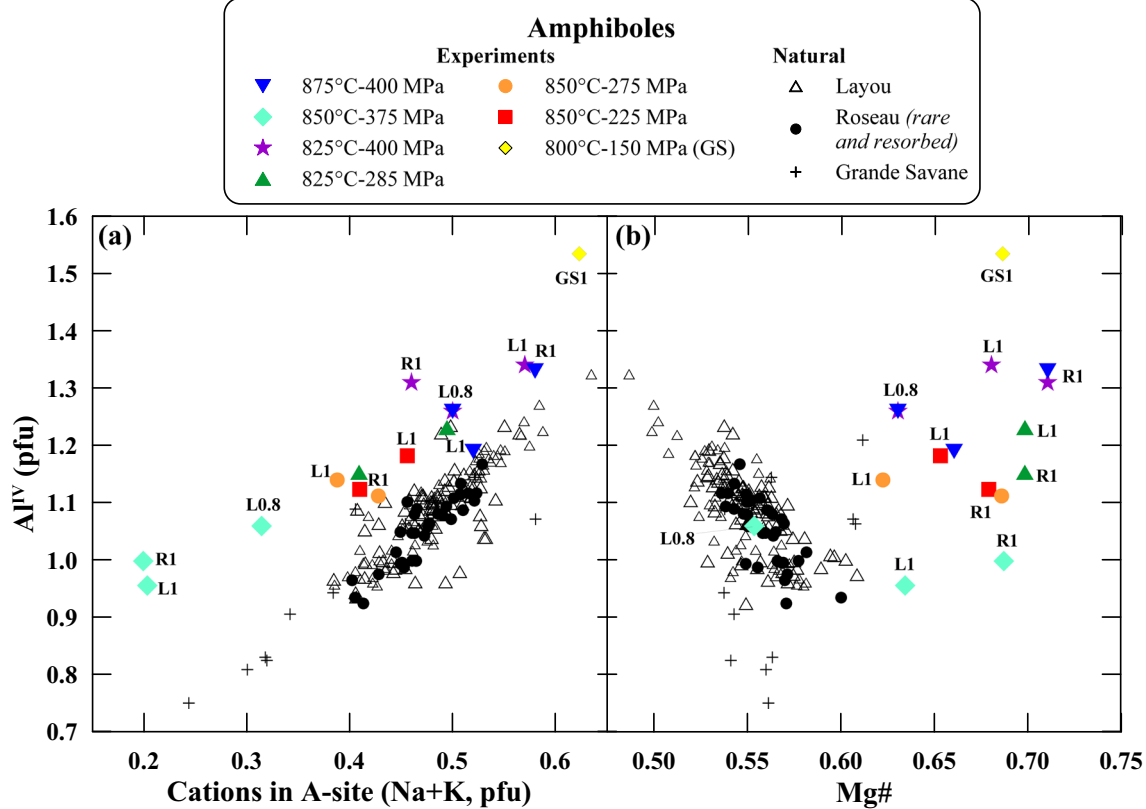


Fig. 5 Natural and experimental amphibole compositions. **a** Al^{IV} pfu vs. number of cations in the A-site and **b** Al^{IV} vs. Mg# = $Mg/(Mg + Fe_{tot})$; recalculated with iron as FeO and on a H_2O -free 23 oxygen basis; note that Al^{IV} is anti-correlated to Mg#. Labels on experimental data

correspond to the starting glass composition (L for LAY and R for ROS) with $X_{H_2O_{in}}$ (1, 0.9 or 0.8) as in Table 3. The natural amphiboles are shown for comparison (black symbols)

Residual glasses and glass inclusions

The major and trace element compositions and the speciation and content of volatiles dissolved in both, residual glasses and glass inclusions, have been determined by Balcone-Boissard et al. (2018) using secondary ion mass spectroscopy (SIMS). The results are summarized below.

Post-entrapment crystallization has been calculated to be negligible (1–2%) for the glass inclusions trapped in orthopyroxene and up to 19% for those trapped in plagioclase. For the latter, only glass inclusions with a calculated post-entrapment crystallization $\leq 8\%$ have been considered for their major-element composition. Residual glasses and glass inclusions from Roseau, Layou, Grand Fond, Grand Bay and Grande Savane pumice are all rhyolitic, showing 75–80 wt% SiO_2 , 11–14 wt% Al_2O_3 , 1.0–2.5 wt% CaO, 0–3 wt% FeO and 4.9–6.5 wt% $Na_2O + K_2O$. In detail, however, there are significant compositional differences. Firstly, the composition of the glass inclusions slightly varies with the host mineral, often being enriched in components from the host (i.e. plagioclase, orthopyroxene, clinopyroxene, amphibole or ilmenite; Table 2). Secondly, Roseau and Layou residual glasses are slightly less differentiated than glass inclusions, with a narrower compositional range (75–78 wt% SiO_2 ; Fig. 6),

which reflects either post-entrapment modifications of inclusions or/and input of a more mafic melt prior to eruption. In contrast, Grande Savane residual glasses and glass inclusions compare well and are less differentiated (76–78 wt% SiO_2) than those of Layou samples (> 77.5 wt% SiO_2 ; Fig. 6).

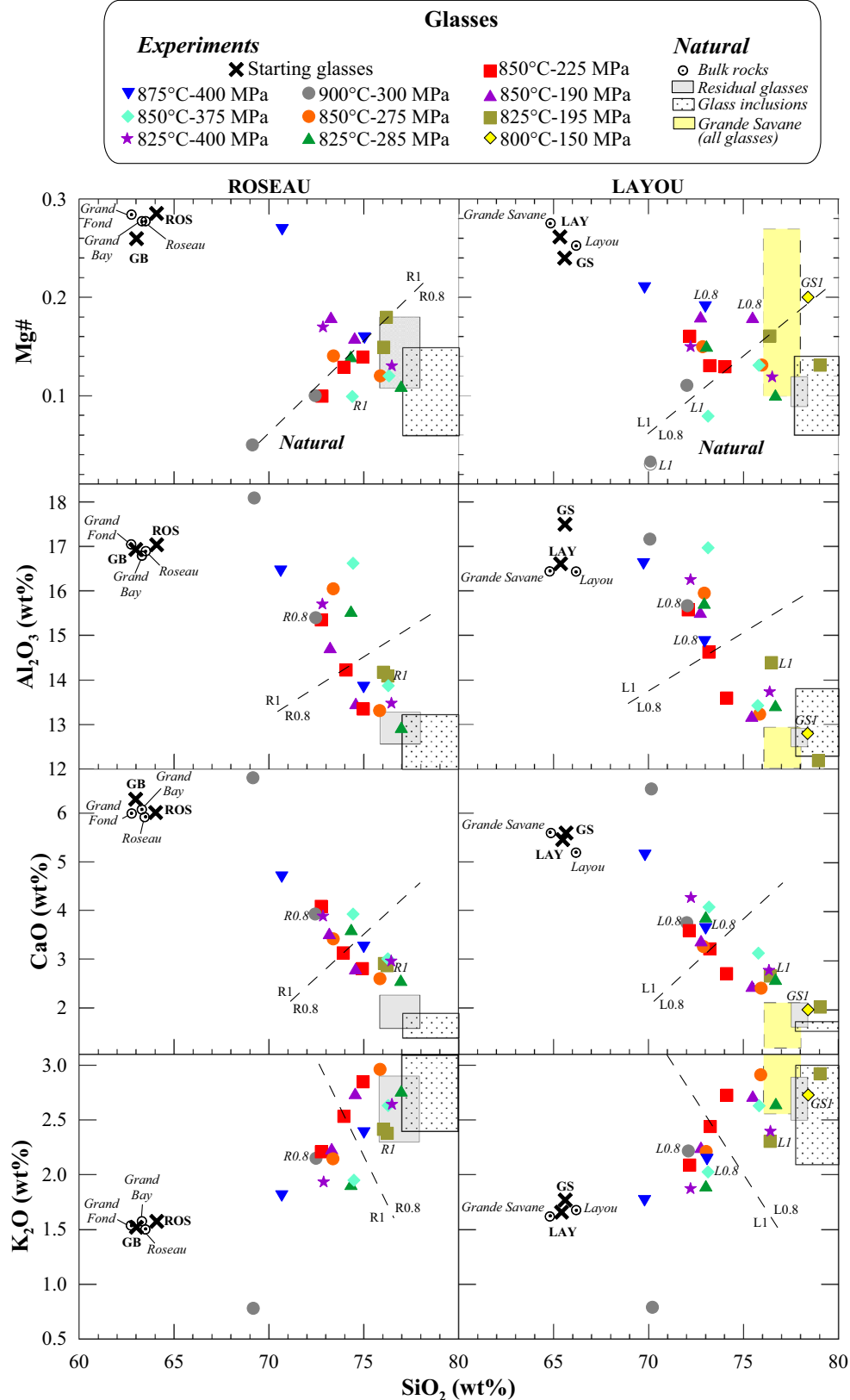
The orthopyroxene-hosted glass inclusions display H_2O contents between 6.5 and 7.6 wt% in Layou pumice, between 5.5 and 7.5 wt% in Roseau pumice and from 4.5 to 6.3 wt% in Grand Fond pumice. The plagioclase-hosted glass inclusions contain 4.5 to 6.5 wt% H_2O , i.e. about 1–2 wt% less than in orthopyroxene-hosted ones. The glass inclusions also contain up to 440 ppm CO_2 .

Crystallization conditions retrieved from the natural samples

Temperature and redox state

The presence of both titanomagnetite and ilmenite phenocrysts in pumice samples can be used to constrain the T - f_{O_2} conditions of crystallization, using the thermo-oxy-meter formulation of Ghiorso and Evans (2008). The calculation is validated against the experimental charge at 875 °C and 400 MPa (run #9) that gives a f_{O_2} of NNO + 1.1 in agreement

Fig. 6 Natural and experimental glass compositions of Roseau (left) and Layou (right) samples, presented as (in wt%) SiO₂ vs. Mg#, Al₂O₃, CaO, and K₂O. Labels correspond to the starting glass composition (L for LAY and R for ROS) with $X_{\text{H}_2\text{O in}}$ (1 or 0.8; respective fields delimited by dashed lines) as in Table 3. The compositions of the natural residual glasses (grey box), glass inclusions (dot box) and Grande Savane glasses (yellow dashed box), are represented for comparison; natural data from Balcone-Boissard et al. (2018)



with the redox sensor, although the calculated T is underestimated by about 60 °C (SM2A). In Grand Fond and Grand Bay (Roseau-like) samples, neighbouring titanomagnetites and ilmenites that passed the chemical equilibrium test of Bacon and Hirschmann (1988) give T of ~855–860 °C and a f_{O_2} of NNO + 0.6 to + 0.7. Layou Fe-Ti oxides suggest a slightly lower T of ~820 °C for a f_{O_2} of NNO + 0.6 (SM2A), in agreement with the ~720–820 °C range determined in Layou ignimbritic deposits (Howe et al. 2014).

The crystallization T may be calculated from amphibole composition using the formulation of Ridolfi and Renzulli (2012) which, as validated by Erdmann et al. (2014), mostly returns reliable T values. When applied to the natural amphiboles with 6–7 wt% Al_2O_3 , the calculation suggests T from 774 to 809 °C and a f_{O_2} of ~NNO + 1 (SM2B). For the Layou amphiboles with ~9 wt% Al_2O_3 , the calculated T is ~827 °C and the f_{O_2} is ~NNO + 0.7 (SM2B), which is about 20–50 °C higher and slightly more reduced than calculated for the 6–7 wt% Al_2O_3 -bearing amphibole.

Another means of estimating crystallization T is to use the orthopyroxene-melt geothermometer of Putirka (2008), based on the Fe-Mg partitioning between orthopyroxene and melt. Couples of equilibrated orthopyroxenes and glass inclusions (partition coefficient $K_D = 0.29 \pm 0.06$; Putirka 2008; K_D confirmed by the present experiments) return 850–860 °C for Layou samples, in agreement with T retrieved from Fe-Ti oxides, and 870–890 °C for Roseau and Grand Fond samples (SM2C). These values fall in the range of 800–940 °C determined on (low Mg#) orthopyroxene-melt couples in ignimbritic samples from Dominica Island by Howe et al. (2015).

Crystallization T can be calculated from plagioclase-melt equilibrium, which strongly depends on melt H_2O content (Putirka 2008; Waters and Lange 2015). The model of Waters and Lange (2015) is applicable to conditions of H_2O -saturation in fluids and H_2O contents < 8.3 wt%. Results roughly agree with the run T , but tend to overestimate T by at most 30 °C for H_2O contents ~5.0 wt%, whereas underestimating T by up to 45 °C for H_2O contents ~7.5 wt% (SM2D). Calculated T for Layou or Roseau samples (plagioclase rim and melt inclusions or residual glass) suggest T of ~780 °C for melt H_2O content of 7.6–7.8 wt% (maximum H_2O contents of orthopyroxene-hosted glass inclusions) and T of ~820 °C for melt H_2O content of 6.5 wt% (maximum H_2O contents of plagioclase-hosted glass inclusions).

Pressure

Although P may be retrieved from amphibole composition (Ridolfi and Renzulli 2012; Erdmann et al. 2014), tests using the experimental amphiboles yielded poor agreement between run and calculated pressures (with

calculated pressures underestimating experimental ones by ~100 MPa; SM2B).

P may be retrieved directly from the volatile contents of the glass inclusions, assuming that the melt was trapped in the magma chamber and did not suffer significant post-entrapment crystallization or volatile loss. From the glass inclusions trapped in orthopyroxenes and using the H_2O - CO_2 solubility model of Newman and Lowenstern (2002) for rhyolitic liquids at 850 °C, Balcone-Boissard et al. (2018) suggest P from 250 to 350 MPa for the Layou samples, 200 to 300 MPa for the Roseau samples (with a single value suggesting an entrapment pressure of 150 MPa) and 160 to 270 MPa for the Grand Fond samples (with a single inclusion suggesting an entrapment pressure of 750 MPa). Glass inclusions trapped in plagioclase phenocrysts systematically suggest lower entrapment pressures. The high pressures deduced from the H_2O - CO_2 contents of the glass inclusions in orthopyroxenes and plagioclases are in agreement with those deduced from the H_2O -chlorine data, i.e. ≥ 200 MPa (Balcone-Boissard et al. 2018). Such a pressure range is also in good agreement with the range of 200–350 MPa calculated from multiple-reaction geobarometry on Dominica crustal xenoliths (Zibera et al. 2017).

Summary

The pre-eruptive storage conditions deduced from the petrological study of the natural pumice samples suggest for Roseau magma: T from 780 to 890 °C, f_{O_2} from NNO + 0.6 to + 1.0, up to 7.5 wt% H_2O dissolved in melt and P of ~350 MPa. For Layou magma, we have T from ~775 to 860 °C, f_{O_2} ~NNO + 0.6, up to 7.6 wt% H_2O dissolved in melt and P of ~350 MPa. In order to confirm such exceptional magma storage conditions in the Antilles arc and contribute to the general issue of how large magma bodies survive cooling and become eruptible, a set of phase-equilibrium experiments is presented below.

Phase equilibria

The aim of the phase equilibria was to define crystallization conditions that first reproduced the Layou samples. That is, 30 ± 5 wt% phenocrysts consisting of An_{50-54} , En_{50-52} , amphibole with 6–7 wt% of Al_2O_3 (hereafter referred as to Am_{6-7}), Mag_{72-74} , Ilm_{85-86} and minor quartz, coexisting with 77–80 wt% SiO_2 residual liquid (Liq_{77-80}). The experiments were also run to define the Roseau sample conditions, i.e. 30 ± 5 wt% phenocrysts consisting of An_{53-58} , En_{52-53} , Mag_{73-75} and Ilm_{84-85} , coexisting with Liq_{76-77} . Amphibole (strongly resorbed) and clinopyroxene are assumed to be unstable in the top of the Roseau reservoir.

Phase relationships and proportions

In the H₂O-saturated charges (Fig. 7a, c), the crystallization sequence for decreasing *P-T* conditions is magnetite (liquidus phase), plagioclase and orthopyroxene, the last two appearing at slightly higher *P-T* conditions in ROS than in LAY. Amphibole is stable in a field above 150 MPa/800 °C and 300 MPa/875 °C. Ilmenite was not found.

In the H₂O-undersaturated charges (Fig. 7b, d), titanomagnetite, ilmenite, plagioclase and orthopyroxene are ubiquitous for both compositions for the investigated *P-T* conditions. For $X_{\text{H}_2\text{Oin}} \sim 0.8$, the major difference between LAY and ROS comes from amphibole that is stable in LAY at $P > 300$ MPa (Fig. 7b), whereas it is absent in ROS (Fig. 7d). Clinopyroxene may be present in ROS at 400 MPa and 875 °C. Quartz did not crystallize.

Total crystallinities range from ~ 10 wt% at high H₂O contents and high *T* to ~ 50 wt% at low H₂O contents and low *T*. Crystallinities deduced from mass balance calculations and image analysis are in broad agreement, differing on average by less than $\pm 5\%$, exceptionally 10–12% in a few charges (Table 3).

Phase compositions

The experimental phase compositions are given in Supplementary material SM3. Magnetites are Mag_{76–83} in the H₂O-saturated charges and Mag_{65–76} in the H₂O-undersaturated charges. Ilmenites from the H₂O-undersaturated charges are Ilm_{81–89} (SM3A).

Plagioclase covers a wide compositional range from An₈₇ to An_{52–54} (Fig. 7; SM3B). This confirms previous conclusions on the strong influence of melt H₂O content and *T* on its composition (Martel et al. 1999; Fig. 8).

Orthopyroxene is hypersthene ranging from En₄₃ to En₆₈ (Fig. 7; SM3C). Its composition is known to be strongly dependent on f_{O_2} (Martel et al. 1999), but since f_{O_2} was kept approximately constant in our experiments, its compositional variation is mainly attributed to changes in *P-T-H*₂O conditions. Indeed, a *T* increase from 825 to 875 °C at constant H₂O content and *P* (300 or 400 MPa) increases the En content by 10–15 mol% (Fig. 8). The effect of total *P* at constant H₂O content is also remarkable: for ~ 6 wt% H₂O at 850 °C, En in orthopyroxene decreases from En₆₆, En₅₇ to En₅₂ with increasing *P* from 200, 250, to 300 MPa (Fig. 8a). In contrast, at 850 °C and 250 MPa, En increases from En₅₄, En₅₇ to En₆₂ with melt H₂O contents increasing from 5.5, 6.0 to 6.8 wt% (Fig. 8a).

Amphibole is a hornblende with 44–49 wt% SiO₂, 8–12 wt% Al₂O₃, 9–11 wt% CaO, 11–16 wt% FeO and 11–15 wt% MgO (SM3D). Fe-Mg and Al-Si amphibole-melt K_D are 0.13 ± 0.04 (calculated with total Fe as FeO) and 0.95 ± 0.06 , respectively, in agreement with previous studies

on similar magma compositions (Martel et al. 1999; Pichavant et al. 2002). For given *P-T* conditions, amphibole in H₂O-saturated samples has higher Mg# than in the H₂O-undersaturated samples, consistent with their slightly higher f_{O_2} (Fig. 5b).

Experimental glass is dacitic to rhyolitic, with 69–79 wt% SiO₂, 12–18 wt% Al₂O₃, 2–7 wt% CaO and 1–3 wt% K₂O (Fig. 6; SM3E). The glass H₂O content ranges from 5.7 wt% at 200 MPa to 9.8 wt% at 375 MPa (estimated with the by-difference method; SM1), mostly in agreement (within 1.5 wt%) with H₂O contents calculated for a rhyolitic melt using the formulation of Newman and Lowenstern (2002).

Discussion

Pre-eruptive storage conditions of Dominica magmas

Roseau-like compositional group

The Roseau Plinian pumice consists of $30 \pm 5\%$ phenocrysts with 22% An_{53–55} plagioclase, 1–5% En_{52–53} orthopyroxene, 1–3% Mag_{72–75} and Ilm₈₄. This phase assemblage was experimentally reproduced below ~ 875 °C at 250 MPa (Fig. 7c) for H₂O-saturated conditions and below 875 °C at 400 MPa for H₂O-undersaturated conditions (Fig. 7d). H₂O-saturated conditions can be ruled out since neither experimental plagioclase (\sim An₇₅ at 850 °C, 375 MPa) nor orthopyroxene ($>$ En₅₇ at 850 °C, ~ 200 MPa) match natural phenocryst rim compositions. The experiments that best reproduce Roseau pumice phenocrysts are those performed around 400 MPa, 850 °C and for $X_{\text{H}_2\text{Oin}} \sim 0.8$ (Fig. 7b). These conditions also allow the natural residual glass compositions (75.5–78.0 wt% SiO₂) to be broadly reproduced despite Al₂O₃ and CaO being slightly overestimated (by 1 wt%; Fig. 6) and plagioclase modes being higher in the experiment (30% at 850 °C, 375 MPa) than in pumice (22%). Therefore, best estimates for the pre-eruptive conditions of the Roseau magma include a pressure of ~ 400 MPa (equivalent to a depth of ~ 16 km considering a rock density of 2.45 g/cm³), a temperature of 850 °C, a f_{O_2} of NNO + 1 and a melt H₂O content of ~ 7 –8 wt%. These results agree with the *T-f*_{O₂} data calculated from Fe-Ti oxides pairs in Grand Fond samples (Roseau-like compositional group) and with the highest H₂O contents measured in the orthopyroxene-hosted glass inclusions (Balcone-Boissard et al. 2018).

The mismatch noted above for Al₂O₃ and CaO between experimental and natural residual glasses is most probably due to a small compositional difference between the starting ROS sample and the reactive magma (i.e. the subsystem at chemical equilibrium under the pre-eruptive conditions, Pichavant et al. 2007; SM1). It is likely that the bulk ROS is slightly too high in Al₂O₃ and CaO than the reactive magma

(a) LAY
 $X_{H_2O}=1$

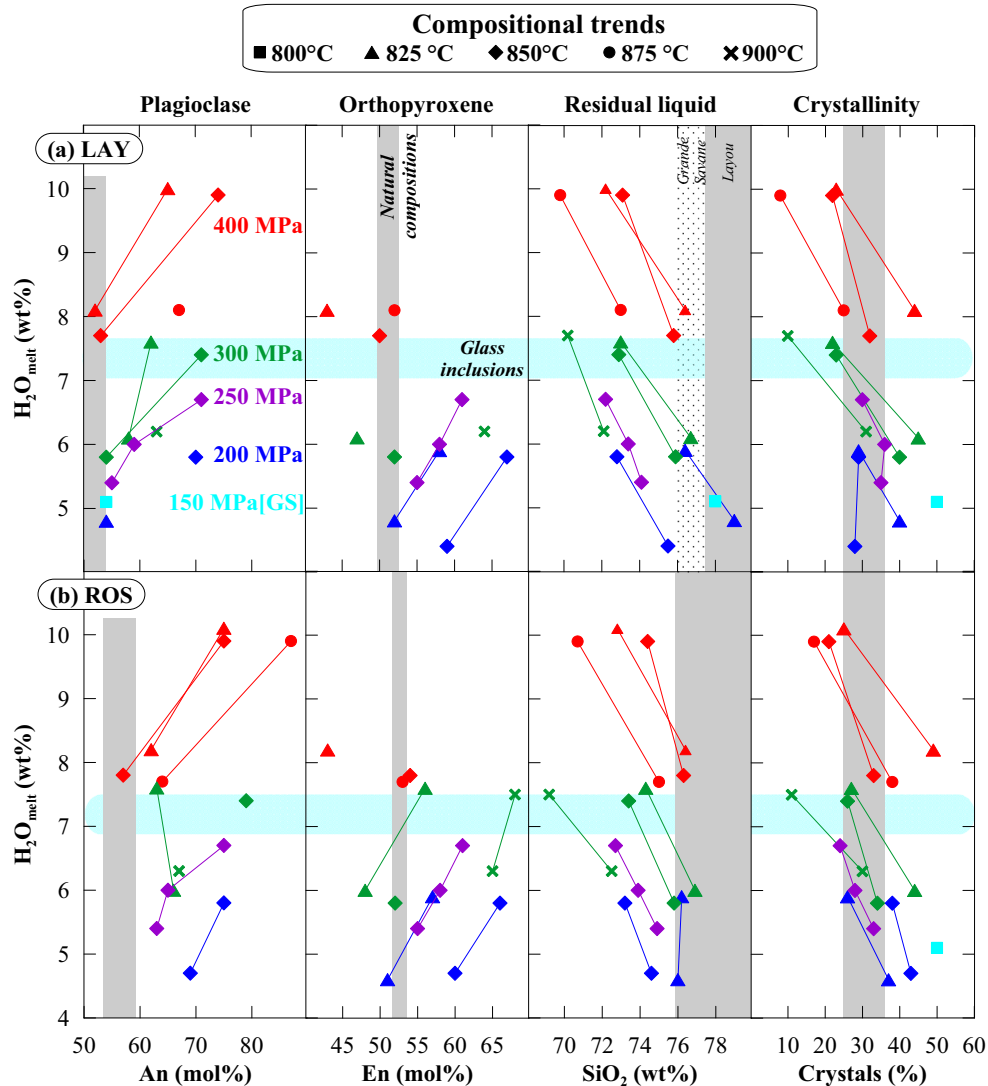
(b) LAY
 $X_{H_2O}=0.8$

(c) ROS
 $X_{H_2O}=1$

(d) ROS
 $X_{H_2O}=0.8$

The figure consists of four panels (a-d) showing Total pressure (MPa) vs. Temperature ($^{\circ}\text{C}$) pseudosection diagrams. Panels (a) and (c) are for the LAY system at $X_{H_2O}=1$, while (b) and (d) are for the LAY system at $X_{H_2O}=0.8$. Panels (a) and (b) show the LAY system, and (c) and (d) show the ROS system. The y-axis ranges from 150 to 400 MPa, and the x-axis ranges from 775 to 900 $^{\circ}\text{C}$. Mineral stability fields for Plg, Mt, Opx, Amph, and Liq are shown. Data points are labeled with sample numbers and mineral compositions. A legend box in panel (a) defines the symbols used for different mineral assemblages.

Fig. 8 Compositional trends as a function of melt H_2O content (calculated after Newman and Lowenstern (2002) for the experimental glasses; Table 3) showing anorthite mol% in plagioclase, enstatite mol% in orthopyroxene, SiO_2 wt% in the residual liquid and crystal content (from left to right) in **a** LAY and **b** ROS experiments at ~ 200 MPa (in blue), 250 MPa (in purple), ~ 300 MPa (in green) and ~ 400 MPa (in red). The vertical grey bands represent the natural data as given in Fig. 7 and the horizontal blue bands give the maximum H_2O content measured in the glass inclusions (measured by SIMS, Balcone-Boissard et al. 2018)



since it hosts a population of plagioclases more calcic than rim compositions (see Fig. 3). This leads to experimental residual melts that are slightly too rich in calcic plagioclase components (Al_2O_3 and CaO) and also to charges slightly too crystal-rich because experimental plagioclases are not zoned. However, if comparison is made with compositions of glass inclusions, the disagreement between experimental and natural glasses worsens. Glass inclusions in Roseau can reach SiO_2 contents up to 80 wt% (Fig. 6). As developed below for Layou, liquids with SiO_2 contents in this range must be in equilibrium with quartz. Therefore, the lack of quartz in the Roseau group indicates that the major-element composition of such liquids is controlled locally, most probably through post-trapping crystallization and re-equilibration of the inclusions.

The Roseau, Grand Fond and Grand Bay ignimbric deposits come from the same eruptive centre (Morne Trois Pitons-Micotrin; Boudon et al. 2017). All show comparable bulk-rock compositions in major (i.e. 63–64 wt% SiO_2 , \sim

4.5 wt% $\text{Na}_2\text{O} + \text{K}_2\text{O}$; Table 1 and Fig. 6) and trace elements (Boudon et al. 2017), as well as similar phenocryst assemblages (including unstable amphibole) and compositions (Table 2; Boudon et al. 2017). Therefore, the experimental results on the ROS sample are considered equally applicable to the Grand Fond and Grand Bay magmas, suggesting identical pre-eruptive conditions ($\sim 850^\circ\text{C}$, ~ 400 MPa, $\Delta\text{NNO} + 1$ and ~ 7 wt% H_2O) for the three ignimbric eruptions.

Layou-like compositional group

The Layou Plinian pumice consists of $30 \pm 5\%$ phenocrysts, with 22% An_{50-54} , 5% Am_{9-10} rimmed by Am_{6-7} , 1–5% En_{50-52} , 1–3% Mag_{72-74} and Ilm_{85-86} and minor quartz. The main part of this assemblage was experimentally reproduced between 150 and 250 MPa at $T \sim 800$ – 850°C under H_2O -saturated conditions (Fig. 7a) and for $P > 300$ MPa at 825 – 875°C under H_2O -undersaturated conditions (Fig. 7b).

However, H₂O-saturated conditions are not appropriate for the Layou pre-eruptive magma. At 800 °C and 150 MPa H₂O-saturated, the natural plagioclase composition is reproduced but the crystallinity (~50%) is higher than expected (~30%) and the amphibole is too high in Al₂O₃ (12 wt%). There is also a mismatch concerning magnetite (too TiO₂-poor), a consequence of a highly oxidizing experimental f_{O_2} (~NNO + 2; Fig. 7a). At 850 °C and 225 MPa H₂O-saturated, the correct crystallinity is obtained but both plagioclase and orthopyroxene have An and En contents higher by ≥ 10 mol% than the corresponding phenocrysts. In comparison, the H₂O-undersaturated run at 850 °C and 375 MPa is very close to reproduce the natural samples. It crystallizes ~25 wt% An₅₃, 7 wt% Am₁₀, 5 wt% En₅₀ and <1 wt% Mag₇₄ (Fig. 7b; Table 3). Clinopyroxene is absent, in agreement with the natural phase assemblage. Therefore, the main part of the Layou magma likely crystallized at 350–400 MPa (equivalent to a depth of ~14–16 km) and ~850 °C, under a f_{O_2} of NNO + 0.6, and with a melt H₂O content of ~7.5–8.0 wt%. These conditions agree with the T - f_{O_2} deduced from the Am_{9–10} compositions and the orthopyroxene-liquid thermometer (SM2B-C) and with the ~7.5 wt% H₂O contents of the orthopyroxene-hosted glass inclusions (Balcone-Boissard et al. 2018).

Nevertheless, the Layou experimental charges and natural products differ in important three main aspects. First, amphibole is a minor but characteristic phase in Layou deposits, stable in a much larger domain in the LAY than in the ROS composition (Fig. 7). Yet, our experimental amphiboles do not reproduce well the compositions of amphibole phenocrysts (Fig. 5). Amphiboles with 9–10 wt% Al₂O₃ (Am_{9–10}; corresponding to cores) have been experimentally synthesized (e.g. at 400 MPa, 825 and 875 °C) but they have Mg# significantly higher than the natural crystals, as most experimental amphiboles, and compositions corresponding to Am_{6–7} rims (Fig. 4a) have not been reproduced. Experimental amphiboles plot along a broadly positive Al₂O₃ vs. Mg# trend that contrasts with the well-defined negative correlation shown by the phenocrysts (Fig. 5). Only one experimental amphibole (at 375 MPa, 850 °C) plots in the natural amphibole field (Fig. 5). To complement our experiments and refine the crystallization conditions for Layou amphiboles, additional experimental constraints from the literature have been used. The main conclusions are twofold. First, that Am_{6–7} can crystallize from a rhyolitic/granitic magma with ~72 wt% SiO₂ (Dall’agnol et al. 1999) and Am_{9–10} from a dacitic magma with 65–68 wt% SiO₂ (e.g. sample# 875-400-L1 in SM3D; Scaillet and Evans 1999; Cadoux et al. 2014). Second, the high-Al₂O₃ low-Mg# end of the Layou natural amphibole field requires more reduced conditions than the f_{O_2} range imposed in this study, being well reproduced by <NNO experiments on Santorini rhyodacites (Cadoux et al. 2014). In comparison, the low-Al₂O₃ high-Mg# end of the trend is

compatible with redox conditions between NNO and NNO + 1, suggesting that additional LAY experiments at <825 °C could produce amphiboles in this part of the array. To summarize, the Layou natural amphibole array reflects mixing between two amphibole end-member populations present in the plumbing system, one (Am_{9–10}) corresponding to a phase crystallizing from dacitic magmas under relatively reduced conditions and the other (Am_{6–7}) to a crystallization product of rhyolitic magmas under “average” f_{O_2} conditions. Independent evidence for parts of the Layou magma storage zone being relatively reduced comes from the T - f_{O_2} data which include a group of data points clustered at NNO to NNO-0.2 (Howe et al. 2014).

Second, quartz occurs as euhedral crystals in Layou deposits, whereas it has not been found in our experiments. Yet, quartz is known to saturate during the crystallization of intermediate bulk compositions such as the Taupo dacite (Conrad et al. 1988), the Pinatubo dacite (Scaillet and Evans 1999; Prouteau and Scaillet 2003) and the Unzen dacite (Holtz et al. 2005). For a constant (dacitic) bulk composition, quartz saturation depends on three variables (which also control the SiO₂ content of the melt at saturation): temperature, melt H₂O content and pressure. Between 200 and 400 MPa, quartz saturates at temperatures from ~775 °C to up to 950 °C, for <4 to ~8 wt% H₂O in the melt; melt SiO₂ contents at saturation range from 71 to a maximum of 76–77 wt%, being positively correlated with H₂O and inversely correlated with temperature (Scaillet and Evans 1999; Prouteau and Scaillet 2003; Holtz et al. 2005). For melt H₂O concentrations as in Dominica magmas (6–8 wt%), quartz saturation would be expected for 76–77 wt% SiO₂ in the melt, i.e. in the same range as our most evolved experimental liquids (Fig. 6). Therefore, the most SiO₂-rich melts generated from the crystallization of ROS and LAY are quartz-undersaturated (since quartz is lacking in experimental charges) but evolve near quartz saturation. It is most likely that additional experiments at temperatures lower than investigated (<800 °C?) would lead to the appearance of quartz in experimental phase assemblages. We therefore interpret the presence of quartz crystals in the Layou deposit as evidence for parts of the magma plumbing system being slightly colder (<800 °C?) than the main magma body (~850 °C). This conclusion is consistent with the dispersion in the T - f_{O_2} data for Layou and the presence of a group of points at ~780 °C (Howe et al. 2014).

Third, Layou residual glasses are slightly more SiO₂-rich than Roseau (77.5–78.5 vs. 75.5–78 wt%), all being less silicic than glass inclusions which, for both Roseau and Layou, reach up to 80 wt% SiO₂ (Fig. 6). In both systems, compositions of inclusions are outside the range of experimental pre-eruptive melts. The slightly higher silica content in Layou than in Roseau residual glasses is consistent with the presence of quartz crystals which imposes quartz saturation in Layou residual melts. Glass inclusions have SiO₂ concentrations that

extend to beyond quartz saturation, whether defined from experiments (76–77 wt% SiO₂, see above) or by the Layou quartz-saturated residual glasses (77.5–78.5 wt% SiO₂). Liquids above the quartz saturation threshold must be considered as metastable (they should crystallize quartz to equilibrate their SiO₂ concentration) if brought under conditions defined above for pre-eruptive magma storage. Alternatively, these liquids could reflect equilibration at pressures much lower than the pre-eruptive range (350–400 MPa) because decreasing pressure shifts quartz saturation towards higher melt SiO₂ contents. Last, the fact that glass inclusion compositions vary with the host crystal indicates local compositional control, most probably by crystallization and dissolution reactions involving the trapped liquid and the host crystal. We conclude that no direct relation can be established between glass inclusion major-element compositions and pre-eruptive liquids.

The prime implication of the complexities recognized above for the Layou magma is that some parts of the storage zone evolved under conditions significantly different from the main magma body (~850 °C, 350–400 MPa, ~NNO + 0.6 and ~7.5–8.0 wt% H₂O in the melt). In particular, the Am_{6–7} rims around Am_{9–10} cores, the presence of a few An_{40–50} rims around plagioclases and the occurrence of quartz suggest that some portions of the magma body underwent further cooling and differentiation. Although data are lacking to constrain the crystallization conditions of those magma batches, cooling down to ~780 °C would be consistent with the presence of quartz, the Fe-Ti oxide T_{fO_2} data (Howe et al. 2014) and amphibole thermometry (lower T for Am_{6–7} than for Am_{9–10}; SM2A-B), whereas a f_{O_2} of ~NNO + 1 is suggested by Mg# in Am_{6–7} and Am_{6–7} oximetry (Fig. 5b and SM2B). Cooling-induced differentiation of the Layou dacitic magma could have led to the segregation of rhyolitic (~72 wt% SiO₂) magma batches from which the Am_{6–7} and <An₅₀ co-crystallized. There is no clear evidence to constrain the H₂O content and crystallization P for these magma pockets, but cooling-induced differentiation is more likely to have occurred above the top of the main reservoir (i.e. ≤350–400 MPa). Furthermore, the destabilized Am_{6–7} in the Roseau Plinian pumice could be inherited from similar differentiated magma parts. Another interesting aspect of the Layou data is the evidence from amphibole compositions (Am_{9–10}) of the presence of a reduced component in the magma storage region. Reduced volcanic rocks are very rare in the Lesser Antilles but 8.5 Ma-old fayalite-ferroaugite dacites, rhyodacites and rhyolites are known on St Lucia (Le Guen de Kerneizon et al. 1982). They evolved under a f_{O_2} significantly <NNO as estimated from compositions of titanomagnetite phenocrysts and using the Ti vs. Mg# plot of Martel et al. (1999).

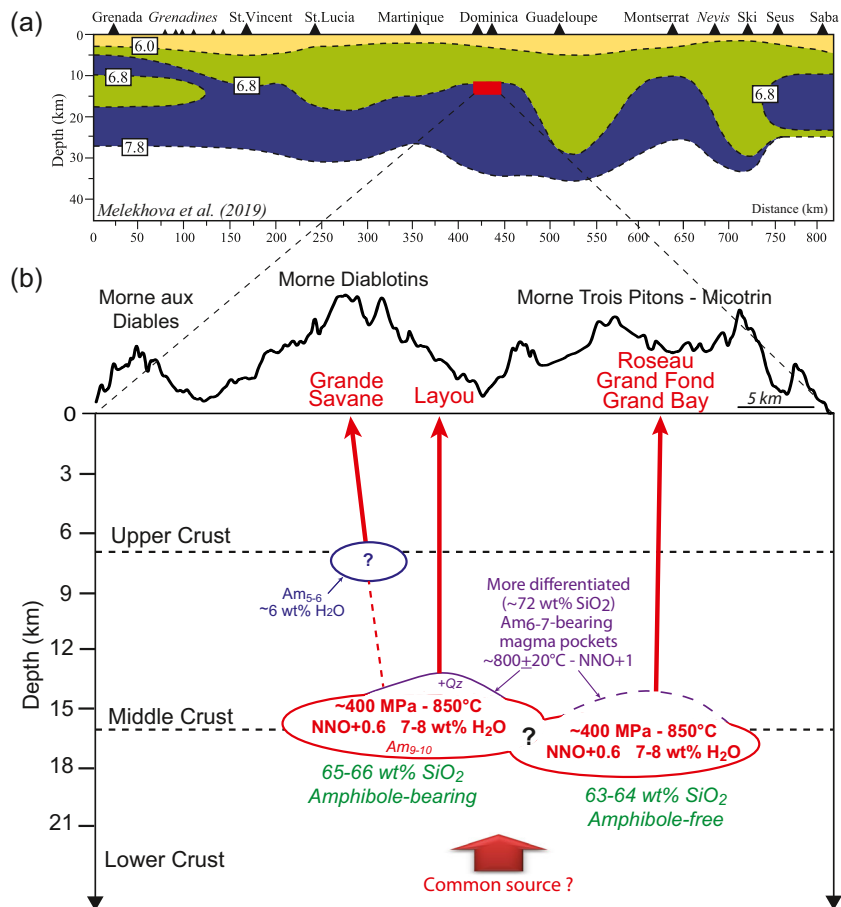
The recent results of Boudon et al. (2017) suggest that the Grande Savane and Layou ignimbrites were emitted from the same eruptive centre (Morne Diablotins; Fig. 1). Indeed,

Grande Savane and Layou rocks share similar major (Table 1; Fig. 6) and trace-element bulk-rock compositions (Boudon et al. 2017), and they carry the same phenocryst assemblage with significant amounts of amphibole. The Grande Savane glasses (either glass inclusions or residual glasses) and the Layou residual glasses overlap, although the former are slightly less differentiated (76–78 wt% SiO₂) than the latter (Fig. 6). Yet, in terms of phenocryst compositions, the Grande Savane and Layou pumice samples are different. As for amphibole, the Grande Savane pumice samples contain the largest amounts (~5–10% vs. 1–5% in Layou samples) and the largest crystals (up to 1 mm vs. ~200 µm in Layou samples). Compositions are the most depleted in Al₂O₃ (5.5 wt%) and they lack the Am_{9–10} group found in Layou. Plagioclases in Grande Savane have ~An₄₀ rims which could have crystallized at equilibrium with Am₆ amphiboles (Dall’agnol et al. 1999) and En_{49–50} orthopyroxenes (n.b., En_{52–53} in Layou; Table 2). Although H₂O contents are lacking for the Grande Savane magma, the glass inclusions (six in orthopyroxenes, one in ilmenite and one in amphibole; Table 2) have electron microprobe major-element totals of ~94 wt%, which precludes volatile contents higher than ~6 wt% (i.e. higher than the H₂O solubility at 150–200 MPa). Therefore, in comparison with the Layou main magma, the Grande Savane magma is interpreted to have crystallized at shallow pressure, possibly ~150–200 MPa as suggested by the glass inclusions and consistent with the lack of Am_{9–10}. The phenocryst assemblage and in particular the presence of abundant Am_{5–6} in the Grande Savane samples suggests crystallization from a more evolved and colder batch than the main Layou magma.

Structure of the magmatic system beneath Dominica

The results above suggest a magmatic system located as deep as ~16 km (~400 MPa) beneath Dominica and active over the last 62 ky (Fig. 9b). Although two different magma compositions (amphibole-free andesitic-dacitic magma for the Roseau-like group and amphibole-bearing dacitic magma for the Layou-like group) were involved, the respective magma chemistries are consistent with the Layou-like group being a differentiation product of the Roseau-like group, thus favouring the hypothesis of common parental magmas (Gavrilenko et al. 2016). The plumbing system could have the form of either a single magma storage region or independent magma bodies. More differentiated individual magma batches have been identified as indicated by the results for Layou and Grande Savane. These can be viewed as coming from cooler margins of the same large body (Layou) or as different parts of a plumbing system with a significant vertical extension (Grande Savane). In the case of Grande Savane, it is possible to consider an upper segregated magma pocket that ponded at the mid-crustal discontinuity.

Fig. 9 Schematic section of the crust below Dominica. **a** P wave velocity (V_p) structure beneath the Lesser Antilles arc, modified from Melekhova et al. (2019). The V_p of 6.0 km/s outline the upper crust, 6.8 km/s delimit the middle crust and 7.8 km/s outline the lower crust, the basis of which marks the Moho discontinuity with the upper mantle. Below Dominica, the mid-crust discontinuity is located at ~ 16 – 18 km in depth, where the ignimbritic reservoirs have been experimentally located (red box). **b** Storage conditions of Dominica dacitic magmas determined in this study; the main magma ponds at the mid-crust discontinuity (~ 16 km deep), either as a common or individual reservoirs, with vertical extensions of more differentiated magma batches; the subscript linked to Am gives the Al_2O_3 wt% of the amphibole



Kopp et al. (2011) acquired seismic data across the volcanic arc North of Dominica (where the Tiburon Ridge subducts obliquely beneath the fore-arc) and, by a tomographic inversion, proposed a structural model of the arc crust consisting in three distinct layers: a 3-km-thick upper crust of volcanogenic sedimentary rocks and volcanoclastics, underlain by an intermediate to felsic middle crust and a plutonic mafic (gabbros) lower crust. These results are confirmed and extended to the whole active arc by a recent reconstruction of the crustal structure using an inversion approach combining petrology of magmatic crustal xenoliths and seismic receiver functions (Fig. 9a; Melekhova et al. 2019). Both studies agree that the mid-crustal discontinuity beneath Dominica is located at ~ 13 – 16 km, i.e. in the same range as the magma reservoir depth determined from our experimental study. The mid-crustal discontinuity likely corresponds to a structural, mechanical and physical (density) discontinuity that could favour magma ponding.

Ignimbritic eruptions of very large volumes ($> 100 \text{ km}^3$) are associated with collapse-caldera structures (e.g. Kos Plateau Tuff, Greece, Allen 2001; Taupo, New Zealand, Houghton et al. 1995). So far, no caldera has been identified in Dominica (Boudon et al. 2017), but the

erupted volumes are $< 10 \text{ km}^3$. Yet, erupted volumes of this order of magnitude often lead to caldera-forming eruptions, such as Krakatau 1883 (Indonesia; $\sim 12.5 \text{ km}^3$) or Pinatubo 1991 (Philippines; $\sim 2.2 \text{ km}^3$). The difference between Dominica and these caldera-forming eruptions is the depth of magma storage. Indeed, the caldera-forming eruptions of Krakatau or Pinatubo involved magmas stored in the upper crust (≤ 200 MPa; Mandeville et al. 1996; Scaillet and Evans 1999), whereas we find a middle-lower crust storage level (~ 400 MPa) below Dominica. Collapse-caldera development is likely controlled by the relationships between the chamber aspect ratio, defined as the ratio between magma chamber depth and width, and the volume fraction of erupted magma (Geyer et al. 2006). The reservoirs in Dominica are about 16 km deep and 5 km^3 , so that the chamber aspect ratio ranges between ~ 15 for a spherical chamber and ~ 3 for sill-type reservoirs. Assuming partial emptying and reservoir volumes two or three times larger than the erupted products would keep aspect ratios greater than one. The combination of magma volumes $< 10 \text{ km}^3$ and chamber aspect ratios > 1 has been demonstrated to prevent collapse-caldera forming (Geyer et al. 2006; Marti et al. 2008).

Comparison with magma storage conditions on the neighbouring islands

The other islands along the Lesser Antilles arc (Martinique, Guadeloupe, Montserrat) are characterized by a single active eruptive centre (at least during the recent period of activity) frequently emitting deposits of small volumes, generally $< 0.5 \text{ km}^3$ and exceptionally $\sim 1 \text{ km}^3$. Magma storage conditions for some recent eruptions on these islands have been determined experimentally via phase-equilibrium studies. In Montserrat, the andesitic magma ($\sim 59 \text{ wt\% SiO}_2$) of the ongoing eruption of Soufriere Hills was found to be stored at $820\text{--}840^\circ\text{C}$, $\sim 130 \text{ MPa}$ ($< 5 \text{ km}$ depth) and $\sim \Delta\text{NNO} + 1$ with $4.3 \pm 0.5 \text{ wt\% H}_2\text{O}$ in the melt (Barclay et al. 1998). In Guadeloupe, the andesitic magma ($\sim 60 \text{ wt\% SiO}_2$) from the 1530 AD sub-plinian eruption of La Soufrière was stored at 875°C , $\sim 175 \text{ MPa}$ and $\sim \Delta\text{NNO} + 0.5$ to $+1$, with $\sim 5.5 \text{ wt\% H}_2\text{O}$ in the melt (Pichavant et al. 2018). In Martinique, historical eruptions of Montagne Pelée, either plinian fallout or lava dome-forming, were fed by an andesitic magma ($\sim 61 \text{ wt\% SiO}_2$) stored at $875\text{--}900^\circ\text{C}$, $\sim 200 \text{ MPa}$ ($\sim 6 \text{ km}$ depth) and $\sim \Delta\text{NNO} + 0.4$ to $+0.8$, with $\sim 6 \text{ wt\% H}_2\text{O}$ in the melt (Martel et al. 1998).

These studies show that the small-volume andesitic eruptions considered were fed by magmas stored in a similar range of conditions in terms of temperature ($850\text{--}900^\circ\text{C}$), pressure ($175\text{--}200 \text{ MPa}$), f_{O_2} ($\sim \Delta\text{NNO} + 1$) and melt H_2O contents (close to saturation). In comparison, Dominica constitutes an anomaly in the Lesser Antilles arc for four reasons. First, larger volumes were erupted ($\sim 5 \text{ km}^3$ DRE/eruption; Boudon et al. 2017). Second, magmas were dominantly evolved (dacites with $63\text{--}66 \text{ wt\% SiO}_2$). Third, magmas were stored at higher pressures ($\sim 400 \text{ MPa}$) with higher melt H_2O contents ($7\text{--}8 \text{ wt\%}$). Fourth, eruptions are much less frequent so that the magma repose times are longer than for the volcanic systems from the other islands.

Larger volumes of erupted magma in Dominica with respect to the neighbouring islands may result from particularities in the subduction geometry (Wadge and Shepherd 1984; Macdonald et al. 2000), from the presence of oceanic fractures zones near subduction favouring water supply to the mantle wedge (Manea et al. 2014; Schlaphorst et al. 2016) or from a fault system that potentially create a structural context with a strong extensional component beneath Dominica (Feuillet et al. 2010) thus fostering lateral expansion of the reservoirs and making possible the storage of large magma volumes. These hypotheses could explain the accumulation of large magma volumes but not the unusual depths of the reservoirs beneath Dominica. Large-volume eruptions do not necessarily require deep magma storage, as found at the Aegean Arc or the Taupo Volcanic Zone where magmas are stored within the upper crust ($\leq 200 \text{ MPa}$; Bachmann et al. 2010; Bégué et al. 2014). At the Antilles arc, one explanation for the voluminous

storage region in Dominica being deeper than the ones on the neighbouring volcanic islands could be an along-arc fluctuation of the crustal structure. Indeed, previous seismic refraction studies suggested significant differences in the crust thickness, with the thickest one being under Dominica (up to 37 km ; Melekhova et al. 2019) and in the depth of the middle-lower crust interface, with variations from 2 to 20 km (Boynton et al. 1979; Macdonald et al. 2000; Melekhova et al. 2019). However, this mid-crustal discontinuity could be at similar depth below Martinique, Montserrat and Dominica (Fig. 9a; Melekhova et al. 2019). As a result, the storage depth below Dominica must be attributed to other reasons, such as slab dehydration related to the fracture zone near Dominica or peculiar magma productivity where the crust is the thickest.

As an alternative to this regional model, it is worth remembering that the upper crustal reservoirs identified below Martinique, Guadeloupe and Montserrat are shallow (upper-crustal interface) expressions of complex magmatic systems that extend deeper in the crust. For Montagne Pelée, there is petrological evidence for a deep ($\sim 400 \text{ MPa}$) basaltic andesite reservoir that differentiates through fractional crystallization to feed the upper crustal andesitic reservoir (Pichavant et al. 2002). For La Soufrière of Guadeloupe, the 1530 AD eruption was triggered by the recharge of a deep basaltic magma into a shallow resident andesitic body (Pichavant et al. 2018). At Montserrat, the involvement of mafic magmas of deep origin is attested by the presence of enclaves in the present-day eruption products (Plail et al. 2014). Therefore, the presence of igneous bodies at mid-crustal levels seems well established in the Lesser Antilles arc, so that the interesting point in Dominica is not so the presence of deep magma storage zones but the scarcity of upper-crustal reservoirs during the period of large-volume eruptions ($24\text{--}51 \text{ ka}$; except maybe for the Grande Savane ignimbrite). The rarity of shallow reservoirs prevents frequent drainage of the deep igneous bodies (contrary to evidence on the neighbouring islands), thus favours deep and long-lasting accumulation of large magma volumes that can differentiate to dacitic compositions. Thus, magma accumulation rates below Dominica would neither be particularly high nor different from the other islands, but would reflect longer timescales of magma storage.

Conclusions

Combining a petrological study of basal plinian deposits of the main ignimbritic eruptions in Dominica with crystallization experiments suggests that the dacitic magmas were mainly stored at $\sim 400 \text{ MPa}$ ($\sim 16 \text{ km}$ depth), $\sim 850^\circ\text{C}$ and contained $7\text{--}8 \text{ wt\% H}_2\text{O}$ dissolved in melt. This storage depth is consistent with magma ponding at the mid-crustal discontinuity beneath Dominica. More differentiated magma batches

have been identified, possibly reflecting a plumbing system with a significant vertical extension.

With respect to the volcanic centres on the neighbouring islands (Martinique, Guadeloupe, Montserrat), the larger volumes of Dominica eruptions may result from a geodynamic context that locally favours extensional components and magma accumulation. Over the time period of the large eruptions in Dominica, upper-crustal reservoirs seem to be rare enough to prevent frequent drainage of the deep (mid-crust) main magma body. This gives time for growth of large magma chambers and differentiation at Dominica. Therefore, high magma fluxes (i.e. flare-up) may not be a necessary condition for large-volume ignimbritic eruptions in Dominica.

We conclude that the primary magma reservoirs feeding Dominica ignimbritic eruptions are deeper than those feeding other volcanic systems along the arc, and that reservoir depth can explain both the absence of calderas on the island, as well as the unusually large volumes of these events. Linking depths of magma storage to crust structure and regional tectonic setting may be a key point to the general understanding of the generation of large-volume pumice eruptions of arc volcanoes.

Acknowledgements We would like to thank Michel Fialin and Nicolas Rividi (service CAMPARIS) and Ida di Carlo (ISTO) for assistance during microprobe analyses and Omar Boudouma (SEM, Sorbonne Université) for help during SEM imaging. We thank Vincent Christmann who started the study during his master's thesis. We are grateful to the reviewers, Jenny Riker, Maxim Gavrilenko, Elena Melekova, the Associate Editor, Maxim Portnyagin and the Executive Editor, Andrew Harris, for their comments that significantly improved the manuscript. This work was financially supported by the French MNRT doctoral grant (to C. Solaro), the European FP7_VUELCO project (J. Gottsmann, PI; grant 282759) and the French INSU Action Incitative (G. Boudon, PI).

References

- Allen SR (2001) Reconstruction of a major caldera-forming eruption from pyroclastic deposit characteristics: Kos Plateau Tuff, eastern Aegean Sea. *J Volcanol Geotherm Res* 105(1):141–162
- Andújar J, Scaillet B, Pichavant M, Druitt TH (2016) Generation conditions of Dacite and Rhyodacite via the crystallization of an andesitic magma. Implications for the plumbing system at Santorini (Greece) and the origin of tholeiitic or Calc-alkaline differentiation trends in arc magmas. *J Petrol* 57(10):1887–1920
- Annen C (2009) From plutons to magma chambers: thermal constraints on the accumulation of eruptible silicic magma in the upper crust. *Earth Planet Sci Lett* 284(3):409–416
- Annen C, Sparks RSJ (2002) Effects of repetitive emplacement of basaltic intrusions on thermal evolution and melt generation in the crust. *Earth Planet Sci Lett* 203(3):937–955
- Bachmann O, Wallace PJ, Bourquin J (2010) The melt inclusion record from the rhyolitic Kos Plateau Tuff (Aegean arc). *Contrib Mineral Petrol* 159(2):187–202
- Bacon CR, Hirschmann MM (1988) Mg/Mn partitioning as a test for equilibrium between coexisting Fe-Ti oxides. *Am Mineral* 73(1–2):57–61
- Balcone-Boissard H, Boudon G, Blundy JD, Martel C, Brooker RA, Deloule E, Solaro C, Matijuschkina V (2018) Deep pre-eruptive storage of silicic magmas feeding Plinian and dome-forming eruptions of central and northern Dominica (Lesser Antilles) inferred from volatile contents of melt inclusions. *Contrib Mineral Petrol* 173:101
- Barclay J, Rutherford MJ, Carroll MR, Murphy MD, Devine JD, Gardner J, Sparks RSJ (1998) Experimental phase equilibria constraints on pre-eruptive storage conditions of the Soufrière Hills magma. *Geophys Res Lett* 25(18):3437–3440
- Bégué F, Gualda GA, Ghiorso MS, Pamukcu AS, Kennedy BM, Gravelly DM, Chambeffort I (2014) Phase-equilibrium geobarometers for silicic rocks based on rhyolite-MELTS. Part 2: application to Taupo Volcanic Zone rhyolites. *Contrib Mineral Petrol* 168(5):1082
- Boudon G, Balcone-Boissard H, Solaro C, Martel C (2017) Revised chronostratigraphy of recurrent ignimbritic eruptions in Dominica (Lesser Antilles Arc): implications on the behavior of the magma plumbing system. *J Volcanol Geotherm Res* 343:135–154
- Bouysse P, Westercamp D (1990) Subduction of Atlantic aseismic ridges and Late Cenozoic evolution of the Lesser Antilles island arc. *Tectonophysics* 175(4):349357–355380
- Boynton CH, Westbrook GK, Bott MHP, Long RE (1979) A seismic refraction investigation of crustal structure beneath the Lesser Antilles island arc. *Geophys J Int* 58(2):371–393
- Cadoux A, Scaillet B, Druitt TH, Deloule E (2014) Magma storage conditions of large Plinian eruptions of Santorini volcano (Greece). *J Petrol* 55:1129–1171
- Carazzo G, Tait S, Kaminski E, Gardner JE (2012) The recent Plinian explosive activity of Mt. Pelée volcano (Lesser Antilles): the P1 AD 1300 eruption. *Bull Volcanol* 74:2187–2203
- Carey SN, Sigurdsson H (1980) The Roseau ash: deep-sea tephra deposits from a major eruption on Dominica, Lesser Antilles arc. *J Volcanol Geotherm Res* 7(1–2):67–86
- Conrad WK, Nicholls IA, Wall VJ (1988) Water-saturated and -undersaturated melting of Metaluminous and Peraluminous crustal compositions at 10 kb: evidence for the origin of silicic magmas in the Taupo volcanic zone, New Zealand, and other occurrences. *J Petrol* 29(4):765–803
- Costa F, Scaillet B, Pichavant M (2004) Petrological and experimental constraints on the pre-eruption conditions of Holocene Dacite from Volcan San Pedro (36° S, Chilean Andes) and the importance of Sulphur in silicic subduction-related magmas. *J Petrol* 45(4):855–881
- Dall'Agnol R, Scaillet B, Pichavant M (1999) An experimental study of a lower proterozoic A-type granite from the Eastern Amazonian Craton, Brazil. *J Petrol* 40:1673–1698
- De Silva S (2008) Arc magmatism, calderas, and supervolcanoes. *Geology* 36(8):671–672
- De Silva SL, Gosnold WD (2007) Episodic construction of batholiths: insights from the spatiotemporal development of an ignimbrite flare-up. *J Volcanol Geotherm Res* 167(1):320–335
- Degruyter W, Huber C (2014) A model for eruption frequency of upper crustal silicic magma chambers. *Earth Planet Sci Lett* 403:117–130
- Degruyter W, Huber C, Bachmann O, Cooper KM, Kent AJ (2016) Magma reservoir response to transient recharge events: the case of Santorini volcano (Greece). *Geology* 44(1):23–26
- Di Napoli R, Aiuppa A, Allard P (2014) First multi-gas based characterization of the boiling Lake volcanic gas (Dominica, Lesser Antilles). *Ann Geophys* 56:S0559
- Druitt TH, Mellors RA, Pyle DM, Sparks RSJ (1989) Explosive volcanism on Santorini, Greece. *Geol Mag* 126(2):95–126
- Erdmann S, Martel C, Pichavant M, Kushnir ARL (2014) Amphibole as an archivist of magmatic crystallization conditions: problems, potential, and implications for inferring magma storage prior to the

- paroxysmal 2010 eruption of Mount Merapi, Indonesia. *Contrib Mineral Petrol* 167:1016–1039
- Feuillet N, Leclerc F, Tapponnier P, Beauducel F, Boudon G, Le Friant A, Deplus C, Lebrun JF, Nercessian A, Saurel JM, Clément V (2010) Active faulting induced by slip partitioning in Montserrat and link with volcanic activity: New insights from the 2009 GWADASEIS marine cruise data. *Geophys Res Lett* 37. <https://doi.org/10.1029/2010GL042556>
- Fournier N, Witham F, Moreau-Fournier M, Bardou L (2009) Boiling lake of Dominica West Indies: high-temperature volcanic crater lake dynamics. *J Geophys Res Solid Earth* 114. <https://doi.org/10.1029/2008JB005773>
- Gardner JE, Rutherford MJ, Carey S, Sigurdsson H (1995) Experimental constraints on pre-eruptive water contents and changing magma storage prior to explosive eruptions of Mount St. Helens volcano. *Bull Volcanol* 57:1–17
- Gavrilenko M, Ozerov A, Kyle P, Carr MJ, Nikulin A, Vidito C, Danyushevsky L (2016) Abrupt transition from fractional crystallization to magma mixing at Gorely volcano (Kamchatka) after caldera collapse. *Bull Volcanol* 78(7):1–28
- Geyer A, Folch A, Marti J (2006) Relationship between caldera collapse and magma chamber withdrawal: an experimental approach. *J Volcanol Geotherm Res* 157:375–386
- Ghiorso MS, Evans BW (2008) Thermodynamics of rhombohedral oxide solid solutions and a revision of the Fe-Ti two-oxide geothermometer and oxygen-barometer. *Am J Sci* 308(9):957–1039
- Hammer JE, Rutherford MJ, Hildreth W (2002) Magma storage prior to the 1912 eruption at Novarupta, Alaska. *Contrib Mineral Petrol* 144(2):144–162
- Heiken G, McCoy FJ (1984) Caldera development during the Minoan eruption, Thira, Cyclades, Greece. *J Geophys Res* 89(B10):8441–8462
- Holtz F, Sato H, Lewis J, Behrens H, Nakada S (2005) Experimental petrology of the 1991–1995 Unzen dacite, Japan. Part I: phase relations, phase composition and pre-eruptive conditions. *J Petrol* 46(2): 319–337
- Houghton BF, Wilson CJN, McWilliams MO, Lanphere MA, Weaver SD, Briggs RM, Pringle MS (1995) Chronology and dynamics of a large silicic magmatic system: Central Taupo volcanic zone, New Zealand. *Geology* 23:13–16
- Howe TM, Lindsay JM, Shane P, Schmitt AK, Stockli DF (2014) Re-evaluation of the Roseau tuff eruptive sequence and other ignimbrites in Dominica, Lesser Antilles. *J Quatern Sci* 29(6):531–546
- Howe TM, Lindsay JM, Shane P (2015) Evolution of young andesitic-dacitic magmatic systems beneath Dominica, Lesser Antilles. *J Volcanol Geotherm Res* 297:69–88
- Jellinek AM, De Paolo DJ (2003) A model for the origin of large silicic magma chambers: precursors of caldera-forming eruptions. *Bull Volcanol* 65:363–381
- Kopp H, Weinzierl W, Becel A, Charvis P, Evain M, Flueh ER, Klaeschen D (2011) Deep structure of the central Lesser Antilles Island arc: relevance for the formation of continental crust. *Earth Planet Sci Lett* 304(1):121–134
- Le Guen de Kermeizon M, Carron JP, Maury R, Bellon H, Dupuy C (1982) Rhyolites with fayalite and ferroaugite in Saint-Lucia, Lesser Antilles island arc. *Bull Mineral* 105(2):203–211
- Lindsay JM, Stasiuk M, Shepherd J (2003) Geological history and potential hazards of the late-Pleistocene to recent plat pays volcanic complex, Dominica, Lesser Antilles. *Bull Volcanol* 65(2):201–220
- Lindsay JM, Robertson R, Shepherd B, Ali S (eds) (2005a) Volcanic Hazard Atlas of the Lesser Antilles. Seismic Res Center, St Augustine, Trinidad and Tobago. Univ West Indies, 279 p
- Lindsay JM, Trumbull RB, Siebel W (2005b) Geochemistry and petrogenesis of late Pleistocene to recent volcanism in southern Dominica, Lesser Antilles. *J Volcanol Geotherm Res* 148:253–294
- Lipman PW (2007) Incremental assembly and prolonged consolidation of cordilleran magma chambers: evidence from the southern Rocky Mountain volcanic field. *Geosphere* 3(1):42–70
- Luhr J (1990) Experimental phase relations of water and sulfur saturated arc magmas and the 1982 eruptions of El Chichon volcano. *J Petrol* 31:1071–1114
- Macdonald R, Hawkesworth CJ, Heath E (2000) The Lesser Antilles volcanic chain: a study in arc magmatism. *Earth Sci Rev* 49(1–4): 1–76
- Mandeville CW, Carey S, Sigurdsson H (1996) Magma mixing, fractional crystallization and volatile degassing during the 1883 eruption of Krakatau volcano, Indonesia. *J Volcanol Geotherm Res* 74:243–274
- Manea VC, Leeman WP, Gerya T, Manea M, Zhu G (2014) Subduction of fracture zones controls mantle melting and geochemical signature above slabs. *Nature Commun* 5
- Martel C, Pichavant M, Bourdier JL, Traineau H, Holtz F, Scaillet B (1998) Magma storage conditions and control of eruption regime in silicic volcanoes: experimental evidence from Mt Pelée. *Earth Planet Sci Lett* 156:89–99
- Martel C, Pichavant M, Holtz F, Scaillet B, Bourdier J-L, Traineau H (1999) Effect of fO₂ and H₂O on andesite phase relations between 2 and 4 kbar. *J Geophys Res* 104(B12):29453–29470
- Martel C, Champallier R, Prouteau G, Pichavant M, Arbaret L, Balcone-Boissard H, Boudon G, Boivin P, Bourdier JL, Scaillet B (2013) Phase relations in trachytes and implication for magma storage conditions in the Chaîne des Puys (French Massif Central). *J Petrol* 54(6):1071–1107
- Marti J, Geyer A, Folch A, Gottsmann J (2008) A review on collapse caldera modelling. In: Gottsmann J, Marti J (eds) *Caldera volcanism: analysis, modelling and response*. Developments in volcanology 10, Elsevier, pp 233–283
- Mayer K, Scheu B, Yilmaz TI, Montanaro C, Gilg HA, Rott S, Joseph EP, Dingwell DB (2017) Phreatic activity and hydrothermal alteration in the valley of desolation, Dominica, Lesser Antilles. *Bull Volcanol* 79:82
- Melekhova E, Schlaphorst D, Blundy J, Kendall JM, Connolly C, McCarthy A, Arculus R (2019) Lateral variation in crustal structure along the Lesser Antilles arc from petrology of crustal xenoliths and seismic receiver functions. *Earth Planet Sci Lett* 516:12–24
- Newman S, Lowenstern JB (2002) VolatileCalc: a silicate melt–H₂O–CO₂ solution model written in visual basic for excel. *Comput Geosci* 28(5):597–604
- Parat F, Holtz F, Feig S (2008) Pre-eruptive conditions of the Huerto andesite (fish canyon system, San Juan volcanic field, Colorado): influence of volatiles (C–O–H–S) on phase equilibria and mineral composition. *J Petrol* 49(5):911–935
- Pichavant M, Martel C, Bourdier JL, Scaillet B (2002) Physical conditions, structure, and dynamics of a zoned magma chamber: Mount Pelée (Martinique, Lesser Antilles arc). *J Geophys Res* 107(B5)
- Pichavant M, Costa F, Burgisser A, Scaillet B, Martel C, Poussineau (2007) Equilibration scales in silicic to intermediate magmas - Implications for experimental studies. *J Petrol* 48:1955–1972
- Pichavant M, Poussineau S, Lesne P, Solaro C, Bourdier JL (2018) Experimental parametrization of magma mixing: application to the AD 1530 eruption of La Soufrière, Guadeloupe (Lesser Antilles). *J Petrol* 59:257–282
- Plail M, Barclay J, Humphreys MCS, Edmonds M, Herd RA, Christopher TE (2014) Characterization of mafic enclaves in the erupted products of Soufrière Hills volcano, Montserrat, 2009 to 2010. In: Wadge G, Robertson REA, Voight B (eds) *The eruption of Soufrière Hills volcano, Montserrat from 2000 to 2010*. GSL Memoirs 39, pp 343–360
- Prouteau G, Scaillet B (2003) Experimental constraints on the origin of the 1991 Pinatubo Dacite. *J Petrol* 44(12):2203–2241
- Putirka KD (2008) Thermometers and barometers for volcanic systems. *Rev Mineral Geochem* 69(1):61–120

- Reubi O, Nicholls IA (2005) Structure and dynamics of a silicic magmatic system associated with caldera-forming eruptions at Batur volcanic field, Bali, Indonesia. *J Petrol* 45(7):1367–1391
- Ridolfi F, Renzulli A (2012) Calcic amphiboles in calc-alkaline and alkaline magmas: thermobarometric and chemometric empirical equations valid up to 1,130° C and 2.2 GPa. *Contrib Mineral Petrol* 163(5):877–895
- Roobol MJ, Smith AL (2004) Geological map of Dominica, West Indies. Geology Department, Univ Puerto Rico at Mayaguez
- Sato H, Nakada S, Fujii T, Nakamura M, Suzuki-Kamata K (1999) Groundmass pargasite in the 1991–1995 dacite of Unzen volcano: phase stability experiments and volcanological implications. *J Volcanol Geotherm Res* 89:197–212
- Sauerzapf U, Lattard D, Burchard M, Engelmann R (2008) The titanomagnetite–ilmenite equilibrium: new experimental data and thermo-oxybarometric application to the crystallization of basic to intermediate rocks. *J Petrol* 49(6):1161–1185
- Scailliet B, Evans WE (1999) The 15 June 1991 eruption of Mount Pinatubo. I. Phase equilibria and pre-eruption P-T-fO₂-f H₂O conditions of the dacite magma. *J Petrol* 40:381–411
- Schlaphorst D, Kendall JM, Collier JS, Verdon JP, Blundy J, Baptie B, Latchmann JL, Massin F, Bouin MP (2016) Water, oceanic fracture zones and the lubrication of subducting plate boundaries—insights from seismicity. *Geophys J Int* 204(3):1405–1420
- Self S, Rampino M (1981) The 1883 eruption of Krakatau. *Nature* 294:699–704
- Self S, Rampino M, Newton MS, Wolff JA (1984) Volcanological study of the great Tambora eruption of 1815. *Geology* 12:659–663
- Sigurdsson H (1972) Partly-welded pyroclast flow deposits in Dominica, Lesser Antilles. *Bull Volcanol* 36:148–163
- Smith AL, Roobol MJ, Mattioli GS, Fryxell JE, Daly GE, Fernandez LA (2013) The volcanic geology of the mid-arc island of Dominica. *Geol Soc Am* 496
- Solaro C (2017) Storage conditions and dynamics of magma reservoirs feeding the major pumiceous eruptions of Dominica (Lesser Antilles Arc). PhD thesis, Univ Paris Diderot, France
- Sparks RSJ, Sigurdsson H, Carey SN (1980) The entrance of pyroclastic flows into the sea I. oceanographic and geologic evidence from Dominica, Lesser Antilles. *J Volcanol Geotherm Res* 7(1–2):87–96
- Wadge G (1984) Comparison of volcanic production rates and subduction rates in the Lesser Antilles and Central America. *Geology* 12:555–558
- Wadge G, Shepherd JB (1984) Segmentation of the Lesser Antilles subduction zone. *Earth Planet Sci Lett* 71:297–304
- Waters LE, Lange RA (2015) An updated calibration of the plagioclase-liquid hygrometer-thermometer applicable to basalts through rhyolites. *Am Mineral* 100:2172–2184
- Wilson CJN (2001) The 26.5 ka Oruanui eruption, New Zealand: an introduction and overview. *J Volcanol Geotherm Res* 112
- Wilson CJN, Blake S, Charlier BLA, Sutton AN (2006) The 26.5 ka Oruanui eruption, Taupo volcano, New Zealand: development, characteristics and evacuation of a large rhyolitic magma body. *J Petrol* 47(1):35–69
- Ziberna L, Green ECR, Blundy JD (2017) Multiple-reaction geobarometry for olivine-bearing igneous rocks. *Am Mineral* 102:2349–2366