



HAL
open science

Evolution of organic aerosols under conditions similar to Titan's ionosphere

Audrey Chatain, Nathalie Carrasco, Olivier Guaitella, N. Ruscassier

► To cite this version:

Audrey Chatain, Nathalie Carrasco, Olivier Guaitella, N. Ruscassier. Evolution of organic aerosols under conditions similar to Titan's ionosphere. European Planetary Science Congress 2018, Sep 2018, Berlin, Germany. EPSC2018-200-1 (2p.). insu-02299244

HAL Id: insu-02299244

<https://insu.hal.science/insu-02299244>

Submitted on 27 Sep 2019

HAL is a multi-disciplinary open access archive for the deposit and dissemination of scientific research documents, whether they are published or not. The documents may come from teaching and research institutions in France or abroad, or from public or private research centers.

L'archive ouverte pluridisciplinaire **HAL**, est destinée au dépôt et à la diffusion de documents scientifiques de niveau recherche, publiés ou non, émanant des établissements d'enseignement et de recherche français ou étrangers, des laboratoires publics ou privés.

Evolution of organic aerosols under conditions similar to Titan's ionosphere

A. Chatain (1,2), N. Carrasco (1), O. Guaitella (2), N. Ruscassier (3)

(1) LATMOS, CNRS, Université Versailles St-Quentin, Sorbonne Universités, 78280 Guyancourt, France

(2) LPP, CNRS, Ecole Polytechnique, Sorbonne Universités, Université Paris XI, 91128 Palaiseau, France

(3) LGPM, Ecole Centrale-Supélec, 91190 Gif-sur-Yvette, France

(audrey.chatain@latmos.ipsl.fr)

Abstract

Titan's ionosphere is a dusty plasma where complex organic aerosols are formed. As they have a strong prebiotic interest, we would like to understand how they are formed and how they interact with the surrounding plasma. Here we simulate this interaction dust-plasma in a DC reactor. We place analogues of Titan's aerosols in a N₂-H₂ discharge and follow their infrared absorption spectrum all along the exposure. The evolution of the surface state of the sample is also observed by scanning electron microscopy. First experiments indicate some modifications in the absorption bands and in the surface structure. Therefore, the organic aerosols seem to be physically and chemically altered by the plasma.

1. Introduction

Atmospheric aerosols play an important role in the climate of planets. Especially, Titan produces such a quantity of particles that its surface becomes invisible from above. The Cassini-Huygens mission discovered that this matter is created high in the atmosphere of the moon, where solar radiations and Saturn's energetic particles can ionize nitrogen and methane of Titan's atmosphere. This leads to complex chemical processes and the formation of organic nanograins in the ionosphere [1].

Laboratory simulations succeed in forming similar organic grains ("tholins") using RF plasma or UV light. Aerosols form in a few minutes and these first chemical steps are relentlessly studied. However, on Titan the particles cross the wide ionosphere during their descent and stay a while in a harsh plasma environment. Especially, the organic grains are likely to evolve physically and / or chemically. [2] recently studied the effect of UV radiations on tholins. Here we look at their evolution under plasma conditions.

2. Experimental setup

2.1 Sample synthesis

Samples are formed in the reactor PAMPRE [3]. A CCP RF discharge is ignited at 30W in a gas mixture of 95% N₂ and 5% CH₄ at 0.9mbar. In a few minutes it leads to the formation of organic grains.

Tholins are then diluted with 99% KBr and pressed in thin pellets.

2.2 Exposure in a plasma reactor

The pellets are exposed during several hours to a N₂-H₂ plasma. They are put in the middle of a DC glow discharge under a current of 20mA. A flow of 5sccm goes through the tube leading to an adjustable pressure of 1 to 3mbar. Methane is removed from the gas mixture to prevent the formation of new tholins.

2.3 Analysis of the sample evolution

The structure of the sample's surface is examined before and after exposure thanks to an Environment Scanning Electron Microscope (E-SEM) at LGPM (Quanta 200 from FEI).

Besides, the plasma reactor is adapted to fit inside the sample compartment of a FTIR (Bruker V70 with a 0.16cm⁻¹ resolution). This allows direct *in situ* measurement through the pellet under direct plasma exposure. The evolution of tholins are then followed by infrared absorption spectroscopy, in transmission through the pellet.

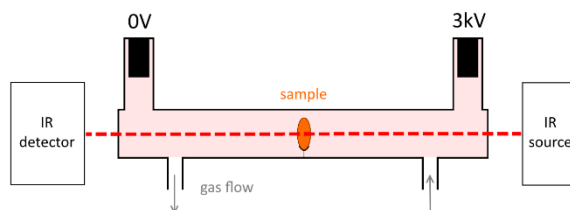


Figure 1: experimental setup

3. Results

3.1 Physical erosion

Pellets are quickly modified when the plasma is ignited. Plasma sputtering makes them whiter, rougher and eroded on the sides.

SEM pictures confirm the preferential erosion of organic material and the global formation of rough structures at the surface




Figure 2: (a) Pellet with 1.5% of tholins in KBr. (b) Same pellet after 4h exposure to plasma at 3torr.

In addition, absolute IR absorbance of eroded pellets attests the loss of absorbing matter and the augmentation of diffusion with roughness.

3.2 Chemical modifications

After normalizing IR absorption bands to remove the effects due to physical erosion, we can notice some distortions in the spectra during plasma exposure.

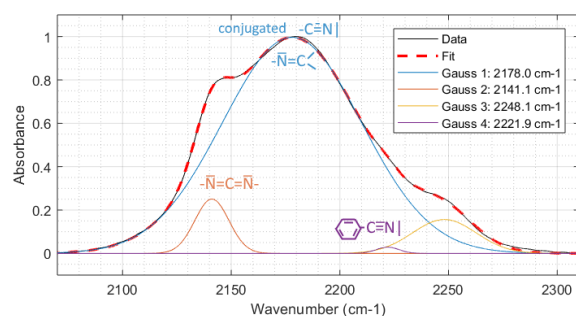


Figure 3: Deconvolution in Gaussians of the nitrile band before exposure

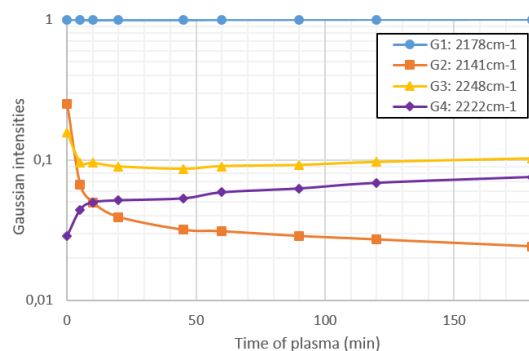


Figure 4: Evolution of Gaussian's amplitudes during exposure

4. Perspectives

Tholins are chemically changed by N₂-H₂ plasma conditions. The next logical step is to modify plasma parameters to understand the role of each species (electrons, ions, radicals...) in the evolutions seen.

Acknowledgements

NC acknowledges the financial support of the European Research Council (ERC Starting Grant PRIMCHEM, Grant agreement no. 636829).

AC is grateful to ENS Paris-Saclay Doctoral Program for its financial support.

References

- [1] Lavvas, P., Yelle, R. V. et al. Aerosol growth in Titan's ionosphere. Proceedings of the National Academy of Sciences, 110(8), 2729-2734, 2013
- [2] Carrasco, N., Tigrine, S. et al. The evolution of Titan's high-altitude aerosols under ultraviolet irradiation. Nature Astronomy, 1, 2018
- [3] Szopa, C., Cernogora, G. et al. PAMPRE: A dusty plasma experiment for Titan's tholins production and study. Planetary and space Science, 54(4), 394-404, 2006