



On the Efficiency of the Linear-mode Conversion for Generation of Solar Type III Radio Bursts

Vladimir Krasnoselskikh, Andrii Voshchepynets, Milan Maksimovic

► To cite this version:

Vladimir Krasnoselskikh, Andrii Voshchepynets, Milan Maksimovic. On the Efficiency of the Linear-mode Conversion for Generation of Solar Type III Radio Bursts. The Astrophysical Journal, 2019, 879 (1), pp.51. 10.3847/1538-4357/ab22bf . insu-02519403

HAL Id: insu-02519403

<https://insu.hal.science/insu-02519403>

Submitted on 26 Mar 2020

HAL is a multi-disciplinary open access archive for the deposit and dissemination of scientific research documents, whether they are published or not. The documents may come from teaching and research institutions in France or abroad, or from public or private research centers.

L'archive ouverte pluridisciplinaire **HAL**, est destinée au dépôt et à la diffusion de documents scientifiques de niveau recherche, publiés ou non, émanant des établissements d'enseignement et de recherche français ou étrangers, des laboratoires publics ou privés.



On the Efficiency of the Linear-mode Conversion for Generation of Solar Type III Radio Bursts

Vladimir Krasnoselskikh¹ , Andrii Voshchepynets² , and Milan Maksimovic³
¹ LPC2E/CNRS, UMR 7328, 3A Avenue de la Recherche Scientifique, Orleans, France; vkrasnos@cnrs-orleans.fr
² The Swedish Institute of Space Physics (IRF), Rymdcampus 1, Kiruna, Sweden
³ LESIA/CNRS, Paris Observatory, Paris, France

Received 2019 January 30; revised 2019 April 25; accepted 2019 April 30; published 2019 July 3

Abstract

Type III solar radio bursts are generated by streams of energetic electrons accelerated at the Sun during periods of solar activity. The generation occurs in two steps. Initially, electron beams generate electrostatic Langmuir waves and then these waves are transformed into electromagnetic emissions. Recent studies showed that the level of density fluctuations in the solar wind and in the solar corona is so high that it may significantly affect beam–plasma interaction. Here, we show that the presence of intense density fluctuations not only crucially influences the process of beam–plasma interaction, but also changes the mechanism of energy transfer from electrostatic waves into electromagnetic. Reflection of the Langmuir waves from the density inhomogeneities may result in partial transformation of the energy of electrostatic waves into electromagnetic around plasma frequency. We show that the linear wave energy transformation for the level of fluctuations of the order of 1% or higher is efficient enough to produce radio bursts with a brightness temperature of 10^{14} – 10^{15} K.

Key words: acceleration of particles – solar wind – Sun: particle emission – Sun: radio radiation

1. Introduction

Solar type III radio bursts are among the strongest radio emissions in the heliosphere. It is widely accepted that the high energy electrons ~ 5 – 30 keV, accelerated during reconnection of the magnetic field lines in solar atmosphere, are responsible for the generation of this radio emission (Suzuki & Dulk 1985; Melrose 2017). An important characteristic of the type III radio bursts is the fast frequency drift rate (Wild & McCready 1950). Type III bursts can start at a frequency of several hundreds of MHz and then go down to tens of kHz within a few minutes with the increasing duration at a given frequency (Alvarez 1973; Krupar et al. 2018; Reid & Kontar 2018). To explain the frequency drift, the beams should have near relativistic speeds 0.1 – $0.5c$ (Melrose 1990), and generate radio emission near local plasma frequency, f_{pe} , and double plasma frequency (harmonic; Ginzburg & Zhelezniakov 1958). Frequency of the emission varies with local electron density along the beam path, it starts at the high frequencies in dense plasma close to the Sun and then decreases over time as the beam propagates in the expanding solar corona and later in solar wind (Krupar et al. 2018).

Generation of radio waves occurs in two steps. In the original study, Ginzburg & Zhelezniakov (1958) proposed that the two-stream instability of an electron beam results in the growth of electrostatic (ES) Langmuir waves that later produce electromagnetic (EM) emission at the plasma frequency due to the induced scattering on ions, while the coalescence of two Langmuir waves can produce the harmonic emission. The theory has been subsequently refined and alternative mechanisms for the conversion of the beam-driven Langmuir waves into EM radiation have been proposed (Melrose 1990; Malaspina et al. 2012; Volokitin & Krafft 2018). While the exact mechanism of the ES to EM conversion is still under debate, the generation of the Langmuir waves by electron beams in the solar wind has been confirmed by in situ measurements (Lin et al. 1981; Ergun et al. 1998).

Beam-type configurations in a plasma are known to be unstable, and relaxation of the beam–plasma system to the stable state results in growth of the Langmuir turbulence (Romanov & Filippov 1961; Drummond & Rosenbluth 1962; Vedenov 1963). Landau resonance enables effective energy transfer from the beam electrons to the waves, and as a result, up to two-thirds of the initial beam energy can be transferred to the Langmuir waves through wave–particle interaction (Vedenov & Ryutov 1975). Recent studies have shown that the level of density fluctuations in the solar wind and in the solar corona are so high that they may significantly affect beam–plasma interaction (Kontar 2001; Zaslavsky et al. 2010; Krafft et al. 2013; Reid & Kontar 2013; Voshchepynets et al. 2015). The presence of the density fluctuations causes changes in the phase velocity of the Langmuir waves, and as a result affects resonant velocities of the electrons. This leads to a significant decrease of the increment of instability and an important increase of the relaxation length of the beam (Voshchepynets & Krasnoselskikh 2015).

The presence of the density fluctuations has a significant impact on the observed properties of the Langmuir waves (see Krasnoselskikh et al. 2007 and references therein). First, this idea has been proposed in Smith & Sime (1979) in order to explain observed clumping of Langmuir waves in type III source regions. Later, it has been shown (Ergun et al. 2008) that the density irregularities in the solar wind can form cavities and can cause modulation of the waveforms of the Langmuir waves. Analysis of the large number of individual waveforms measured by *STEREO* and *WIND* showed good agreement with theoretical predictions (Ergun et al. 2008; Malaspina & Ergun 2008) and results of the numerical simulations (Krafft et al. 2014). Several statistical models have been proposed to take into account the influence of random density fluctuations on generation and statistics of Langmuir waves. The first was the stochastic growth theory by Robinson et al. (1993). It predicted that the distribution of the amplitudes of the Langmuir waves in type III source regions should

correspond to log-normal distribution. While some observations (Robinson et al. 1993; Pířa et al. 2015) show good agreement with this prediction, there are numerous reports of observations and simulations (Krasnoselskikh et al. 2007; Vidojevic et al. 2012; Reid & Kontar 2017; Voshchepnyets et al. 2017) that show deviations of the distribution of the amplitudes of the Langmuir waves from log-normal can be rather significant.

The aim of the present study is to determine the role of the density fluctuation in the conversion process of the beam-generated ES waves into EM emissions around plasma frequency. Reflection of the Langmuir waves from the density inhomogeneities may result in partial transformation of the energy of ES waves into EM. We consider this effect of linear wave energy transformation in application to the generation of type III solar radio bursts. We use the probability distribution of density fluctuations to evaluate the statistical characteristics of such a process and its efficiency. We show that the mechanism of linear transformation for the relative density fluctuations of the order of 1% is efficient for producing radio emission with a brightness temperature of 10^{14} – 10^{15} K (Suzuki & Dulk 1985; Saint-Hilaire et al. 2013). The influence of wave reflection on random density fluctuations on the generation of harmonic emission will be studied in a forthcoming paper.

2. Calculation of the Efficiency of Energy Conversion

When the density fluctuations along the waves path cannot be neglected, the propagation of the wave can be described with a nonlinear Bohm–Gross dispersion relation for Langmuir waves

$$\omega^2 = \omega_p^2 \left(1 + 3\lambda_D^2 k^2 + \frac{\delta n}{N_0} \right), \quad (1)$$

where ω and k are the frequency and wave vector of the Langmuir wave, ω_p is the electron plasma frequency for the electron number density N_0 , δn is a deviation of the density from the average value N_0 , and λ_D is the Debye length. The waves are assumed to be generated resonantly, $\omega = kV_b$, where V_b is the beam velocity that significantly exceeds thermal velocity of electrons $v_T = \sqrt{T/m}$ (T and m are electron temperature and mass, respectively). A Langmuir wave propagating in plasma with density inhomogeneities encounters density depletions and enhancements along its path. The characteristic scale of density inhomogeneities is supposed to be much larger than the wavelength of Langmuir waves. When the wave goes to the increasing density region where the wave frequency ω approaches the local plasma frequency ω_p (a more precise condition will be presented below), the wave is reflected.

Assuming that the density fluctuations are isotropic, the incident angles of Langmuir waves are distributed uniformly over a semisphere. For the majority of incidence angles, the reflection resembles a mirror-type reflection; the k -vector component parallel to the direction of the density gradient changes its direction, while the k -vector component perpendicular to the gradient remains unchanged. In the rather narrow range of incidence angles, ES waves may couple with the EM and the process becomes a three-wave coupling process. In this case, the reflection results in a Langmuir wave and an EM wave, so that a part of the incident Langmuir wave energy is

transformed to the EM wave. It is worth noting that initial reflection generates an EM wave propagating in the direction opposite to the incident direction of the ES wave, i.e., initial EM emission will be generated toward the Sun, if applied to the solar type III radio burst. However, as an average density decreases with the distance from the Sun, the secondary reflections that may be considered as mirror type, will turn the wave direction toward the Earth (top panel in Figure 1).

Following the previous works (Piliya 1966; Stenzel et al. 1974), the Langmuir wave of frequency ω propagates obliquely to the direction of the density gradient that we choose to be along the z -axis (panel (c) in Figure 1). The majority of studies on this topic are dedicated to the transformation of an EM wave into ES in the vicinity of the reflection point. This problem is conventionally called a “direct” problem; the problem we address here is “inverse,” the transformation of ES waves onto EM. As it was shown by Hinkel-Lipsker et al. (1989) the reflection coefficient for the both problems are equal in magnitude and the corresponding mode-conversion coefficients satisfy energy conservation. We let the perpendicular component of the k -vector be directed along the x -axis and be equal to $k_x = k \sin \Psi$, where Ψ is the incidence angle of ES wave. So the k component along the z -axis is

$$k_z = \sqrt{\frac{\omega^2 - \omega_p^2}{(3T/m)} - k_x^2}. \quad (2)$$

When the density profile is a linear function of distance with characteristic scale L , that is supposed to satisfy the condition $L \gg c/\omega$, one finds

$$\frac{N_0 + \delta n(z)}{N_0} = \frac{\omega_p^2(z)}{\omega_{p0}^2} = \left(1 + \frac{z}{L} \right), \quad (3)$$

so the incident Langmuir wave reflects when the local plasma frequency is

$$\omega_p(z) = \omega \sqrt{1 - \frac{3T}{mV_b^2} \sin^2 \Psi}. \quad (4)$$

A fraction of incident wave energy is reflected as a Langmuir wave, while the other part is converted to an EM wave in this mode-conversion point $\omega_p(z) = \omega$. The EM wave propagates outward into the direction of the density decrease beyond its cutoff frequency at $\omega_p(z) = \omega \cos \theta$, where angle θ corresponds to the angle of propagation of the EM wave with respect to the z -direction. Here we consider the mirror type; the k_x component remains unchanged and it is the same for the incident ES wave and reflected ES and EM waves. As such, a relation between Ψ and θ could be found as $\sin \Psi = (V_b/c) \sin \theta$.

The problem has been studied by many authors starting with the pioneering work by Denisov (1957). Several methods have been developed to evaluate the conversion coefficient, (e.g., review by Piliya 1966). Hinkel-Lipsker et al. (1989, 1991) have performed analytical study and obtained an analytical expression for the conversion coefficient

$$|\eta|^2 = 1 - |R|^2 = \frac{(2\pi)^2 q [Ai'(q)]^2}{[1 + \pi^2 q (Ai'(q))^2]^2 + \pi^4 q^2 [(Ai'(q))^2 [Bi'(q)]^2]}, \quad (5)$$

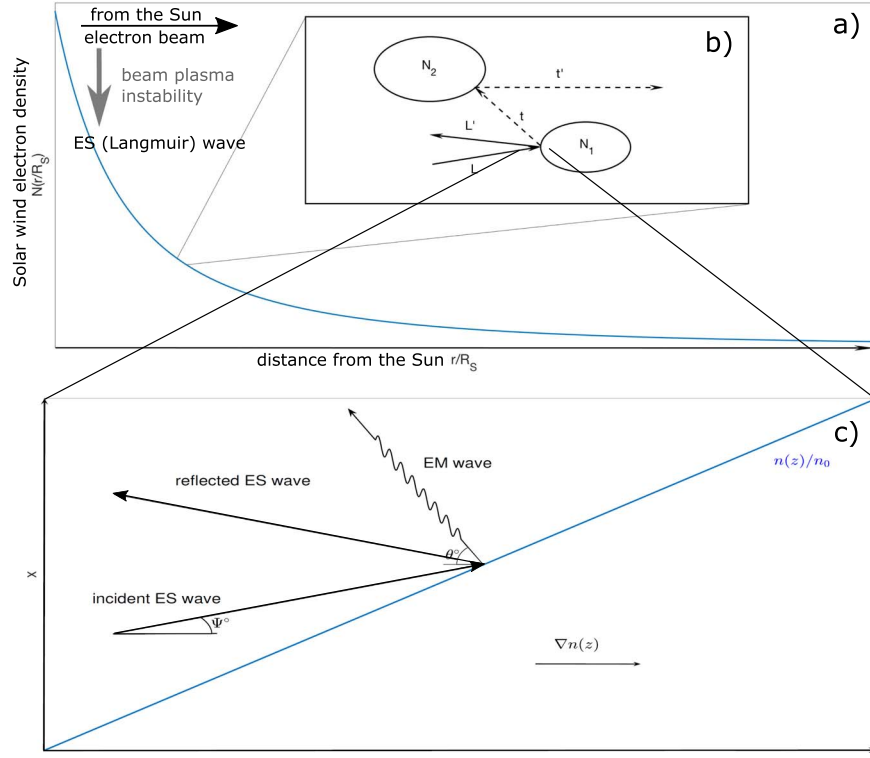


Figure 1. Schematic illustration of the formation of the type III solar radio bursts. (a) Electron beam ejected from the Sun generates an ES (Langmuir) wave due to the bump-on-tail instability. Frequency of the ES wave is equal to the local plasma frequency of the solar wind. The wave propagates out from the Sun to the region with lower electron density (density profile of the solar wind is shown with a blue line). (b) Langmuir wave L undergoes reflection on the density fluctuation N_1 . The reflection results in the reflected Langmuir wave L' and EM wave t : $L \rightarrow L' + t$. Both L' and t propagate toward the Sun until they undergo second reflection on the density gradient or another density fluctuation N_2 : $t \rightarrow t'$. The reflected EM wave t' propagates away from the Sun and can be detected by a remote observer. (c) Detailed illustration of the ES-EM transformation. Local density gradient caused by density fluctuation is along the z -axis. The ES wave propagates obliquely with an angle Ψ to the direction of the density gradient (z -axis). It undergoes reflection at the point where the component of the k -vector along the density gradient becomes equal to 0. The reflection results in a secondary ES wave and an EM wave. Angle θ corresponds to the angle of propagation of the EM wave with respect to the z -axis.

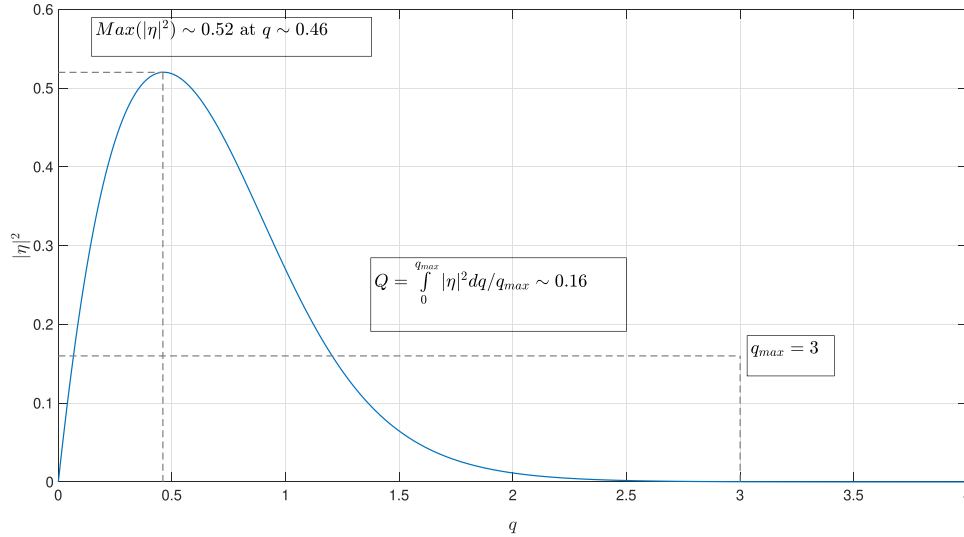


Figure 2. Energy transformation coefficient $|\eta|^2$ of the incident Langmuir wave to EM wave as a function of parameter $q = (\omega L/c)^{2/3} \sin^2 \theta$.

where R is the reflection coefficient defined as the ratio of the reflected Langmuir wave amplitude to the amplitude of the incident wave, η is the ratio of the EM and the incident Langmuir wave amplitudes, $q = (\omega L/c)^{2/3} \sin^2 \theta$, $Ai(q)$, and $Bi(q)$ are Airy functions, and $Ai'(q)$ and $Bi'(q)$ their derivatives. The dependence of the energy conversion coefficient on parameter q is shown in Figure 2.

It is convenient to re-write the reflection coefficient in terms of the incidence angle of the Langmuir wave Ψ . The parameter q can be written as

$$q(L, \Psi) = \left(\frac{\omega L}{c} \right)^{2/3} \left(\frac{k^2 c^2}{\omega^2} \right) \sin^2 \Psi, \quad (6)$$

where L is the characteristic density inhomogeneity scale. As one can see from Figure 2, $|\eta|^2$ reaches its maximum of ~ 0.52 at $q \sim 0.46$ and decreases rapidly with increasing q . For instance for $q = 2$, the corresponding value of transformation coefficient is ~ 0.01 , while for $q = 6$, $|\eta|^2 \sim 2.5 \cdot 10^{-12}$. Due to such rapid decrease we consider a limited range of the q parameter: $0 < q < q_{\max}$. For this study we choose q_{\max} to be equal to 3, since for $q > q_{\max}$ the transformation coefficient is very small ($< 2.5 \cdot 10^{-4}$).

In our probabilistic model, the efficiency of the beam-generated Langmuir wave's conversion into EM emission is evaluated by averaging over angles and the density fluctuation scales. To evaluate the ensemble averaged values, taking into account the probability distribution of the density fluctuations, we choose hereafter the reference frame, where the z -axis is directed along the wave vector of the propagating Langmuir wave. The average probability can be written as the product of probability distributions in angle $P_{\Psi}(\Psi)$ and in scale $P_L(L)$

$$K_{\text{eff}} = \frac{W_t}{W_L} = P_{\text{ref}} \int_{0 < q < q_{\max}} P_{\Psi}(\Psi) P_L(L) |\eta(L, \Psi)|^2 d\Psi dL, \quad (7)$$

where K_{eff} is the energy conversion coefficient from ES Langmuir waves to EM, W_t is energy density of reflected EM wave, W_L is the energy density of incident Langmuir wave, and P_{ref} is the probability of ES wave reflection. As it was shown in Voshchepynets et al. (2015) and Voshchepynets & Krasnoselskikh (2015), in the plasma with random density fluctuations, P_{ref} can be calculated by making use of a probability distribution function of the amplitudes of the density fluctuations $P(\delta n/N_0)$.

Since the conversion occurs only when the parameter q is in the range from about 0 to q_{\max} , this leads to the limited angular range of reflected EM waves, given by

$$0 < \sin \Psi < q_{\max}^{1/2} \left(\frac{c}{\omega L} \right)^{1/3} \left(\frac{\omega}{kc} \right). \quad (8)$$

Taking into account that the k -vector of the Langmuir wave is approximately equal to $k_L \simeq \omega/V_b$, the conversion may occur only when the angle Ψ is given by

$$0 < \Psi < \arcsin q_{\max}^{1/2} \frac{V_b}{c} \left(\frac{c}{\omega L} \right)^{1/3}. \quad (9)$$

To simplify the evaluation of the integrals, we shall take the conversion coefficient to be approximately constant, corresponding to its average value $|\eta(L, \Psi)|^2 = Q \simeq 0.16$ in the range of q between zero and $q_{\max} = 3$. Here it should be noted that Q depends on q_{\max} . For the lower q ($0.2 < q < 3$), the averaged value Q is higher as only fluctuations that cause effective transformation (with $|\eta|^2 > 10^{-4}$) are considered. For $q_{\max} > 3$, the averaged value is lower because the transformation coefficient is almost zero (Figure 2). Under this assumption, the integration over angles and scales L may be carried out independently step by step. Assuming uniform distribution over angles, $P_{\Psi}(\Psi) = (\pi)^{-1}$ and taking into account that $\Psi_{\max} \simeq q_{\max}^{1/2} (c/(\omega L))^{1/3} (V_b/c)$, the integration

over angles results in

$$\int_0^{\Psi_{\max}} P_{\Psi}(\Psi) d\Psi = \frac{1}{\pi} q_{\max}^{1/2} \frac{V_b}{c} \left(\frac{c}{\omega L} \right)^{1/3}. \quad (10)$$

Here we replace $\arcsin \Psi_{\max}$ by its argument, taking into account that both are small. Then, the conversion coefficient may be rewritten as

$$K_{\text{eff}} = \frac{Q q_{\max}^{1/2}}{2\pi} \frac{V_b}{c} \left(\frac{c}{\omega} \right)^{1/3} \int_0^{\infty} \frac{1}{L^{1/3}} P_L(L) dL, \quad (11)$$

where $P_L(L)$ is the probability distribution of the density gradients (scales). One should note that the low limit of integration should have been limited by some L_{\min} , where the spectrum of density fluctuations sharply decreases or has a cut off. But as we shall see further, the probability distribution $P_L(L)$ decreases rapidly for small values of L , thus the limit may be taken to be zero.

In order to calculate $P_L(L)$ one should use spatial profiles of the density fluctuations. In the present study we use synthetic density data calculated from published density power spectra. Kellogg et al. (1999) proposed a procedure based on the inverse Fourier transform that allows us to reconstruct density profiles $n(t)$ from the power spectrum, assuming the phases of waves to be random. It is known from in situ spacecraft measurements in the solar wind (Celnikier et al. 1987; Chen et al. 2012) that the density spectrum can be considered as a broken power law, with different spectral indices (about 5/3 for the low frequency part, and about 1 for the higher frequency part with the transition at about 0.6 Hz). In order to transform these profiles to the spatial profiles $n(z)$, one can use the Taylor hypothesis, assuming that fluctuations are convected with the characteristic velocity of the solar wind, V_{sw} . We used a power spectrum in the range of frequencies between 10^{-2} Hz and 530 Hz. The lower frequency limit defines the maximal length of the synthetic density profiles (100 s or $4 \cdot 10^4$ km for $V_{\text{sw}} \sim 400$ km s $^{-1}$). The highest frequency limit defines the smallest scale of the density fluctuation presented in these profiles. In the present study this scale is set to be approximately 750 m and for the plasma conditions relevant for 1 au it is about $50 \lambda_D$. After the profiles were generated, normalization procedure was applied to ensure that $\langle n(z) \rangle_z = N_0$ and $\sqrt{\langle (n(z) - N_0)^2 \rangle_z} = \delta n$ for each of the density profiles (here brackets denote averaging). We consider different levels of density fluctuations, $\delta n/N_0$, between 0.01 and 0.1. For more details on the procedure we refer to Voshchepynets & Krasnoselskikh (2015).

Locally, the density profiles may be approximated by the linear function of $n(z)$ and the probability distribution of the characteristic scales could be retrieved from the distribution of density gradients, $(1/n) \nabla n = \partial \ln n(z) / \partial z = 1/L$. The left panel in Figure 3 shows a normalized probability distribution $P(\partial \ln n(z) / \partial z)$, obtained from the large number (about 200) of the density profiles $n(z)$ with the level of density fluctuations $\delta n/N_0 = 0.01$. It is found that the distribution $P(\partial \ln n(z) / \partial z)$ is very close to Gaussian with characteristic scale A_{sc}

$$P\left(\frac{\partial \ln n(z)}{\partial z}\right) = P(y) = \frac{1}{\sqrt{2\pi} A_{\text{sc}}} \exp\left(-\frac{y^2}{2A_{\text{sc}}^2}\right), \quad (12)$$

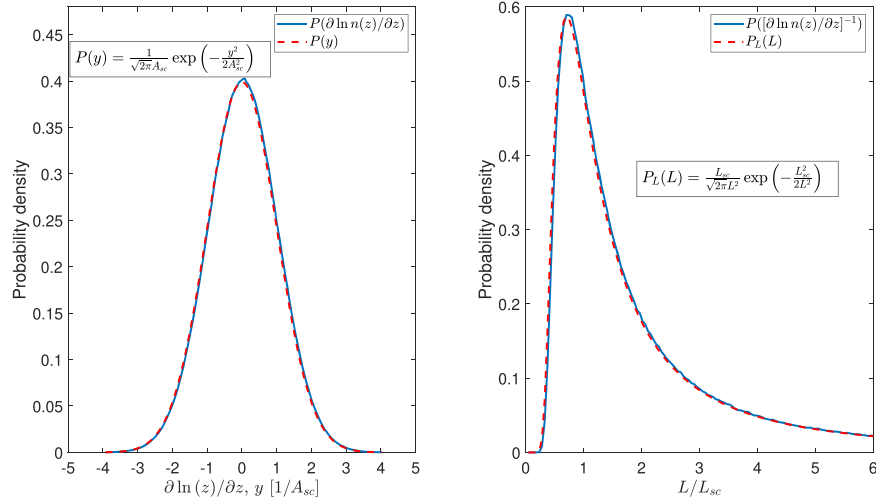


Figure 3. Left panel: probability distribution function of the density fluctuations. The blue line shows the distribution of $\ln \partial n(z)/\partial z$ obtained from the synthetic profiles of the density fluctuations and the red line shows the fit of $P(\ln \partial n(z)/\partial z)$ by Gaussian function. Right panel: probability distribution of the density gradients. The blue line shows the distribution obtained from the synthetic profiles and the red line shows the fit of this distribution by the function defined in Equation (13).

where $y = 1/L$. Since $P_L(L) = P(y^{-1})$, one can get $P_L(L)$ as follows

$$P_L(L) = \frac{L_{sc}}{\sqrt{2\pi}L^2} \exp\left(-\frac{L_{sc}^2}{2L^2}\right), \quad (13)$$

where $L_{sc} = 1/A_{sc}$. The functions $P(y^{-1})$ and $P_L(L)$ are shown in the left panel of Figure 3. One can integrate the last part of the equation for the energy conversion coefficient, making use of $P_L(L)$ as follows

$$I = \int_0^\infty \left(\frac{1}{L}\right)^{1/3} P_L(L) dL = \frac{1}{\sqrt{2\pi}} L_{sc} \int_0^\infty \left(\frac{1}{L}\right)^{7/3} \times \exp\left(-\frac{L_{sc}^2}{2L^2}\right) dL = \frac{1}{\sqrt{2\pi}} \frac{\Gamma(2/3)}{(2L_{sc})^{1/3}}, \quad (14)$$

where Γ is a Gamma function. Substituting the integral I one can find K_{eff} ,

$$K_{eff} = \Gamma(2/3) \frac{Qq_{max}^{1/2}}{(2\pi)^{3/2}} \frac{V_b}{c} \left(\frac{c}{2\omega L_{sc}}\right)^{1/3}. \quad (15)$$

The characteristic scales of the density gradients obtained from synthetic density profiles are shown in Figure 4. We start with $\delta n/N_0 = 0.001$, which results in $L_{sc} \sim 10^3$ km. As one can see, L_{sc} drops significantly with increasing levels of density fluctuations, which in turn results in an increase of the efficiency of energy transformation from ES to EM waves. Thus, for $\delta n/N_0 = 0.1$, which was measured onboard the Helios satellite closer to the Sun (Bavassano & Bruno 1973), the characteristic scale may be less than 15 km.

It is worth noting that the power spectrum used in this study is relevant for solar wind density fluctuations around 1 au. Closer to the Sun, the spectrum characteristics may be different, and as a result density fluctuations can be described by the different statistics. In order to avoid speculations (though the method developed here is applicable), we consider emissions in the frequency range typical for a solar type III radio burst around 1 au: 10–100 kHz (Mann et al. 1999).

Till now we considered the process of energy conversion only for primarily generated Langmuir waves, supposing that

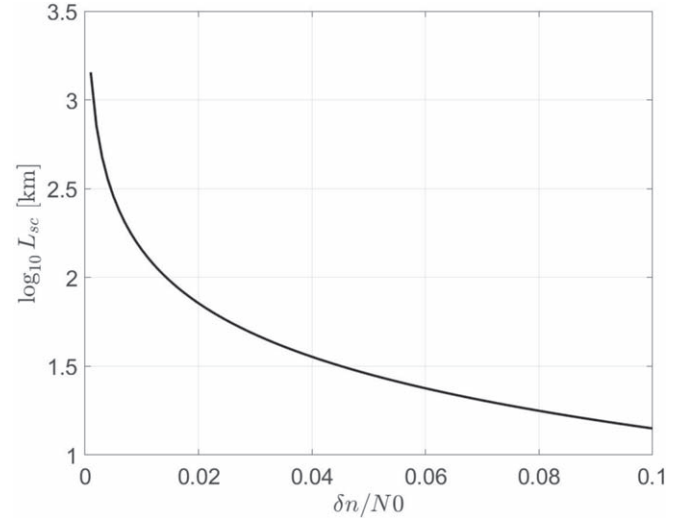


Figure 4. Characteristic scale of the density fluctuations L_{sc} as a function of the level of the density fluctuations $\delta n/N_0$.

the efficiency is proportional to the reflection coefficient P_{ref} . However, the very same process can operate when the reflected Langmuir wave undergoes the secondary reflection. This leads to the increase of the efficiency of energy conversion, which has a similar coefficient but the multiplier $P_{ref}(1 - P_{ref})$. As a summary, the factor that will take into account both processes will be $(2P_{ref} - P_{ref}^2)$.

The conversion coefficient as a function of beam velocity, V_b , and the Langmuir wave frequency, f , are shown in Figure 5. The left panel shows K_{eff} for $\delta n/N_0 = 0.1$. As one can see for $V_b > 0.15c$, the conversion coefficient is above $5 \cdot 10^{-4}$ in the whole range of frequencies. An increase of the level of the density fluctuations results in a decrease of the characteristic scale of the density gradient. As a result, reflection of the Langmuir waves will occur more often and K_{eff} will increase. The right panel in Figure 5 shows K_{eff} for $\delta n/N_0 = 0.04$. We found that the conversion coefficient is above $5 \cdot 10^{-4}$ in the whole frequency range for $V_b > 0.1c$. For faster beams with $V_b > 0.2c$, the conversion coefficient is above 10^{-3} for frequencies below 70 kHz.

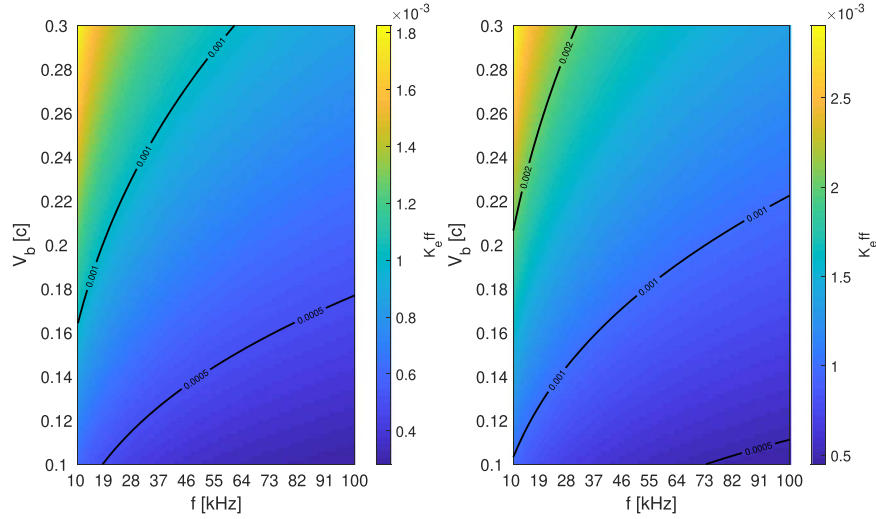


Figure 5. Conversion coefficient as a function of beam velocity V_b and frequency of Langmuir waves f . Left panel: $\delta n/N_0 = 0.01$. Right panel: $\delta n/N_0 = 0.04$.

3. Effective Brightness Temperature

The notion of the effective brightness temperature is initially used to characterize an emissivity of an object, comparing it with the emission of a blackbody in thermal equilibrium with its surroundings. It suggests that the energy distribution is close to the Planck law, or, for low frequencies and high temperatures, to the Rayleigh–Jeans law. If the wave’s spectral density distribution over frequencies is far from the distribution of the black or graybody then the very same notion is used to characterize either the spectral density of wave distribution or the total wave energy content. This concept is used in radio astronomy, planetary science, and materials science. Conventionally, the effective brightness temperature is determined using spectral intensity of the emission I_k , determined as an energy of the emission with wave vectors \mathbf{k} from unit volume in the \mathbf{k} -space crossing the unit surface perpendicular to the vector of the group velocity $\mathbf{V}_{gr} = \partial\omega/\partial\mathbf{k}$. Following such a definition (Zheleznyakov 1977; Melrose 1980)

$$k_b T_{\text{eff}} = \frac{8\pi^3 W}{k^2 \Delta k \Delta \Omega}.$$

It is widely used for characterization of the EM waves emission. For the Langmuir waves this notion may be used as an alternative characteristic similar to the total energy density of waves.

The beam relaxation process is described by the quasilinear equation, and represents the formation of the plateau-like distribution toward the lower velocities and an energetic tail. To estimate the energy transfer to Langmuir waves, one should evaluate the energy loss by particles. For the temporary problem it may be found from the balance of energy fluxes

$$n_b m V_b \Delta V_b = W_L.$$

Here, ΔV_b is the broadening of the electron distribution function. The resonant conditions allow one to relate the width of the electron distribution function with the spectral width of the Langmuir waves spectral density. In the case of homogeneous plasma, it reads

$$\Delta V_b = \frac{\omega_p}{k_{\text{res}}^2} \Delta k.$$

It was shown by Krasnoselskikh et al. (2011) that Langmuir waves observed by *Wind* and *Cluster* satellites are distributed in the cone with the characteristic angle $\Delta\alpha$, about 20° around the direction of the beam (which coincides with the direction of the background magnetic field). As such, solid angle $\Delta\Omega_L$ can be estimated as $2\pi(1 - \cos \Delta\alpha)$, and the effective brightness temperature may be evaluated as

$$\begin{aligned} k_b T_{\text{eff}}^L &= \frac{4\pi^2 W_L}{(1 - \cos \Delta\alpha) k_L^4 \Delta k_L} = \frac{4\pi^2}{(1 - \cos \Delta\alpha) \omega_p^3} n_b m V_b^5 \\ &= \frac{8\pi^2}{1 - \cos \Delta\alpha} \left(\frac{n_b}{N_0} \right) \left(\frac{E_b}{T_e} \right)^{3/2} (N_0 \lambda_D^3) E_b, \end{aligned}$$

where E_b and n_b are the kinetic energy and density of the beam, respectively.

Studies of the beam–plasma instability in randomly inhomogeneous plasma, when the level of the density fluctuations is significantly higher than the effect of the wave dispersion, show that the major stage of the instability saturates at a significantly smaller level and the energy transferred to Langmuir waves is also significantly smaller. Moreover, the presence of the density fluctuations drastically changes the dynamics of the Langmuir turbulence. After a relevantly short period of growth W_L reaches its maximum and then starts to decay. Due to the broadening of the Landau resonance caused by the variations of the phase velocities of the waves, the waves can effectively exchange energy with electrons that have velocities higher than V_b and ω_p/k_0 . This leads to the acceleration of the electrons and decay of the wave energy density. Both the time of growth and time of decay of W_L show dependence on the level of the density fluctuations in a plasma. It is worth noting that such behavior of the Langmuir turbulence resembles a rise and decay of type III radio emission in the interplanetary medium. The detailed analysis of the dependence of the maximum energy level of Langmuir waves on the level of density fluctuations may be found in Voshchepynets et al. 2015 and Voshchepynets & Krasnoselskikh 2015. To take into account the effect of density fluctuations on the maximum wave energy, W_L^{max} , that can be gained in the process of beam relaxation, we introduce a dimensionless coefficient $r(\delta n/N_0)$. The coefficient is defined

as a ratio of W_L^{\max} for plasma with density fluctuations to the saturation level of the beam instability in homogeneous plasma (Vedenov & Ryutov 1975). This ratio tends to decrease with an increasing level of density fluctuations, and its value is between 0.5 and 0.01 under conditions relevant for solar type III radio bursts (Voshchepynets et al. 2015).

Thus, the effective brightness temperature will be written as follows

$$k_b T_{\text{eff}}^L = \frac{8\pi^2 r (\delta n / N_0) \left(\frac{n_b}{N_0} \right) \left(\frac{E_b}{T_e} \right)^{3/2}}{1 - \cos \Delta\alpha} (N_0 \lambda_D^3) E_b.$$

The effective temperature of the EM (notified by symbol t (transverse)) can be determined as follows

$$k_b T_{\text{eff}}^t = \frac{2\pi^2}{k_t^2} \frac{W_t}{\Delta k_t \Delta \Omega_t}.$$

For EM waves, one can suggest $\Delta k_t = k_t$, thus

$$k_b T_{\text{eff}}^t = \frac{2\pi^2 W_t}{k_t^3 \Delta \Omega_t},$$

here $\Delta \Omega_t$ is the solid angle of angular distribution of EM emission. The ratio of the effective temperatures is equal to

$$\frac{T_{\text{eff}}^t}{T_{\text{eff}}^L} = \frac{W_t}{k_t^2 \Delta k_t \Delta \Omega_t} \bigg/ \frac{W_L}{k_L^2 \Delta k_L \Delta \Omega_L} = \frac{W_t}{W_L} \frac{k_L^2 \Delta k_L}{k_t^2 \Delta k_t} \frac{\Delta \Omega_L}{\Delta \Omega_t}.$$

Previously, we characterized the ratio of the energy density transferred to EM waves by the efficiency coefficient K_{eff} . Using it and making the reasonable assumption that $\Delta k_L = 0.1 k_L$, one can find the ratio of effective brightness temperatures to be equal to

$$\begin{aligned} \frac{T_{\text{eff}}^t}{T_{\text{eff}}^L} &= 0.1 \frac{\Delta \Omega_L}{\Delta \Omega_t} \frac{W_t}{W_L} \frac{k_L^3}{k_t^3} = 0.1 \frac{\Delta \Omega_L}{\Delta \Omega_t} K_{\text{eff}} \frac{k_L^3}{k_t^3} \\ &= 0.1 \frac{\Delta \Omega_L}{\Delta \Omega_t} K_{\text{eff}} \left(\frac{mc^2}{3T_e} \right)^{3/2}. \end{aligned}$$

Our previous analysis showed that the process of transformation of ES waves into EM occurs in the narrow range of angles $\leq \Psi_{\max}$ (Equation (9)). This implies a restriction on the angles of propagation of the EM emission $\theta < \theta_{\max} = \arcsin q_{\max}^{1/2} (c/(\omega L_{\text{sc}}))^{1/3}$. This enables an estimation of the ratio $\Delta \Omega_L / \Delta \Omega_t$ as follows

$$\frac{\Delta \Omega_L}{\Delta \Omega_t} = \frac{1 - \cos \Delta\alpha}{1 - \cos \theta_{\max}}.$$

Angle θ_{\max} is not necessarily small. For instance, in the plasma with $\delta n / N_0 = 0.04$, $\theta_{\max} \geq \Delta\alpha$ for the frequencies above 200 kHz. For the higher level of the density fluctuations, θ_{\max} can reach $\pi/2$ resulting in almost isotropic EM emission. Although, for $\delta n / N_0 < 0.03$, $\theta_{\max} \leq \Delta\alpha$ and $\Delta \Omega_L / \Delta \Omega_t \sim 1$.

For solar wind plasma the multiplier $(mc^2/3T)^{3/2}$ may become as large as 10^5 , which can result in an effective brightness temperature of the EM emission comparable with the effective temperature of Langmuir waves when the transformation efficiency varies in the range of 10^{-6} – 10^{-5} . To evaluate characteristic values of the temperatures, let us take plasma and beam characteristics that correspond to intense solar radio bursts of type III: $f_p = 2$ MHz, $E_b = 100$ keV, $T_e = 100$ eV, $n_b / N_0 = 10^{-5}$, and $r(\delta n / N_0) = 1/10$. Corresponding plasma density and Debye length are

$N_0 \simeq 5 \times 10^3 \text{ cm}^{-3}$, $\lambda_D \simeq 106$ cm. In order to take into account the relativistic velocity of the beam, Equation (3) should be rewritten as follows

$$k_b T_{\text{eff}}^L = E_0 n_b \left(\frac{c}{f_p} \right)^3 \frac{r(\delta n / N_0)}{2\pi(1 - \cos \Delta\alpha)} \left[1 - \left(\frac{E_0}{E_0 + E_b} \right)^2 \right]^{5/3},$$

here $E_0 = mc^2 \sim 511$ keV. In this case, the effective temperature of Langmuir waves is

$$k_b T_{\text{eff}}^L \simeq 6 \times 10^{13} \text{ eV} \sim 7 \times 10^{17} \text{ K}.$$

For the efficiency coefficient of the order of 10^{-3} – 10^{-4} (Figure 5) the temperature ratio varies in the range 1–10; thus, the EM temperatures, without taking into account the effects of damping along the propagation trajectory, varies as 10^{17} – 10^{18} K. The values we obtain are significantly larger than the typical brightness temperatures observed (Suzuki & Dulk 1985; Saint-Hilaire et al. 2013), but one should note that the initially generated EM wave propagates toward the Sun, and before turning to the direction of the observer on the Earth, it undergoes multiple processes of scattering and reflection that correspond to quite strong absorption. The brightness temperature observed by an observer on the Earth should be significantly smaller, being described by the following expression

$$T_{\text{eff}}^t(\text{observed}) = T_{\text{eff}}^t(\text{source}) \exp(-\Gamma L).$$

It is difficult to evaluate the result of such absorption, but angular broadening, as well as damping along the trajectory, may easily result in factors 10^{-3} – 10^{-4} (Li et al. 2008). The measurements onboard the *Parker Solar Probe* and *Solar Orbiter* will allow us to evaluate these effects and to compare brightness temperatures directly measured in the source region observed distantly.

4. Conclusions

We show that the process of the linear conversion of Langmuir waves onto EM on random density fluctuations is effective under conditions relevant to solar wind. We show that this mechanism can result in the observed effective temperature of EM emission for solar radio bursts of type III in the order of 10^{14} – 10^{15} K.

The efficiency of linear conversion is strongly dependent upon statistical properties of density fluctuations and their gradients. These characteristics may significantly vary with the distance from the Sun. The study of these dependencies comes beyond the scope of this paper and will be addressed in future publications.

V.K. acknowledges financial support by CNES through grant “Stereo-Waves invited scientist.”

ORCID iDs

Vladimir Krasnoselskikh  <https://orcid.org/0000-0002-6809-6219>

Andrii Voshchepynets  <https://orcid.org/0000-0001-8307-781X>

References

- Alvarez, H., & Haddock, F. T. 1973, *SoPh*, **30**, 175
- Bavassano, B., & Bruno, R. 1973, *SoPh*, **100**, 9475

- Celnikier, L. M., Muschietti, L., & Goldman, M. V. 1987, *A&A*, **181**, 138
- Chen, C. H. K., Salem, C. S., Bonnell, J. W., Mozer, F. S., & Bale, S. D. 2012, *PhRvL*, **109**, 035001
- Denisov, N. G. 1957, *JETP*, **4**, 544
- Drummond, W. E., & Rosenbluth, M. N. 1962, *PhFl*, **5**, 1507
- Ergun, R. E., Larson, D., Lin, R. P., et al. 1998, *ApJ*, **503**, 435
- Ergun, R. E., Malaspina, D. M., Cairns, I. H., et al. 2008, *PhRvL*, **101**, 051101
- Ginzburg, V. L., & Zhelezniakov, V. V. 1958, *SvA*, **2**, 653
- Hinkel-Lipsker, D. E., Fried, B. D., & Morales, G. J. 1989, *PhRvL*, **62**, 2680
- Hinkel-Lipsker, D. E., Fried, B. D., & Morales, G. J. 1991, *PhRvL*, **66**, 1862
- Kellogg, P. J., Goetz, K., Monson, S. J., & Bale, S. D. 1999, *JGR*, **104**, 17069
- Kontar, E. P. 2001, *A&A*, **375**, 629
- Krafft, C., Volokitin, A. S., & Krasnoselskikh, V. V. 2013, *ApJ*, **778**, 111
- Krafft, C., Volokitin, A. S., Krasnoselskikh, V. V., & de Wit, T. D. 2014, *JGRA*, **119**, 9369
- Krasnoselskikh, V. V., Dudok de Wit, T., & Bale, S. D. 2011, *AnGeo*, **29**, 613
- Krasnoselskikh, V. V., Lobzin, V. V., Musatenko, K., et al. 2007, *JGRA*, **112**, A10109
- Krupar, V., Maksimovic, M., Kontar, E. P., et al. 2018, *ApJ*, **857**, 82
- Li, B., Cairns, I. H., & Robinson, P. A. 2008, *JGRA*, **113**, A06104
- Lin, R. P., Potter, D. W., Gurnett, D. A., & Scarf, F. L. 1981, *ApJ*, **251**, 364
- Malaspina, D. M., Cairns, I. H., & Ergun, R. E. 2012, *ApJ*, **755**, 45
- Malaspina, D. M., & Ergun, R. E. 2008, *JGRA*, **113**, A12108
- Mann, G., Jansen, F., MacDowall, R. J., Kaiser, M. L., & Stone, R. G. 1999, *A&A*, **348**, 614
- Melrose, D. B. 1980, *Plasma Astrophysics. Nonthermal Processes in Diffuse Magnetized Plasmas; Vol. 2: Astrophysical Applications* (London: Gordon and Breach)
- Melrose, D. B. 1987, *SoPh*, **111**, 89
- Melrose, D. B. 1990, *SoPh*, **130**, 3
- Melrose, D. B. 2017, *RvMPP*, **1**, 5
- Piliya, A. D. 1966, *SPTP*, **11**, 609
- Piša, D., Hospodarsky, G. B., Kurth, W. S., et al. 2015, *JGRA*, **120**, 2531
- Reid, H. A. S., & Kontar, E. P. 1995, *PhPl*, **2**, 1466
- Reid, H. A. S., & Kontar, E. P. 2013, *SoPh*, **285**, 217
- Reid, H. A. S., & Kontar, E. P. 2017, *A&A*, **598**, A44
- Reid, H. A. S., & Kontar, E. P. 2018, *A&A*, **614**, A69
- Robinson, P. A., Cairns, I. H., & Gurnett, D. A. 1993, *ApJ*, **407**, 790
- Romanov, Y. A., & Filippov, G. F. 1961, *JETP*, **13**, 87
- Saint-Hilaire, P., Vilmer, N., & Kerdraon, A. 2013, *ApJ*, **762**, 60
- Smith, D. F., & Sime, D. 1979, *ApJ*, **233**, 998
- Stenzel, R. L., Wong, A. Y., & Kim, H. C. 1974, *PhRvL*, **32**, 654
- Suzuki, S., & Dulk, G. A. 1985, in *Solar Radiophysics*, ed. D. J. McLean & N. R. Labrum (Cambridge: Cambridge Univ. Press), 289
- Vedenov, A. A. 1963, *JNuE*, **5**, 169
- Vedenov, A. A., & Ryutov, D. D. 1975, *RvPP*, **6**, 1
- Vidojevic, S., Zaslavsky, A., Maksimovic, M., et al. 2012, *PASRB*, **11**, 343
- Volokitin, A. S., & Krafft, C. 2018, *ApJ*, **868**, 104
- Voshchepynets, A., & Krasnoselskikh, V. 2015, *JGRA*, **120**, 10
- Voshchepynets, A., Krasnoselskikh, V., Artemyev, A., & Volokitin, A. 2015, *ApJ*, **807**, 38
- Voshchepynets, A., Volokitin, A., Krasnoselskikh, V., & Krafft, C. 2017, *JGRA*, **122**, 3915
- Wild, J. P., & McCready, L. L. 1950, *AuSRA*, **3**, 387
- Zaslavsky, A., Volokitin, A. S., Krasnoselskikh, V. V., Maksimovic, M., & Bale, S. D. 2010, *JGRA*, **115**, A08103
- Zheleznyakov, V. V. 1977, *Electromagnetic Waves in Cosmic Plasma: Generation and Propagation* (Moscow: Nauka)