



**HAL**  
open science

## Search for primitive life on a distant planet: relevance of O<sub>2</sub> and O<sub>3</sub> detections

A. Léger, Michel Pirre, F. J. Marceau

### ► To cite this version:

A. Léger, Michel Pirre, F. J. Marceau. Search for primitive life on a distant planet: relevance of O<sub>2</sub> and O<sub>3</sub> detections. *Astronomy and Astrophysics - A&A*, 1993, 277, pp.309-313. insu-02796809

**HAL Id: insu-02796809**

**<https://insu.hal.science/insu-02796809>**

Submitted on 11 Jun 2020

**HAL** is a multi-disciplinary open access archive for the deposit and dissemination of scientific research documents, whether they are published or not. The documents may come from teaching and research institutions in France or abroad, or from public or private research centers.

L'archive ouverte pluridisciplinaire **HAL**, est destinée au dépôt et à la diffusion de documents scientifiques de niveau recherche, publiés ou non, émanant des établissements d'enseignement et de recherche français ou étrangers, des laboratoires publics ou privés.

## Search for primitive life on a distant planet: relevance of O<sub>2</sub> and O<sub>3</sub> detections

A. Léger<sup>1,2</sup>, M. Pirre<sup>3,4</sup>, and F.J. Marceau<sup>3</sup>

<sup>1</sup> Groupe de Physique des Solides, C.N.R.S., Universités Paris 7 et Paris 6, Tour 23, 2, Place Jussieu, F-75251 Paris Cedex 05, France

<sup>2</sup> Institut d'Astronomie Spatiale, C.N.R.S., Bât. 121, Université Paris Sud, F-91405 Orsay Cedex, France

<sup>3</sup> Laboratoire de Physique et Chimie de l'Environnement, C.N.R.S., 3A, Avenue de la Recherche Scientifique, F-45071 Orléans Cedex 2, France

<sup>4</sup> Université d'Orléans, F-45067 Orléans Cédex, France

Received December 2, 1992; accepted March 16, 1993

**Abstract.** Considering the future importance of the search for evidence of primitive life on a distant planet, we have revisited some points of the O<sub>2</sub> and O<sub>3</sub> detection criteria.

The budget of free oxygen and organic carbon on Earth is studied. If one includes the organic carbon in sediments, it confirms that O<sub>2</sub> is a very reactive gas whose massive presence in a telluric planet atmosphere implies continuous production. Its detection would be a strong indication for photosynthetic activity, provided the planet is not in a runaway greenhouse phase.

In principle, the direct detection of O<sub>2</sub> could be possible in the visible flux of the planet at 760 nm (oxygen A-band) but it would be extremely difficult, considering the much larger flux from the star. The alternative *search for the 9.7 μm absorption of O<sub>3</sub>* may be easier as the contrast with the star is improved by three orders of magnitude. An atmospheric model confirms that the O<sub>3</sub> column density is not a linear tracer of the atmospheric O<sub>2</sub> content as was found in the pioneer work by Paetzold (1962). However, the detection of a substantial O<sub>3</sub> absorption ( $\tau > 25\%$ ) would indicate, within the validity of this model, a O<sub>2</sub> ground pressure larger than 10 mbar. The question is raised of whether this pressure is sufficient to indicate a photosynthetic origin of the oxygen. If the answer was positive, it would be an even *more sensitive test of photosynthetic activity than the detection of the oxygen A-band*. Further studies of these points are clearly needed before determining an observing strategy.

**Key words:** planetary systems – exobiology – origin of life – extra-solar planet – exo planet – life in the universe

### 1. Introduction

The search for evidence of primitive life on extraterrestrial planets will probably be of increasing importance in the

*Send offprint requests to:* A. Léger, second address

future. Specially if the development of the SETI program does not give indications of technological signals, an important issue will be to decide where is the bottle neck: from planetary habitable conditions to actual appearance of primitive life or from primitive life to evolved and technological life?

Although we should be prepared to search for life quite different from that which we have on Earth, Owen (1980) has argued that, if based on chemistry, alien life is likely to rely on carbon chemistry and liquid water. Silicon chemistry and liquid ammonia, for instance, seem less favorable.

Looking for life implying photosynthesis may be not too restricted an approach. The first idea is to search for the signature of chlorophyll-like molecules. However, we do not know where such a signature should be and, more important, this signature could be quite weak. In the case of the Earth, the absorption of the visible light reflected by the planet is only about 2% at the maximum of the chlorophyll absorption bands (420 and 660 nm).

Considering the situation in the Solar System, Lovelock (1975) concluded that the coexistence of gases in a mixture which is out of thermodynamical equilibrium (e.g. O<sub>2</sub> and CH<sub>4</sub>) is a strong, although not certain, indication of biological activity.

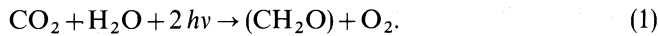
Owen (1980) considers that the massive presence of O<sub>2</sub> in the atmosphere of a telluric planet with its reducing rocks (ferrous oxides) is indicative of photosynthesis activity but for the short period of a possible “runaway greenhouse” phase when the photolysis of H<sub>2</sub>O can be a major, but time-limited, source of oxygen. Otherwise, in a cool atmosphere, water is protected from getting into its upper parts where it can be photolysed by a cold trap that makes it fall down as snow or rain. Then, the massive presence of O<sub>2</sub> in an atmosphere (0.1–0.2 bar) and a moderate temperature (300 ± 50 K) would be a strong indication of photosynthesis based life in a distant planet.

In this paper, we want to study the budget of the different oxygen and carbon reservoirs on Earth to check whether they are compatible with a biological origin of the

atmospheric oxygen. We also discuss the relevance of detecting  $O_3$  in the IR ( $9.7 \mu\text{m}$ ) as a tracer of  $O_2$  into the atmosphere.

## 2. Budget of free oxygen and organic carbon on Earth

The global reaction of photosynthesis can be written as:



$(\text{CH}_2\text{O})$  is symbolic for a typical organic molecule such as a glucide –  $(\text{CH}_2\text{O})_n$  – the organic carbon involved in such species is partially reduced and can be easily distinguished from oxidized carbon in  $\text{CO}_2$  or carbonates. The reduced  $\text{O}_2$  goes into the atmosphere and may oxidize rocks or organic carbon.

If atmospheric  $\text{O}_2$  on Earth has a photosynthetic origin and organic C does not have another sink than oxidation by oxygen, there must be more, or as much, C atoms in a reduced form than  $\text{O}_2$  molecules in the atmosphere. This is not obvious if one considers the respective amounts of species in the atmosphere and in the biomass and it warrants a more detailed study.

The different reservoirs of  $\text{O}_2$  and C can be measured by mass or equivalently by their thickness if spread in a uniform layer covering the whole Earth surface, with an arbitrary specific mass of  $1 \text{ g cm}^{-3}$ . One has the relation:

$$1 \text{ m} \leftrightarrow 5.15 \cdot 10^{20} \text{ g}.$$

This way of measuring the reservoirs is rather pictorial. For instance, we can readily appreciate the amount of atmospheric  $\text{O}_2$  or living biomass on lands.

Table 1 shows the contents of the different reservoirs of free oxygen and organic carbon as reported by Siegenthaler (1986). As expected, the oxygen amount (2.3 m) is much

**Table 1.** Major reservoirs of free  $\text{O}_2$  and organic carbon (adapted from Siegenthaler 1986). The amounts are expressed in thickness of a hypothetical layer of the species spread on the Earth surface that would have a specific mass of  $1 \text{ g cm}^{-3}$ . The equivalence with the reservoir mass is:  $1 \text{ m} \leftrightarrow 5.15 \cdot 10^{20} \text{ g}$ . [(-3) means  $10^{-3}$ ]

Reservoir	$h$ (m)
1) $\text{O}_2$ in atmosphere	2.3
dissolved in oceanic water <sup>a</sup>	< 8(-3)
2) Organic carbon	
–Biomass –land (living)	1.1(-3)
–land (humus)	3(-3)
–ocean (living)	6(-6)
–ocean (dissolved)	2(-3)
–Fossil fuels	1.1(-2)
–Sediments: organic C	23
(inorganic C)	(120)

<sup>a</sup> Based on less than 5 ml of  $\text{O}_2$  STP dissolved per litre of water when averaged over the ocean depth.

larger than the carbon one contained in the biomass (6 mm) or in fossil fuels (11 mm). But *the key reservoir of reduced carbon is organics in sediments* (23 m). Sediments contain a substantial fraction of organic carbon (mostly in clays and shales where it represents  $\sim 1\%$  of the mass) besides the inorganic one (carbonates). As a result, the total reservoir of organic carbon is significantly larger than that of free oxygen and this is *compatible with a photosynthetic origin of atmospheric  $\text{O}_2$* . This is in agreement with the conclusions of past works (e.g. Walker 1977).

Reaction (1) implies that each time an organic carbon atom has been produced by photosynthesis in the past, an oxygen molecule has been released. The production of 23 m of reduced C has released 61 m of free  $\text{O}_2$ . It is 26 times the present amount of atmospheric oxygen (2.3 m). Then, most of the photosynthetic oxygen produced during geological time has been removed again and fixed in rocks by oxidation of sulfur and iron compounds. Oxygen has been in the Earth's atmosphere at the present level for the last  $\tau_1 = 5 \cdot 10^8 \text{ yr}$  (Holland 1984). It means that the production flux times  $\tau_1$  has given a  $\text{O}_2$  amount of 61 m. On the other hand, the removing flux would make  $\text{O}_2$  vanish, if production stops, in the residence time  $\tau_r$ . Equating both fluxes leads to:  $\tau_r = \tau_1 \times 2.3 \text{ m}/61 \text{ m}$ , or a residence time  $\tau_r = 2 \cdot 10^7 \text{ yr}$ , in good agreement with oceanographic estimates (Broecker & Teng 1982). This residence time is short, so a continuous production of oxygen appears to be necessary to maintain a substantial fraction of this gas in an atmosphere. This strengthens the argument by Owen (1980) that the *massive presence of  $\text{O}_2$  in the atmosphere of a planet* which is not in a runaway greenhouse phase due to water *is a strong indication of photosynthetic activity*.

The mere study of the IR emission by the planet could be insufficient to exclude that it is in a runaway greenhouse phase, because it may come from the cold upper parts of its atmosphere (e.g. Venus) but, anyway, this phase is of short duration and the detection of  $\text{O}_2$  in several planets would be statistically meaningful.

## 3. Is $\text{O}_3$ a good tracer of atmospheric $\text{O}_2$ ?

### 3.1. How to detect $\text{O}_2$ ?

Owen (1980) has suggested to detect the presence of  $\text{O}_2$  in a distant atmosphere by looking for its A-band absorption at 760 nm. However, this is a very difficult observation. Apart from the favorable case of a planet eclipsing a star (Schneider 1992), one has to image the star and the planet, block the star light and make a spectrum of the planet light. The star to planet flux ratio is  $5 \cdot 10^9$  in the case of Sun/Earth. This indicates how difficult such an observation would be.

### 3.2. An interesting alternative: the detection of ozone

In 1986, Angel pointed out that this ratio decreases by almost three orders of magnitude if fluxes are considered

in the IR, around 10  $\mu\text{m}$ . In this spectral range, he noticed that Earth is the only telluric planet that exhibits a strong  $\text{O}_3$  absorption line ( $\lambda=9.7 \mu\text{m}$ ,  $\tau \sim 0.6$ ). The formation of  $\text{O}_3$  in the Earth atmosphere requires  $\text{O}_2$  molecules and if  $\text{O}_3$  can be considered as a good tracer of the presence of  $\text{O}_2$  in an atmosphere, its detection could be easier. In fact, Angel proposed a telescope (16 m diameter in space, passively cooled to 80 K) which could be built in the near future but for financial constraints and could make such an observation.

The point we want to examine here is the quality of  $\text{O}_3$  as a  $\text{O}_2$  tracer. It is clear that such a costly project can be considered only if we think that it has a safe basis.

One can readily think of an objection. In the Earth's atmosphere,  $\text{O}_3$  is formed in the upper layers, down to an altitude such that the optical depth of the oxygen column density above it is a few unities in the UV spectral range that dissociate  $\text{O}_2$  into atomic O. As oxygen is abundant on Earth, this altitude is high ( $\sim 20 \text{ km}$ ) but if oxygen was less abundant, one can imagine to form a similar quantity of  $\text{O}_3$  but lowering its location, so that the oxygen column above it would be still sufficient. In fact, the ratio of ozone to oxygen column densities is 200 times larger on Mars than on Earth (Traub et al. 1979).

Ozone seems to be a non-linear tracer of the amount of oxygen in an atmosphere so it requires a more quantitative study.

### 3.3. A model for $\text{O}_3$ column density as a function of $\text{O}_2$ amount in an atmosphere

A one-dimensional model which computes the total column of ozone as a function of the partial pressure of  $\text{O}_2$  at ground is used. For a first study, we assume an atmosphere which has several similarities with the Earth's. The incoming UV radiation is that of the Sun on the Earth. The deposition velocity of ozone at ground is assumed to be  $0.075 \text{ cm s}^{-1}$  which corresponds to the deposition velocity on water or snow (Muller 1992). The temperature vertical profile is the same as the one for Earth.

The atmosphere is assumed to contain oxygen and its derivatives as active gases and inactive species such as  $\text{N}_2$  on the Earth. The relative abundances of the two categories can be varied. The photochemical production and destruction of ozone are then only governed by the Chapman cycle (Chapman 1930):



where

—  $M$  is any molecule, mostly  $\text{O}_2$  and  $\text{N}_2$  on Earth,

—  $J_1$  and  $J_2$  are, respectively, the photo-dissociation coefficient of molecular oxygen and ozone, which depend on the UV flux at the altitude  $z$ . This flux is decreasing as the altitude decrease due to its absorption by  $\text{O}_2$  ( $\lambda < 242 \text{ nm}$ ),  $\text{O}_3$  (mainly  $\lambda < 320 \text{ nm}$ ) and Rayleigh scattering;

—  $k_1$ ,  $k_2$  and  $k_3$  are, respectively, the rate coefficients of reactions (2), (4) and (5) which depend on temperature  $T$

$$k_1 = 6 \cdot 10^{-34} (T/300)^{-2/3},$$

$$k_2 = 8 \cdot 10^{-12} \exp(-2060/T),$$

$$k_3 = 5.2 \cdot 10^{-35} \exp(900/T).$$

Although reaction (3) is very fast ( $J_2 = 10^{-2} \text{ s}^{-1}$  at the top of the Earth atmosphere), the photo-dissociation of ozone by this reaction is not a net loss for this molecule. Indeed, the atomic oxygen produced in this reaction easily reproduces ozone by the equally fast reaction (2). Assuming the photochemical equilibrium for  $\text{O}_3$  and neglecting reaction (4) leads to a relation between the concentration of O and  $\text{O}_3$  which can be written as

$$\frac{[\text{O}]}{[\text{O}_3]} = \frac{J_2}{k_1[\text{O}_2][\text{M}]} \quad (6)$$

The net loss of ozone is in fact the loss of odd-oxygen  $\text{O}_x = \text{O} + \text{O}_3$  by the much slower reactions (4) and (5).

Vertical distribution of ozone is not only governed by photochemical reactions but also by transport processes. In a one-dimensional model, the vertical transport is represented by an effective vertical eddy diffusion coefficient  $K$ . On the Earth, the vertical profile of this coefficient is computed to fit the model results with the observations. This profile has been assumed in the calculations.

At each altitude  $z$  between 0 and 60 km, by step of 1 km, the evolution of the odd-oxygen concentrations is given by the following equation:

$$\frac{\partial[\text{O}_x]}{\partial t} = 2J_1[\text{O}_2] - 2k_2[\text{O}][\text{O}_3] - 2k_3[\text{O}][\text{O}][\text{M}] - \frac{\partial\Phi}{\partial z}, \quad (7)$$

where

$$\Phi = -K[\text{M}] \frac{\partial}{\partial z} \left( \frac{[\text{O}_x]}{[\text{M}]} \right) \quad (8)$$

and taking into account (6)

$$[\text{O}] = \frac{R[\text{O}_x]}{(1+R)}, \quad (9)$$

$$[\text{O}_3] = \frac{[\text{O}_x]}{(1+R)}, \quad (10)$$

where

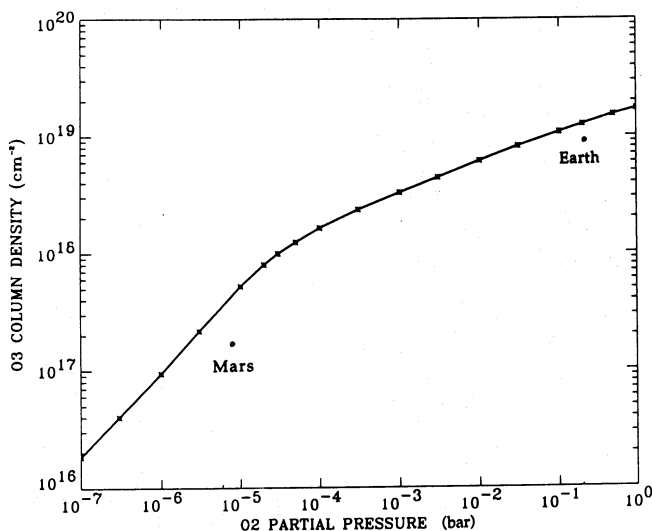
$$R = \frac{J_2}{k_1[\text{O}_2][\text{M}]}.$$

$J_1$  and  $J_2$  are averaged values on a diurnal cycle computed in equinox conditions at 30 N on the Earth. They depend on the  $O_3$  concentrations at each altitude  $z$ . In consequence, the system of Eqs. (7) is solved by iterations. The computed  $O_3$  vertical concentration profile is used to compute  $J_1$  and  $J_2$  for the next iteration, until convergence is obtained. Once  $O_x$  vertical profile is computed,  $O_3$  vertical profile is obtained using (10). The integration of the  $O_3$  concentration from 0 to 60 km gives the ozone total column. Figure 1 shows the ozone total column as a function of the  $O_2$  partial pressure at ground, assuming a total pressure at ground of  $10^5$  Pa (1 bar or 1 Earth atmosphere). Also shown is the ozone total column of the Earth.

Our results are in good agreement with the previous work by Paetzold (1962) for  $p_{O_2} = 10^{-3}$  to 1 bar. The model reproduces the Earth case only within a factor 1.4 because destruction of ozone by catalytical cycles involving hydrogen, nitrogen and chlorine species are not taken into account.

The model also reproduces the case of Mars within a factor of 2. This point gives some confidence in the model generality and capability to describe the  $O_3$  amount in an atmosphere which is not strictly Earth like. Specifically, the  $O_2$  amount seems to be a more crucial parameter to determine the  $O_3$  column density than the total gas pressure or the star flux.

The model results are dependent on the temperature and pressure profiles of the planet. Indeed, rate constants are temperature dependent and changes in the total concentration change the oxygen/ozone ratio [relation (6)]. Other calculations have been made *changing the temperature profile* in the following manner: the maximum of temperature is located at the maximum of heating of the



**Fig. 1.** Column density of ozone as a function of the ground pressure of oxygen as resulting from the atmospheric model. It reproduces the case of Earth and Mars, within a factor of 1.4 and 2, respectively

atmosphere due to the absorption of UV by ozone as in the case of the Earth; this maximum of temperature has been assumed to be the same as in the Earth; the results indicate *maximum differences of 30% in the worse cases*, which is negligible for our purpose.

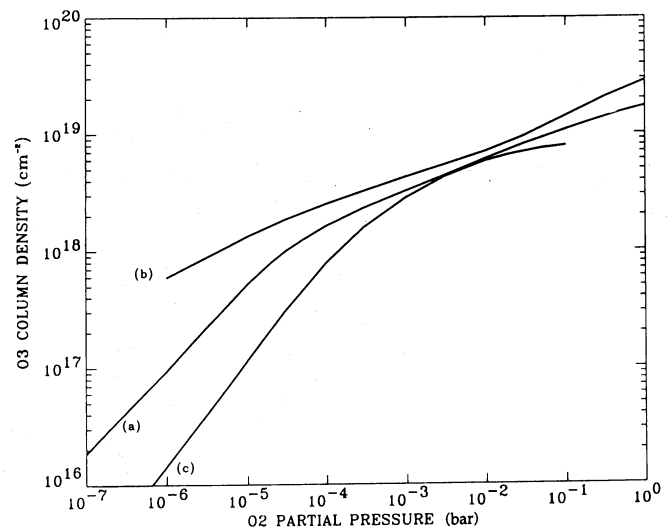
Second, the *total pressure* at ground (and therefore the vertical pressure profile if the gravitational force is the same) has been changed. Figure 2 shows the results for a total pressure at ground of 0.1, 1 and 10 bar. We remark that the corresponding change in  $O_3$  total column is less than a factor 2 for partial pressure of  $O_2$  ranging from  $10^{-3}$  to  $10^{-1}$  bar.

These tests indicate that the relationship between the  $O_3$  column and  $O_2$  partial pressure of an atmosphere shown in Fig. 1 is rather stable with respect to different variations of the atmosphere parameters.\*

### 3.4. Implications of the model results

Clearly,  $O_3$  is a non-linear tracer of the  $O_2$  amount of an atmosphere. For instance, when the  $O_2$  ground pressure varies from  $10^{-2}$  to 1 bar, the  $O_3$  amount varies only by a factor of 3.

However, it does not mean that the detection of  $O_3$  in an extrasolar planet atmosphere would not be a good criterion for exobiology. To be detectable in such difficult conditions, the  $9.7 \mu\text{m}$  absorption of  $O_3$  would have to be rather strong, say larger than half that of the Earth ( $I/I_0$ )<sub>Earth</sub>  $\sim 50\%$ ). If we assume that the optical depth is proportional to the  $O_3$  column density,\*\* according to our model, it implies that the *oxygen pressure in such atmosphere would be larger than 10 mbar*. If the greenhouse runaway phase can be eliminated, would such a pressure be sufficient to indicate a continuous photosynthetic production of  $O_2$ ? We think that this is an *open question* that



**Fig. 2.** Same as Fig. 1, but with different total atmospheric pressures: (a)  $P_{\text{tot}} = 1$  bar; (b)  $P_{\text{tot}} = 10$  bar; (c)  $P_{\text{tot}} = 0.1$  bar

should be worked out in the future, considering its implications. If we refer to the past of Earth, the answer would probably be positive (Holland 1990). In that case, *the detection of the 9.7  $\mu\text{m}$  band of  $\text{O}_3$  would be an even more sensitive test for the presence of  $\text{O}_2$  than the search for the oxygen A-band in the visible.* As a matter of fact, with  $p_{\text{O}_2} = 10$  mbar, the latter would be quite weak, with an optical depth of  $7 \cdot 10^{-3}$  when measured with resolution  $R = 40$  (Owen 1980) and would not be detectable.

An interesting way to check whether  $p_{\text{O}_2} = 10$  mbar could have an abiotic origin is to consider the case of a model of Mars' atmosphere. On this planet,  $\text{O}_2$  is presently 0.13% of the atmosphere. Would the percentage change if the surface pressure on Mars were increased 150 times and the temperature increased as well as due to the  $\text{CO}_2$  greenhouse effect? Could one reach 10 mbar of  $\text{O}_2$  for a 1 bar Martian atmosphere? This question needs a good planetary atmosphere model to be answered. We are considering the possibility of developing such a model in collaboration with planetary science colleagues.

#### 4. Conclusion

The budget of free oxygen and organic carbon on Earth confirms that  $\text{O}_2$  is a very reactive gas whose massive presence in a telluric planet atmosphere implies a continuous production. Its detection would be a good indication for a strong photosynthetic activity, provided the planet is not in a runaway greenhouse phase due to  $\text{H}_2\text{O}$ . It should be noted that the reverse is not true. A photosynthetic activity is possible on a planet that has not yet succeeded to oxidize a strongly reducing crust. The resulting low concentration of  $\text{O}_2$  in the atmosphere would not be a proof of the absence of life on this planet. This was the case for the Earth from  $-3.5$  to  $-0.5$  Gyr. In addition, exotic forms of life may exist that would not be detected by the search for  $\text{O}_2$ .

In principle, the direct detection of  $\text{O}_2$  could be possible in the visible flux of the planet at 760 nm (oxygen A-band) but it would be extremely difficult, considering the much larger flux from the star. The alternative search for the 9.7  $\mu\text{m}$  absorption of  $\text{O}_3$  may be easier as the contrast with the star is improved by three orders of magnitude. A simple atmospheric model indicates that the  $\text{O}_3$  column density is not a linear tracer of the atmospheric  $\text{O}_2$  content. However, the detection of a substantial  $\text{O}_3$

absorption ( $\tau > 25\%$ ) would indicate, within the validity of this model, a  $\text{O}_2$  ground pressure larger than 10 mbar. The question is raised of whether this pressure is sufficient to indicate a photosynthetic origin of the oxygen. If the answer was positive, it would be an even *more sensitive test* of photosynthetic activity than the detection of the oxygen A-band. Further studies of these points are clearly needed before determining an observation strategy.

Note that the spectra of both Jupiter and Saturn show dips at 9–11  $\mu\text{m}$  due to  $\text{NH}_3$  and  $\text{PH}_3$  that could be confused with the signature of  $\text{O}_3$ . But the conditions for these gas to be present in a planetary atmosphere are specific enough to prevent any confusion between the identification of  $\text{O}_3$  and that of  $\text{NH}_3$  or  $\text{PH}_3$ .

*Acknowledgements.* It is a pleasure to thank Claude Camy Peyret, Gérard Mégie, Alain Poisson, Francois Robert and Bernard Schauer for providing us with precious pieces of information and T. Owen and C. Sagan for stimulating remarks and questions.

#### References

- Angel J.R.P., Cheng A.Y.S., Woolf N.J., 1986, *Nat* 322, 341  
 Broecker W.F., Teng T.H., 1982, *Tracers in the sea*. Lamont-Boherty Geological Observatory, Columbia University Press, New York  
 Chapman S., 1930, *A theory of upper atmospheric ozone*. *Mem. Roy. Meteorol. Soc.* 3, 103  
 Holland H.D., 1984, *The chemical evolution of the atmosphere and ocean*. Princeton University Press, Boston  
 Holland H.D., 1990, *Nat* 347, 17  
 Lovelock J.E., 1975, *Proc. Roy. Soc., London* B189, 167  
 Muller J.F., 1992, *Geographical distribution and seasonal variation of surface emissions and deposition velocities of atmospheric trace gases*. *J. Geophys. Res.* 97, 3787  
 Owen T., 1980, In: Papagiannis M.D. (ed.) *Strategies for the Search for Life in the Universe*. Reidel, pp. 177–185  
 Paetzold H.K., 1962, *La physique des planètes vol. 7*. *Mem. Soc. Roy. Sci., Liège*, p. 452  
 Schneider J., 1992, In: Tran Thanh J., et al. (eds.) *Frontiers of Life*. Editions Frontières, Paris  
 Siegenthaler U., 1986, In: Buat-Ménard P. (ed.) *The Role of Air Sea Exchange in Geochemical Cycling*. NATO-ASI Series, Reidel, pp. 209–247  
 Traub W.A., Carleton N.P., Connes P., Noxon J.F., 1979, *ApJ* 229, 846  
 Walker J.C.G., 1977, *Evolution of the Atmosphere*, Macmillan, London

#### Notes added in proof

\* The incidence of the spectral composition of the stellar flux irradiating the planet will be studied in the near future.

\*\* The assumption that the  $\text{O}_3$  band optical depth is proportional to the  $\text{O}_3$  column density is crude, so we plan to make a precise calculation of the dependence of the 9.7  $\mu\text{m}$  band optical depth upon the ground  $\text{O}_2$  pressure of the planet.