



HAL
open science

Electro-Fenton treatment of a complex pharmaceutical mixture: Mineralization efficiency and biodegradability enhancement

Oleksandra Ganzenko, Clément Trelu, Nihal Oturan, David Huguenot, Yoan Pechaud, Eric D. van Hullebusch, Mehmet Oturan

► To cite this version:

Oleksandra Ganzenko, Clément Trelu, Nihal Oturan, David Huguenot, Yoan Pechaud, et al.. Electro-Fenton treatment of a complex pharmaceutical mixture: Mineralization efficiency and biodegradability enhancement. *Chemosphere*, 2020, 253, pp.126659. 10.1016/j.chemosphere.2020.126659 . insu-02892504

HAL Id: insu-02892504

<https://insu.hal.science/insu-02892504>

Submitted on 20 May 2022

HAL is a multi-disciplinary open access archive for the deposit and dissemination of scientific research documents, whether they are published or not. The documents may come from teaching and research institutions in France or abroad, or from public or private research centers.

L'archive ouverte pluridisciplinaire **HAL**, est destinée au dépôt et à la diffusion de documents scientifiques de niveau recherche, publiés ou non, émanant des établissements d'enseignement et de recherche français ou étrangers, des laboratoires publics ou privés.



Distributed under a Creative Commons Attribution - NonCommercial 4.0 International License

Electro-Fenton treatment of a complex pharmaceutical mixture: Mineralization efficiency and biodegradability enhancement

Oleksandra Ganzenko^a, Clément Trelu^a, Nihal Oturan^a, David Huguenot^a, Yoan Péchaud^a,
Eric D. van Hullebusch^b, Mehmet A. Oturan^{a,*}

^a Université Paris-Est, Laboratoire Géomatériaux et Environnement, EA 4508, UPEM, 77454 Marne-
la-Vallée, France

^b Univ Paris, Inst Phys Globe Paris, CNRS, F-75005 Paris, France

* Corresponding author:

Email: Mehmet.Oturan@univ-paris-est.fr (Mehmet A. Oturan)

1 **Abstract**

2 Combination of the electro-Fenton process with a post-biological treatment could represent a
3 cost-effective solution for application of electrochemical advanced oxidation processes. The
4 objective of this study was to assess this treatment strategy to assess a complex
5 pharmaceutical mixture. First, main operating parameters ($[\text{Fe}^{2+}]$ and current) of the electro-
6 Fenton process were optimized. An optimal concentration of 0.2 mM of Fe^{2+} was obtained
7 for mineralization of the pharmaceutical mixture. An optimal current of 400 mA was also
8 obtained for degradation of caffeine and 5-fluorouracil alone. However, mineralization of the
9 effluent was continuously improved when increasing the current owing to the promotion of
10 mineralization of organic compounds at the BDD anode. Besides, energy efficiency was
11 decreased at prolonged treatment time because of mass transport limitation. Interestingly, it
12 was observed a strong biodegradability enhancement of the solution after short treatment
13 times (<3 h) at 500 and 1000 mA, which can be related to the degradation of parent
14 compounds into more biodegradable by-products. The need for an acclimation time of the
15 biomass to the pre-treated effluent was also emphasized, most probably because of the
16 formation of some toxic by-products as observed during acute toxicity tests. Therefore, a
17 biological post-treatment could represent a cost-effective solution for the removal of
18 biodegradable residual organic compounds as well as for the removal of nitrogen released
19 from mineralization of organic compounds under the form of NO_3^- and NH_4^+ during electro-
20 Fenton pre-treatment.

21

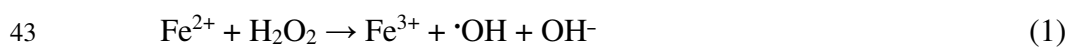
22 **Keywords:** Electro-Fenton, Pharmaceutical pollutants, Degradation, Mineralization,
23 Biodegradation, Toxicity

24

25

26 1. Introduction

27 Electro-Fenton process is an electrochemical advanced oxidation process (EAOP) with an
28 elevated interest for the removal of recalcitrant organic compounds from wastewaters (Brillas
29 et al., 2009; Oturan and Aaron, 2014; Martínez-Huitle et al., 2015). This process is based on
30 the well-known Fenton's reaction (Eq. (1)) for *in-situ* generation of hydroxyl radicals ($\cdot\text{OH}$).
31 Contrarily to the conventional Fenton process, Fe^{2+} is continuously regenerated at the cathode
32 (Eq. (2)). It means that a catalytic amount of iron is initially added and steadily regenerated at
33 the cathode throughout the treatment. Besides, aeration of the treated solution ensures
34 continuous *in situ* production of H_2O_2 from reduction of dissolved oxygen at a suitable
35 cathode material (Eq. (3)). Depending on the nature of both the anode material and inorganic
36 matrix, further oxidant species such as $\cdot\text{OH}$, $\text{SO}_4^{\cdot-}$, active chlorines can be also generated at
37 the anode (Panizza and Cerisola, 2009; Rodrigo et al., 2010; Martínez-Huitle et al., 2015;
38 Salazar et al., 2017; Garcia-Segura et al., 2018, Nidheesh et al., 2019). Therefore, electro-
39 Fenton process has demonstrated a great potential for degradation and mineralization of
40 different types of pollutants, including dyes, pesticides, pharmaceuticals etc. (Sirés et al.,
41 2007; Özcan et al., 2008; Oturan et al., 2013; Nidheesh et al., 2014; Brillas and Martínez-
42 Huitle, 2015; Mousset et al., 2018).



46 Research on the degradation of single compounds by the electro-Fenton process is an
47 important step to understand the underlying mechanisms (Oturan et al., 2000; Yang et al.,
48 2020). Besides, there is also a need to assess the efficiency of the process on solutions
49 containing a mixture of organic compounds as well as on real effluents. Thus, the goal of this

50 study was to complement existing knowledge on electro-Fenton process by optimizing it for
51 the treatment of a synthetic pharmaceutical mixture composed of 13 pharmaceuticals
52 belonging to different therapeutic and pharmacological classes (Table SM-1). Each
53 pharmaceutical selected was regarded as a representative of drugs with similar
54 pharmaceutical action. The selection was made based on several publications that
55 investigated the composition of hospital wastewater (Thomas et al., 2007; Kosma et al., 2010;
56 Verlicchi et al., 2010, 2012; Escher et al., 2011; Sim et al., 2011). Among the multitude of
57 identified compounds from these studies, a selection was done based on (i) the most
58 frequently detected drugs with highest concentrations (Table SM-2) and, (ii) the risk or
59 hazard they represent for humans and ecosystems (genotoxicity, antibiotic resistance in
60 bacteria and various adverse effects on living organisms) (Martínez, 2008; Allen et al., 2010;
61 Załęska-Radziwiłł et al., 2014; Dias et al., 2015; Diniz et al., 2015; Kovács et al., 2015;
62 Zivna et al., 2015).

63 The objective of the electro-Fenton process detailed in this study is to provide an efficient
64 solution for the removal of pharmaceutical in the range of mg L^{-1} concentrations. Such
65 concentrations can be observed in effluents from the pharmaceutical industry effluents where
66 contamination mainly arises from washing and rinsing procedures of tanks. For example,
67 sulfonamide drugs were detected in an untreated drug waste at 400 – 700 mg L^{-1} (Kumar
68 Gupta et al., 2005). High concentration of pharmaceutical compounds can be also analyzed in
69 nanofiltration and/or reverse osmosis concentrates (Urtiaga et al., 2013). Hospitals are also
70 another source of uncontrolled release of drugs into the environment with potential negative
71 consequences (Mendoza et al., 2015). Hospital effluents are normally discharged to the
72 common sewage system and undergo conventional treatment at municipal wastewater
73 treatment facilities which do not constitutes an effective barrier for the removal of hardly
74 biodegradable compounds (Heberer, 2002; Radjenović et al., 2009).

75 Particular emphasis has been given in this study to the potential combination of the
76 electrochemical process with a biological post-treatment in order to improve the cost-
77 efficiency of the process (Ganzenko et al., 2014; Olvera-Vargas et al., 2016a, 2016b;
78 Monteil et al., 2018; El Kateb et al., 2019). Therefore the following objectives were pursued:
79 (i) assessment of the influence of the mixture on degradation kinetics of two components of
80 the pharmaceutical mixture (caffeine and 5-fluorouracil), (ii) determination of the effect of
81 operating parameters (current, catalyst concentration, treatment time) on mineralization rate
82 of the pharmaceutical mixture and determination of energy consumption, (iii) investigation of
83 the evolution of inorganic species of nitrogen during the treatment, (iv) evolution of the acute
84 toxicity of treated solutions and, (v) determination of the biodegradability enhancement of the
85 solution after the electro-Fenton treatment.

86 **2. Materials and methods**

87 **2.1. Chemicals**

88 Analytical grades of 5-fluorouracil, acetylsalicylic acid (aspirin), atenolol, caffeine,
89 diclofenac sodium salt, diatrizoate meglumine, erythromycin, naproxen, norfloxacin,
90 acetaminophen (paracetamol), ranitidine, sulfamethoxazole and tetracycline hydrochloride
91 were obtained from Sigma-Aldrich. Iron (II) sulfate heptahydrate and sodium sulfate were
92 reagent grade obtained from Acros Organics and Sigma-Aldrich, respectively. All reagents
93 listed in literature for COD and BOD analyses were reagent grade. For toxicity assessment
94 with Microtox[®], *Vibrio fischeri* bacteria were purchased from Hach Lange.

95 **2.2. Preparation of the synthetic pharmaceutical mixture**

96 The synthetic pharmaceutical solution was prepared by mixing 0.1 mM of each compound
97 listed in sub-section 2.1 and Table SM-1 in water. All the solutions were prepared with
98 ultrapure water produced by a Millipore Milli-Q (simplicity 185) system with resistivity

99 >18.2 MΩ cm. Solution was stirred until complete dissolution of all compounds and stored at
100 4 °C for maximum one week before use.

101 **2.3. Experimental setup**

102 Open undivided electro-Fenton glass reactor was operated in a batch mode at ambient
103 temperature ($T = 20 \pm 1$ °C) and was filled with 200 mL of the synthetic pharmaceutical
104 solution containing 0.05 M sodium sulfate and iron sulfate at concentration in the range 0.1 –
105 0.5 mM. The pH of the solution was adjusted to 2.9 ± 0.1 with 1 M sulfuric acid. The carbon
106 felt cathode (18.5 cm × 4.5 cm) circled the internal wall of the reactor. The boron-doped
107 diamond (BDD) anode (6 cm × 4 cm) was positioned in the center on equal distances from
108 the encircling cathode. The solution was continuously stirred at a speed of 450 rpm and
109 aerated with compressed air (0.2 L min^{-1}) throughout the experiment. Aeration started 5 min
110 prior to electrolysis in order to saturate the solution with oxygen. The current and voltage
111 were monitored in real time using a power supply (HM8040-3, Hameg Instruments).

112 **2.3. Instruments and analytical procedures**

113 **2.3.1. Total organic carbon (TOC)**

114 TOC analysis was performed in order to determine the mineralization rate of the solution
115 during the treatment. It was measured on a Shimadzu VCSH TOC analyzer by combustion
116 with catalytic oxidation at 680 °C. A non-dispersive infrared detector was used. Standard
117 potassium hydrogen phthalate solution was used for calibration. The injection volume was 50
118 μL.

119 **2.3.2. Caffeine and 5-fluorouracil analysis by high performance liquid chromatography** 120 **(HPLC)**

121 Experiments on degradation kinetics of caffeine and 5-fluorouracil were followed by a
122 reverse-phase HPLC. The equipment (Merck Hitachi) consisted of a column Purospher

123 STAR RP-18 endcapped (5 μm), a pump (Elite LaChrome, L-2130), UV detector (Elite
124 LaChrome, L-2400) and a thermostat set at 40 $^{\circ}\text{C}$ (Jetstream Plus, series 140310). The
125 mobile phase was a mixture of methanol and ultrapure water both buffered with 1% acetic
126 acid. Injection volume was equal to 20 μL . UV detector was set to 275 nm. 5-Fluorouracil
127 and caffeine exhibited well-defined peaks at retention time of 10 and 25.4 min, respectively,
128 under gradient elution conditions (details of the procedure was given in Text SM-1)

129

130 2.3.3. Ion chromatography

131 The evolution of inorganic ions was followed with a Dionex ICS-1000 ion chromatography
132 system equipped with an ASRS-ULTRA II (for anions) or CSRS-ULTRA II (for cations)
133 self-regenerating suppressor to improve the sensitivity of the detector. The system was
134 equipped with a DS6 conductivity detector containing a cell heated at 35 $^{\circ}\text{C}$. An anion-
135 exchange column (IonPac AS4ASC, 25 cm \times 4 mm) was used for NO_3^- and NO_2^- analyses.
136 NH_4^+ analysis was performed on a cation-exchange column (IonPac CS12A, 25 cm \times 4 mm).
137 A solution composed of 1.8 mM Na_2CO_3 and 1.7 mM NaHCO_3 at 2.0 mL min^{-1} was used as
138 mobile phases for anion analysis. Mobil phase for cation analysis was a 9.0 mM H_2SO_4
139 solution at 1.0 mL min^{-1} . Identification and quantification of ions was done by comparison
140 with elution time and peak areas of standard solutions.

141 2.3.4. Acute toxicity

142 Toxicity of solutions was measured by means of Microtox[®] test on bioluminescent bacteria
143 *Vibrio fischeri*. Microtox[®] Model 500 Analyzer was used for this analysis. Each sample was
144 adjusted to the pH in the range of 6.5-7.5 and filtered (0.2 μm regenerated cellulose filter) in
145 order to remove precipitated iron. Sodium chloride 22% was added to the tubes with
146 reactivated *Vibrio fischeri* for osmotic protection of bacteria. Finally, prepared samples were

147 added to the tubes in order to measure luminescence inhibition (as % of the initial
148 luminescence of bacteria) after 5 min of incubation.

149 *2.3.5. Chemical oxygen demand (COD)*

150 Chemical oxygen demand was measured using a reflux method in a closed system (tubes)
151 with potassium dichromate followed by a colorimetric dosage using a Spectroquant® TR 420
152 (Merck).

153 *2.3.6. Biological oxygen demand (BOD)*

154 The biological oxygen demand (BOD) was measured in order to follow the evolution of the
155 biodegradability of the solution. The analysis was performed following the method detailed
156 by (Rodier et al., 2009). The inoculum was activated sludge from a French municipal
157 wastewater treatment plant. Before the beginning of the experiment, sample, dilution water
158 and bacterial inoculum were aerated to reach oxygen saturation. The BOD values were
159 measured by respirometric method using OxiTop® Control System (WTW, Germany). Each
160 sample bottle of OxiTop® of 432 mL volume contained 100 mL of sample, 3 mL of buffer
161 solution (amount calculated to keep the ratio COD:N close to 100:5), 1 mL of allylthiourea
162 solution (to prevent nitrification), 273 mL of dilution water and 5 mL of biomass from
163 activated sludge. Before adding the inoculum, the solution was adjusted to circumneutral pH.
164 All the bottles contained a rubber sleeve containing sodium hydroxide pellets to absorb the
165 carbon dioxide produced during the bacterial respiration. Continuously stirred bottles were
166 incubated in dark place with temperature in the range 20(±1) °C during 5 days in order to
167 determine the BOD at 5 days (BOD₅) as well as during 17 days in order to observe the effect
168 of bacteria acclimation on the biodegradability of the solution. For each batch of analysis, a
169 blank (ultrapure water) was analyzed for evaluation of the endogenous respiration of bacteria.
170 Endogenous respiration was subtracted from each value obtained for the different samples.

171

172 **3. Results and discussion**

173 ***3.1. Influence of the mixture on degradation kinetics of caffeine and 5-fluorouracil.***

174 The degradation kinetic of two components of the mixture was followed in order to
175 determine the apparent rate constant (k_{app}) of the reaction with hydroxyl radicals. The
176 degradation kinetics of pharmaceutical compounds fitted well with the pseudo-first order
177 model ($R^2 > 0.99$) (Eqs. (4) and (5)):

$$178 \quad d[\text{Pharma}]/dt = -k_{app} [\text{Pharma}], \quad (4)$$

$$179 \quad k_{app} = k_{abs} [^{\bullet}\text{OH}] \quad (5)$$

180 Apparent rate constants for caffeine and 5-fluorouracil are given in Table 1 as a function of
181 current applied. Apparent rate constants in the pharmaceutical mixture were compared with
182 values obtained from the previous studies on individual molecules of caffeine and 5-
183 fluorouracil (Ganzenko et al., 2015, 2018). As the experimental setup was identical, all these
184 data allowed visualizing a change in the degradation rate of given compounds depending on
185 the organic matrix of the solutions (compounds alone *vs* mixture of compounds).

186 It can be seen that the apparent rate constants for both molecules are close when comparing
187 for same current intensities and same matrix. These results might be ascribed to a similar
188 initial reaction mechanism and show that hydroxyl radicals really act as non-selective
189 oxidants in this case. Besides, apparent rate constants decreased in the pharmaceutical
190 mixture by a factor in the range 18 - 30 compared to experiments performed on single
191 molecules. In fact, initial TOC of individual caffeine and 5-fluorouracil solutions was around
192 9.6 and 4.8 mg L⁻¹ respectively, while the TOC of the synthetic mixture was 220 mg L⁻¹
193 (including the same concentration of caffeine and 5-fluorouracil). These results show that
194 hydroxyl radicals really act as non-selective oxidants. A slightly higher apparent reaction rate
195 was observed for caffeine, as expected from absolute rate constants previously determined

196 (2.48 × 10⁻⁹ L mol⁻¹ s⁻¹ for caffeine and 1.52 × 10⁻⁹ L mol⁻¹ s⁻¹ for 5-flourouracil) (Ganzenko et
 197 al., 2015, 2018). As hydroxyl radicals are non-selective oxidants, they can react with caffeine
 198 and 5-flourouracil as well as with the other pharmaceuticals present in the mixture. Since 5-
 199 flourouracil and caffeine accounted for only 2.2 and 4.4% of the TOC of the mixture, the
 200 apparent rate constants were strongly decreased because of the competition of other organics
 201 for hydroxyl radicals. It can be noted that the apparent rate constants for both molecules were
 202 close in the mixture, highlighting the non-selective potential of the electro-Fenton process.

203

204 **Table 1** – Apparent (pseudo-first order) rate constants obtained for degradation of 5-flourouracil and
 205 caffeine at different current intensities in the synthetic pharmaceutical mixture (Mix) and in solutions of
 206 individual compounds (Alone). Optimal values for different types of solutions are indicated in bold
 207 characters. Operating conditions: [Fe²⁺] = 0.2 mM, [Na₂SO₄] = 0.05 M, V = 200 mL.


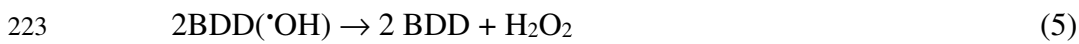
208

Current (mA)	5-flourouracil		Caffeine	
	Mix	Alone	Mix	Alone
	k _{app} (min ⁻¹)	k _{app} (min ⁻¹)	k _{app} (min ⁻¹)	k _{app} (min ⁻¹)
200	0.038	0.61	0.034	0.73
300	0.040	0.74	0.036	1.14
400	0.042	0.60	0.038	0.64
700	0.03	-	0.023	-

209

210 An interesting observation was also linked to the fact that the optimal current for degradation
 211 of both compounds in the pharmaceutical mixture was 400 mA. By comparison, the optimal
 212 current for degradation of individual caffeine and 5-flourouracil was 300 mA, with a strong
 213 decrease of the apparent rate constant at 400 mA compared to 300 mA. This difference in the
 214 optimal current can be mainly attributed to the higher TOC of the mixture that leads to a

215 different ratio between the amount of organic matter available for oxidation and the amount
216 of hydroxyl radicals produced. The existence of an optimal value of current can be associated
217 to the production of high amount of hydroxyl radicals leading to enhancement of the rate of
218 parasitic reactions (Eqs. (4)-(7)) to the detriment of reaction with the organic matter (Brillas
219 et al., 2009). Thus, the higher TOC in the mixture shifted the optimal current to a higher
220 value as a greater fraction of hydroxyl radicals was consumed for the degradation of organic
221 matter instead of propagation of parasitic reactions.



226

227 ***3.2. Effect of operating parameters on mineralization of the pharmaceutical mixture.***

228 Degradation of pharmaceutical compounds is not the only objective to achieve during the
229 treatment of such effluent. It is also necessary to remove degradation by-products that can be
230 potentially even more toxic than parent compounds. Total mineralization of organic
231 compounds ensures a total decontamination of the solution due to the complete
232 transformation of organic compounds into harmless inorganics such as CO₂, H₂O and
233 inorganic ions. Therefore mineralization kinetics was followed through TOC analyses and the
234 influence of two main operating parameters (catalyst concentration and current) on process
235 efficiency was assessed (Fig. 1).

236 First, the influence of Fe²⁺ (catalyst) concentration, which influences greatly the formation of
237 hydroxyl radicals, was analyzed. Results obtained for three different Fe²⁺ concentrations (0.1,
238 0.2 and 0.5 mM) were depicted in Fig. 1A. It can be seen that a double increase in Fe²⁺

239 concentration from 0.1 to 0.2 mM led to a faster TOC removal. However, a further increase
240 to 0.5 mM showed that the mineralization was slower than for 0.2 mM Fe^{2+} . The existence of
241 an optimal value for catalyst concentration during electro-Fenton process for the removal of
242 organic pollutants is mainly attributed to enhancement of the parasitic reaction between
243 hydroxyl radicals and Fe^{2+} in the presence of excess Fe^{2+} (Eq. (4)) (Brillas et al., 2009; Yang
244 et al., 2019). Therefore, the concentration of 0.2 mM Fe^{2+} was chosen for all further
245 experiments.

246 Then, the influence of current was studied in the range 100 to 1500 mA and the results were
247 presented in Fig. 1B. It was observed that the higher the current the faster the mineralization
248 of pharmaceuticals, without existence of an optimal threshold value. For example, after 0.5 h
249 of electrolysis the mineralization rate was at 20, 33, and 50% for 100, 500 and 1500 mA,
250 respectively. This behavior is different from the mineralization of single pharmaceuticals
251 (caffeine and 5-florouracil) for which an optimal value of 400 mA was observed. These
252 results can be explained by the fact that degradation is mainly ascribed to oxidation of
253 organic compounds in the bulk through the electro-Fenton process, while mineralization is
254 also strongly enhanced through anodic oxidation at the BDD anode. While there is an optimal
255 current for the electro-Fenton process (because of parasitic reactions, Eqs. (4)-(7)), it is
256 usually observed a continuous increase of mineralization rates when increasing current during
257 anodic oxidation process (Panizza and Cerisola, 2009).

258 However, it is worth noticing that the mineralization rate was much faster at the beginning of
259 the treatment compared, particularly at high current. After 1 h of electro-Fenton treatment
260 with an intensity of 1000 mA almost 62% of organic matter was removed, while during next
261 1 h only additional 21% mineralization was achieved. Such behavior can be attributed to a
262 stronger mass transfer limitation after removal of the main portion of the organic matter. In
263 fact, the level of production of hydroxyl radicals was constant throughout the treatment,
264 while the organic matter was being gradually mineralized. The ratio between the amount of

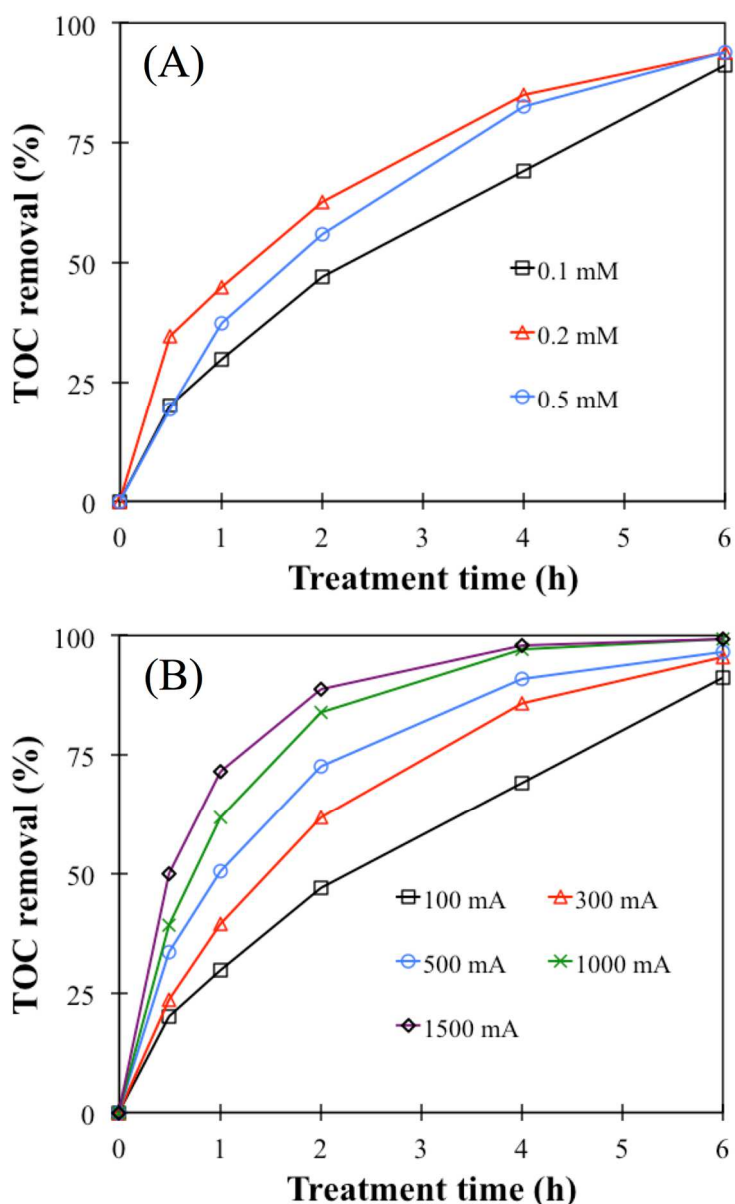
265 hydroxyl radicals and the amount of organic matter becomes higher, resulting in excess of
266 hydroxyl radicals and thus promoting parasitic/ wasting reactions instead of reaction with
267 organic compounds (Mousset et al., 2019).

268 This phenomenon led to a decrease of the energy efficiency (EC) of the process during the
269 treatment. Thus, the EC was calculated according to Eq. (7) in terms of kWh consumed per
270 kg of TOC removed during the process:

$$271 \quad EC = \frac{E_{cell} \cdot I \cdot t}{(\Delta TOC)_t \cdot V_s} \quad (7)$$

272 where E_{cell} is the cell voltage (V), I is the applied current (A), t is the treatment time (h),
273 $(\Delta TOC)_t$ is the decay of TOC (g L^{-1}) at time t and V_s is the volume of the solution treated (L).

274 At 500 mA, energy consumption was 97.8, 130, 181, 289 and 407 kWh per kg of TOC
275 removed after 0.5, 1, 2, 4 and 6 hours of treatment, respectively. This strong increase in
276 energy consumption with treatment time is directly related to the slower mineralization
277 kinetics.



278

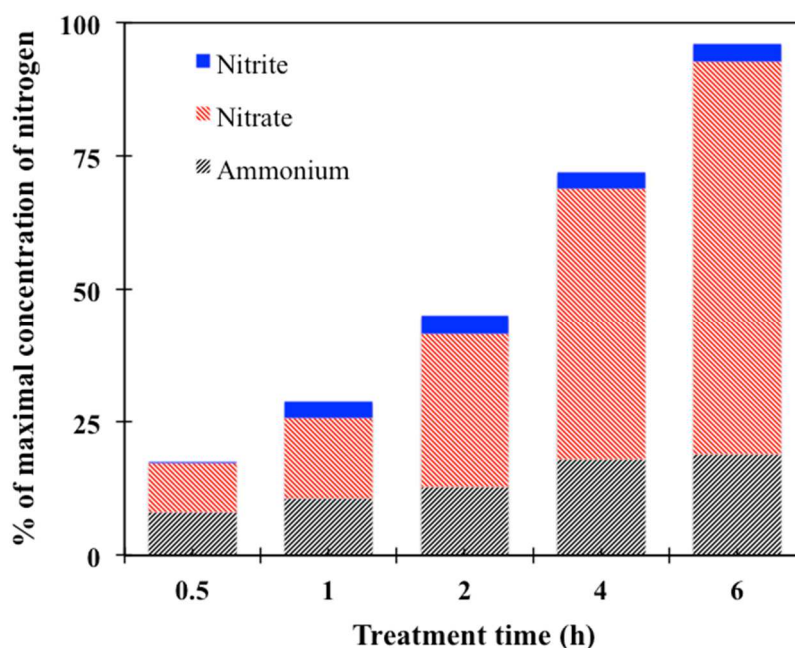
279 **Fig. 1** - Effect of operating parameters on TOC removal during the treatment of the pharmaceutical
 280 mixture by electro-Fenton process. A: Effect of Fe²⁺ concentration; [Fe²⁺] = 0.1 - 0.2 - 0.5 mM;
 281 operating conditions: *I* = 300 mA, [Na₂SO₄] = 50 mM, V = 200 mL. B: Effect of current; *I* = 100 - 300 -
 282 500 - 1000 - 1500 mA; operating conditions: [Fe²⁺] = 0.2 mM, [Na₂SO₄] = 0.05 M, V = 200 mL.

283

284 **3.3. Formation and monitoring of inorganic nitrogen species**

285 Mineralization of organic compounds results in the formation of inorganic species depending
 286 on the nature of heteroatoms in the structure of parent compounds. In the pharmaceutical
 287 mixture, 0.2 mM of fluorine, 0.2 mM of chlorine, 0.3 mM of iodine, 0.2 mM of sulfur and 2.6

288 mM of nitrogen were present as heteroatoms. N being the main heteroatom present in organic
289 molecules, the formation of different forms of inorganic N was followed during the
290 treatment. The evolution of nitrite (NO_2^-), nitrate (NO_3^-) and (NH_4^+) is presented in Fig. 2 as
291 a percentage of the initial N concentration (2.6 mM). The concentration of these ions
292 gradually increased till the end of the treatment, when total inorganic nitrogen reached 95%
293 of total initial N content while the TOC removal rate was 91% at the end of the treatment.
294 These results show that almost all the organic nitrogen was converted into inorganic nitrogen.
295 A little fraction of N might be also converted into gaseous products such as N_2 , NO_2 or N_2O_5
296 (Garcia-Segura et al., 2017; Mousset et al., 2018). It can also be noticed that organic nitrogen
297 was transformed mainly into nitrate (73%) and ammonium (19% N), while the percentage of
298 nitrite was low throughout the whole treatment (<3%). These results are consistent with
299 previous studies on mineralization of single compounds by the electro-Fenton process
300 (Ganiyu et al., 2019). The amount and nature (oxidation state) of inorganic nitrogen species
301 accumulated in the solution is related to (i) the release of N from degradation of organic
302 compounds (ii) oxidation and reduction of inorganic N species at the electrodes (particularly
303 the oxidation of NH_4^+ and NO_2^- into NO_3^- at the anode) and, (iii) reduction of NH_4^+ at the
304 cathode or its reaction with HClO that can be generated from oxidation of Cl^- at the anode
305 (however, initial Cl concentration from heteroatoms in organic compounds was much lower
306 than N concentration (0.2 and 2.6 mM, respectively) (Mousset et al., 2018). The evolution of
307 inorganic N has to be carefully monitored since it could constitute a secondary contamination
308 after mineralization of organic compounds. For example, it could be necessary to implement
309 a post-biological nitrification and denitrification process for the removal of inorganic N
310 species.

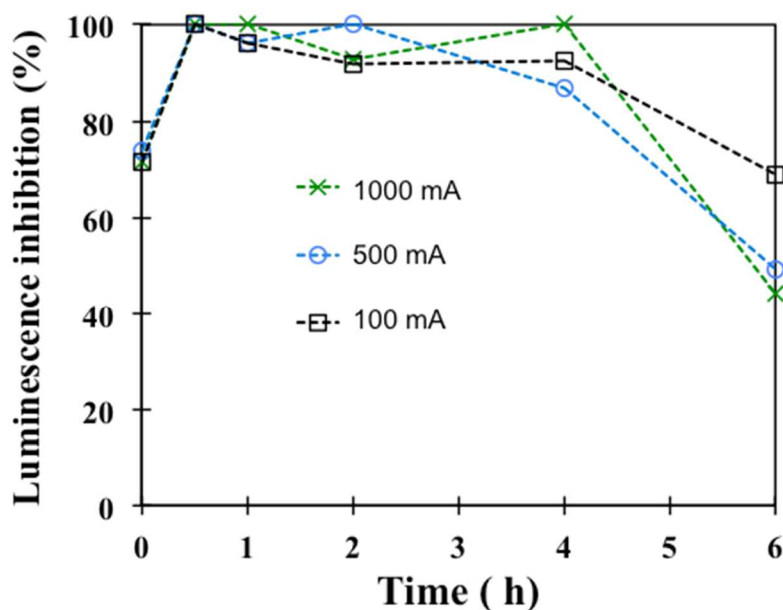


311
 312 Fig. 2 - Evolution of inorganic species of nitrogen (nitrite, nitrate, ammonium) during electro-Fenton
 313 treatment of the pharmaceutical mixture. Data are presented as a mass balance (%) of the initial
 314 amount of organic nitrogen (2.6 mM) in the pharmaceutical mixture. Operating conditions: $I = 100$ mA,
 315 $[Fe^{2+}] = 0.2$ mM, $[Na_2SO_4] = 50$ mM, $V = 200$ mL.

316

317 3.4. Evolution of acute toxicity of the pharmaceutical mixture

318 The evolution of acute toxicity of the pharmaceutical mixture during the electro-Fenton
 319 process was monitored through a series of Microtox[®] tests and results are presented on Fig. 3.
 320 The initial solution had already a rather high acute toxicity with a *Vibrio Fisheri*
 321 luminescence inhibition of 70%. After 30 min of treatment, *Vibrio Fisheri* luminescence
 322 inhibition increased to 100%, indicating the formation of degradation by-products with
 323 higher toxicity (Le et al., 2017). Then, luminescence inhibition started to decrease from 4 h of
 324 treatment at 500 and 1000 mA reaching 42% inhibition (40% lower than initial inhibition) at
 325 the end of 6 h treatment. This result might be ascribed to the degradation of toxic by-products
 326 into harmless by-products such as carboxylic acids (Le et al., 2017). Contrarily to 500 and
 327 1000 mA, a lower decrease was observed at 100 mA because of the slower
 328 oxidation/mineralization kinetics.



329

330 Fig. 3 - Evolution of luminescence inhibition of *Vibrio fischeri* as a function treatment time during
 331 electro-Fenton process as a function of f current (100, 500 and 1000 mA). Operating conditions: $[\text{Fe}^{2+}]$
 332 = 0.2 mM, $[\text{Na}_2\text{SO}_4] = 0.05 \text{ M}$, $V = 200 \text{ mL}$.

333

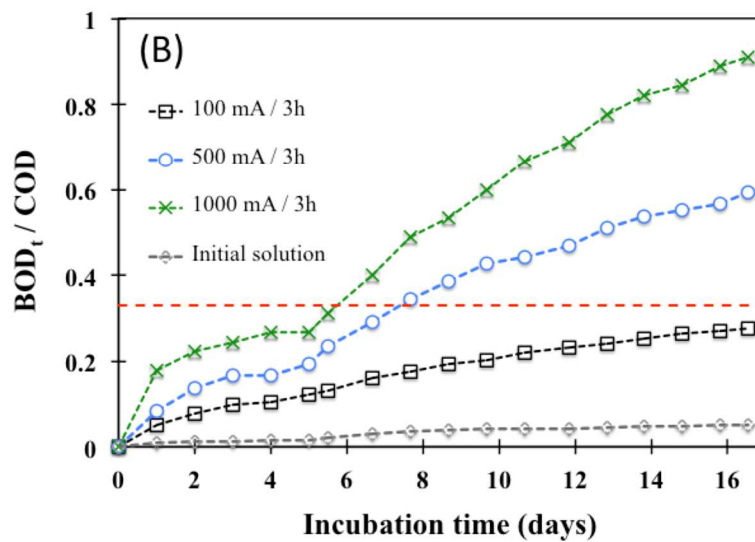
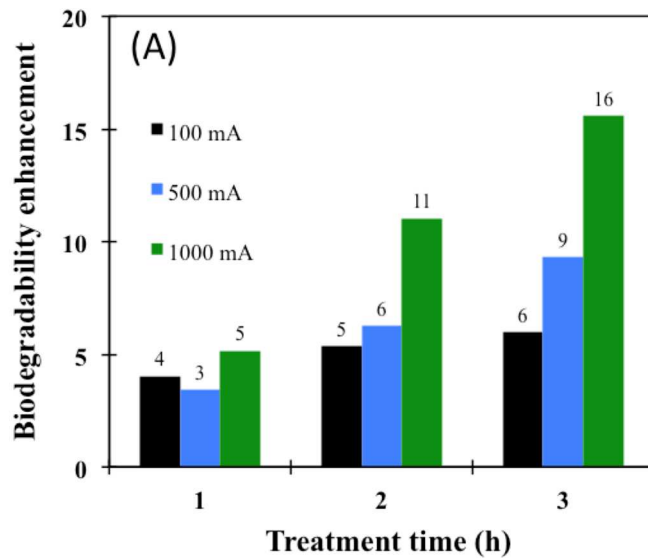
334 3.5. Biodegradability enhancement

335 The possibility to combine the electro-Fenton process with a post-biological process for
 336 removing organic compounds in a more cost-effective way has been investigated. In fact,
 337 operation of a conventional biological process requires lower energy consumption than
 338 electrochemical processes. However, conventional heterotrophic biological processes are
 339 only effective for the removal of biodegradable organic compounds. First, the ratio
 340 BOD_5/COD was used as indicator of the biodegradability of the effluent under examination.
 341 It is usually assumed that a value above 0.33 is required for treatment of an effluent by a
 342 biological process. The ratio BOD_5/COD of the initial pharmaceutical mixture was only
 343 0.017, indicating that it would not be efficient to implement directly a biological treatment.
 344 Then, it was investigated the evolution of the biodegradability of the effluent during the
 345 electro-Fenton treatment. The factor of biodegradability enhancement was calculated from
 346 Eq. (8).

347 Biodegradability enhancement = R_t / R_i (8)

348 where R_t is BOD₅/COD ratio at time t and R_i is initial BOD₅/COD ratio.

349 Evolution of biodegradability of pharmaceutical mixture during electro-Fenton treatment is
350 presented on Fig. 4A. It was observed that the biodegradability after 5 days of incubation for
351 100 and 500 mA was enhanced in the range of 3-9 times from the initial value and tends to
352 increase with longer treatment duration. When a current of 1000 mA was applied, the
353 biodegradability enhancement reached 5, 11 and 16 after 1, 2 and 3 h of treatment,
354 respectively. These results highlight that the electro-Fenton process is able to degrade initial
355 compounds into more biodegradable by-products. Particularly, short-chain carboxylic acids
356 are well known to be easily biodegradable. Finally, their formation requires multiple steps of
357 degradation of pharmaceutical compounds as described in studies on single compounds.
358 Therefore, longer treatment times and higher currents allow for greater enhancement of
359 biodegradability. However, even after 3 h of treatment at 1000 mA, the BOD₅/COD value
360 was only 0.27.



361

362 Fig. 4 - A - Biodegradability enhancement (after 5 days of incubation) after electro-Fenton treatment
 363 of the pharmaceutical mixture under 3 different as a function of current applied. B - evolution of BOD_t /
 364 COD ratio as a function of incubation time during BOD tests, depending on the current applied for the
 365 electro-Fenton treatment of the pharmaceutical mixture during 3 h (B). The red dotted line indicates
 366 the value 0.33 of the ratio BOD_t / COD. Operating parameters: [Fe²⁺] = 0.2 mM, [Na₂SO₄] = 50 mM, V
 367 = 200 mL.

368

369 Values of BOD₅ can strongly depend on the nature of the inoculum chosen for the analyses
 370 since different bacterial population could result in different biodegradation rate of organic
 371 compounds. In this study, it was chosen to use an activated sludge from a municipal
 372 wastewater treatment plant in order to obtain data that could be useful in view of the

373 combination of the electrochemical process with a conventional biological process. However,
374 acclimation of the biomass to this specific effluent might result in different biodegradation
375 rate. Therefore, it has been investigated the evolution of BOD/COD ratio over incubation
376 time longer than the conventional 5 days. A set of BOD experiments was conducted for 17
377 days and results are graphically presented on Fig. 4B. Prolonged incubation time did not
378 significantly change the biodegradability of the initial effluent. However, it was observed a
379 different behavior in the effluents pre-treated by electro-Fenton process. First, BOD_t/COD
380 ratio increased rapidly during the first 3 days of incubation, most probably owing to the
381 biodegradation of short-chain carboxylic acids. For instance, a maximal BOD_t/COD value of
382 0.18 was reached after 1 d of incubation of electro-Fenton pre-treated mixture at 1000 mA for
383 3 h. In fact, the higher amount of carboxylic acids was expected for this effluent because of
384 the higher current and treatment time used for the pre-treatment. Interestingly, a second phase
385 of fast increase of BOD_t/COD ratio was observed from days 5-6, particularly for the effluents
386 pre-treated at 500 and 1000 mA currents. That means that an acclimation time of the biomass
387 was required for degradation of some degradation by-products generated during the electro-
388 Fenton pre-treatment. Results from Microtox[®] tests indicating that some degradation by-
389 products have higher acute toxicity than the parent compound are consistent with these
390 results showing the necessity of an acclimation time of the biomass to the pre-treated
391 effluent. Trellu et al. (2016) observed similar results for the treatment of soil washing
392 solutions by combining anodic oxidation and biological treatment. Thus, after 17 days of
393 incubation, BOD_t/COD ratio reached 0.59 and 0.91 for effluents pre-treated at 500 and 1000
394 mA respectively. These values are much higher than the threshold value of 0.33, indicating
395 that a conventional biological treatment might be applied to these pre-treated effluents. Such
396 combined treatment would allow the application of the electro-Fenton process only for short
397 treatment times in order to keep the electrical energy consumption at a minimal level, while
398 the biological process would allow the removal of the biodegradable residual organic matter

399 in a more cost-effective way than the electro-Fenton process. Acclimation of the biomass to
400 the pre-treated effluent would be a crucial parameter. However, using continuous biological
401 reactors will easily solve this issue. The results obtained also confirm the limited relevance of
402 using the BOD₅/COD ratio alone to assess the biodegradability of an effluent. Finally, it can
403 be noticed that NO₃⁻ released from mineralization of organic compounds could also act as
404 electron acceptors in place of O₂ for heterotrophic bacteria degrading organic compounds.
405 Thus, presence of NO₃⁻ would be also an advantage as it can decrease the aeration cost of the
406 biological treatment.

407 **4. Conclusions**

408 This study has investigated the potential of the electro-Fenton process for degradation and
409 mineralization of a complex mixture of pharmaceuticals. Degradation/mineralization of 2 of
410 the 13 pharmaceuticals was also comparatively studied in single compound solutions and in
411 the mixture. Optimal Fe²⁺ concentration and current for degradation of the pharmaceutical
412 mixture were found as 0.2 mM and 400 mA, respectively. However, the mineralization rate
413 was continuously increased when increasing the current without any threshold value owing of
414 the strong contribution of anodic oxidation process with BDD anode. Mineralization of
415 pharmaceuticals was confirmed through monitoring of TOC removal and nitrogen ions
416 released into the solution mainly under the form of NO₃⁻ and NH₄⁺. These results highlight
417 that optimal operating conditions strongly depends on hydroxyl radical scavenging. Such
418 competition phenomena depend on the nature of each specific effluent and should be further
419 study for the different kinds of effluent for which the EF process could be applied.

420 The energy consumption related to electro-Fenton process is a crucial parameter for cost
421 efficiency of the process. Thus, the possibility to combine this process with a post-biological
422 treatment was investigated through monitoring the evolution of the biodegradability of
423 electro-Fenton pre-treated effluent. Acclimation of the biomass to the pre-treated effluent was

424 observed to be an important parameter since some degradation by-products were observed to
425 have higher acute toxicity than the parent compounds. Short treatment time (3 h maximum) at
426 500 and 1000 mA were effective operating conditions for increasing sufficiently the
427 biodegradability of the effluent. Therefore, the electro-Fenton process allows the degradation
428 of non-biodegradable pharmaceuticals into more biodegradable compounds that could be
429 removed in a more cost-effective way by a post-biological treatment.

430

431 **Acknowledgment**

432 The authors thank the EU for providing financial support through the Erasmus Mundus Joint
433 Doctorate Program ETeCoS₃ (Environmental Technologies for Contaminated Solids, Soils
434 and Sediments, grant agreement FPA no. 2010-0009).

435

436

References

- Allen, H.K., Donato, J., Wang, H.H., Cloud-Hansen, K.A., Davies, J., Handelsman, J., 2010. Call of the wild: antibiotic resistance genes in natural environments. *Nat. Rev. Microbiol.* 8, 251–259. <https://doi.org/10.1038/nrmicro2312>
- Brillas, E., Martínez-Huitle, C.A., 2015. Decontamination of wastewaters containing synthetic organic dyes by electrochemical methods. An updated review. *Appl. Catal. B: Environ.* 166–167, 603–643. <https://doi.org/10.1016/j.apcatb.2014.11.016>
- Brillas, E., Sirés, I., Oturan, M.A., 2009. Electro-Fenton process and related electrochemical technologies based on Fenton's reaction chemistry. *Chem. Rev.* 109, 6570–6631. <https://doi.org/10.1021/cr900136g>
- Dias, E., Oliveira, M., Jones-Dias, D., Vasconcelos, V., Ferreira, E., Manageiro, V., Caniça, M., 2015. Assessing the antibiotic susceptibility of freshwater Cyanobacteria spp. *Front. Microbiol.* 6. <https://doi.org/10.3389/fmicb.2015.00799>
- Diniz, M.S., Salgado, R., Pereira, V.J., Carvalho, G., Oehmen, A., Reis, M.A.M., Noronha, J.P., 2015. Ecotoxicity of ketoprofen, diclofenac, atenolol and their photolysis byproducts in zebrafish (*Danio rerio*). *Sci. Total Environ.* 505, 282–289. <https://doi.org/10.1016/j.scitotenv.2014.09.103>
- El Kateb, M., Trelu, C., Darwich, A., Rivallin, M., Bechelany, M., Nagarajan, S., Lacour, S., Bellakhal, N., Lesage, G., Héran, M., Cretin, M., 2019. Electrochemical advanced oxidation processes using novel electrode materials for mineralization and biodegradability enhancement of nanofiltration concentrate of landfill leachates. *Water Res.* 162, 446–455. <https://doi.org/10.1016/j.watres.2019.07.005>
- Escher, B.I., Baumgartner, R., Koller, M., Treyer, K., Lienert, J., McArdell, C.S., 2011. Environmental toxicology and risk assessment of pharmaceuticals from hospital wastewater. *Water Res.* 45, 75–92. <https://doi.org/10.1016/j.watres.2010.08.019>
- Ganiyu, S.O., Oturan, N., Raffy, S., Cretin, M., Causserand, C., Oturan, M.A., 2019. Efficiency of plasma elaborated sub-stoichiometric titanium oxide (Ti₄O₇) ceramic electrode for advanced electrochemical degradation of paracetamol in different electrolyte media. *Separ. Purif. Technol.* 208, 142–152. <https://doi.org/10.1016/j.seppur.2018.03.076>
- Ganzenko, O., Huguenot, D., Hullebusch, E.D. van, Esposito, G., Oturan, M.A., 2014. Electrochemical advanced oxidation and biological processes for wastewater treatment: A review of the combined approaches. *Environ. Sci. Pollut. Res.* 21, 8493–8524. <https://doi.org/10.1007/s11356-014-2770-6>
- Ganzenko, O., Oturan, N., Huguenot, D., van Hullebusch, E.D., Esposito, G., Oturan, M.A., 2015. Removal of psychoactive pharmaceutical caffeine from water by electro-Fenton process using BDD anode: Effects of operating parameters on mineralization efficiency. *Separ. Purif. Technol.* 56, 987–995.
- Ganzenko, O., Oturan, N., Sirés, I., Huguenot, D., van Hullebusch, E.D., Esposito, G., Oturan, M.A.,

2018. Fast and complete removal of the 5-fluorouracil drug from water by electro-Fenton oxidation. *Environ. Chem. Lett.* 16, 281–286. <https://doi.org/10.1007/s10311-017-0659-6>
- Garcia-Segura, S., Ocon, J.D., Chong, M.N., 2018. Electrochemical oxidation remediation of real wastewater effluents - A review. *Process Safety and Environmental Protection* 113, 48-67. <https://doi.org/10.1016/j.psep.2017.09.014>
- Garcia-Segura, S., Mostafa, E., Baltruschat, E., 2017. Could NO_x be released during mineralization of pollutants containing nitrogen by hydroxyl radical? Ascertaining the release of N-volatile species. *Appl Catal B: Environ* 207, 376-384. <https://doi.org/10.1016/j.apcatb.2017.02.046>
- Heberer, T., 2002. Occurrence, fate, and removal of pharmaceutical residues in the aquatic environment: a review of recent research data. *Toxicol. Lett.* 131, 5–17. [https://doi.org/10.1016/S0378-4274\(02\)00041-3](https://doi.org/10.1016/S0378-4274(02)00041-3)
- Kosma, C.I., Lambropoulou, D.A., Albanis, T.A., 2010. Occurrence and removal of PPCPs in municipal and hospital wastewaters in Greece. *J. Hazard. Mater.* 179, 804–817. <https://doi.org/10.1016/j.jhazmat.2010.03.075>
- Kovács, R., Csenki, Z., Bakos, K., Urbányi, B., Horváth, Á., Garaj-Vrhovac, V., Gajski, G., Gerić, M., Negreira, N., López de Alda, M., Barceló, D., Heath, E., Kosjek, T., Žegura, B., Novak, M., Zajc, I., Baebler, Š., Rotter, A., Ramšak, Ž., Filipič, M., 2015. Assessment of toxicity and genotoxicity of low doses of 5-fluorouracil in zebrafish (*Danio rerio*) two-generation study. *Water Res.* 77, 201–212. <https://doi.org/10.1016/j.watres.2015.03.025>
- Kumar Gupta, Sudhir, Hung, Y.-T., Kumar Gupta, Sunil, 2005. Treatment of pharmaceutical wastes, in: *Waste Treatment in the Process Industries*. pp. 167–233.
- Le, T.X.H., Nguyen, T.V., Amadou Yacouba, Z., Zoungrana, L., Avril, F., Nguyen, D.L., Petit, E., Mendret, J., Bonniol, V., Bechelany, M., Lacour, S., Lesage, G., Cretin, M., 2017. Correlation between degradation pathway and toxicity of acetaminophen and its by-products by using the electro-Fenton process in aqueous media. *Chemosphere* 172, 1–9. <https://doi.org/10.1016/j.chemosphere.2016.12.060>
- Martínez, J.L., 2008. Antibiotics and antibiotic resistance genes in natural environments. *Science* 321, 365–367. <https://doi.org/10.1126/science.1159483>
- Martínez-Huitle, C.A., Rodrigo, M.A., Sirés, I., Scialdone, O., 2015. Single and coupled electrochemical processes and reactors for the abatement of organic water pollutants: A critical review. *Chem. Rev.* 115, 13362–13407. <https://doi.org/10.1021/acs.chemrev.5b00361>
- Mendoza, A., Aceña, J., Pérez, S., López de Alda, M., Barceló, D., Gil, A., Valcárcel, Y., 2015. Pharmaceuticals and iodinated contrast media in a hospital wastewater: A case study to analyse their presence and characterise their environmental risk and hazard. *Environ. Res.* 140, 225–241. <https://doi.org/10.1016/j.envres.2015.04.003>
- Monteil, H., Péchaud, Y., Oturan, N., Oturan, M.A., 2019. A review on efficiency and cost effectiveness of electro- and bio-electro-Fenton processes: Application to the treatment of pharmaceutical pollutants in water. *Chem. Eng. J.* 376, 119577.

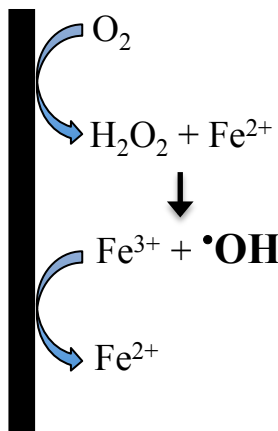
- <https://doi.org/10.1016/j.cej.2018.07.179>
- Mousset, E., Oturan, N., Oturan, M.A., 2018. An unprecedented route of $\cdot\text{OH}$ radical reactivity: ipso-substitution with perhalogenocarbon compounds. *Appl. Catal. B: Environ.* 226, 135-156. <https://doi.org/10.1016/j.apcatb.2017.12.028>
- Mousset, E., Pechaud, Y., Oturan, N., Oturan, M.A., 2019. Charge transfer/mass transport competition in advanced hybrid electrocatalytic wastewater treatment: Development of a new current efficiency relation. *Appl. Catal. B: Environ.* 240, 102–111. <https://doi.org/10.1016/j.apcatb.2018.08.055>
- Mousset, E., Pontvianne, S., Pons, M.-N., 2018. Fate of inorganic nitrogen species under homogeneous Fenton combined with electro-oxidation/reduction treatments in synthetic solutions and reclaimed municipal wastewater. *Chemosphere* 201, 6–12. <https://doi.org/10.1016/j.chemosphere.2018.02.142>
- Nidheesh, P.V., Gandhimathi, R., Velmathi, S., Sanjini, N.S., 2014. Magnetite as a heterogeneous electro Fenton catalyst for the removal of Rhodamine B from aqueous solution. *RSC Adv.* 4, 5698–5708. <https://doi.org/10.1039/C3RA46969G>
- Nidheesh, P. V., Divyapriya, G., Oturan, N., Trellu, C., & Oturan, M. A., 2019. Environmental applications of boron-doped diamond electrodes: 1. Applications in water and wastewater treatment. *ChemElectrochem*, 6(8), 2124-2142. <https://doi.org/10.1002/celec.201801876>
- Olvera-Vargas, H., Cocerva, T., Oturan, N., Buisson, D., Oturan, M.A., 2016a. Bioelectro-Fenton: A sustainable integrated process for removal of organic pollutants from water: Application to mineralization of metoprolol. *J. Hazard. Mater.* 319, 13–23 <https://doi.org/10.1016/j.jhazmat.2015.12.010>
- Olvera-Vargas, H., Leroy, S., Rivard, M., Oturan, N., Oturan M.A., Buisson D., 2016b. Microbial biotransformation of furosemide for environmental risk assessment: identification of metabolites and toxicological evaluation. *Environ. Sci. Pollut. Res.* 23 (2016) 22691-22700.
- Oturan, M.A., 2014. Electrochemical advanced oxidation technologies for removal of organic pollutants from water. *Environ. Sci. Pollut. Res.* 21, 8333–8335. <https://doi.org/10.1007/s11356-014-2841-8>
- Oturan, M.A., Peirotten, J., Chartrin, P., Acher, A.J., 2000. Complete destruction of p-nitrophenol in aqueous medium by electro-Fenton method. *Environ. Sci. Technol.* 34, 3474–3479. <https://doi.org/10.1021/es990901b>
- Oturan, N., Wu, J., Zhang, H., Sharma, V.K., Oturan, M.A., 2013. Electrocatalytic destruction of the antibiotic tetracycline in aqueous medium by electrochemical advanced oxidation processes: Effect of electrode materials. *Appl. Catal. B: Environ.* 140–141, 92–97. <https://doi.org/10.1016/j.apcatb.2013.03.035>
- Özcan, A., Şahin, Y., Kopalal, A.S., Oturan, M.A., 2008. Degradation of picloram by the electro-Fenton process. *J. Hazard. Mater.* 153, 718–727. <https://doi.org/10.1016/j.jhazmat.2007.09.015>

- Panizza, M., Cerisola, G., 2009. Direct and mediated anodic oxidation of organic pollutants. *Chem. Rev.* 109, 6541–6569. <https://doi.org/10.1021/cr9001319>
- Pignatello, J.J., Oliveros, E., MacKay, A., 2006. Advanced oxidation processes for organic contaminant destruction based on the Fenton reaction and related chemistry. *Crit. Rev. Environ. Sci. Technol.* 36, 1–84. <https://doi.org/10.1080/10643380500326564>
- Radjenović, J., Petrović, M., Barceló, D., 2009. Fate and distribution of pharmaceuticals in wastewater and sewage sludge of the conventional activated sludge (CAS) and advanced membrane bioreactor (MBR) treatment. *Water Res.* 43, 831–841. <https://doi.org/10.1016/j.watres.2008.11.043>
- Rodier, J., Legube, B., Merlet, N., 2009. *Analyse de l'eau*, 9e edition, Dunod, Paris.
- Rodrigo, M.A., Cañizares, P., Sánchez-Carretero, A., Sáez, C., 2010. Use of conductive-diamond electrochemical oxidation for wastewater treatment. *Catal. Today.* 151, 173–177. <https://doi.org/10.1016/j.cattod.2010.01.058>
- Salazar, C., Ridruejo, C., Brillas, E., Yáñez, J., Mansilla, H.D., Sirés, I., 2017. Abatement of the fluorinated antidepressant fluoxetine (Prozac) and its reaction by-products by electrochemical advanced methods. *Appl. Catal. B: Environ.* 203, 189–198. <https://doi.org/10.1016/j.apcatb.2016.10.026>
- Sim, W.-J., Lee, J.-W., Lee, E.-S., Shin, S.-K., Hwang, S.-R., Oh, J.-E., 2011. Occurrence and distribution of pharmaceuticals in wastewater from households, livestock farms, hospitals and pharmaceutical manufactures. *Chemosphere* 82, 179–186. <https://doi.org/10.1016/j.chemosphere.2010.10.026>
- Sirés, I., Oturan, N., Oturan, M.A., Rodríguez, R.M., Garrido, J.A., Brillas, E., 2007. Electro-Fenton degradation of antimicrobials triclosan and triclocarban. *Electrochim. Acta* 52, 5493–5503. <https://doi.org/10.1016/j.electacta.2007.03.011>
- Thomas, K.V., Dye, C., Schlabach, M., Langford, K.H., 2007. Source to sink tracking of selected human pharmaceuticals from two Oslo city hospitals and a wastewater treatment works. *J. Environ. Monit.* 9, 1410–1418. <https://doi.org/10.1039/b709745j>
- Trellu, C., Ganzenko, O., Papiro, S., Pechaud, Y., Oturan, N., Huguenot, D., van Hullebusch, E.D., Esposito, G., Oturan, M.A., 2016. Combination of anodic oxidation and biological treatment for the removal of phenanthrene and Tween 80 from soil washing solution. *Chem. Eng. J.* 306, 588–596. <https://doi.org/10.1016/j.cej.2016.07.108>
- Urtiaga, A.M., Pérez, G., Ibáñez, R., Ortiz, I., 2013. Removal of pharmaceuticals from a WWTP secondary effluent by ultrafiltration/reverse osmosis followed by electrochemical oxidation of the RO concentrate. *Desalination* 331, 26–34. <https://doi.org/10.1016/j.desal.2013.10.010>
- Verlicchi, P., Al Aukidy, M., Galletti, A., Petrovic, M., Barceló, D., 2012. Hospital effluent: Investigation of the concentrations and distribution of pharmaceuticals and environmental risk assessment. *Sci. Total Environ.* 430, 109–118. <https://doi.org/10.1016/j.scitotenv.2012.04.055>
- Verlicchi, P., Galletti, A., Petrovic, M., Barceló, D., 2010. Hospital effluents as a source of emerging

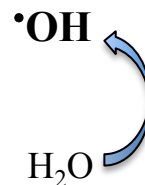
- pollutants: An overview of micropollutants and sustainable treatment options. *J. Hydrol.* 389, 416–428. <https://doi.org/10.1016/j.jhydrol.2010.06.005>
- Yang, W., Zhou, M.H., Oturan, N., Lia, Y., Oturan, M.A., 2019. Electrocatalytic destruction of pharmaceutical imatinib by electro-Fenton process with graphene-based cathode. *Electrochim. Acta* 305, 285-294. <https://doi.org/10.1016/j.electacta.2019.03.067>
- Yang, W., Oturan, N., Raffy, S., Zhou, M.H., Oturan, M.A., 2020. Electrocatalytic generation of homogeneous and heterogeneous hydroxyl radicals for cold mineralization of anti-cancer drug Imatinib. *Chem. Eng. J* 383, 123155. <https://doi.org/10.1016/j.cej.2019.123155>
- Załęska-Radziwiłł, M., Affek, K., Rybak, J., 2014. Ecotoxicity of chosen pharmaceuticals in relation to micro-organisms—risk assessment. *Desalination Water Treat.* 52, 3908–3917. <https://doi.org/10.1080/19443994.2014.887503>
- Zivna, D., Sehonova, P., Plhalova, L., Marsalek, P., Blahova, J., Prokes, M., Divisova, L., Stancova, V., Dobsikova, R., Tichy, F., Siroka, Z., Svobodova, Z., 2015. Effect of salicylic acid on early life stages of common carp (*Cyprinus carpio*). *Environ. Toxicol. Pharmacol.* 40, 319–325. <https://doi.org/10.1016/j.etap.2015.06.018>

Electro-Fenton process

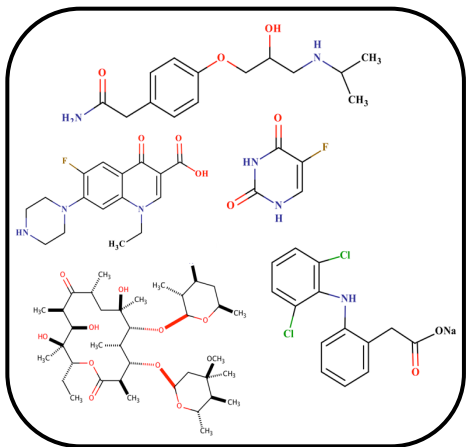
Carbon felt cathode



BDD anode

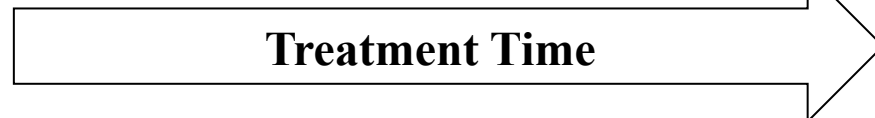


Mixture of 13 pharmaceutical compounds



Treated solution

- High mineralization rate (> 98%)
- Formation of NO_3^- and NH_4^+ from organic N
- Decrease of acute toxicity



Non-selective degradation

Formation of more biodegradable by-products

Complete mineralization

