



**HAL**  
open science

## Studies of the gas phase reactions of linalool, 6-methyl-5-hepten-2-ol and 3-methyl-1-penten-3-ol with O<sub>3</sub> and OH radicals

François Bernard, Véronique Daële, Abdelwahid S Mellouki, Howard  
Sidebottom

### ► To cite this version:

François Bernard, Véronique Daële, Abdelwahid S Mellouki, Howard Sidebottom. Studies of the gas phase reactions of linalool, 6-methyl-5-hepten-2-ol and 3-methyl-1-penten-3-ol with O<sub>3</sub> and OH radicals. *Journal of Physical Chemistry A*, 2012, 116 (24), pp.6113-6126. 10.1021/jp211355d . insu-02904602

**HAL Id: insu-02904602**

**<https://insu.hal.science/insu-02904602v1>**

Submitted on 28 Jul 2020

**HAL** is a multi-disciplinary open access archive for the deposit and dissemination of scientific research documents, whether they are published or not. The documents may come from teaching and research institutions in France or abroad, or from public or private research centers.

L'archive ouverte pluridisciplinaire **HAL**, est destinée au dépôt et à la diffusion de documents scientifiques de niveau recherche, publiés ou non, émanant des établissements d'enseignement et de recherche français ou étrangers, des laboratoires publics ou privés.

**Studies of the Gas Phase Reactions of Linalool, 6-Methyl-5-Hepten-2-ol and 3-Methyl-1-Penten-3-ol with O<sub>3</sub> and OH Radicals**

Journal:	<i>The Journal of Physical Chemistry</i>
Manuscript ID:	jp-2011-11355d.R1
Manuscript Type:	Special Issue Article
Date Submitted by the Author:	n/a
Complete List of Authors:	Bernard, François; CNRS, ICARE Daele, Veronique; CNRS, ICARE Mellouki, Abdelwahid; CNRS, ICARE Sidebottom, Howard; CNRS, ICARE

SCHOLARONE™  
Manuscripts

1  
2  
3 1 **Studies of the gas phase reactions of linalool, 6-methyl-5-hepten-2-ol and 3-**  
4  
5  
6 2 **methyl-1-penten-3-ol with O<sub>3</sub> and OH radicals**  
7  
8

9 3  
10 4  
11 5  
12 6  
13 7  
14 8  
15 9  
16 10 **François Bernard, Véronique Daële, Abdelwahid Mellouki\***  
17

18 11 ICARE-CNRS and OSUC, 1C Avenue de la Recherche Scientifique, 45071 cedex 02 Orléans,  
19

20 12 France  
21

22 13  
23 14 **Howard Sidebottom**  
24

25 15 School of Chemistry and Chemical Biology, University College Dublin, Ireland  
26  
27 16  
28 17  
29 18  
30 19  
31 20  
32 21  
33 22  
34 23  
35 24  
36 25  
37 26  
38 27  
39 28  
40 29  
41 30  
42 31  
43 32  
44 33  
45 34  
46 35  
47 36  
48 37  
49 38  
50 39  
51 40  
52 41  
53 42  
54 43  
55 44  
56 45  
57 46  
58 47  
59 48  
60 49

18 Corresponding author

19 \*Tel: +33 (0) 2 38 25 76 12. Fax: +33 (0) 2 38 69 60 04. E-mail: mellouki@cnsr-orleans.fr

1  
2  
3 1  
4  
5 2 **Abstract**  
6

7 3 The reactions of three unsaturated alcohols (linalool, 6-methyl-5-hepten-2-ol and 3-methyl-1-  
8 penten-3-ol) with ozone and OH radicals have been studied using simulation chambers at  $T \sim$   
9  
10 4 296 K and  $P \sim 760$  Torr. The rate coefficient values (in  $\text{cm}^3 \text{ molecule}^{-1} \text{ s}^{-1}$ ) determined for the  
11  
12 5 three compounds are: linalool,  $k_{\text{O}_3} = (4.1 \pm 1.0) \times 10^{-16}$  and  $k_{\text{OH}} = (1.7 \pm 0.3) \times 10^{-10}$ ; 6-  
13  
14 6 methyl-5-hepten-2-ol,  $k_{\text{O}_3} = (3.8 \pm 1.0) \times 10^{-16}$  and  $k_{\text{OH}} = (1.0 \pm 0.3) \times 10^{-10}$ ; 3-methyl-1-  
15  
16 7 penten-3-ol,  $k_{\text{O}_3} = (5.2 \pm 0.6) \times 10^{-18}$  and  $k_{\text{OH}} = (6.2 \pm 1.8) \times 10^{-11}$ . From the kinetic data it is  
17  
18 8 estimated that for the reaction of  $\text{O}_3$  with linalool, attack at the  $\text{R-CH=C(CH}_3)_2$  group  
19  
20 9 represents around  $(93 \pm 52)\%$  ( $k_{6\text{-methyl-5-hepten-2-ol}}/k_{\text{linalool}}$ ) of the overall reaction with reaction at  
21  
22 10 the  $\text{R-CH=CH}_2$  group accounting for about  $(1.3 \pm 0.5)\%$  ( $k_{3\text{-methyl-1-penten-3-ol}}/k_{\text{linalool}}$ ). In a  
23  
24 11 similar manner it has been calculated that for the reaction of OH radicals with linalool, attack  
25  
26 12 of the OH radical at the  $\text{R-CH=C(CH}_3)_2$  group represents around  $(59 \pm 18)\%$  ( $k_{6\text{-methyl-5-hepten-2-ol}}/k_{\text{linalool}}$ )  
27  
28 13 of the total reaction while addition of OH to the  $\text{R-CH=CH}_2$  group is estimated to be  
29  
30 14 around  $(36 \pm 6)\%$  ( $k_{3\text{-methyl-1-penten-3-ol}}/k_{\text{linalool}}$ ). Analysis of the products from the reaction of  $\text{O}_3$   
31  
32 15 with linalool confirmed that addition to the  $\text{R-CH=C(CH}_3)_2$  group is the predominant reaction  
33  
34 16 pathway. The presence of formaldehyde and hydroxyacetone in the reaction products together  
35  
36 17 with compelling evidence for the generation of OH radicals in the system, indicates that the  
37  
38 18 hydroperoxide channel is important in the loss of the biradical  $[(\text{CH}_3)_2\text{COO}]^*$  formed in the  
39  
40 19 reaction of  $\text{O}_3$  with linalool. Studies on the reactions of  $\text{O}_3$  with the unsaturated alcohols  
41  
42 20 showed that the yields of SOA are higher in the absence of OH scavengers compared to the  
43  
44 21 yields in their presence. However, even under low- $\text{NO}_x$  concentrations, the reactions of OH  
45  
46 22 radicals with 3-methyl-1-pentene-3-ol and 6-methyl-5-hepten-2-ol will make only a minor  
47  
48 23 contribution to SOA formation under atmospheric conditions. Relatively high yields of SOA  
49  
50 24 were observed in the reactions of OH with linalool although the initial concentrations of  
51  
52 25  
53  
54  
55  
56  
57  
58  
59  
60

1  
2  
3 1 reactants were quite high. The importance of linalool in the formation of SOA in the  
4  
5  
6 2 atmosphere requires further investigation. The impact following releases of these unsaturated  
7  
8 3 alcohols into the atmosphere are discussed.  
9  
10  
11  
12  
13  
14  
15  
16  
17  
18  
19  
20  
21  
22  
23  
24  
25  
26  
27  
28  
29  
30  
31  
32  
33  
34  
35  
36  
37  
38  
39  
40  
41  
42  
43  
44  
45  
46  
47  
48  
49  
50  
51  
52  
53  
54  
55  
56  
57  
58  
59  
60

## 1. Introduction

Unsaturated alcohols have been the subject of many studies in the last two decades due to their emissions in large amounts from biogenic and anthropogenic sources and their important role in atmospheric chemistry. This is the case for methylbutenols (e.g. 2-methyl-3-buten-2-ol, MBO232) and oxygenated monoterpenes (e.g. linalool). These compounds are highly reactive towards the major atmospheric oxidants: hydroxyl radicals (OH), ozone (O<sub>3</sub>), nitrate radicals (NO<sub>3</sub>) and chlorine atoms (Cl), leading to very short atmospheric lifetimes (i.e. few hours or less).<sup>1</sup> These oxidation processes have been shown to produce secondary pollutants such as ozone and oxygenates impacting on the tropospheric chemical composition.<sup>2-7</sup> In order to understand and assess the role of unsaturated alcohols and biogenic volatile organic compounds (BVOC) in atmospheric chemistry, it is important not only to quantify their emissions and atmospheric abundance but also to understand their atmospheric oxidation processes.

In this work, the atmospheric degradation of three unsaturated alcohols has been investigated: linalool (3,7-dimethylocta-1,6-dien-3-ol) ((CH<sub>3</sub>)<sub>2</sub>C=CHCH<sub>2</sub>CH<sub>2</sub>C(OH)(CH<sub>3</sub>)CH=CH<sub>2</sub>), 6-methyl-5-hepten-2-ol ((CH<sub>3</sub>)<sub>2</sub>C=CHCH<sub>2</sub>CH<sub>2</sub>CH(OH)CH<sub>3</sub>) and 3-methyl-1-penten-3-ol (CH<sub>2</sub>=CHC(OH)(CH<sub>3</sub>)CH<sub>2</sub>CH<sub>3</sub>). It has been reported that linalool is emitted from vegetation, especially from needles of conifer *Pinus pinea*<sup>8</sup> and *Pinus halepensi*<sup>9</sup> in the Mediterranean area and Valencia orange blossoms.<sup>10</sup> A mixing ratio of around 10 ppt of linalool has been reported recently at Blodgett Forest.<sup>11</sup> 6-Methyl-5-hepten-2-ol has been detected in numerous fruits,<sup>12,13</sup> and is present in significant amounts in raspberry cultivar.<sup>14</sup> To the best of our knowledge, no biological source of 3-methyl-1-penten-3-ol has been reported, however it has been used in metal nanoparticle technology for particle encapsulation.<sup>15</sup> Investigations of the mechanisms for the oxidation of 6-methyl-5-hepten-2-ol ((CH<sub>3</sub>)<sub>2</sub>C=CHCH<sub>2</sub>CH<sub>2</sub>CH(OH)CH<sub>3</sub>) and 3-methyl-1-penten-3-ol

1  
2  
3 1  $(\text{CH}_2=\text{CHC}(\text{OH})(\text{CH}_3)\text{CH}_2\text{CH}_3)$  may also be important, since these molecules have  
4  
5  
6 2 structural features in common with linalool  $((\text{CH}_3)_2\text{C}=\text{CHCH}_2\text{CH}_2\text{C}(\text{OH})(\text{CH}_3)\text{CH}=\text{CH}_2)$ .  
7  
8 3 Hence, the mechanisms for their oxidation could be useful in elucidating the reaction  
9  
10 4 pathways for the OH and  $\text{O}_3$  initiated oxidation of linalool.  
11  
12 5 However, no data on the oxidation of 6-methyl-5-hepten-2-ol and 3-methyl-1-penten-3-ol  
13  
14 6 have been reported, and a limited number of kinetic, product distribution and aerosol  
15  
16 7 formation studies on the reactions of OH and  $\text{O}_3$  with linalool have previously been  
17  
18 8 reported.<sup>2,3,16-26</sup> To our knowledge, for the OH reaction, no experiment has been conducted in  
19  
20 9 the absence of  $\text{NO}_x$ . The present paper reports kinetic and product studies on the reactions of  
21  
22 10  $\text{O}_3$  and OH radicals ( $\text{NO}_x$ -free conditions) with linalool, 6-methyl-5-hepten-2-ol and 3-  
23  
24 11 methyl-1-penten-3-ol. In addition, the yields of aerosol formation from these reactions have  
25  
26 12 also been determined in this work.  
27  
28  
29  
30  
31  
32  
33

## 34 14 **2. Experimental methods**

35  
36 15 The experiments have been performed using three atmospheric simulation chambers: the  
37  
38 16 EUPHORE facility (CEAM-Valencia, Spain) and two different chambers (7300 L and 200 L)  
39  
40 17 at ICARE (CNRS-Orléans, France). The rate coefficients for the reactions of  $\text{O}_3$  with the three  
41  
42 18 compounds together with the rate coefficients for the reactions of OH with 3-methyl-1-  
43  
44 19 penten-3-ol and 6-methyl-5-hepten-2-ol were measured using the ICARE 7300 L chamber,  
45  
46 20 while the 200 L chamber was employed for the kinetic study of OH with linalool. The  
47  
48 21 mechanistic study of the  $\text{O}_3$ -initiated oxidation of 6-methyl-5-hepten-2-ol was conducted at  
49  
50 22 EUPHORE, while the  $\text{O}_3$ - and OH-initiated oxidation of linalool and 3-methyl-1-penten-3-ol  
51  
52 23 were performed using the 7300 L ICARE chamber.  
53  
54  
55  
56  
57  
58  
59  
60

1  
2  
3 1 **7300L ICARE chamber.** Experiments were carried out at room temperature and 760 Torr of  
4  
5  
6 2 purified air (< 5% relative humidity). The chamber, made of Teflon foil, has been previously  
7  
8 3 described elsewhere.<sup>27</sup> It is covered by a black opaque curtain in order to work in the dark for  
9  
10 4 ozone reaction studies and is equipped with 14 lamps with a wavelength of 254 nm in order to  
11  
12 5 perform OH-initiated reaction experiments (UV-A T-40 L, 40W, Viber Lourmat). Rapid  
13  
14 6 mixing of reactants was ensured with two fans made of Teflon during all the experimental  
15  
16 7 runs. After each experiment, the chamber was flushed with purified air (flow of around 100 L  
17  
18 8 min<sup>-1</sup>) in order to purge the remaining chemicals from the system. For the introduction of  
19  
20 9 compounds in the liquid state at room temperature, a known volume of reactant was  
21  
22 10 introduced into an impinger (gently heated when necessary) and further driven into the  
23  
24 11 chamber by a stream of purified air. Gaseous compounds were introduced using a calibrated  
25  
26 12 cylinder (0.9 L) connected to two pressure sensors (0-10 Torr and 0-100 Torr, MKS Baratron).  
27  
28 13 Reactants were monitored using an *in situ* Fourier Transform Infra Red spectrometer (FT-IR,  
29  
30 14 Nicolet 5700 Magna), coupled to a White-type mirror system (optical paths: 129 and 148 m).  
31  
32 15 The instrument is operated in the mid-IR region (4000 to 650 cm<sup>-1</sup>). Spectra have been  
33  
34 16 recorded by co-adding 130 interferograms within 5 minutes at a resolution 1 cm<sup>-1</sup>. The  
35  
36 17 alcohols and reference compounds concentrations were determined using calibrated reference  
37  
38 18 spectra. Temperature and relative humidity data are recorded by a combined sensor. Ozone  
39  
40 19 was generated using an electric discharge on a flow of oxygen (O<sub>2</sub>, Air liquide), which was  
41  
42 20 capable of a rapid introduction of ozone into the chamber. Ozone concentration was  
43  
44 21 continuously measured by a monitor (Thermo Environment 49C or Horiba APOA-360) based  
45  
46 22 on its ultraviolet absorption at 254 nm. A measurement point was obtained at least every 10  
47  
48 23 seconds. Secondary Organic Aerosols (SOA), formed in the reactions of ozone and OH  
49  
50 24 radicals with the unsaturated alcohols, were also monitored over the course of the reactions  
51  
52 25 using a scanning mobility particle sizer (SMPS, Model TSI 3080). The SMPS consists of a



1  
2  
3 1 Differential Mobility Analyser (DMA, Model TSI 3081) and Condensation Nuclei Counter  
4  
5 2 (CNC, Model TSI 3022). The sample flow was fixed at  $0.2 \text{ L min}^{-1}$ , and the size distribution  
6  
7 3 of the particles formed was monitored during all the experiments. The particle size diameter  
8  
9 4 ranged from 20 to 1000 nm and was acquired every 5 minutes. Measurements started around  
10  
11 5 one hour before each experiment in order to characterize particle background in the chamber.  
12  
13 6 Statistical correction for multiple charges was applied to the measured size distribution. The  
14  
15 7 density of particles was assumed to be  $1 \text{ g cm}^{-3}$ .  
16  
17  
18 8 **200L ICARE chamber.** The 200 L FEP Teflon chamber was surrounded by six lamps  
19  
20 9 (Sylvania, G30W) with irradiation centred at 254 nm. The chamber was suspended in a  
21  
22 10 wooden box with internal faces covered by aluminium foil. Reactants were introduced into  
23  
24 11 the Teflon bag by streaming purified air through a calibrated bulb (579 mL). Hydrogen  
25  
26 12 peroxide was used as the source of OH radicals, and introduced by liquid injection into a  
27  
28 13 stream of purified air flowing directly into the chamber. A Gas Chromatograph, coupled to a  
29  
30 14 Flame Ionisation Detector (GC-FID, Star 3600 CX, Varian), was used to determine the  
31  
32 15 concentration of reactants in the chamber. Chromatographic separations were performed with  
33  
34 16 a DB-1 capillary column (J&W Scientific, 30 m, 0.32 mm,  $5 \mu\text{m}$  film) operated at various  
35  
36 17 temperatures from 353 K to 508 K.  
37  
38  
39 18 **EUPHORE Chamber.** Gas phase product investigations of the ozonolysis of 6-methyl-5-  
40  
41 19 hepten-2-ol were performed at the EUropean PHOtoREactor (EUPHORE), the large outdoor  
42  
43 20 simulation chamber in Valencia, Spain. A detailed description of the EUPHORE facility can  
44  
45 21 be found elsewhere.<sup>28-31</sup> It consists of an approximately  $200 \text{ m}^3$  hemispherical chamber made  
46  
47 22 of FEP Teflon. Two fans are interfaced into the chamber which ensure homogeneous mixing  
48  
49 23 of the air. The chamber is equipped with an *in situ* FT-IR spectrometer (Magna 550) coupled  
50  
51 24 to a White-type mirror system with an optical path of 553.5 m. Infra-red spectra were  
52  
53 25 recorded every 5 minutes co-adding 280 spectra with a resolution of  $1 \text{ cm}^{-1}$ . The reactant and  
54  
55  
56  
57  
58  
59  
60

1 gas phase products were also monitored by gas chromatography using several different  
2 detectors (photo-ionisation detector (PID), electron capture detector (ECD) and mass  
3 spectrometer detector (SM)). Carbonyl compounds were sampled on DNPH-cartridges and  
4 the derivatives were analysed by HPLC-UV. Ozone was measured using a monitor employing  
5 UV absorption. Particle formation was monitored by a scanning mobility particle sizer (SMPS)  
6 and a tapered elemental oscillating microbalance (TEOM).

7  
8 While the OH reaction rate coefficients have been determined only by the relative rate method,  
9 those for the reactions of ozone were measured using both relative and absolute rate methods.  
10 In a conventional relative rate method, the values of the rate coefficients are determined by  
11 following the parallel decays of the alcohols and the organic reference compounds. Loss of  
12 the alcohols and the reference compounds occur in the following reactions:



15  $k_{\text{Alcohol}}$  and  $k_{\text{Ref}}$  are the rate coefficients of the reactions of OH and ozone with the studied  
16 alcohols and reference compounds. Assuming that the unsaturated alcohols and reference  
17 organic compounds are removed only by reaction with OH or ozone and by dilution processes,  
18 then, it can be shown that:

$$\ln([\text{Alcohol}]_0/[\text{Alcohol}]_t) - k_L(\text{Alcohol}) \times t = k_{\text{Alcohol}}/k_{\text{Ref}} (\ln([\text{Ref}]_0/[\text{Ref}]_t) - k_L(\text{Ref}) \times t)$$

22 where  $[\text{Alcohol}]_0$ ,  $[\text{Ref}]_0$ ,  $[\text{Alcohol}]_t$  and  $[\text{Ref}]_t$  are the concentrations (in molecule  $\text{cm}^{-3}$ ) of  
23 the unsaturated alcohol and the reference organic compound at times  $t_0$  and  $t$ , respectively.  
24  $k_{\text{Alcohol}}$  and  $k_{\text{ref}}$  are the rate coefficients for the reactions of OH radicals or ozone with the  
25 unsaturated alcohol and reference compound, respectively. To take into account decay of

1 substrate and reference compounds due to dilution and wall loss (no photolysis of these  
2 compounds was observed under our experimental conditions), the terms  $k_L(\text{Alcohol})$  and  
3  $k_L(\text{Ref})$  are introduced into the equation. These terms were determined from the pseudo-first  
4 order decay of the alcohol and reference compounds in the absence of any oxidants. The  
5 quoted error attributed to the determined rate coefficient  $k_{\text{Alcohol}}$  results from one-standard  
6 deviation ( $1\sigma$ ) from the slope of the plot of  $\ln([\text{Alcohol}]_0/[\text{Alcohol}]_t) - k_L(\text{Alcohol})\times t$  against  
7  $\ln([\text{Ref}]_0/[\text{Ref}]_t) - k_L(\text{Ref})\times t$  and the uncertainty in the rate coefficient of the reference  
8 compound. Butyl vinyl ether, isoprene, cyclohexene, 3-methyl-3-buten-1-ol and propene were  
9 selected as reference organic compounds. In the study using the 7300 L chamber, the  
10 reference compounds were monitored by FT-IR spectroscopy over the following wavenumber  
11 ranges: cyclohexene, 3054-3013  $\text{cm}^{-1}$ ; propene, 966-872  $\text{cm}^{-1}$ ; butyl vinyl ether, 1239-1168  
12  $\text{cm}^{-1}$ ; 3-methyl-3-buten-1-ol, 3118-3055  $\text{cm}^{-1}$ .

13  
14 In the absolute kinetic studies of the reactions of ozone with unsaturated alcohols, the  
15 concentrations of alcohols were in excess over those of ozone, typically  $[\text{Alcohol}]_0 = (1.35 -$   
16  $12.8) \times 10^{13}$  and  $[\text{Ozone}]_0 = (0.69 - 13.9) \times 10^{12}$  (in molecule  $\text{cm}^{-3}$ ). Under pseudo-first order  
17 conditions, ozone decay follows the following kinetic law:

$$18 \quad [\text{O}_3]_t = [\text{O}_3]_0 e^{-k't} \quad \text{where} \quad k' = k [\text{Alcohol}]_0 + k'_0$$

19 with  $k$  representing the rate coefficient for the reaction of  $\text{O}_3$  with the three alcohols  
20 investigated, and  $k'_0$  the first-order rate coefficient for  $\text{O}_3$  removal in the absence of alcohol.  
21 Loss of  $\text{O}_3$  also occurs by dilution and at the wall of the chamber. By repeating the  
22 experiments at different initial concentrations of alcohol, a plot of the pseudo-first order rate  
23 coefficient ( $k' - k'_0$ ) versus initial alcohol concentration  $[\text{Alcohol}]_0$  was obtained. The slope of  
24 the plot gives the rate coefficient for the reaction of  $\text{O}_3$  with the alcohol  $k$ . The quoted error in  
25 the obtained rate coefficient corresponds to one-standard deviation ( $1\sigma$ ) from the slope.

1  
2  
3 1  
4  
5 2 Production of aerosols was observed from the reaction of unsaturated alcohols with  
6  
7  
8 3 both ozone and OH radicals. Experiments were carried out at room temperature and a relative  
9  
10 4 humidity < 5%. SOA mass yields were estimated from the particle volumetric yields  
11  
12 5 assuming an aerosol density of  $1 \text{ g cm}^{-3}$ . The residual particle concentration prior to the start  
13  
14 6 of the reactions was also measured ( $N < 50 \text{ cm}^{-3}$  and  $M_0 < 0.1 \mu\text{g m}^{-3}$ ). After nucleation, the  
15  
16 7 particle number slowly decreased through coagulation or/and wall loss on the Teflon film  
17  
18 8 chamber wall. Particle volume concentration increased over the course of the reaction and  
19  
20 9 decreased due to wall losses at the end of the reaction. Concentration-time profiles of the  
21  
22 10 aerosols were corrected for wall loss using the measured aerosol decay rates at the end of the  
23  
24 11 reaction. SOA mass yields (Y) has been estimated from the formed aerosol mass  
25  
26 12 concentration ( $M_0$  in  $\mu\text{g m}^{-3}$ ) and the consumed concentration of VOCs ( $\Delta[\text{Alcohol}]$  in  $\mu\text{g m}^{-3}$ )  
27  
28 13 ratio:

$$Y = \frac{M_0}{\Delta[\text{Alcohol}]}$$

33  
34 14  
35  
36  
37  
38 15 The quoted error on the SOA mass yields originates from the uncertainties of the values of  $M_0$   
39  
40 16 and  $\Delta[\text{Alcohol}]$ , estimated to one-standard deviation ( $1\sigma$ ).  
41  
42  
43  
44  
45

### 46 18 3. Chemicals

47  
48 19 The commercial source of chemicals used in this work and their stated purities are as follows:  
49  
50 20 linalool (Acros Organics and Alfa Aesar, 97%), 6-methyl-5-hepten-2-ol (98%, Alfa Aesar), 3-  
51  
52 21 methyl-1-penten-3-ol (98%, Alfa Aesar), propene (99.5%, Air Liquide), cyclohexene ( $\geq$   
53  
54 22 99.5%, Fluka), butyl vinyl ether (98%, Sigma Aldrich), 3-methyl-3-buten-1-ol (97%, Sigma  
55  
56 23 Aldrich), propyl vinyl ether (99%, Sigma Aldrich), hydrogen peroxide solution (50% in water,  
57  
58  
59  
60

1  
2  
3 1 Sigma Aldrich), cyclohexane ( $\geq 99.5\%$ , Sigma Aldrich) and di-*n*-butylether ( $\geq 99\%$ , Sigma  
4  
5  
6 2 Aldrich).

7  
8 3

#### 10 4 **4. Results and discussion**

##### 13 5 **4.1 Reaction with ozone**

15 6 **Kinetic measurements.** Examples of pseudo-first order decays of ozone as a function of  
16  
17 7 reaction time for different concentrations of linalool are given in Figure 1. The reaction rate  
18  
19 8 coefficients were derived from the least square data fits of plots of  $(k' - k'_0)$  against  
20  
21 9  $([\text{Alcohol}]_0)$ . Figures 2(a-c) display plots of  $(k' - k'_0)$  versus the alcohol concentrations for the  
22  
23 10 reactions of ozone with linalool, 6-methyl-5-hepten-2-ol and 3-methyl-1-penten-3-ol,  
24  
25 11 respectively. To avoid any complications due to the generation of OH radicals in the chemical  
26  
27 12 system, most runs were conducted in the presence of an OH scavenger: cyclohexane ( $7.8 \times$   
28  
29 13  $10^{15}$  molecule  $\text{cm}^{-3}$ ) for 6-methyl-5-hepten-2-ol and 3-methyl-1-penten-3-ol, and di-*n*-  
30  
31 14 butylether ( $(1.2 - 2.4) \times 10^{15}$  molecule  $\text{cm}^{-3}$ ) for linalool. The rate coefficients for the  
32  
33 15 reactions of cyclohexane and di-*n*-butylether with OH radicals are  $k = (6.97 \pm 1.39) \times 10^{-12}$   
34  
35 16  $\text{cm}^3 \text{ molecule}^{-1} \text{ s}^{-1}$ ,<sup>32</sup> and  $k = (2.80 \pm 0.42) \times 10^{-11} \text{ cm}^3 \text{ molecule}^{-1} \text{ s}^{-1}$ ,<sup>1</sup> at 298 K, respectively.  
36  
37 17 During the absolute rate method experiments, the ozone monitor initially showed slight  
38  
39 18 negative interferences in the presence of linalool and 6-methyl-5-hepten-2-ol. In these  
40  
41 19 experiments, injection of ozone was performed when the ozone monitor signal was stable,  
42  
43 20 typically 15 minutes after the introduction of the alcohol. Due to the low vapour pressure of  
44  
45 21 unsaturated alcohols, ozone was introduced after the compound. Therefore, the ozone leakage  
46  
47 22 first order rate coefficient was determined in a series of separate experiments. The average  
48  
49 23 rate coefficient for ozone loss was  $k_0 = (2.5 \pm 0.2) \times 10^{-5} \text{ s}^{-1}$ . The rate coefficients (in  $\text{cm}^3$   
50  
51 24  $\text{molecule}^{-1} \text{ s}^{-1}$ ) obtained for the reactions of  $\text{O}_3$  with the three alcohols at  $296 \pm 3 \text{ K}$  in 760  
52  
53  
54  
55  
56  
57  
58  
59  
60 25 Torr of purified air are as follows:




4 Additional experiments have been performed using the relative rate method. Propene was  
5 used as the reference for the reaction of 3-methyl-1-penten-3-ol with ozone, and butyl vinyl  
6 ether and propyl vinyl ether for the ozonolysis of linalool and 6-methyl-5-hepten-2-ol.  
7 Cyclohexane was added to the gas mixtures in sufficient concentration to scavenge more than  
8 90% of the OH radicals potentially formed through the ozonolysis reactions. Preliminary  
9 experiments were carried out to determine the loss of the three unsaturated alcohols and  
10 organic references in the absence of ozone. Compounds and references were introduced into  
11 the chamber and their temporal behaviours were observed from 30 minutes to one hour in  
12 order to assess their respective total loss rate coefficients via dilution and wall loss. Initial  
13 concentrations were (in 10<sup>13</sup> molecule cm<sup>-3</sup>): [Alcohol]<sub>0</sub> = 1.1 - 7.5 and [Reference]<sub>0</sub> = 1.1 -  
14 5.8. Kinetic measurements commenced after the addition of ozone, and the parallel decays of  
15 the substrates and references were monitored and quantified using FT-IR spectroscopy. The  
16 duration of the runs ranged from 10 to 30 minutes for linalool and 6-methyl-5-hepten-2-ol and  
17 from 20 minutes to one hour for 3-methyl-1-penten-3-ol. Plots of  $\ln([\text{Alcohol}]_0/[\text{Alcohol}]_t) -$   
18  $k_L(\text{Alcohol}) \times t$  versus  $(\ln([\text{Ref}]_0/[\text{Ref}]_t) - k_L(\text{Ref}) \times t)$  were linear with slopes of  $k_{\text{Alcohol}}/k_{\text{Ref}}$ , as  
19 shown in Figures 3(a-c). The initial conditions and results are listed in the Table 1. Rate  
20 coefficients have been calculated using the following values for the reference compounds (in  
21 cm<sup>3</sup> molecule<sup>-1</sup> s<sup>-1</sup>):  $k(\text{propene} + \text{O}_3) = (1.0 \pm 0.1) \times 10^{-17}$ ,<sup>33</sup>  $k(\text{propyl vinyl ether} + \text{O}_3) = (2.4 \pm$   
22  $0.4) \times 10^{-16}$  and  $k(\text{butyl vinyl ether} + \text{O}_3) = (2.9 \pm 0.2) \times 10^{-16}$ .<sup>34</sup> The rate coefficients  
23 determined (in cm<sup>3</sup> molecule<sup>-1</sup> s<sup>-1</sup>) for the three unsaturated alcohols are:





6 2 These rate coefficients values are in good agreement with those derived from the absolute rate  
7  
8 3 technique. Therefore, we recommend the average values of the rate coefficients obtained from  
9  
10 4 both relative and absolute rate studies (in cm<sup>3</sup> molecule<sup>-1</sup> s<sup>-1</sup>):  
11



22  
23 9 No kinetic data have been reported for the reactions of O<sub>3</sub> with 6-methyl-5-hepten-2-ol and 3-  
24  
25 10 methyl-1-penten-3-ol, while two previous investigations on the reaction with linalool have  
26  
27 11 been carried out.<sup>16,19</sup> The rate coefficient determined by Atkinson et al.<sup>16</sup> was obtained using  
28  
29 12 the relative rate method, with 2-methyl-2-butene used as the reference compound. Taking  $k(2$ -  
30  
31 13 methyl-2-butene + O<sub>3</sub>) =  $4.1 \times 10^{-16}$  cm<sup>3</sup> molecule<sup>-1</sup> s<sup>-1</sup>,<sup>33</sup> a value of the rate coefficient for the  
32  
33 14 reaction of O<sub>3</sub> with linalool of  $k = (4.5 \pm 0.1) \times 10^{-16}$  cm<sup>3</sup> molecule<sup>-1</sup> s<sup>-1</sup> was derived, which is  
34  
35 15 in very good agreement with our value of ( $k = (4.1 \pm 1.0) \times 10^{-16}$  cm<sup>3</sup> molecule<sup>-1</sup> s<sup>-1</sup>). Grosjean  
36  
37 16 and Grosjean<sup>19</sup> employed an absolute rate technique to study the reaction in which the  
38  
39 17 concentration of linalool was in large excess over ozone. The authors could only report an  
40  
41 18 upper limit for the rate coefficient of  $k \geq (3.15 \pm 0.23) \times 10^{-16}$  cm<sup>3</sup> molecule<sup>-1</sup> s<sup>-1</sup>, since the  
42  
43 19 rate of ozone decay in the system was similar to the response time of the ozone monitor.  
44  
45  
46  
47  
48

49 20 The data obtained in the present work indicate that the rate coefficients for the reactions of  
50  
51 21 ozone with linalool and 6-methyl-5-hepten-2-ol are similar, while that for reaction with 3-  
52  
53 22 methyl-1-penten-3-ol is around two orders of magnitude lower. The high reactivity of linalool  
54  
55 23 and 6-methyl-5-hepten-2-ol can be explained, at least in part, by the high degree of  
56  
57 24 substitution of the double bond (–CH=C(CH<sub>3</sub>)<sub>2</sub>) at which the reaction with ozone is expected  
58  
59 25 to proceed. As expected, the low degree of substitution of the double bond (–CH=CH<sub>2</sub>) leads  
60

1 to the observed reduction in reactivity of 3-methyl-1-penten-3-ol towards O<sub>3</sub>, which is in  
2 agreement for the corresponding reaction with the structurally similar compound 2-methyl-3-  
3 buten-3-ol (CH<sub>2</sub>=CHC(CH<sub>3</sub>)<sub>2</sub>(OH)) within the stated uncertainties ( $k = (1.0 \pm 0.6) \times 10^{-17} \text{ cm}^3$   
4 molecule<sup>-1</sup> s<sup>-1</sup>).<sup>33</sup>

5 It is of interest to note that the value of the rate coefficient for the reaction of O<sub>3</sub> with linalool  
6 is close to the sum of the rate coefficients for the reactions of O<sub>3</sub> with the other two  
7 unsaturated alcohols investigated:

$$k(6\text{-methyl-5-hepten-2-ol} + \text{O}_3) + k(3\text{-methyl-1-penten-3-ol} + \text{O}_3) \approx k(\text{linalool} + \text{O}_3)$$

8 The rate coefficients obtained in this work suggest that for the reaction of O<sub>3</sub> with linalool,  
9 attack at the R-CH=C(CH<sub>3</sub>)<sub>2</sub> group represents around (93 ± 52)% ( $k_{6\text{-methyl-5-hepten-2-ol}}/k_{\text{linalool}}$ ) of  
10 the overall reaction with reaction at the R-CH=CH<sub>2</sub> group accounting for about (1.3 ± 0.5)%  
11 ( $k_{3\text{-methyl-1-penten-3-ol}}/k_{\text{linalool}}$ ). Atkinson et al.<sup>16</sup> and Shu et al.<sup>3</sup> previously proposed that 97% of  
12 the reaction with ozone proceeds by addition to the R-CH=C(CH<sub>3</sub>)<sub>2</sub> group and only 3% to the  
13 R-CH=CH<sub>2</sub> group in agreement with the estimates from the present study.

14  
15  
16 **Gas phase product studies.** For each unsaturated alcohol, a set of three experiments was  
17 performed in the presence of cyclohexane as a scavenger for OH radicals. In all the  
18 experiments, the alcohol was injected first into the chamber followed by the addition of  
19 cyclohexane. Prior to the addition of ozone, the organic compounds were monitored for at  
20 least 30 minutes. The reactant concentrations employed were in the range (1.62 - 4.49) × 10<sup>13</sup>  
21 molecule cm<sup>-3</sup> at ICARE and (4.91 - 5.59) × 10<sup>12</sup> molecule cm<sup>-3</sup> at EUPHORE. Figure 4  
22 displays IR spectra obtained from the ozonolysis of linalool at different stages of the reaction.  
23 The reference spectrum of linalool is shown in panel A, while panels B and C show the IR  
24 spectra of linalool and O<sub>3</sub> at the start of the reaction and after 2 hours of reaction respectively.  
25 Panels D, E, F and G display the IR reference spectra of acetone, formaldehyde,



1 hydroxyacetone and formic acid, respectively. A typical residual IR spectrum (after  
2 subtraction of the reactants and all identified products) is shown in panel H. The derived  
3 product formation yields for the reactions of ozone with the unsaturated alcohols are  
4 summarized in Tables 2 (a-c).

5 Products identified from the reaction of ozone with linalool were acetone ( $35 \pm 6\%$ ),  
6 formaldehyde ( $32 \pm 6\%$ ) and hydroxyacetone ( $28 \pm 5\%$ ). Ozonolysis of 3-methyl-1-penten-3-  
7 ol gave formaldehyde and 2-butanone as the major products with formation yields of ( $29 \pm$   
8  $4\%$ ) and ( $46 \pm 3\%$ ), respectively. A stoichiometric ratio of  $\Delta[\text{O}_3]/\Delta[3\text{-methyl-1-penten-3-ol}] =$   
9  $1.1 \pm 0.1$  was obtained in the absence of cyclohexane suggesting that the formation yield of  
10 OH radicals in the system was negligible. The products identified and quantified from the  
11 reaction of ozone with 6-methyl-5-hepten-2-ol were: acetone ( $31 \pm 7\%$ ), formaldehyde ( $40 \pm$   
12  $10\%$ ), hydroxyacetone ( $17 \pm 2\%$ ), formic acid ( $16 \pm 4\%$ ) and methylglyoxal ( $10 \pm 1\%$ ).  
13 Formation of 4-hydroxypentanal as a product of the ozonolysis was also expected, however, a  
14 sample of this compound was not commercially available and hence it could not be positively  
15 quantified. The yield of 4-hydroxypentanal was tentatively quantified using 4-pentanal as a  
16 surrogate, which was introduced into the gas mixture at the end of the experiment. A yield of  
17 4-hydroxypentanal of around 34% was estimated using HPLC-UV, assuming the response  
18 factor for the DNPH derivatives of both 4-pentanal and 4-hydroxypentanal were the same. In  
19 addition, cyclohexanone and cyclohexanol have also been identified as products by GC-MS,  
20 indicating the formation of OH radicals in the ozonolysis reaction.<sup>35</sup> Then, OH formation  
21 yield from the ozonolysis of 6-methyl-5-hepten-2-ol has been derived and found to be ( $65 \pm$   
22  $20\%$ ) which is similar to that of linalool ( $66 \pm 10\%$ ).<sup>22</sup>

23 To date, of the unsaturated alcohols studied in this work, only the gas phase products from the  
24 ozonolysis of linalool have been reported.<sup>2,3,23</sup> Grosjean and Grosjean<sup>2</sup> performed experiments  
25 with a relative humidity of 50%, while the other studies were conducted with relative

1 humidities below 10%. The acetone yield ( $35 \pm 6$ )% obtained in this work agrees with that  
2 reported by Grosjean and Grosjean<sup>2</sup> ( $28 \pm 1$ )% but is higher than that from Shu et al.<sup>3</sup> ( $21.1 \pm$   
3  $2.4$ )% and Lee et al.<sup>23</sup> ( $16 \pm 1$ )%. The measured yield of formaldehyde ( $32 \pm 6$ )% is in line  
4 with the previously reported values by Shu et al.<sup>3</sup> ( $36 \pm 6$ )% and Lee et al.<sup>23</sup> ( $34 \pm 3$ )%.  
5 Hydroxyacetone was detected as a product of the ozonolysis of linalool in this work with a  
6 yield of ( $28 \pm 5$ )%. This product has not previously been observed, however, Grosjean and  
7 Grosjean<sup>2</sup> detected methylglyoxal as a reaction product with a yield of ( $11 \pm 1$ )% following  
8 derivatization with DNHP. This product could not be resolved under our experimental  
9 conditions, however as mentioned by Grosjean and Grosjean,<sup>2</sup> the reaction of hydroxyacetone  
10 and methylglyoxal with DNHP leads to the same derivative. Hence, it is possible that  
11 hydroxyacetone may interfere in the quantification of methylglyoxal. 4-Hydroxy-4-methyl-5-  
12 hexen-1-al (or 2-ethenyl-2-methyl-5-hydroxytetrahydrofuran) has also been reported as a  
13 major product from the ozonolysis of linalool with a formation yield of ( $85 \pm 14$ )%,<sup>3</sup> and ( $50$   
14  $\pm 9$ )%,<sup>23</sup> 5-Ethenyldihydro-5-methyl-2(3*H*)-furanone and acetaldehyde were also detected as  
15 products with yields of ( $12.6 \pm 2.5$ )%,<sup>3</sup> and ( $14 \pm 1$ )%,<sup>23</sup> respectively.

16  
17 It is well established that the reaction of ozone with unsaturated alcohols proceeds by  
18 electrophilic addition of ozone to the double bond.<sup>36</sup> This leads to a primary ozonide, which  
19 decomposes to an energy-rich Criegee biradical and the corresponding carbonyl compound. A  
20 mechanistic scheme for the reaction of ozone with 3-methyl-1-penten-3-ol is shown in Figure  
21 5 based on the observed and/or expected products. This reaction proceeds by initial addition  
22 of ozone to the R-CH=CH<sub>2</sub> group forming an ozonide, which then rapidly decomposes to  
23 either C<sub>2</sub>H<sub>5</sub>C(OH)(CH<sub>3</sub>)CHO (3-hydroxy-3-methyl-1-butanal) plus the [CH<sub>2</sub>OO]\* biradical  
24 or HCHO plus the [C<sub>2</sub>H<sub>5</sub>C(OH)(CH<sub>3</sub>)CHOO]\* biradical. The energy-rich [CH<sub>2</sub>OO]\* biradical,  
25 can be either stabilized or decomposes to form HCOOH, CO, CO<sub>2</sub>, H<sub>2</sub>O, H<sub>2</sub> and the OH

1 radical.<sup>37,38</sup> The Criegee intermediate  $[\text{C}_2\text{H}_5\text{C}(\text{OH})(\text{CH}_3)\text{CHOO}]^*$ , formed through channel  
2 (2), can also be either stabilized to form 3-hydroxy-3-methyl-1-butanal (channel (2a)), or  
3 decomposes to form  $\text{CO}_2$  and the  $\text{C}_2\text{H}_5\text{C}(\text{OH})(\text{CH}_3)$  alkoxy radical. This radical will rapidly  
4 react with  $\text{O}_2$  to form 2-butanone. Based on the observed yield of 2-butanone, the proposed  
5 mechanism suggests that channel (2) accounts for at least 46% of the reaction of  $\text{O}_3$  with 3-  
6 methyl-1-penten-3-ol. Thus, it appears that decomposition of the primary ozonide in channels  
7 (1) and (2) is of equivalent importance. The mechanism suggests that the yield of  
8 formaldehyde should at least be the same as that for 2-butanone. However, the formaldehyde  
9 formation yield was found to be only 29%, which indicates that either formaldehyde is  
10 removed from the system in secondary processes or there is an additional source of 2-  
11 butanone not identified in this work.

12 The available kinetic data suggest that the reactions of ozone with linalool and 6-methyl-5-  
13 hepten-2-ol occur mainly at the  $\text{R-CH}=\text{C}(\text{CH}_3)_2$  double bond, and that addition at the R-  
14  $\text{CH}=\text{CH}_2$  double bond will only represent a minor pathway. Decomposition of primary  
15 ozonides can lead either to the formation of acetone and the corresponding Criegee biradical  
16 ( $\text{CI}_1$ ) in channel 1, or form the biradical  $[(\text{CH}_3)_2\text{COO}]^*$  ( $\text{CI}_2$ ) and the carbonyl compounds 4-  
17 hydroxy-4-methyl-5-hexen-1-al and 4-hydroxypentanal from linalool and 6-methyl-5-hepten-  
18 2-ol, respectively. Moreover, the observed products (formaldehyde and hydroxyacetone) and  
19 the OH formation yields from the ozonolysis of linalool and 6-methyl-5-hepten-2-ol indicate  
20 that hydroperoxide channel is an important pathway in the fate of  $[(\text{CH}_3)_2\text{COO}]^*$  via the  
21 formation of the  $[\text{CH}_3\text{C}(\text{OOH})=\text{CH}_2]^*$  isomer.<sup>39,40</sup>

22  
23 **Aerosol formation.** Under our experimental conditions, the SOA mass yields from the  
24 ozonolysis of 3-methyl-1-penten-3-ol ranged from 0 to 1.9% in the absence of OH scavenger  
25 and from 0.08 to 0.3% in the presence of cyclohexane. The ozonolysis of 6-methyl-5-hepten-


1  
2  
3 1 2-ol led to a SOA mass yield of around 2% in the absence of OH scavenger and 0.5% in the  
4  
5  
6 2 presence of cyclohexane. Linalool ozonolysis experiments showed that for reactions  
7  
8 3 performed in the presence of cyclohexane, the SOA mass yields varied from 1.4% to 1.9%,  
9  
10 4 while in the absence of an OH scavenger the SOA yield was approximately 10%. The SOA  
11  
12 5 yields from the ozonolysis of linalool in the presence of an OH scavenger obtained in this  
13  
14  
15 6 study are in broad agreement with that of 1% reported by Lee et al.<sup>23</sup> In the absence of a  
16  
17 7 scavenger, the 10% SOA yield determined in this work is in reasonable agreement with the  
18  
19 8 value of 8% reported by Hoffmann et al.<sup>18</sup>, although considerably higher than the estimate of  
20  
21 9 2% obtained by Chen et al.<sup>26</sup> The present results show that SOA formation from the  
22  
23 10 ozonolysis of the unsaturated alcohols studied is relatively low. Nevertheless, in the absence  
24  
25 11 of OH scavengers the SOA mass yield is higher than in their presence, which is in agreement  
26  
27 12 with previous observations from studies on the ozonolysis of alkenes.<sup>41-43</sup>  
28  
29  
30  
31  
32  
33

#### 34 14 **4.2 Reaction with OH radicals**

35  
36 15 ***Kinetic measurements.*** OH radicals were generated through the photolysis of H<sub>2</sub>O<sub>2</sub> at 254 nm.  
37  
38 16 Preliminary experiments were performed in order to check the stability of the alcohols in the  
39  
40 17 presence of the reference compounds and H<sub>2</sub>O<sub>2</sub> in the dark. Additional tests were carried out  
41  
42 18 in order to check the photostability of the organic compounds in the absence of H<sub>2</sub>O<sub>2</sub>. The  
43  
44 19 duration of the tests ranged from 30 minutes to more than one hour. The results of these  
45  
46 20 experiments showed that decay of the organic compounds in the absence of H<sub>2</sub>O<sub>2</sub> was  
47  
48 21 negligible except for loss at the wall and by dilution. No loss other than the reaction with OH  
49  
50 22 radicals has been observed for linalool and the reference compounds. The experiments on 3-  
51  
52 23 methyl-1-penten-3-ol and 6-methyl-5-hepten-2-ol were conducted in the 7300 L chamber  
53  
54 24 using FT-IR as the analytical tool, while the study of the reaction of linalool with OH was  
55  
56 25 performed in the 200L chamber using GC-FID for monitoring the decays of the organic  
57  
58  
59  
60

1 compounds. The initial concentrations used in the 7300 L chamber were:  $[\text{Alcohol}]_0 = (2.6 -$   
 2  $4.8) \times 10^{13}$ ;  $[\text{Reference}]_0 = (2.6 - 5.3) \times 10^{13}$ ;  $[\text{H}_2\text{O}_2]_0 = (3 - 4) \times 10^{14}$  molecule  $\text{cm}^{-3}$ . The  
 3 initial concentrations of reactants employed in the 200 L chamber for the linalool experiments  
 4 were (in molecule  $\text{cm}^{-3}$ ):  $[\text{Linalool}]_0 = (2.0 - 6.6) \times 10^{14}$ ;  $[\text{Reference}]_0 = (2.5 - 6.6) \times 10^{14}$ ;  
 5  $[\text{H}_2\text{O}_2]_0 = (1 - 4) \times 10^{15}$ . Experimental durations varied from 90 to 120 minutes. Plots of  
 6  $\ln([\text{Alcohol}]_0/[\text{Alcohol}]_t) - k_L(\text{Alcohol})\times t$  against  $(\ln([\text{Ref}]_0/[\text{Ref}]_t) - k_L(\text{Ref})\times t)$  gave good  
 7 straight lines, Figures 6(a-c) for linalool, 6-methyl-5-hepten-2-ol and 3-methyl-1-penten-3-ol  
 8 respectively, and the slopes provide values of the rate coefficient ratios  $k_{\text{Alcohol}}/k_{\text{Ref}}$ . The  
 9 reference rate coefficients used to derive the rate coefficients for the reactions of OH with the  
 10 three unsaturated alcohols were (in  $\text{cm}^3$  molecule $^{-1}$  s $^{-1}$ ): butyl vinyl ether and propyl vinyl  
 11 ether  $((1.1 \pm 0.1) \times 10^{-10},^{44})$ ; isoprene  $((1.0 \pm 0.1) \times 10^{-10},^{33})$ ; propene  $((2.9 \pm 0.3) \times 10^{-11},^{33})$ ;  
 12 cyclohexene  $(6.8 \pm 1.7) \times 10^{-11},^{36})$  and 3-methyl-3-buten-1-ol  $((9.4 \pm 0.4) \times 10^{-10},^{45})$ .

13 The experimental conditions and the values obtained for  $k_{\text{Alcohol}}/k_{\text{Ref}}$  are listed in Table 3. The  
 14 rate coefficients for the studied reactions are taken as the average of different measurements  
 15 leading to (at  $296 \pm 4$  K, 760 Torr of purified air, and in  $\text{cm}^3$  molecule $^{-1}$  s $^{-1}$ ):



19 The quoted errors were estimated from the least squares analysis of the relative rate data. In  
 20 addition, two runs were conducted in the 7300 L chamber (using FT-IR for analysis) to  
 21 measure the decay rate of linalool relative to that of 6-methyl-5-hepten-2-ol for reaction with  
 22 OH radicals. The experimental result was  $k(\text{linalool} + \text{OH})/k(6\text{-methyl-5-hepten-2-ol}) = 1.4 \pm$   
 23  $0.2$ , which is in reasonable agreement with the rate coefficient ratios determined in  
 24 independent measurements  $(1.7 \pm 0.8)$ .

25

1  
2  
3 1 In this work, we report the first measurements of the rate coefficients for reaction of OH with  
4  
5 2 3-methyl-1-penten-3-ol and 6-methyl-5-hepten-2-ol. To our knowledge, this work is the third  
6  
7 3 determination of the rate coefficient of the reaction of linalool with OH radicals.<sup>16,21</sup> The rate  
8  
9 4 coefficient reported for the reaction of OH with linalool by Atkinson et al.<sup>16</sup> was performed  
10  
11 5 using a relative rate method with isoprene as the reference compound. Based on the IUPAC  
12  
13 6 recommendation<sup>33</sup> for  $k(\text{OH} + \text{isoprene}) = (1.0 \pm 0.1) \times 10^{-10} \text{ cm}^3 \text{ molecule}^{-1} \text{ s}^{-1}$ , a value of  
14  
15 7  $k(\text{linalool} + \text{OH}) = (1.57 \pm 0.20) \times 10^{-10} \text{ cm}^3 \text{ molecule}^{-1} \text{ s}^{-1}$  was derived from the rate data in  
16  
17 8 reasonable agreement with the value determined in this study. The measurement of Bernhard  
18  
19 9 and Simonich<sup>21</sup> was also obtained using the relative rate method with styrene as the reference  
20  
21 10 compound. Taking  $k(\text{OH} + \text{styrene}) = (5.8 \pm 1.2) \times 10^{-11} \text{ cm}^3 \text{ molecule}^{-1} \text{ s}^{-1}$ ,<sup>42</sup> leads to a value  
22  
23 11  $k(\text{linalool} + \text{OH}) = (2.15 \pm 0.58) \times 10^{-10} \text{ cm}^3 \text{ molecule}^{-1} \text{ s}^{-1}$ , which is within the stated  
24  
25 12 uncertainties of the rate coefficient determined in this work.

26  
27 13 The rate coefficients determined for the reaction of OH with 3-methyl-1-penten-3-ol ( $k = (6.2$   
28  
29 14  $\pm 1.8) \times 10^{-11} \text{ cm}^3 \text{ molecule}^{-1} \text{ s}^{-1}$ ) is around two times higher than that estimated by the SAR  
30  
31 15 method ( $k = 2.95 \times 10^{-11} \text{ cm}^3 \text{ molecule}^{-1} \text{ s}^{-1}$ ).<sup>47,48</sup> However, it is in line with the reported rate  
32  
33 16 coefficient for the reaction of OH with the structurally similar compound 2-methyl-3-buten-3-  
34  
35 17 ol ( $\text{CH}_2=\text{CHC}(\text{CH}_3)_2(\text{OH})$ ) ( $k = 6.4 \times 10^{-11} \text{ cm}^3 \text{ molecule}^{-1} \text{ s}^{-1}$  at 298 K.<sup>33</sup> The measured rate  
36  
37 18 coefficient for the OH reaction with 6-methyl-5-hepten-2-ol ( $k = (1.0 \pm 0.3) \times 10^{-10} \text{ cm}^3$   
38  
39 19  $\text{molecule}^{-1} \text{ s}^{-1}$ ) is very close that calculated from the SAR method ( $k = 9.89 \times 10^{-11} \text{ cm}^3$   
40  
41 20  $\text{molecule}^{-1} \text{ s}^{-1}$ ).

42  
43 21 The kinetic data reported in this work show that (within the stated uncertainties):

44  
45 22 
$$k(6\text{-methyl-5-hepten-2-ol} + \text{OH}) + k(3\text{-methyl-1-penten-3-ol} + \text{OH}) \approx k(\text{linalool} + \text{OH})$$

46  
47 23 in a similar manner to that found for the O<sub>3</sub> kinetic studies.

48  
49 24 The reactions of the unsaturated alcohols with OH radicals proceed mainly by addition to the  
50  
51 25 >C=C< double bond system. The kinetic data indicate that the sum of the rate coefficients for

1 reaction of OH with 6-methyl-5-hepten-2-ol and 3-methyl-1-penten-3-ol are close to that for  
2 reaction with linalool. Hence, the double bond in each of these molecules exhibits virtually  
3 the same reactivity in linalool as they have in the individual molecules. Thus, it is possible to  
4 calculate that for the reaction of OH radicals with linalool, attack of the OH radical at the R-  
5  $\text{CH}=\text{C}(\text{CH}_3)_2$  group represents around  $(59 \pm 18)\%$  ( $k_{6\text{-methyl-5-hepten-2-ol}}/k_{\text{linalool}}$ ) of the total  
6 reaction while addition of OH to the R- $\text{CH}=\text{CH}_2$  group is estimated to be around  $(36 \pm 6)\%$   
7 ( $k_{3\text{-methyl-1-penten-3-ol}}/k_{\text{linalool}}$ ). Calculations using the SAR method<sup>47,48</sup> suggest that OH addition at  
8 the R- $\text{CH}=\text{C}(\text{CH}_3)_2$  and R- $\text{CH}=\text{CH}_2$  groups will represent 74% and 22% respectively of the  
9 overall reaction.

10  
11 **Gas phase product studies.** The products of the reactions of OH radicals with the unsaturated  
12 alcohols at room temperature and 760 Torr of air were monitored using FT-IR spectroscopy.  
13 The photolysis of  $\text{H}_2\text{O}_2$  at 254 nm was used to generate OH radicals. Reaction mixtures  
14 consisted of  $(1.2 - 9.1) \times 10^{13}$  molecule  $\text{cm}^{-3}$  of unsaturated alcohols and  $(0.32 - 5.7) \times 10^{14}$   
15 molecule  $\text{cm}^{-3}$  of  $\text{H}_2\text{O}_2$ . A set of three experiments was performed for each unsaturated  
16 alcohol. The products of the reactions have been assigned using IR reference spectra when  
17 available. Gas phase formation yields for the oxidation products were obtained after  
18 correction of their concentration time-profiles for dilution and for loss by secondary reactions  
19 with OH radicals. The observed products from the three unsaturated alcohols and their  
20 corresponding reaction rate coefficients with OH (in  $\text{cm}^3 \text{ molecule}^{-1} \text{ s}^{-1}$ ) are the following:  
21 formaldehyde ( $8.5 \times 10^{-12}$ ), formic acid ( $4.5 \times 10^{-13}$ ), carbon monoxide ( $2.8 \times 10^{-12}$ ),  
22 glycolaldehyde ( $8 \times 10^{-12}$ ), 2-butanone ( $1.2 \times 10^{-12}$ ), methanol ( $9 \times 10^{-13}$ ), acetone ( $1.8 \times 10^{-13}$ )  
23 and 6-methyl-5-hepten-2-one ( $1.57 \times 10^{-10}$ ). These rate coefficient values were taken from the  
24 IUPAC recommendation,<sup>33</sup> except for 6-methyl-5-hepten-2-one, which is from Smith et al.<sup>49</sup>  
25 Corrections of concentration time-profiles of the oxidation products formed have been applied

1 according to the formula given by Atkinson et al.<sup>50</sup> Preliminary tests were conducted in order  
2 to observe the behaviour of the unsaturated alcohols in the absence of any oxidants and  
3 possible oxidation products, which might be formed. The results showed that under these  
4 conditions, consumption of the unsaturated alcohols was negligible. Figure 7 shows the IR  
5 spectra of linalool (Panel A), and a mixture of linalool and H<sub>2</sub>O<sub>2</sub> at the start of the reaction  
6 (Panel B). Panel C shows the IR spectrum after 4 hours reaction (linalool and H<sub>2</sub>O<sub>2</sub> subtracted  
7 from the IR global spectrum). The reference spectra of acetone, formic acid, glycolaldehyde  
8 and 6-methyl-5-hepten-2-one are displayed in the Panels D, E, F and G, respectively. Panel H  
9 shows the residual spectrum after subtraction of reactants and all identified products.

10 Due to secondary reactions, the yields of gas phase products do not scale linearly with the loss  
11 of linalool over the whole experimental time. Therefore, the yields of products were obtained  
12 by plotting the gas phase product concentrations versus the linalool consumption in the early  
13 stages of the reaction, as shown in Figure 8. The molar product yields were derived from the  
14 least-square analysis of the data and are summarized in Tables 4(a-c). The major products  
15 identified from the OH-initiated reaction of linalool were acetone (34 ± 1)%, glycolaldehyde  
16 (14 ± 1)% and 6-methyl-5-hepten-2-one (10 ± 2)%. The indicated errors arise from the  
17 average of yields obtained from the three individual experiments. For the reaction of OH with  
18 6-methyl-5-hepten-2-ol, acetone was identified as the major product with a yield of (21 ± 2)%.  
19 Other minor products identified in the system were formic acid (4.2 ± 0.7)%, formaldehyde  
20 (0.7 ± 0.4)% and carbon monoxide (1.2 ± 0.6)%. The OH-initiated oxidation of 3-methyl-1-  
21 penten-3-ol produced 2-butanone (41 ± 6)% and glycolaldehyde (30 ± 4)% as major products  
22 with formic acid (2.2 ± 0.9)%, formaldehyde (9 ± 4)% and carbon monoxide (2.5 ± 0.3)% as  
23 minor products.

24 A number of product studies on the OH radical initiated oxidation of linalool have been  
25 reported, however, the previous studies were carried out in the presence of NO<sub>x</sub>.<sup>3,17,24</sup>



1  
2  
3 1 Therefore, this work reports for the first time the yields of products from the OH initiated  
4  
5 2 oxidation in the in the absence of NO<sub>x</sub>. The OH initiated oxidations of 6-methyl-5-hepten-2-  
6  
7  
8 3 ol and 3-methyl-1-penten-3-ol have not previously been reported.

9  
10 4 The kinetic data leads to the prediction that addition of OH to the (R-CH=C(CH<sub>3</sub>)<sub>2</sub>) group is  
11  
12 5 likely to dominate over reaction at (R-CH=CH<sub>2</sub>) with a ratio of around 59% / 36%. The  
13  
14 6 proposed reaction schemes following OH addition at the R-CH=CH<sub>2</sub> and R-CH=C(CH<sub>3</sub>)<sub>2</sub> sites  
15  
16 7 in linalool are shown in Figures 9a and 9b, respectively. 6-Methyl-5-hepten-2-one and  
17  
18 8 glycolaldehyde are expected to be formed following OH attack at the =CH<sub>2</sub> position of the R-  
19  
20 9 CH=CH<sub>2</sub> double bond as shown in reaction channel (1) of Figure 10c. Addition of OH to the  
21  
22 10 RCH= position of the double bond leads to the generation of formaldehyde and 2,6-dimethyl-  
23  
24 11 2-hydroxy-5-hepten-1-one, channel (2). The low yield of HCHO (2.8%) indicates that OH  
25  
26 12 radical addition at the =CH<sub>2</sub> position, channel (1), is dominant. This result is consistent with  
27  
28 13 the observation that addition of radical species normally occurs at the least substituted carbon  
29  
30 14 atom of a double bond in an alkene, and is in agreement with the low HCHO yield reported  
31  
32 15 previously by Shu et al.<sup>3</sup> Addition of the OH radical to the R-CH=C(CH<sub>3</sub>)<sub>2</sub> group of linalool  
33  
34 16 is expected to produce acetone and its co-product 4-hydroxy-4-methyl-5-hexen-1-al (or 2-  
35  
36 17 ethenyl-2-methyl-5-hydroxytetrahydrofuran) by both channels (1) and (2), Figure 9b. The  
37  
38 18 yield of 4-hydroxy-4-methyl-5-hexen-1-al was not quantified, since a reference spectrum of  
39  
40 19 this compound was not available. Its formation yield has been estimated at (75 ± 10)% by Lee  
41  
42 20 et al.<sup>24</sup>, (46 ± 11)% by Shu et al.<sup>3</sup> and in the range 18-43% by Calogirou and Kotzias<sup>17</sup> in  
43  
44 21 studies performed in the presence of NO<sub>x</sub>.

45  
46 22 Acetone is formed from decomposition of the alkoxy radical generated following addition of  
47  
48 23 OH to either carbon atom of the R-CH=C(CH<sub>3</sub>)<sub>2</sub> double bond in linalool, while  
49  
50 24 glycolaldehyde is the major product generated by addition of OH to the R-CH=CH<sub>2</sub> group,  
51  
52 25 Figures 9b and 9a respectively. Assuming that the peroxy radicals produced in the reaction of

1  
2  
3 1 OH with linalool are quantitatively converted to the corresponding alkoxy radicals, then the  
4  
5 2 ratio of the yields of acetone (34%) to glycolaldehyde (14%) of 2.4 represents the relative  
6  
7  
8 3 importance of the addition of OH to the R-CH=C(CH<sub>3</sub>)<sub>2</sub> and R-CH=CH<sub>2</sub> sites in linalool. The  
9  
10 4 kinetic data suggests that the ratio should be about 1.6 (59% / 36%). However, the relatively  
11  
12 5 low yields for the formation of both acetone and glycolaldehyde indicate that conversion of the  
13  
14 6 peroxy radicals to the corresponding alkoxy radicals by reaction with alkyl peroxy or hydro  
15  
16 7 peroxy radicals is relatively low.

17  
18  
19 8 **Aerosol formation.** The relatively rapid reaction of OH radicals with the unsaturated alcohols  
20  
21 9 means that investigations on SOA formation in these reactions are simplified compared to  
22  
23 10 studies of the corresponding reactions with O<sub>3</sub>. The photolyses were carried out using only  
24  
25 11 one lamp in order to reduce the influence of UV light on the SOA formation rate,<sup>51</sup> and to  
26  
27 12 limit the increase of temperature during the reactions which could have an impact on gas-  
28  
29 13 particle partitioning and the chemical mechanism.<sup>52-54</sup> Under our experimental conditions,  
30  
31 14 SOA formation was observed 5 to 20 minutes after photolysis commenced. Figure 10 shows  
32  
33 15 an example of the particle size distribution over the course of the reaction. Growth of the  
34  
35 16 particles by condensation reaches a maximum, and then decreases due to coagulation and wall  
36  
37 17 loss.

38  
39 18 The SOA yield from the OH radical initiated oxidation of 3-methyl-1-penten-3-ol was in the  
40  
41 19 range 0.8-1.5% under our experimental conditions, while the corresponding reaction of 6-  
42  
43 20 methyl-5-hepten-2-ol led to a SOA formation yield of 0.2-0.8%. Experiments carried out on  
44  
45 21 the oxidation of linalool led to SOA formation yields ranging from 14 to 52%. Thus,  
46  
47 22 formation of SOA from the oxidation of linalool is considerably more efficient than for the  
48  
49 23 other two unsaturated alcohols investigated. It is of interest to compare the SOA yield of 0.8-  
50  
51 24 1.5% obtained for the oxidation of 3-methyl-1-penten-3-ol to that of ~ 0.1% reported for the  
52  
53 25 structurally similar molecule 2-methyl-3-buten-2-ol ((CH<sub>3</sub>)<sub>2</sub>C(OH)CH=CH<sub>2</sub>).<sup>55</sup> Previous

1 studies on SOA formation from the OH-initiated oxidation of linalool have been carried out in  
2 the presence of NO<sub>x</sub>, and the reported mass yields were in the range 4 to 18%.<sup>18,20,24,25</sup> These  
3 yields are considerably lower than found in this work, however, the SOA mass yields  
4 obtained from NO<sub>x</sub>-free experiments has been found to be significantly higher than in  
5 experiments conducted in the presence of NO<sub>x</sub>. For example, a NO<sub>x</sub>-dependence for SOA  
6 formation has previously been observed for the OH-initiated reaction of isoprene<sup>56</sup> and  $\alpha$ -  
7 pinene.<sup>57</sup> It has been suggested that for low NO<sub>x</sub>-conditions, peroxy radicals will react with  
8 RO<sub>2</sub> or HO<sub>2</sub> radicals rather than NO, leading to formation of organic acids with low volatilities  
9 which will increase SOA mass yields.<sup>58</sup>

10

## 11 **5. Atmospheric implications**

12 The rate coefficients obtained in this study for the reactions of three unsaturated alcohols with  
13 ozone and OH radicals can be used to estimate their tropospheric lifetimes with respect to  
14 reaction with these oxidants. Using the 24 hour average atmospheric concentration of ozone,  
15  $7 \times 10^{11}$  molecule cm<sup>-3</sup>,<sup>59</sup> and the 12 hour daytime average concentration of OH radicals,  $2 \times$   
16  $10^6$  molecule cm<sup>-3</sup>,<sup>60</sup> the calculated lifetimes due to reaction with OH radicals are: 49 min, 1.4  
17 hours and 2.2 hours for linalool, 6-methyl-5-hepten-2-ol and 3-methyl-1-penten-3-ol  
18 respectively, while those due to reaction with ozone are: 58 min, 1.1 hours and 3 days for  
19 linalool, 6-methyl-5-hepten-2-ol and 3-methyl-1-penten-3-ol respectively. Hence, linalool, 6-  
20 methyl-5-hepten-2-ol and 3-methyl-1-penten-3-ol have relatively short lifetimes and will be  
21 degraded close to their emission sources. Long-range transport of these compounds will be of  
22 little importance. The atmospheric degradation of unsaturated alcohols by reaction with OH  
23 radicals and ozone will lead to formation of various carbonyl compounds, which may  
24 influence the composition of the lower troposphere. Low molecular weight carbonyl  
25 compounds such as acetone, formaldehyde, hydroxyacetone and glycolaldehyde will be

1 degraded by photolysis and reaction with OH radicals with atmospheric lifetimes estimated  
2 from a few hours to a few days.<sup>61-64</sup> Acetone has been recognized as a source of HO<sub>X</sub> in the  
3 upper troposphere and may have an effect on the stratospheric ozone budget.<sup>61</sup>  
4 Hydroxyacetone and glycolaldehyde have been detected in both gas and particulate phases in  
5 various forest environments, and it is likely that a significant fraction of these compounds  
6 might arise through the degradation of BVOCs.<sup>65</sup>  
7 In general, the three unsaturated alcohols investigated in this work are unlikely to make a  
8 significant contribution to SOA formation in the atmosphere through reaction with ozone or  
9 OH radicals. However, it is possible that the reaction of linalool with OH under low NO<sub>X</sub>  
10 conditions close to emission sources such as forested areas could constitute a source of  
11 condensed organic material that might be rapidly produced due to the high reactivity of  
12 linalool. A detailed examination of SOA formation from the OH-initiated oxidation of  
13 linalool as a function of NO<sub>X</sub> under atmospheric conditions would be of interest.

14

### 15 **Associated Content**

16 Data obtained in the absolute measurements of the reaction of ozone with the studied alcohols  
17 and the SOA formation yield from the ozone and OH reactions are attached. O<sub>3</sub>- and OH-  
18 initiated gas phase oxidation mechanisms are also included. Plots of the gas phase oxidation  
19 products from the ozonolysis reaction of linalool and the SOA mass concentration versus the  
20 time from the OH reaction with linalool are showed. This material is available free of charge  
21 via the Internet at <http://pubs.acs.org>.

22

### 23 **Acknowledgments**

24

25

26

27

28

29

30

31

32

33

34

35

1  
2  
3 1 This work was supported by EUROCHAMP 2, the Labex VOLTAIRE and the French  
4  
5 2 Program of Atmospheric Chemistry (CHAT-LEFE) of CNRS. We also thank the staff of  
6  
7  
8 3 CEAM for their assistance for the EUPHORE chamber experiments.  
9  
10  
11  
12  
13  
14  
15  
16  
17  
18  
19  
20  
21  
22  
23  
24  
25  
26  
27  
28  
29  
30  
31  
32  
33  
34  
35  
36  
37  
38  
39  
40  
41  
42  
43  
44  
45  
46  
47  
48  
49  
50  
51  
52  
53  
54  
55  
56  
57  
58  
59  
60

1  
2  
3 **1 References**  
4

- 5 (1) Calvert, J. G.; Mellouki, A.; Orlando, J. J.; Pilling, M. J.; Wallington, T. J. *The*  
6 *mechanisms of atmospheric oxidation of the oxygenates*; Oxford University Press Inc: New  
7 York, 2011.
- 8 (2) Grosjean, E.; Grosjean, D. *J. Atmos. Chem.* **1997**, *27*, 271-289.
- 9 (3) Shu, Y.; Kwok, E. S. C.; Tuazon, E. C.; Atkinson, R.; Arey, J. *Environ. Sci.*  
10 *Technol.* **1997**, *31*, 896-904.
- 11 (4) Grosjean, E.; Grosjean, D. *J. Atmos. Chem.* **1999**, *32*, 205-232.
- 12 (5) Noda, J.; Ljungström, E. *Atmos. Environ.* **2002**, *36*, 521-525.
- 13 (6) Noda, J.; Nyman, G.; Langer, S. *J. Phys. Chem. A* **2002**, *106*, 945-951.
- 14 (7) Atkinson, R.; Arey, J. *Atmos. Environ.* **2003**, *37*, S197-S219.
- 15 (8) Noe, S. M.; Ciccioli, P.; Brancaleoni, E.; Loreto, F.; Niinemets, Ü. *Atmos. Environ.*  
16 **2006**, *40*, 4649-4662.
- 17 (9) Simon, V.; Dumergues L.; Solignac, G.; Torres, L. *Atmos. Res.* **2005**, *74*, 37-48.
- 18 (10) Arey, J.; Corchnoy, S. B.; Atkinson, R. *Atmos. Environ.* **1991**, *25*, 1377-1381.
- 19 (11) Bouvier-Brown, N. C.; Goldstein, A. H.; Gilman, J. B.; Kuster, W. C.; de Gouw,  
20 *J. A. Atmos. Chem. Phys.* **2009**, *9*, 5505-5518.
- 21 (12) Aubert, C.; Chanforan, C. *J. Agric. Food Chem.* **2007**, *55*, 3074-3082.
- 22 (13) Werkhoff, P.; Güntert, M.; Krammer, G.; Sommer, H.; Kaulen, J. *J. Agric. Food*  
23 *Chem.* **1998**, *46*, 1076-1093.
- 24 (14) Malowicki, S. M. M.; Martin, R.; Qian M. C. *J. Agric. Food Chem.* **2008**, *56*,  
4128-4133.
- (15) Kidambi, S.; Dai, J.; Li, J.; Bruening, M. L. *J. Am. Chem. Soc.* **2004**, *126*, 2658-  
2659.

- 1  
2  
3 1 (16) Atkinson, R.; Arey, J.; Aschmann, S. M.; Corchnoy, S. B.; Shu, Y. *Int. J. Chem.*  
4  
5 2 *Kinet.* **1995**, *27*, 941-955.  
6  
7  
8 3 (17) Calogirou, A.; Kotzias, D. *Naturwissenschaften* **1995**, *82*, 288-289.  
9  
10 4 (18) Hoffmann, T.; Odum, J. R.; Bowman, F.; Collins, D.; Klockow, D.; Flagan, R. C.;  
11  
12 Seinfeld, J. H. *J. Atmos. Chem.* **1997**, *26*, 189-222.  
13  
14  
15 6 (19) Grosjean, E.; Grosjean, D. *Int. J. Chem. Kinet.* **1998**, *30*, 21-29.  
16  
17  
18 7 (20) Griffin, R. J.; Cocker III, D. R.; Flagan, R. C.; Seinfeld, J. H. *J. Geophys. Res.*  
19  
20 8 **1999**, *104*, 3555-3567.  
21  
22 9 (21) Bernhard, M. J.; Simonich, S. L. *Environ. Chem.* **2000**, *19*, 1705-1710.  
23  
24  
25 10 (22) Aschmann, S. M.; Arey, J.; Atkinson, R. *Atmos. Environ.* **2002**, *36*, 4347-4355.  
26  
27  
28 11 (23) Lee, A.; Goldstein, A. H.; Keywood, M. D.; Gao, S.; Varutbangkul, V.; Bahreini,  
29  
30 12 R.; N.; Ng, L.; Flagan, R. C.; Seinfeld, J. H. *J. Geophys. Res.* **2006**, *111*, D07302, 1-18.  
31  
32 13 (24) Lee, A.; Goldstein, A. H.; Kroll, J. H.; Ng, N. L.; Varutbangkul, V.; Flagan, R. C.;  
33  
34 14 Seinfeld, J. H. *J. Geophys. Res.* **2006**, *111*, D17305, 1-25.  
35  
36  
37 15 (25) Varutbangkul, V.; Brechtel, F. J.; Bahreini, R.; Ng, N. L.; Keywood, M. D.; Kroll,  
38  
39 16 J. H.; Flagan, R. C.; Seinfeld, J. H.; Lee, A.; Goldstein, A. H. *Atmos. Chem. Phys.* **2006**, *6*,  
40  
41 17 2367-2388.  
42  
43  
44 18 (26) Chen, X.; Hopke, P. K. *Atmos. Environ.* **2009**, *43*, 3935-3940.  
45  
46  
47 19 (27) Bernard, F.; Eyglunent, G.; Daële, V.; Mellouki, A. *J. Phys. Chem. A* **2010**, *114*,  
48  
49 20 8376-8383.  
50  
51  
52 21 (28) *The European Photoreactor EUPHORE*; Final Report of the EC-Project, Contract  
53  
54 22 EV5V-CT92-0059; Becker, K. H., Ed.; Wuppertal, Germany, 1996.  
55  
56 23 (29) Klotz, B.; S. Sørensen, S.; Barnes, I.; Becker, K. H.; Etzkorn, T.; Volkamer, R.;  
57  
58 24 Platt, U.; Wirtz, K.; Martín-Reviejo, M. *J. Phys. Chem. A* **1998**, *102*, 10289-10299.  
59  
60

- 1  
2  
3 1 (30) Klotz, B.; Graedler, F.; Sørensen, S.; Barnes, I.; Becker, K. H. *Int. J. Chem. Kinet.*  
4  
5 2001, 33, 9-20.  
6  
7  
8 3 (31) Martín-Reviejo, M.; Wirtz, K. *Environ. Sci. Technol.* **2005**, 39, 1045-1054.  
9  
10 4 (32) Atkinson, R. *Atmos. Chem. Phys.* **2003**, 3, 2233-2307.  
11  
12 5 (33) Atkinson, R.; Baulch, D. L.; Cox, R. A.; Crowley, J. N.; Hampson, R. F.; Hynes,  
13 R. G.; Jenkin, M. E.; Rossi, M. J.; Troe, J. *Atmos. Chem. Phys.* **2006**, 6, 3625-4055.  
14  
15 6  
16  
17 7 (34) Mellouki, A. *Atmospheric fate of unsaturated ethers*. Proceedings of the NATO  
18  
19 Advanced Research Workshop on Environmental Simulation Chambers: Application to  
20  
21 Atmospheric Chemical Processes, Zakopane, Poland, October 1-4, 2004, Barnes, I.,  
22  
23 Rudzinski, K. J., Eds; NATO Science Series: IV, 2006; pp 163-169 (Earth and  
24  
25 Environmental Sciences, v 62).  
26  
27  
28  
29 12 (35) Atkinson R.; Aschmann, S. M. *Environ. Sci. Technol.* **1993**, 27, 1357-1363.  
30  
31 13 (36) Calvert, J. G.; Atkinson, R.; Kerr, J. A.; Madronich, S.; Moortgat, G. K.;  
32  
33 Wallington, T. J.; Yarwood, G. *The mechanisms of atmospheric oxidation of the alkenes*;  
34  
35 Oxford University Press Inc: New York, 2000.  
36  
37  
38 16 (37) Horie, O.; Moortgat, G. K. *Atmos. Environ.* **1991**, 25A, 1881-1896.  
39  
40  
41 17 (38) Neeb, P.; Osamu, H.; Moortgat, G. K. *J. Phys. Chem. A* **1998**, 102, 6778-6785.  
42  
43  
44 18 (39) Niki, H.; Maker, P. D.; Savage, C. M.; Breitenbach, L. P.; Hurley, M. D. *J. Phys.*  
45  
46 *Chem.* **1987**, 91, 941-946.  
47  
48  
49 20 (40) Martinez, R. I.; Herron, J. T. *J. Phys. Chem.* **1987**, 91, 946-953.  
50  
51 21 (41) Docherty, K. S.; Ziemann, P. J. *Aerosol Sci. Technol.* **2003**, 37, 877-891.  
52  
53 22 (42) Keywood, M. D.; Kroll, J. H.; Varutbangkul, V.; Bahreini, R.; Flagan, R. C.;  
54  
55 Seinfeld, J. H. *Environ. Sci. Technol.* **2004**, 38, 3343-3350.  
56  
57  
58 24 (43) Jonsson, Å.; Hallquist, M.; Ljungström, E. *Environ. Sci. Technol.* **2008**, 42, 5938-  
59  
60 5944.



- 1  
2  
3 1 (44) Thiault, G.; Mellouki, A. *Atmos. Environ.* **2006**, *40*, 5566-5573.  
4  
5  
6 2 (45) Cometto, P. M.; Dalmaso, P. R.; Taccone, R. A.; Lane, S. I.; Oussar, F.; Daële,  
7  
8 3 V.; Mellouki, A.; Le Bras, G. *J. Phys. Chem. A* **2008**, *112*, 4444-4450.  
9  
10 4 (46) Calvert, J. G.; Atkinson, R.; Becker, K. H.; Kamens, R. M.; Seinfeld, J. H.;  
11  
12 5 Wallington, T. J.; Yarwood, G. *The Mechanisms of Atmospheric Oxidation of the Aromatic*  
13  
14 6 *Hydrocarbons*; Oxford University Press Inc: New York, 2002.  
15  
16  
17 7 (47) Kwok, E. S. C.; Atkinson, R. *Atmos. Environ.* **1995**, *29*, 1685-1695.  
18  
19 8 (48) Bethel, H. L.; Atkinson, R.; Arey, J. *Int. J. Chem. Kinet.* **2001**, *33*, 310-316.  
20  
21 9 (49) Smith, A. M.; Rigler, E.; Kwok, E. S. C.; Atkinson, R. *Environ. Sci. Technol.*  
22  
23 10 **1996**, *30*, 1781-1785.  
24  
25  
26 11 (50) Atkinson, R.; Aschmann, S. M.; Carter, W. P. L.; Winer, A. M.; Pitts, J. N. J. *J.*  
27  
28 12 *Phys. Chem.* **1982**, *86*, 4563-4569.  
29  
30  
31 13 (51) Presto, A. A.; Huff Hartz, K. E.; Donahue, N. M. *Environ. Sci. Technol.* **2005**, *39*,  
32  
33 14 7036-7045.  
34  
35  
36 15 (52) Pathak, R. K.; Presto, A. A.; Lane, T. E.; Stanier, C. O.; Donahue, N. M.; Pandis,  
37  
38 16 S. N. *Atmos. Chem. Phys.* **2007**, *7*, 3811-3821.  
39  
40  
41 17 (53) Jonsson, Ä.; Hallquist, M.; Ljungström, E. *Atmos. Chem. Phys.* **2008**, *8*, 6541-  
42  
43 18 6549.  
44  
45  
46 19 (54) Saathoff, H.; Naumann, K. H.; Möhler, O.; Jonsson, Å. M.; Hallquist, M.;  
47  
48 20 Kiendler-Scharr, A.; Mentel, T. F.; Tillmann, R.; Schurath, U. *Atmos. Chem. Phys.* **2009**, *9*,  
49  
50 21 1551-1577.  
51  
52  
53 22 (55) Chan, A. W. H.; Galloway, M. M.; Kwan, A. J.; Chhabra, P. S.; Keutsch, F. N.;  
54  
55 23 Wennberg, P. O.; Flagan, R. C.; Seinfeld, J. H. *Environ. Sci. Technol.* **2009**, *43*, 4647-4652.  
56  
57  
58 24 (56) Kroll, J. H.; Ng, N. L.; Murphy, S. M.; Flagan, R. C.; Seinfeld, J. H. *Environ. Sci.*  
59  
60 25 *Technol.* **2006**, *40*, 1869-1877.

- 1  
2  
3 1 (57) Ng, N. L.; Chhabra, P. S.; Chan, A. W. H.; Surratt, J. D.; Kroll, J. H.; Kwan, A. J.;  
4  
5  
6 2 McCabe, D. C.; Wennberg, P. O.; Sorooshian, A.; Murphy, S. M. et al. *Atmos. Chem. Phys.*  
7  
8 3 **2007**, 7, 5159-5174.  
9  
10 4 (58) Presto, A. A.; Huff Hartz, K. E.; Donahue, N. M. *Environ. Sci. Technol.* **2005**, 39,  
11  
12 5 7036-7045.  
13  
14 6 (59) Logan, J. A. *J. Geophys. Res.* **1985**, 90, 10463-10482.  
15  
16 7 (60) Hein, R.; Crutzen, P. J.; Heimann, M. *Global Biogeochemistry Cycles* **1997**, 11,  
17  
18 8 43-76.  
19  
20 9 (61) Singh, H. B.; O'Hara, D.; Herlth, D.; Sachse, W.; Blake, D. R.; Bradshaw, J. D.;  
21  
22 10 Kanakidou, M.; Crutzen, P. J. *J. Geophys. Res.* **1994**, 99, 1805-1820.  
23  
24 11 (62) Orlando, J. J.; Tyndall, G. S.; Fracheboud, J.-M.; Estupiñan, E. G.; Haberkorn, S.;  
25  
26 12 Zimmer, A. *Atmos. Environ.* **1999**, 33, 1621-1629.  
27  
28 13 (63) Bacher, C.; Tyndall, G. S.; Orlando, J. J. *J. Atmos. Chem.* **2001**, 39, 171-189.  
29  
30 14 (64) Possanzini M.; Di Palo, V.; Cecinato, A. *Atmos. Environ.*, **2002**, 36, 3195-3201.  
31  
32 15 (65) Matsunaga, S. N.; Wiedinmyer, C.; Guenther, A. B.; Orlando, J. J.; Karl, T.;  
33  
34 16 Toohey, D. W.; Greenberg, J. P.; Kajii, Y. *Atmos. Chem. Phys. Discuss.* **2005**, 5, 11143-  
35  
36 17 11156.  
37  
38  
39  
40  
41  
42  
43  
44  
45  
46  
47  
48  
49  
50  
51  
52  
53  
54  
55  
56  
57  
58  
59  
60

**Table 1.** Reactions with O<sub>3</sub>, Relative rate method: summary of the experimental conditions, and results obtained at room temperature in 760 Torr of purified air and in the presence of an excess of cyclohexane.

Alcohols	Reference	N <sup>o</sup> of runs	T (K)	( $k/k_{\text{Ref.}} \pm 1\sigma$ )	( $k \pm 1\sigma$ ) (cm <sup>3</sup> molecule <sup>-1</sup> s <sup>-1</sup> )
linalool	butyl vinyl ether	2	295.0 ± 0.3	1.38 ± 0.07	(4.0 ± 0.5) × 10 <sup>-16</sup>
	propyl vinyl ether	1	295.7 ± 0.1	1.77 ± 0.04	(4.3 ± 0.8) × 10 <sup>-16</sup>
$k = (4.1 \pm 1.0) \times 10^{-16} \text{ cm}^3 \text{ molecule}^{-1} \text{ s}^{-1}$					
6-methyl-5-hepten-2-ol	butyl vinyl ether	2	300.9 ± 0.3	1.41 ± 0.08	(4.1 ± 0.5) × 10 <sup>-16</sup>
	propyl vinyl ether	2	301.8 ± 0.1	1.39 ± 0.10	(3.3 ± 0.8) × 10 <sup>-16</sup>
$k = (3.7 \pm 1.2) \times 10^{-16} \text{ cm}^3 \text{ molecule}^{-1} \text{ s}^{-1}$					
3-methyl-1-penten-3-ol	propene	3	294 ± 2	0.50 ± 0.01	(5.0 ± 0.6) × 10 <sup>-18</sup>
	$k = (5.0 \pm 0.6) \times 10^{-18} \text{ cm}^3 \text{ molecule}^{-1} \text{ s}^{-1}$				

4  
5  
6  
7

**Table 2a.** Reaction of linalool with O<sub>3</sub>: gas phase product yields (Cyclohexane used as OH scavenger).

linalool + O <sub>3</sub>	
Acetone	35 ± 6
Formaldehyde	32 ± 6
Hydroxyacetone	28 ± 5
<i>Carbon balance</i>	22 ± 4

**Table 2b.** Reaction of 6-methyl-5-hepten-2-ol with O<sub>3</sub>: gas phase product yields (Cyclohexane used as OH scavenger).

6-methyl-5-hepten-2-ol + O <sub>3</sub>	
Acetone <sup>a,b</sup>	31 ± 7
Formaldehyde <sup>a</sup>	40 ± 10
Hydroxyacetone <sup>a</sup>	17 ± 2
Formic acid <sup>a</sup>	16 ± 4
Methylglyoxal <sup>c,d</sup>	10 ± 1
4-hydroxypentanal <sup>d,e</sup>	34 ± 11
<i>Carbon balance</i>	50 ± 12

<sup>a</sup> Obtained from FT-IR analysis.

<sup>b</sup> Obtained from GC-PID analysis.

<sup>c</sup> Obtained from GC-ECD analysis.

<sup>d</sup> Yields of identified products measured by HPLC-UV and by GC-ECD are obtained by the consumption of 6-methyl-5-hepten-2-ol by GC-MS.

<sup>e</sup> 4-hydroxypentanal was quantified using 4-pentanal as a surrogate by HPLC-UV (see text).

**Table 2c.** Reaction of 3-methyl-1-penten-3-ol with O<sub>3</sub>: gas phase product yields (Cyclohexane used as OH scavenger).

3-methyl-1-penten-3-ol + O <sub>3</sub>	
Formaldehyde	29 ± 4
Carbon monoxide	8 ± 1
2-Butanone	46 ± 3
<i>Carbon balance</i>	37 ± 2

**Table 3.** Reactions with OH radicals, Relative rate method: summary of the experimental conditions, and results obtained at room temperature in 760 Torr of purified air.

Alcohols	Reference	N <sup>o</sup> of runs	T (K)	( $k/k_{\text{Ref.}} \pm 1\sigma$ )	( $k \pm 1\sigma$ ) ( $\text{cm}^3 \text{ molecule}^{-1} \text{ s}^{-1}$ )
linalool	butyl vinyl ether	2	298 ± 1	1.57 ± 0.05	1.73 ± 0.21
	isoprene	2	298 ± 1	1.61 ± 0.09	1.61 ± 0.25
			$k = (1.7 \pm 0.3) \times 10^{-10} \text{ cm}^3 \text{ molecule}^{-1} \text{ s}^{-1}$		
6-methyl-5-hepten-2-ol	butyl vinyl ether	2	294.9 ± 0.7	0.97 ± 0.02	1.07 ± 0.12
	cyclohexene	2	293.4 ± 0.5	1.52 ± 0.06	1.03 ± 0.30
	3-methyl-3-buten-1-ol	2	294.8 ± 0.9	1.05 ± 0.05	0.99 ± 0.09
			$k = (1.0 \pm 0.3) \times 10^{-10} \text{ cm}^3 \text{ molecule}^{-1} \text{ s}^{-1}$		
3-methyl-1-penten-3-ol	propene	2	296.2 ± 0.7	2.1 ± 0.1	0.61 ± 0.09
	cyclohexene	2	295.7 ± 0.7	0.94 ± 0.03	0.64 ± 0.18
			$k = (6.2 \pm 1.8) \times 10^{-11} \text{ cm}^3 \text{ molecule}^{-1} \text{ s}^{-1}$		

**Table 4a.** Reaction of linalool with OH radicals: gas phase product yields ( $\text{H}_2\text{O}_2$  used as OH precursor).

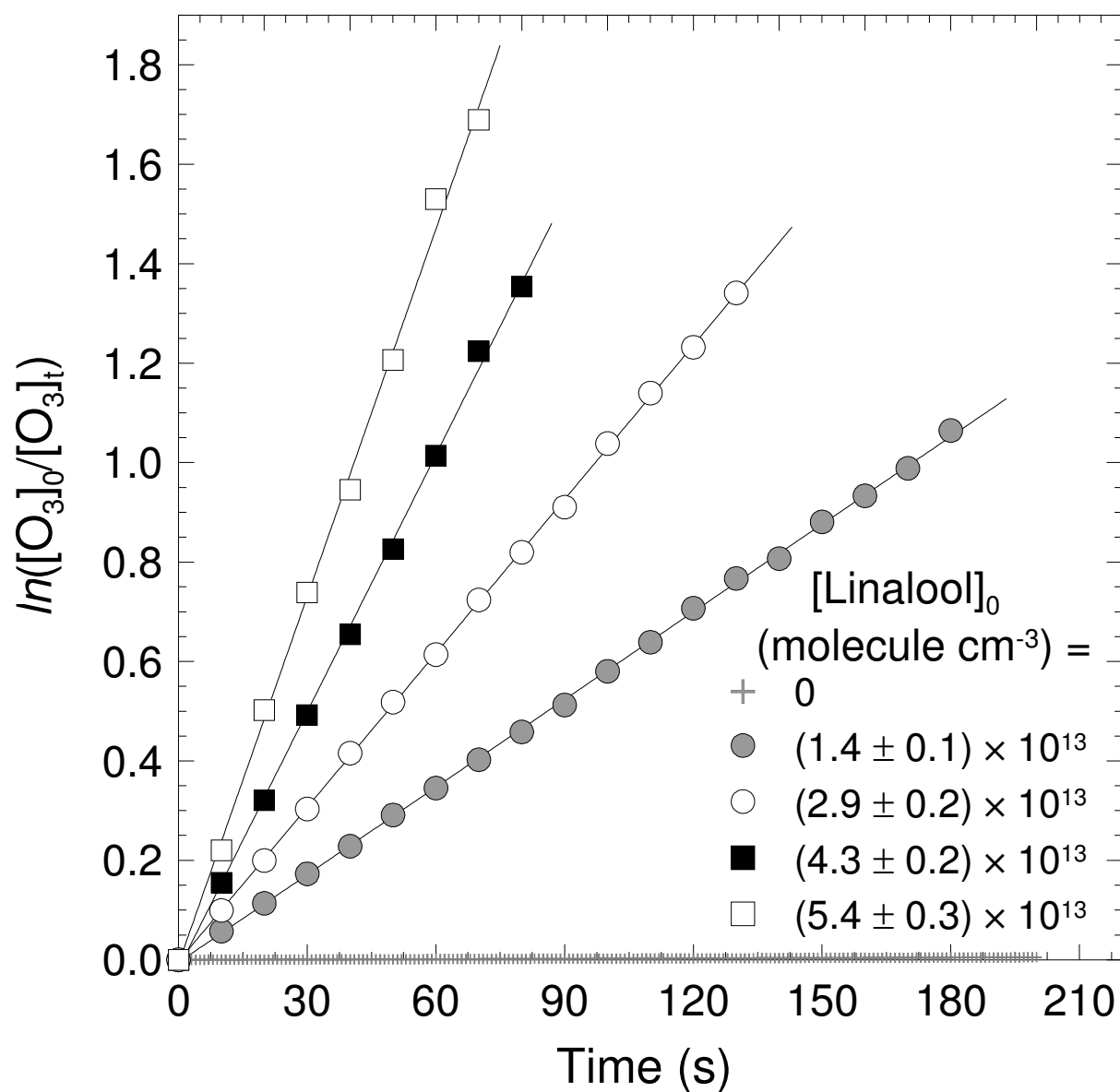
linalool + OH	
Acetone	$34 \pm 1$
Glycolaldehyde	$14 \pm 1$
6-methyl-5-hepten-2-one	$10 \pm 2$
Formic acid	$5 \pm 2$
Formaldehyde	$2.8 \pm 0.4$
Carbon monoxide	$2.1 \pm 0.8$
<i>Carbon balance</i>	$22 \pm 2$

**Table 4b.** Reaction of 6-methyl-5-hepten-2-ol with OH radicals: gas phase product yields ( $\text{H}_2\text{O}_2$  used as OH precursor).

6-methyl-5-hepten-2-ol + OH	
Acetone	$21 \pm 2$
Formic acid	$4.2 \pm 0.7$
Carbon monoxide	$1.2 \pm 0.6$
Formaldehyde	$0.7 \pm 0.4$
<i>Carbon balance</i>	$8 \pm 1$

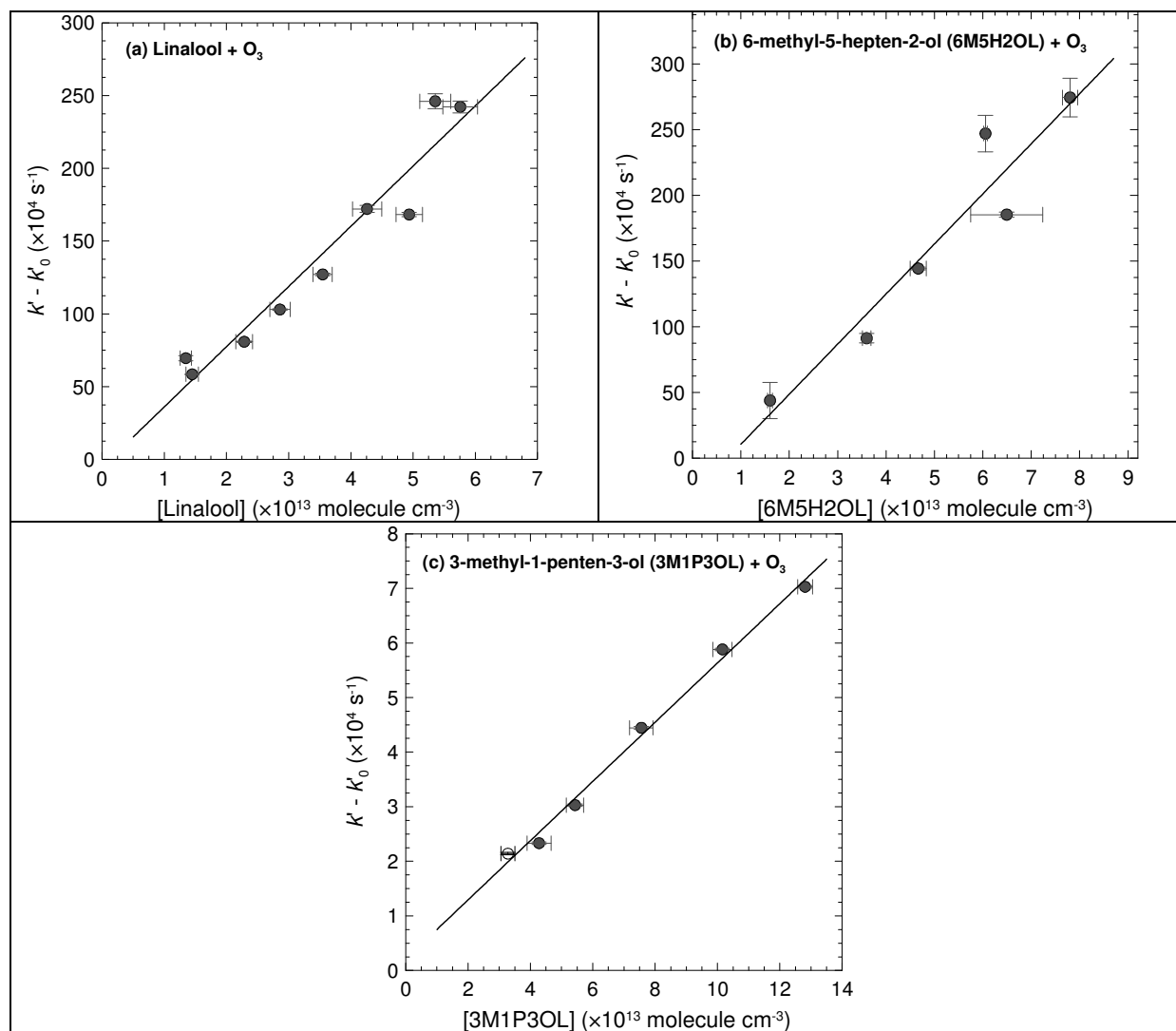
**Table 4c.** Reaction of 3-methyl-1-penten-3-ol with OH radicals: gas phase product yields ( $\text{H}_2\text{O}_2$  used as OH precursor).

3-methyl-1-penten-3-ol + OH	
2-butanone	$41 \pm 6$
Glycolaldehyde	$30 \pm 4$
Formaldehyde	$9 \pm 4$
Carbon monoxide	$2.5 \pm 0.3$
Formic acid	$2.2 \pm 0.9$
<i>Carbon balance</i>	$40 \pm 6$



2  
3  
4  
5  
6

**Figure 1.** Reaction of ozone with linalool (absolute rate method): examples of pseudo-first order ozone decays as a function of reaction time in the presence of different concentrations of linalool.

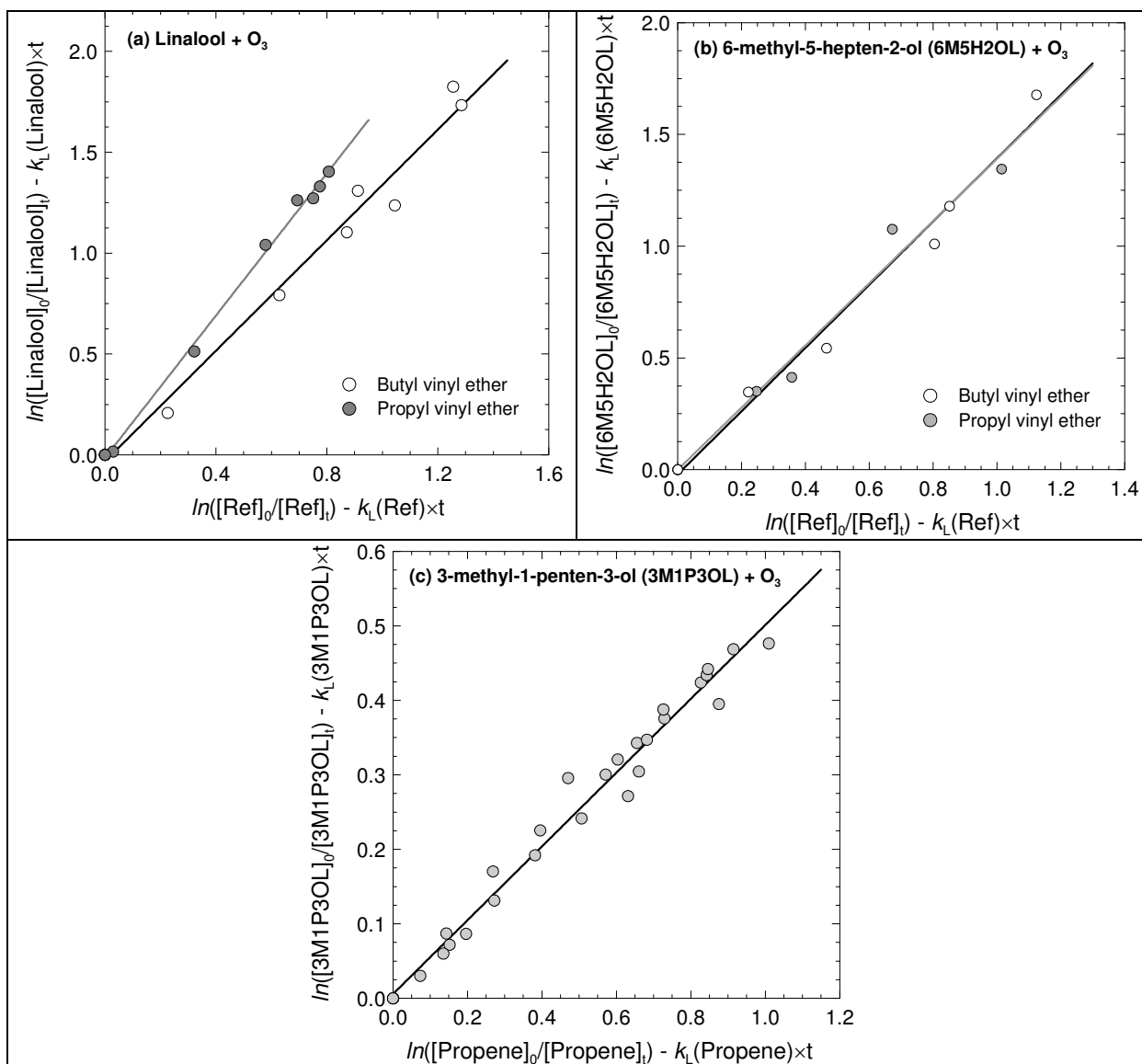


**Figure 2.** Reaction of O<sub>3</sub> with linalool (a), 6-methyl-5-hepten-2-ol (b) and 3-methyl-1-penten-3-ol (c): absolute rate kinetic data (Experiments conducted in the presence of an excess of cyclohexane are represented with filled circles while that conducted without cyclohexane is showed with the unfilled symbol).

2  
3  
4

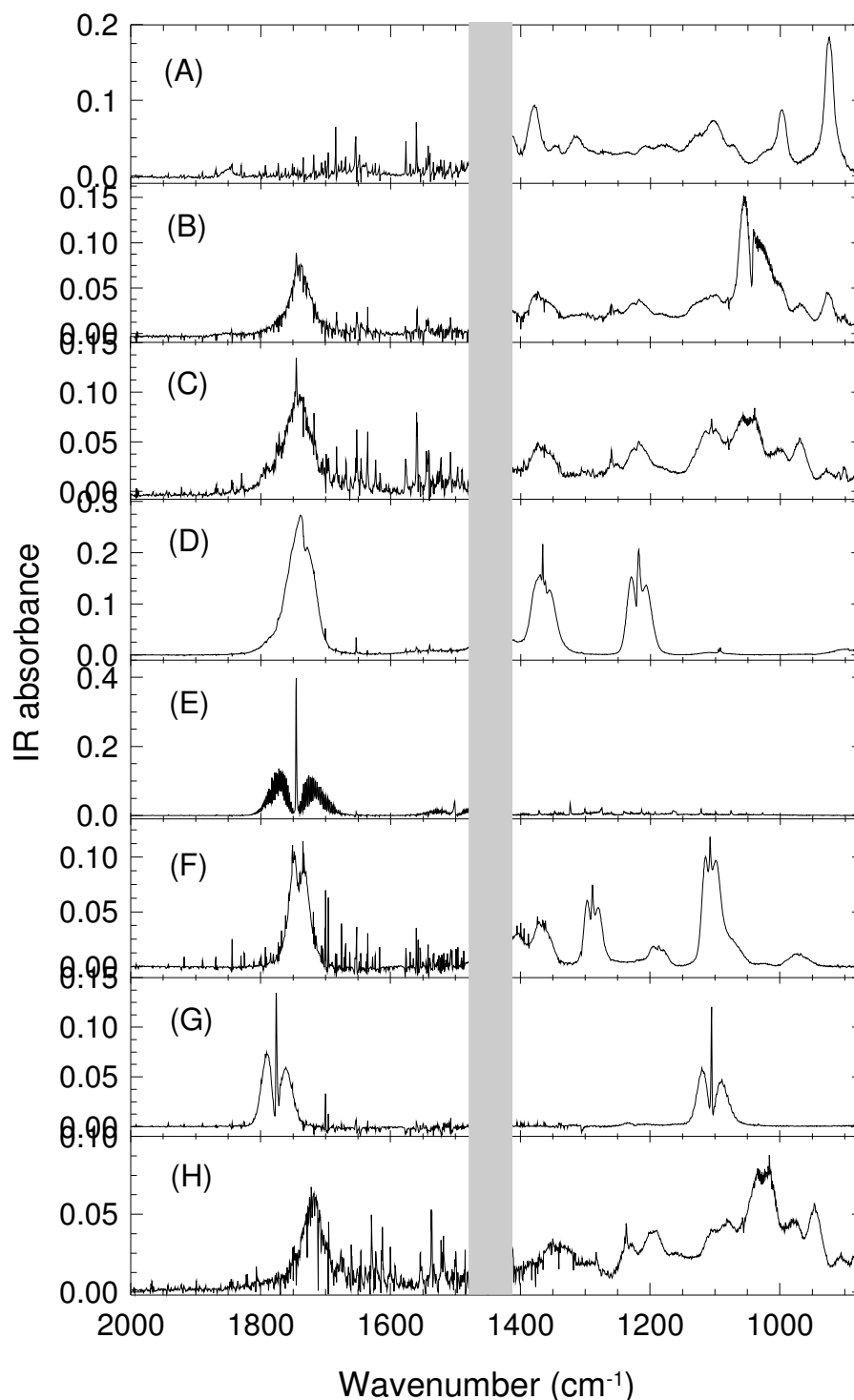


1

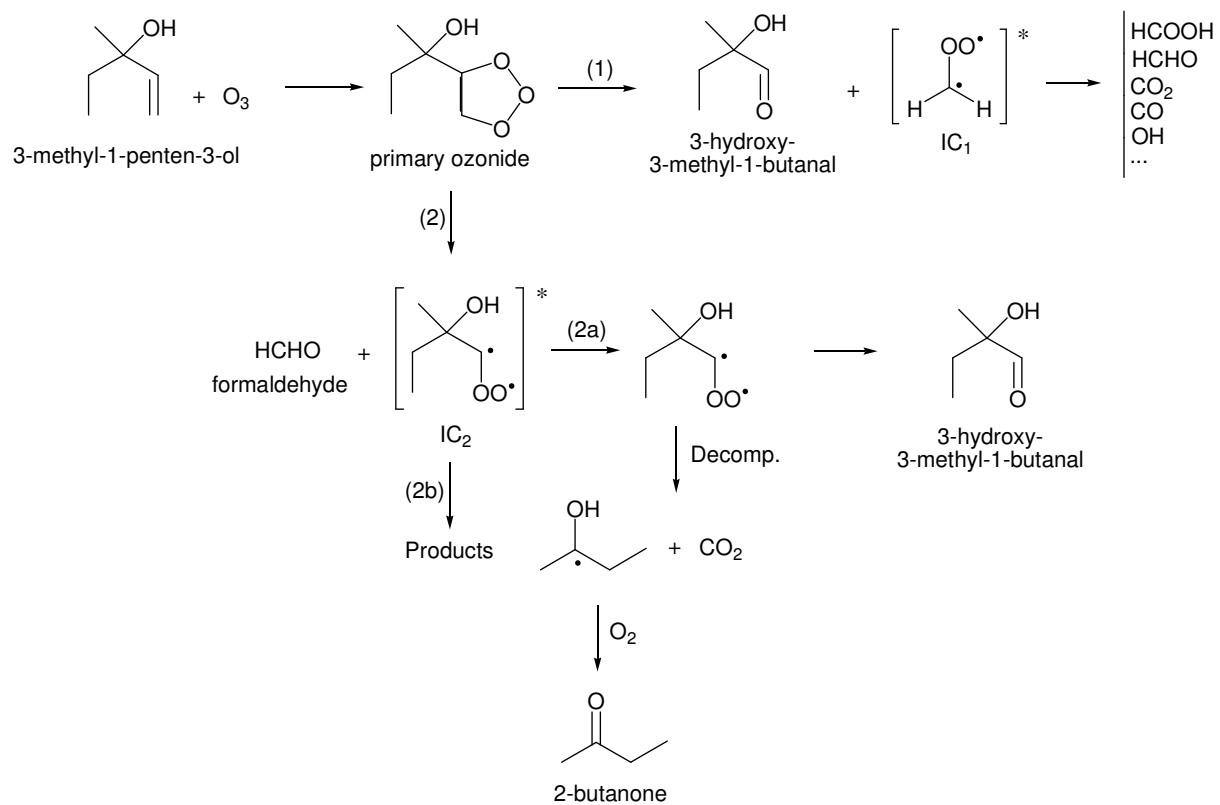


**Figure 3.** Reaction of O<sub>3</sub> with linalool (a), 6-methyl-5-hepten-2-ol (b) and 3-methyl-1-penten-3-ol (c): relative rate kinetic data using butyl vinyl ether, propyl vinyl ether and propene as organic references.

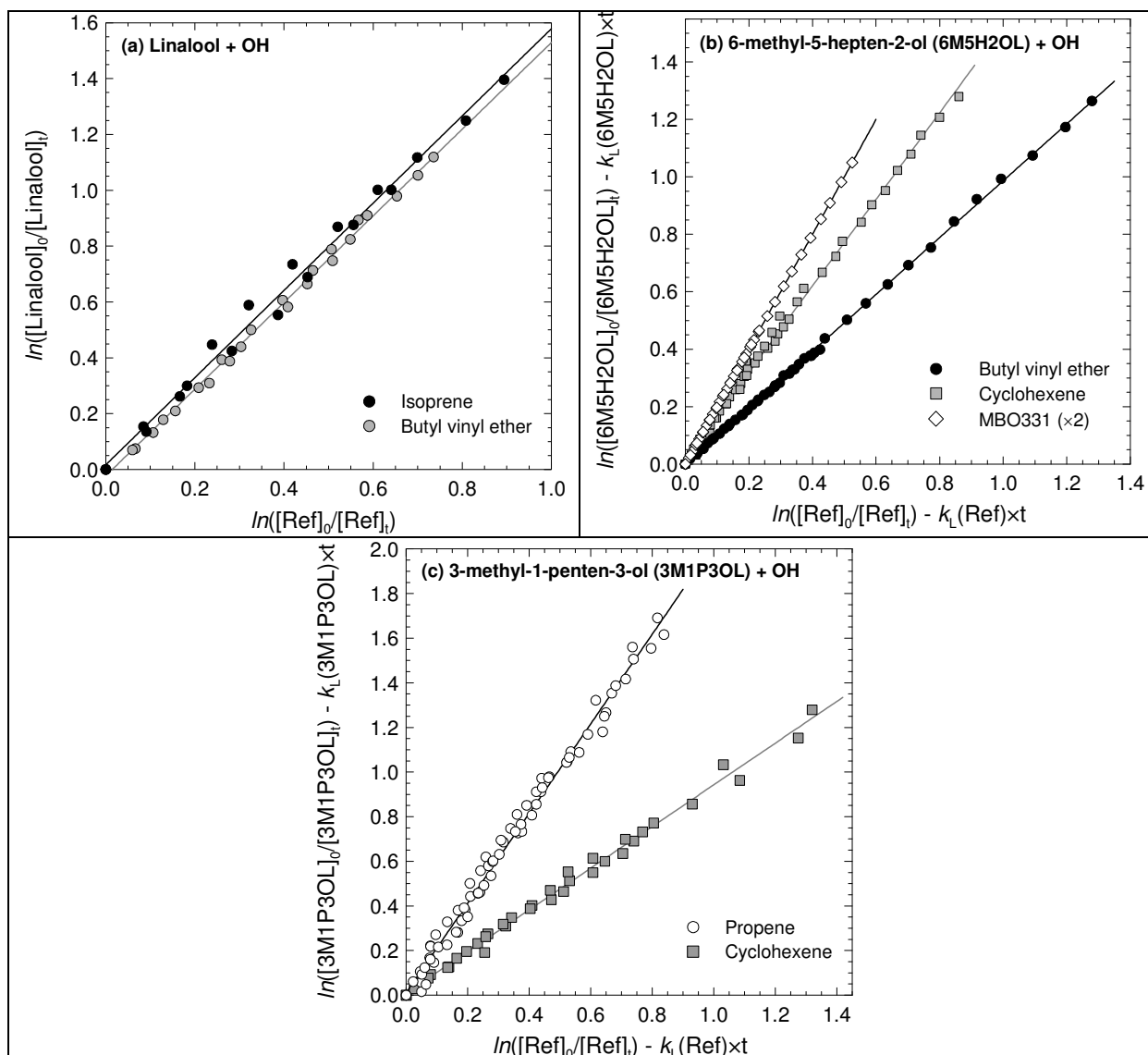
2  
3  
4



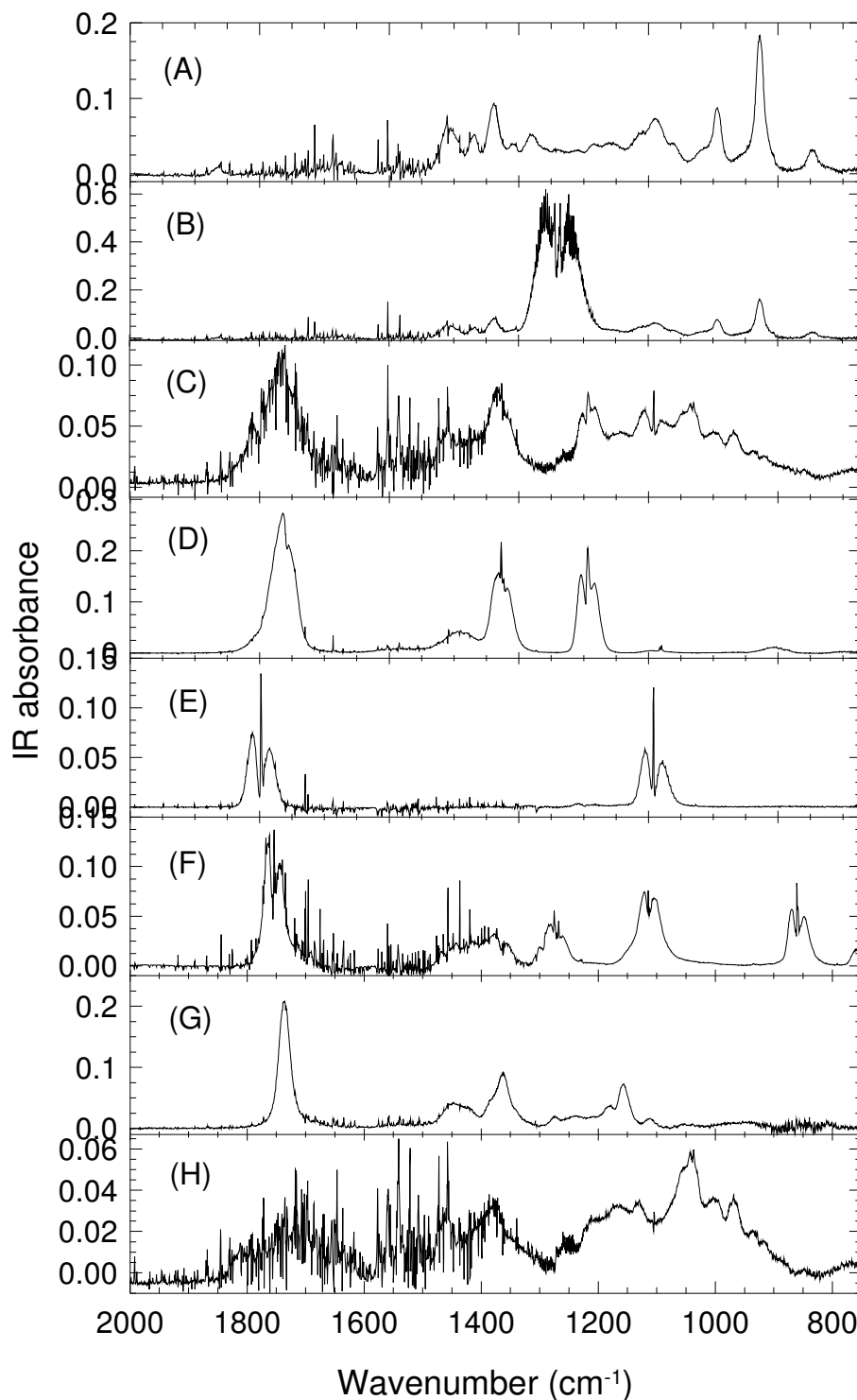
**Figure 4.** Reaction of linalool with  $O_3$  (in the presence of an excess of cyclohexane). Cyclohexane was subtracted from all the IR spectra shown here. Reference IR spectrum of linalool (Panel A), IR spectrum of a mixture of linalool and  $O_3$  at the start of the experiment (Panel B), IR spectrum of a mixture of linalool and  $O_3$  after 2 hours of reaction (Panel C, linalool and  $O_3$  are subtracted from the global spectrum); reference IR spectra of acetone (Panel D), formaldehyde (Panel E), hydroxyacetone (Panel F) and formic acid (Panel G); IR residual spectrum after subtraction of reactants (linalool and  $O_3$ ) and all identified products (major products: acetone, formaldehyde and hydroxyacetone (and formic acid observed as a secondary minor product) (Panel H). The grey overlap area represents IR band saturation due to the excess of cyclohexane used as OH scavenger.



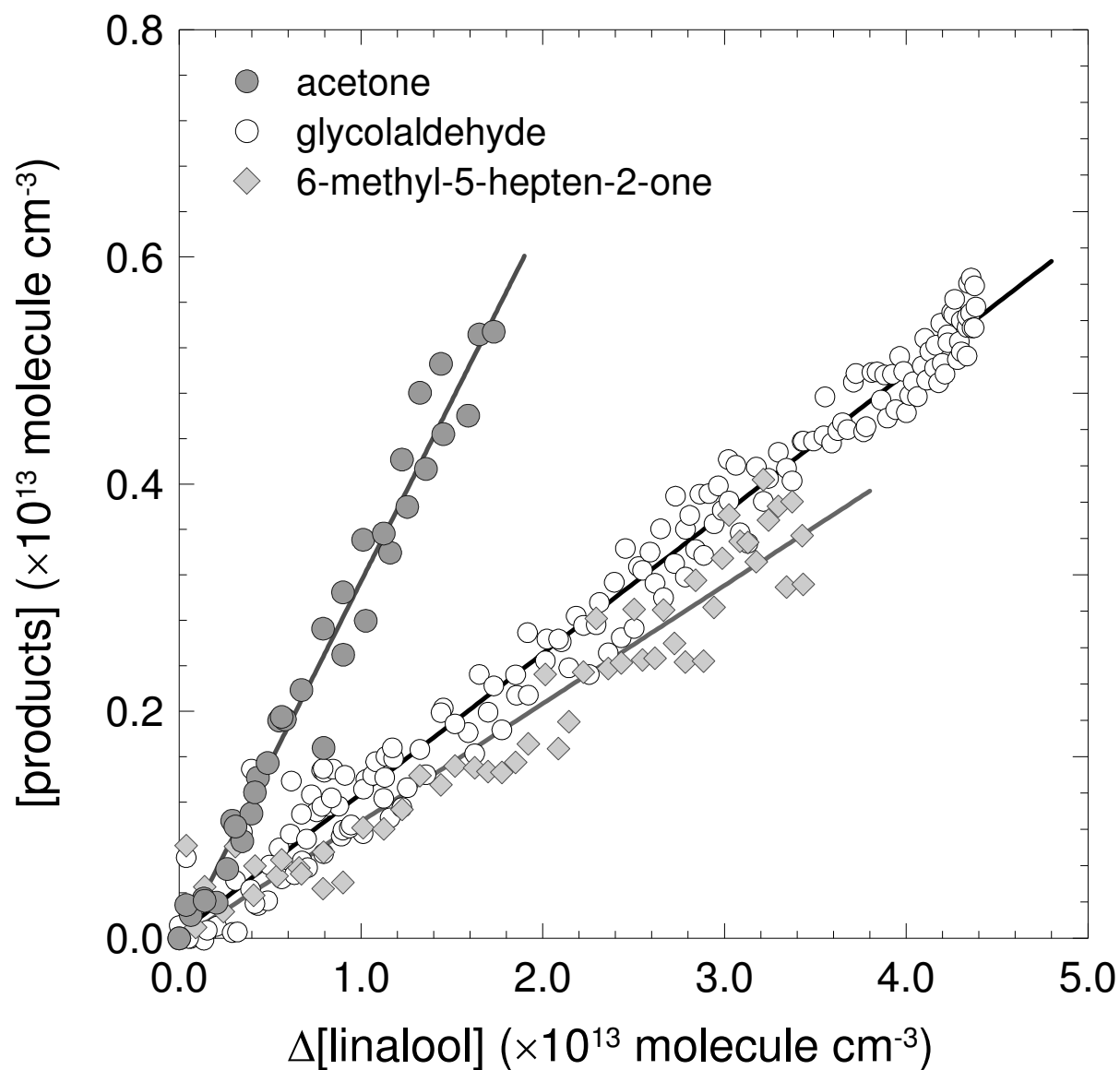
33 **Figure 5.** Reaction of 3-methyl-1-penten-3-ol with O<sub>3</sub>: proposed mechanism scheme.



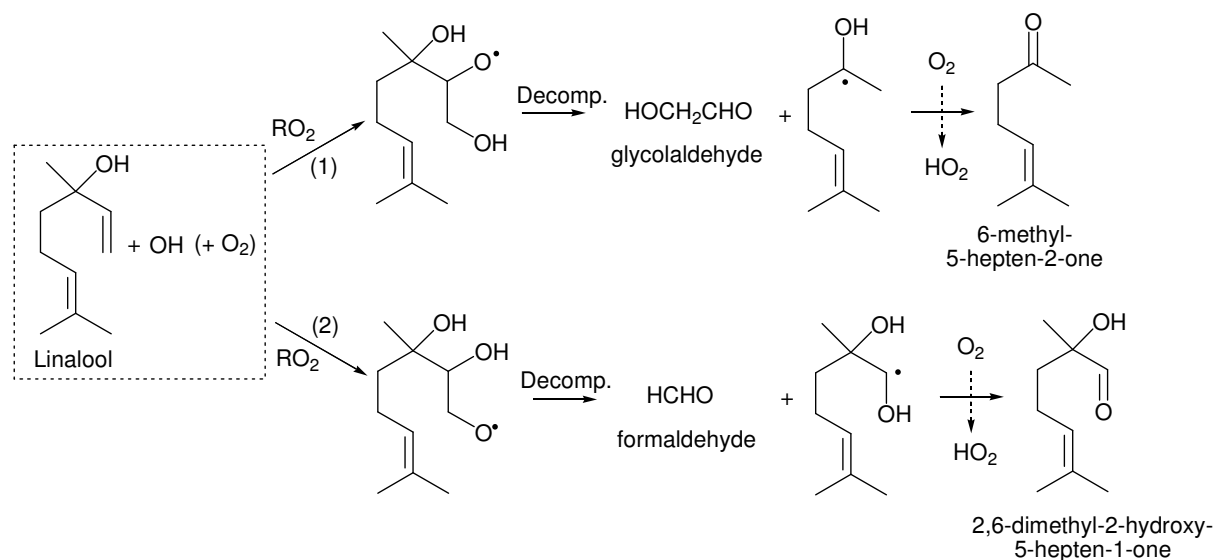
**Figure 6.** Reaction of OH radicals with linalool (a), 6-methyl-5-hepten-2-ol (b) and 3-methyl-1-penten-3-ol (c): relative rate kinetic data using butyl vinyl ether, isoprene, 3-methyl-3-buten-1-ol (MBO331), cyclohexene and propene as organic references.



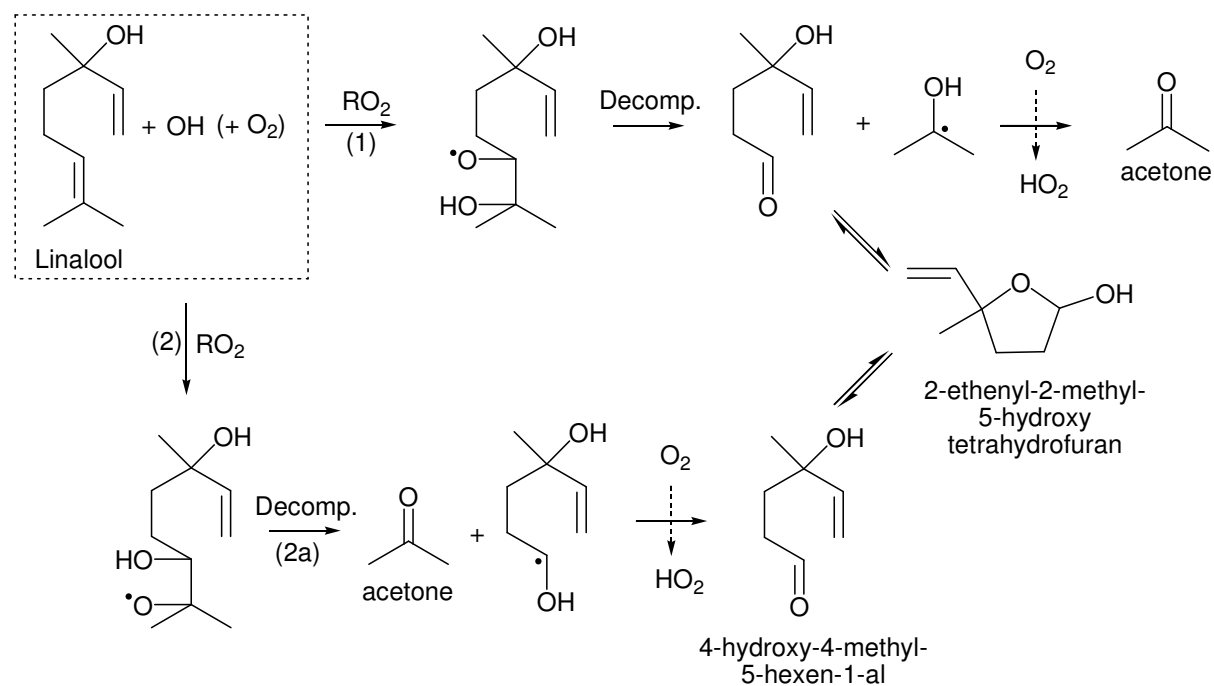
**Figure 7.** Reaction of linalool with OH ( $\text{H}_2\text{O}_2$  used as OH precursor): Reference IR spectra of: linalool (Panel A), IR spectrum of mixture linalool and  $\text{H}_2\text{O}_2$  at the start of the experiment (Panel B), IR spectrum of a mixture of linalool and  $\text{H}_2\text{O}_2$  after 4 hours reaction (Panel C), linalool and  $\text{H}_2\text{O}_2$  are subtracted from the global spectrum); reference IR spectra of acetone (Panel D), formic acid (Panel E), glycolaldehyde (Panel F) and 6-methyl-5-hepten-2-one (Panel G); IR residual spectrum after subtraction of reactants (linalool and  $\text{H}_2\text{O}_2$ ) and all identified products (major products: acetone, formic acid, glycolaldehyde and 6-methyl-5-hepten-2-one) (Panel H).



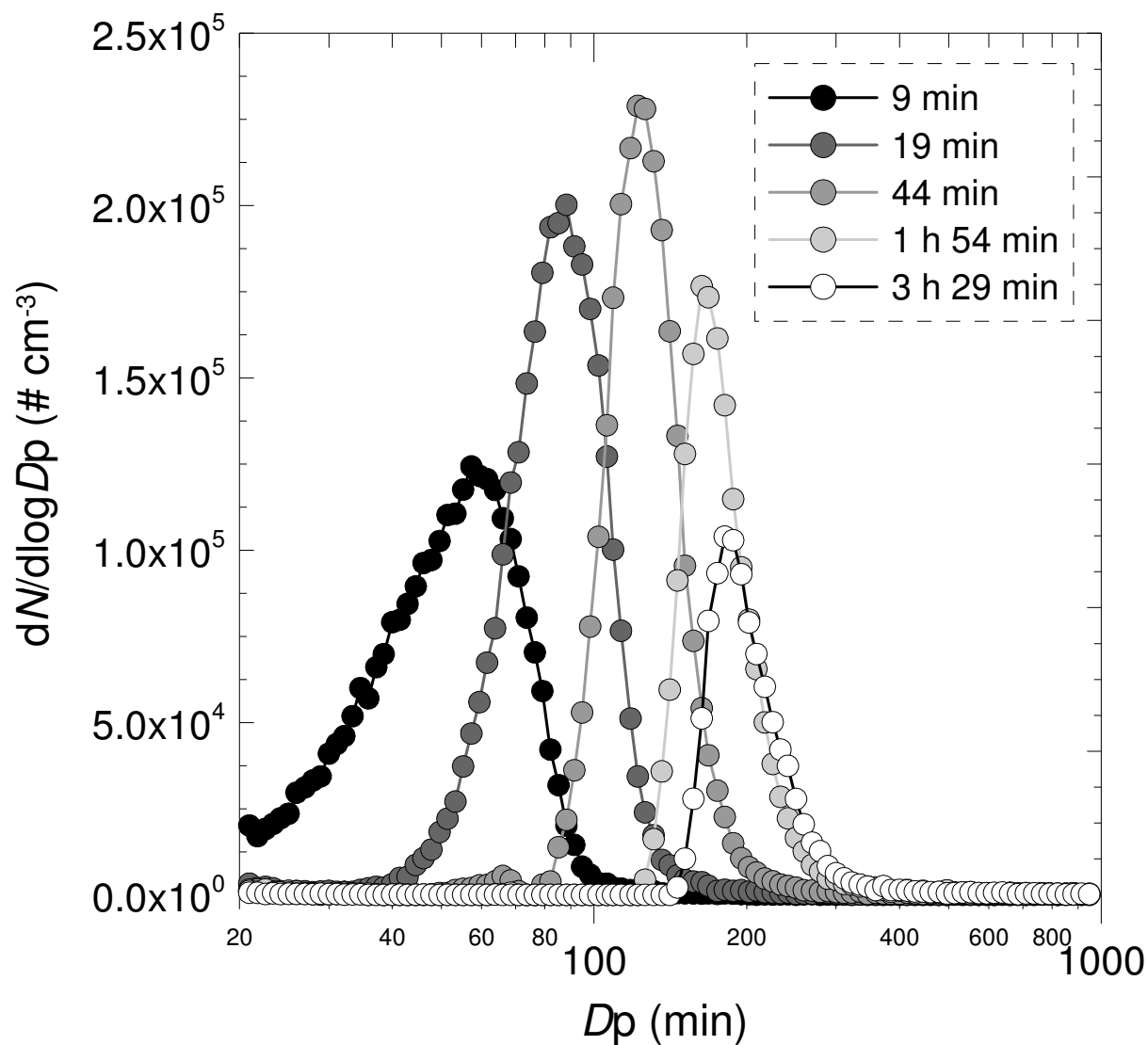
**Figure 8.** Reaction of linalool with OH ( $\text{H}_2\text{O}_2$  used as OH precursor): gas phase product yields.



25 **Figure 9a.** Reaction of linalool with OH (in the absence of NO<sub>x</sub>): proposed mechanism  
26 scheme for OH attack at the R-CH=CH<sub>2</sub> double bond.



55 **Figure 9b.** Reaction of linalool with OH (in the absence of NO<sub>x</sub>): proposed mechanism  
56 scheme for OH attack at the R-CH=C(CH<sub>3</sub>)<sub>2</sub> double bond.



**Figure 10.** Reaction of linalool with OH (in the absence of NO<sub>x</sub>): secondary organic aerosol particle size distribution obtained over the course of the reaction.



**"Table of Contents" Graphic**