



Abiotic and biotic drivers of microbial respiration in peat and its sensitivity to temperature change

Qian Li, Fabien Leroy, Renata Zocatelli, Sébastien Gogo, Adrien Jacotot, Christophe Guimbaud, Fatima Laggoun-Défarge

► To cite this version:

Qian Li, Fabien Leroy, Renata Zocatelli, Sébastien Gogo, Adrien Jacotot, et al.. Abiotic and biotic drivers of microbial respiration in peat and its sensitivity to temperature change. *Soil Biology and Biochemistry*, 2021, 153, pp.108077. 10.1016/j.soilbio.2020.108077 . insu-03013568

HAL Id: insu-03013568

<https://insu.hal.science/insu-03013568>

Submitted on 19 Nov 2020


HAL is a multi-disciplinary open access archive for the deposit and dissemination of scientific research documents, whether they are published or not. The documents may come from teaching and research institutions in France or abroad, or from public or private research centers.

L'archive ouverte pluridisciplinaire **HAL**, est destinée au dépôt et à la diffusion de documents scientifiques de niveau recherche, publiés ou non, émanant des établissements d'enseignement et de recherche français ou étrangers, des laboratoires publics ou privés.

Journal Pre-proof

Abiotic and biotic drivers of microbial respiration in peat and its sensitivity to temperature change

Qian Li, Fabien Leroy, Renata Zocatelli, Sébastien Gogo, Adrien Jacotot, Christophe Guimbaud, Fatima Laggoun-Défarge



PII: S0038-0717(20)30373-4

DOI: <https://doi.org/10.1016/j.soilbio.2020.108077>

Reference: SBB 108077

To appear in: *Soil Biology and Biochemistry*

Received Date: 8 September 2020

Revised Date: 12 November 2020

Accepted Date: 15 November 2020

Please cite this article as: Li, Q., Leroy, F., Zocatelli, R., Gogo, S., Jacotot, A., Guimbaud, C., Laggoun-Défarge, F., Abiotic and biotic drivers of microbial respiration in peat and its sensitivity to temperature change, *Soil Biology and Biochemistry*, <https://doi.org/10.1016/j.soilbio.2020.108077>.

This is a PDF file of an article that has undergone enhancements after acceptance, such as the addition of a cover page and metadata, and formatting for readability, but it is not yet the definitive version of record. This version will undergo additional copyediting, typesetting and review before it is published in its final form, but we are providing this version to give early visibility of the article. Please note that, during the production process, errors may be discovered which could affect the content, and all legal disclaimers that apply to the journal pertain.

© 2020 Published by Elsevier Ltd.

Abiotic and biotic drivers of microbial respiration in peat and its sensitivity to temperature change

Qian Li^{1*}, Fabien Leroy¹, Renata Zocatelli¹, Sébastien Gogo¹, Adrien Jacotot¹, Christophe Guimbaud², Fatima Laggoun-Défarge¹

¹Université d'Orléans, ISTO, CNRS, BRGM, UMR 7327, F-45071, Orléans, France

²Université d'Orléans, LPC2E, CNRS, UMR 7328, F-45071, Orléans, France

*Corresponding author, tel: +33 238494093, e-mail: qian.li@univ-orleans.fr

Keywords: soil respiration; temperature sensitivity; microbial biomass; peatland

Type of paper: Short Communication

Highlights

- Temperature increased respiratory activity until optimum temperature then declined
- More decomposed peat decreased the amount of microbes but not respiratory activity
- Q_{10} of aerobic respiration increased by 14 % at 35-40 cm than 5-10 cm peat layer
- Depth dependent Q_{10} in peat profile can be applied in modelling peat decomposition

17 Abstract

18 The effect of climate change on peatlands is of great importance due to their large carbon
19 stocks. In this study, we examined microbial biomass and effect of temperature and O₂
20 availability on soil respiration of surface and subsurface *Sphagnum* peat. The interactive
21 effect of biotic and abiotic factors significantly affects soil respiration. Increasing temperature
22 enhanced the microbial respiratory activity and thus the soil respiration, while there is a
23 temperature threshold. The more decomposed subsurface peat showed a lower CO₂
24 production due to less labile carbon and lower microbial biomass, but a higher temperature
25 sensitivity. Q₁₀ of aerobic respiration increased from 1.93 ± 0.26 in surface to 2.20 ± 0.01 in
26 subsurface peat. The linear relationship between Q₁₀ and depth in the uppermost 50 cm peat
27 section can be used to improve the estimation of CO₂ production in peat profiles.
28

Peatlands play a crucial role in global carbon cycle, with a storage of about 30 % of global soil carbon (C) in 3 % of the earth's land surface (Gorham, 1991). However, global climate change may alter the cold and wet conditions which favorable to their C sink function (Page and Baird, 2016; Waddington and Roulet, 1996). Soil respiration, being an important efflux of carbon dioxide (CO₂) from peatlands to the atmosphere, is largely controlled by abiotic factors: temperature, soil moisture and O₂ availability (Szafranek-Nakonieczna and Stepniewska, 2014; Wang et al., 2010). In addition, soil organic matter (OM) quality in terms of the proportion of labile or complex C compounds (referred to high and poor quality respectively; Dieleman et al., 2016), also affects respiration and temperature sensitivity. These factors vary in vertical peat profile with temperature variability, O₂ availability and OM quality decreasing with depth. Thus, in the context of climate change, it is crucial to understand the response of soil respiration in different depths to realistic and expected changes in temperature and water table depth (WTD) that determines O₂ availability. The quality of OM is a key factor in the response of ecosystems to increase temperature. Poor-quality OM decomposes slowly, resulting in lower CO₂ production, while it has been reported to be more sensitive to temperature change (Conant et al., 2008b; Davidson and Janssens, 2006). Effects of abiotic factors on CO₂ production in peat was frequently studied (e.g. Hiltunen et al., 2013; Leifeld et al., 2012; Treat et al., 2014), while as the soil respiration was regulated by the biological processes, the constraints are both abiotic, biotic and interactive. To address this gap, we conducted a short-term incubation of peat from a site presenting a sharp decrease of OM quality with depth to examine soil respiration under

various environmental conditions. Our objectives were to (1) determine the effect of temperature, O₂ availability, OM quality and microbial biomass (MB) in regulating soil respiration; (2) investigate the temperature sensitivity of peat decomposition at two different degradation states.

Peat samples were taken from a near soil surface layer (5-10 cm) and a subsurface layer (35-40 cm) at four different *Sphagnum* locations about 20 m apart under *Sphagnum rubellum* hummocks on April 2019 in La Gnette peatland (a *Sphagnum* acidic fen in France, Gogo et al., 2011). The samples from these four locations were used as replicates. The two layers corresponded to less and more decomposed peat respectively as the older and deeper litters has been exposed to decay for longer time (properties described in Table 2; Hiltunen et al., 2013). Eight collected samples were homogenized separately and stored at 4 °C for two weeks before incubation. Subsamples of 10g from 5-10 cm depth and 30 g from 35-40 cm depth were transferred into 250 mL jars, sealed and vacuumed, then flushed with pure nitrogen (N₂) or air for anaerobic and aerobic incubation (16 for each condition including 2 replicates for each of the 8 collected samples), respectively. The jars were incubated at constant temperature in FitoClima 1200 incubator (Aralab) for 7 days. Each day, 5 mL gas was collected and CO₂ concentration was analyzed by LGR Ultra-Portable Greenhouse Gas Analyzer (Los Gatos Research, Inc. CA) and replaced by same volume of N₂/air to maintain pressure. These processes were reproduced every week under 7 temperatures between 4 and 28 °C, in 4 °C step. The CO₂ production rate was calculated by the linear regression of CO₂ concentration versus time. Temperature sensitivity (Q₁₀) of CO₂ production was determined following Lloyd

and Taylor, (1994).

Total carbon and nitrogen contents (TC, TN) of the eight collected samples were measured by an elemental analyzer (Thermo-126 FLASH 2000 CHNS/O Analyzer). Microbial biomass of the eight collected samples and samples after incubation was determined by the chloroform fumigation extraction method (Jenkinson and Powlson, 1976). Water extractable organic carbon (WEOC) corresponded to the organic carbon concentration of non-fumigated samples. Normality of distribution, homogeneity of variance of data were tested, three-way ANOVA was used to determine effect of the temperature, O₂ availability and OM quality on the CO₂ production rate. One-way ANOVA was used to determine the difference of soil properties and Q₁₀.

CO₂ production rate/gram dry peat continuously increased with increasing temperature (Fig 1a and b). Whereas CO₂ production rate/gram MB increased with elevated temperature until 24 °C, then declined at 28 °C (Fig 1c and d), suggesting an optimum temperature between these two temperatures. The contrary trend observed at 28 °C could be attributed to the higher amount of MB at 28 °C than at 24 °C (43.3 % and 197.2 % higher in 5-10 cm, 186.6 % and 99.2 % higher in 35-40 cm under aerobic and anaerobic, respectively). Therefore, temperature increased the microbial respiratory activity and thus the soil respiration rate, but there is an optimum temperature between 24 and 28 °C. When above this threshold temperature, the increasing soil respiration could be attributed to the larger MB amount.

Low O₂ availability restricts microbial activities (Yavitt et al., 1997). Our study confirmed that aerobic condition enhanced soil respiration and this effect depends on

temperature (Fig. 2; Table 1). At 28 °C, anaerobic incubation reduced CO₂ production rate compared with aerobic conditions (decrease of 25.5 % and 35.5 % for 5-10 and 35-40 cm, respectively), while significant difference was only observed in 35-40 cm ($p<0.001$). No significant effect of O₂ availability was found at 4 °C

The decreasing C:N with depth (Table 2) suggested an increased decomposition degree, as microbes consume C-rich OM while recycle N, resulting in higher relative N concentration in more decomposed soil (Biester et al., 2014; Broder et al., 2012; Kuhry and Vitt, 1996). Additionally, WEOC also declined with depth (Table 2), suggesting a decreased availability of labile substrates (Biester et al., 2006; Kalbitz and Geyer, 2002). These results showed that the gradient of decomposition degree is steep in our site. CO₂ production rate/gram MB was higher for 35-40 cm than 5-10 cm at 16-24 °C under aerobic, while it was similar under anaerobic incubation (Fig 1 c and d). This could be related to the decline of fungi to bacteria ratio with peat depth found by Zocatelli et al (article in preparation) of our samples and in other studies (Sjögersten et al., 2016). Each unit cell mass of fungi release less CO₂ than bacteria due to the lower surface-to-volume ratio. Thus the lower relative abundance of fungi in 35-40 cm leads to higher respiration rate/gram MB (Blagodatskaya and Anderson, 1998). However, a lower MB was observed in 35-40 cm compared to 5-10 cm both before (Table 2; $p=0.08$) and after incubation (average of all incubation conditions: 0.80 ± 0.51 vs. 2.70 ± 1.41 mgC g⁻¹dw; $p < 0.001$). Therefore, these results suggested that the decreasing CO₂ production rate with depth (Fig. 1a and b) was linked to the lower available labile C substrate and less MB, but not the microbial respiratory activity.

The Q_{10} increased with depth in aerobic conditions, (Fig 1a and b, $p=0.014$) but not in anaerobic condition ($p=0.072$). These results indicated that the more decomposed OM is more sensitive to temperature change than labile ones, confirming previously reported results (Conant et al., 2008b, 2008a; Davidson and Janssens, 2006). These results showed that the combination of higher temperature and increase frequency of drought would generate most favorable conditions for CO_2 production. This would stimulate soil respiration in subsurface layer with more decomposed peat, especially this layer was only 40 cm apart from surface. Such a stimulation of old peat decomposition could significantly increase the CO_2 emission to the atmosphere with an increasing possibility of transforming this ecosystem into a net C source.

Calculation of Q_{10} with a limited temperature range or insufficient points affects the exponential fit and could cause large variations of results (e.g. Chen et al., 2010; McKenzie et al., 1998; Waddington et al., 2001). In our study, a large temperature range (4-28 °C) with reduced step (4 °C) was applied to get more reliable results. Our results were in the range of those from different studies that showed Q_{10} of CO_2 production mostly ranged between 1-2.5 (65.9 %; Table S1 and Fig. S1). A linear increase of Q_{10} with peat depth was observed (Fig. S2, $R^2=0.66$; $p=0.004$ without outliers). This relationship allows Q_{10} to be more finely adjusted in models instead of using a constant value.

In conclusion, the effect of temperature, O_2 availability, substrate quality and their interactions on soil respiration were identified (Table 1). Raised temperature, aerobic condition and high OM quality significantly increased the release of CO_2 . These factors

regulate the respiratory activity or amount of MB with implications for peat decomposition. Our study emphasized the importance of integrating environmental parameters, substrate quality, and MB when evaluating the response of soil respiration to climate change. Q_{10} of soil respiration was higher in more decomposed peat and showed a vertical variation. As an important parameter in modeling carbon cycle of peatlands under global warming, the vertical heterogeneity of Q_{10} should be taken into account to improve the estimation of CO_2 production in peat profiles.

Acknowledgements

This paper is a contribution to the research conducted in the Labex VOLTAIRE (ANR-10-LABX-100-01). This work was funded as part of the CAREX project supported by the Loire Valley Center Region and the FEDER. We would like to thanks C. Longue for the contribution of analysis of microbial biomass, M. Hatton for the elemental analysis and Dr. J. Mora-Gomez for the helpful suggestions.

References

- Biester, H., Knorr, K.-H., Schellekens, J., Basler, A., Hermanns, Y.-M., 2014. Comparison of different methods to determine the degree of peat decomposition in peat bogs. *Biogeosciences* 11, 2691–2707.
- Biester, H., Selimović, D., Hemmerich, S., Petri, M., 2006. Halogens in pore water of peat bogs – the role of peat decomposition and dissolved organic matter. *Biogeosciences* 3, 53–64.
- Blagodatskaya, E.V., Anderson, T.-H., 1998. Interactive effects of pH and substrate quality on the fungal-to-bacterial ratio and qCO_2 of microbial communities in forest soils. *Soil Biology and Biochemistry* 30, 1269–1274.
- Bosatta, E., Ågren, G.I., 1999. Soil organic matter quality interpreted thermodynamically. *Soil Biology and Biochemistry* 31, 1889–1891.
- Broder, T., Blodau, C., Biester, H., Knorr, K.H., 2012. Peat decomposition records in three pristine ombrotrophic bogs in southern Patagonia. *Biogeosciences* 9, 1479–1491.
- Chen, X., Tang, J., Jiang, L., Li, B., Chen, J., Fang, C., 2010. Evaluating the impacts of incubation procedures on estimated Q_{10} values of soil respiration. *Soil Biology and Biochemistry* 42, 2282–2288.
- Conant, R.T., Drijber, R.A., Haddix, M.L., Parton, W.J., Paul, E.A., Plante, A.F., Six, J., Steinweg, J.M., 2008a. Sensitivity of organic matter decomposition to warming varies with its quality. *Global Change Biology* 14, 868–877.
- Conant, R.T., Steinweg, J.M., Haddix, M.L., Paul, E.A., Plante, A.F., Six, J., 2008b.

Experimental warming shows that decomposition temperature sensitivity increases with soil organic matter recalcitrance. *Ecology* 89, 2384–2391.

Davidson, E.A., Janssens, I.A., 2006. Temperature sensitivity of soil carbon decomposition and feedbacks to climate change. *Nature* 440, 165–173.

Dieleman, C.M., Lindo, Z., McLaughlin, J.W., Craig, A.E., Branfireun, B.A., 2016. Climate change effects on peatland decomposition and porewater dissolved organic carbon biogeochemistry. *Biogeochemistry* 128, 385–396.

Gogo, S., Laggoun-Défarge, F., Delarue, F., Lottier, N., 2011. Invasion of a *Sphagnum*-peatland by *Betula spp* and *Molinia caerulea* impacts organic matter biochemistry. Implications for carbon and nutrient cycling. *Biogeochemistry* 106, 53–69.

Gorham, E., 1991. Northern peatlands: Role in the carbon cycle and probable responses to climatic warming. *Ecological Applications* 1, 182–195.

Hilasvuori, E., Akujärvi, A., Fritze, H., Karhu, K., Laiho, R., Mäkiranta, P., Oinonen, M., Palonen, V., Vanhala, P., Liski, J., 2013. Temperature sensitivity of decomposition in a peat profile. *Soil Biology and Biochemistry* 67, 47–54.

Hornibrook, E.R.C., Longstaffe, F.J., Fyfe, W.S., Bloom, Y., 2000. Carbon-isotope ratios and carbon, nitrogen and sulfur abundances in flora and soil organic matter from a temperate-zone bog and marsh. *Geochemical Journal* 34, 237–245.

Jenkinson, D.S., Powlson, D.S., 1976. The effects of biocidal treatments on metabolism in soil—V: A method for measuring soil biomass. *Soil Biology and Biochemistry* 8, 209–

213.

Kalbitz, K., Geyer, S., 2002. Different effects of peat degradation on dissolved organic carbon and nitrogen. *Organic Geochemistry* 33, 319–326.

Kuhry, P., Vitt, D.H., 1996. Fossil carbon/nitrogen ratios as a measure of peat decomposition. *Ecology* 77, 271–275.

Leifeld, J., Steffens, M., Galego-Sala, A., 2012. Sensitivity of peatland carbon loss to organic matter quality. *Geophysical Research Letters* 39.

Lloyd, J., Taylor, J.A., 1994. On the Temperature Dependence of Soil Respiration. *Functional Ecology* 8, 315–323.

McKenzie, C., Schiff, S., Aravena, R., Kelly, C., St. Louis, V., 1998. Effect of temperature on production of CH₄ and CO₂ from peat in a natural and flooded boreal forest wetland. *Climatic Change* 40, 247–266.

Page, S.E., Baird, A.J., 2016. Peatlands and global change: response and resilience. *Annual Review of Environment and Resources* 41, 35–57.

Sjögersten, S., Caul, S., Daniell, T.J., Jurd, A.P.S., O’Sullivan, O.S., Stapleton, C.S., Titman, J.J., 2016. Organic matter chemistry controls greenhouse gas emissions from permafrost peatlands. *Soil Biology and Biochemistry* 98, 42–53.

Szafranek-Nakoneczna, A., Stepniewska, Z., 2014. Aerobic and anaerobic respiration in profiles of Polesie Lubelskie peatlands. *International Agrophysics* 28.

Treat, C.C., Wollheim, W.M., Varner, R.K., Grandy, A.S., Talbot, J., Froking, S., 2014. Temperature and peat type control CO₂ and CH₄ production in Alaskan permafrost

211 peats. *Global Change Biology* 20, 2674–2686.

212 Waddington, J.M., Rotenberg, P.A., Warren, F.J., 2001. Peat CO₂ production in a natural and
213 cutover peatland: Implications for restoration. *Biogeochemistry* 54, 115–130.

214 Waddington, J.M., Roulet, N.T., 1996. Atmosphere-wetland carbon exchanges: Scale
215 dependency of CO₂ and CH₄ exchange on the developmental topography of a peatland.
216 *Global Biogeochemical Cycles* 10, 233–245.

217 Wang, X., Li, X., Hu, Y., Lv, J., Sun, J., Li, Z., Wu, Z., 2010. Effect of temperature and
218 moisture on soil organic carbon mineralization of predominantly permafrost peatland
219 in the Great Hing'an Mountains, Northeastern China. *Journal of Environmental*
220 *Sciences* 22, 1057–1066.

221 Yavitt, J.B., Williams, C.J., Wieder, R.K., 1997. Production of methane and carbon dioxide in
222 peatland ecosystems across North America: Effects of temperature, aeration, and
223 organic chemistry of peat. *Geomicrobiology Journal* 14, 299–316.

224 Zocatelli, et al. (in preparation). Sensitivity to temperature and oxygen availability of
225 microbial communities in peat revealed by PLFA analysis – An incubation study.

226

Tables

Table 1 Effect of the organic matter (OM) quality, temperature, Aerobic/anaerobic condition and their interactions on CO₂ production rate ($\mu\text{gC g}^{-1} \text{ dw h}^{-1}$). Significance levels of three-way ANOVA are expressed as *: $p < 0.05$, **: $p < 0.01$, ***: $p < 0.001$ (n=8).

	CO ₂ production rate ($\mu\text{gC g}^{-1} \text{ dw h}^{-1}$)
OM quality	***
Temperature	***
Aerobic/anaerobic condition	***
OM quality * Temperature	***
OM quality * Aerobic/anaerobic condition	
Temperature * Aerobic/anaerobic condition	*
OM quality * Temperature * Aerobic/anaerobic condition	

Table 2 Physical, chemical and biological properties of peat from 5-10 cm and 35-40 cm layer (n=4, mean \pm SD). Significance levels of one-way ANOVA are expressed as *: $p < 0.05$, **: $p < 0.01$, ***: $p < 0.001$.

	5-10 cm	35-40 cm	<i>p</i>
Water content (%)	85.17 \pm 3.00	86.09 \pm 3.10	
C:N	97.44 \pm 13.29	21.94 \pm 1.29	***
WEOC (mg C g ⁻¹ dw)	1.02 \pm 0.14	0.54 \pm 0.09	**
Microbial biomass C (mg C g ⁻¹ dw)	2.97 \pm 1.36	1.39 \pm 0.70	

Figures

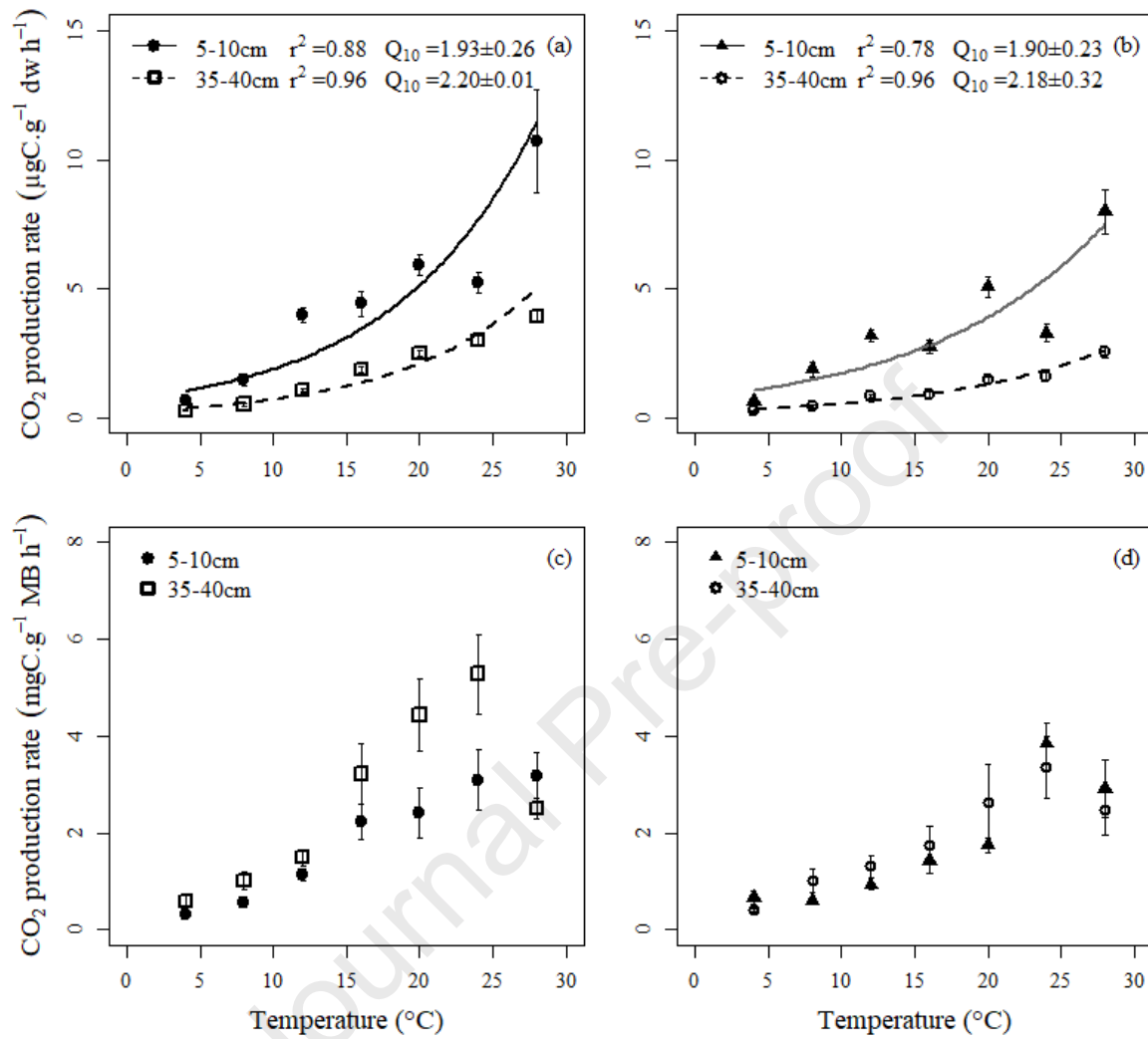


Fig. 1 CO₂ production rate (μgC g⁻¹ dw h⁻¹) under (a) aerobic and (b) anaerobic conditions; and CO₂ production per gram microbial biomass (mgC g⁻¹ MB h⁻¹) under (c) aerobic and (d) anaerobic conditions as a function of temperature for peat from 5-10 cm and 35-40 cm layer. The lines in panels a and b correspond to the model fitted to the measurements.

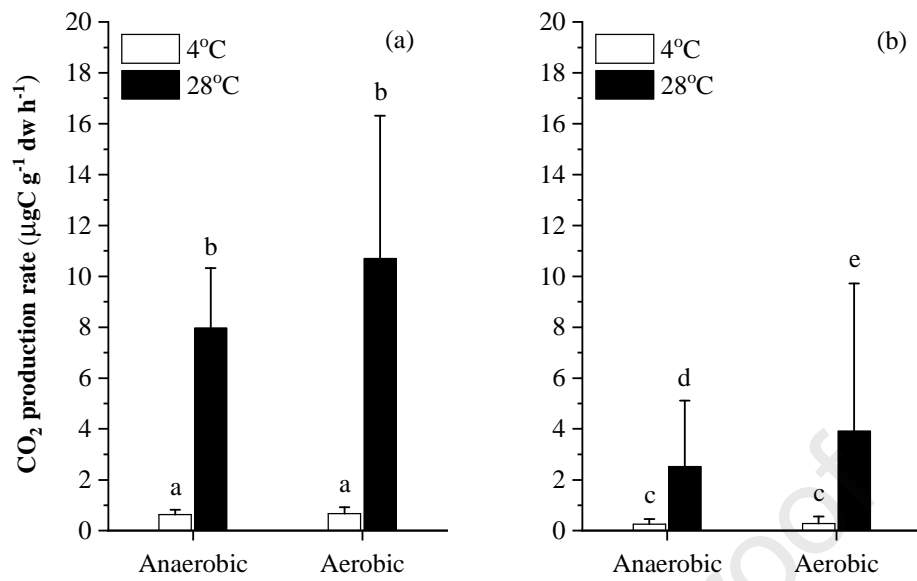
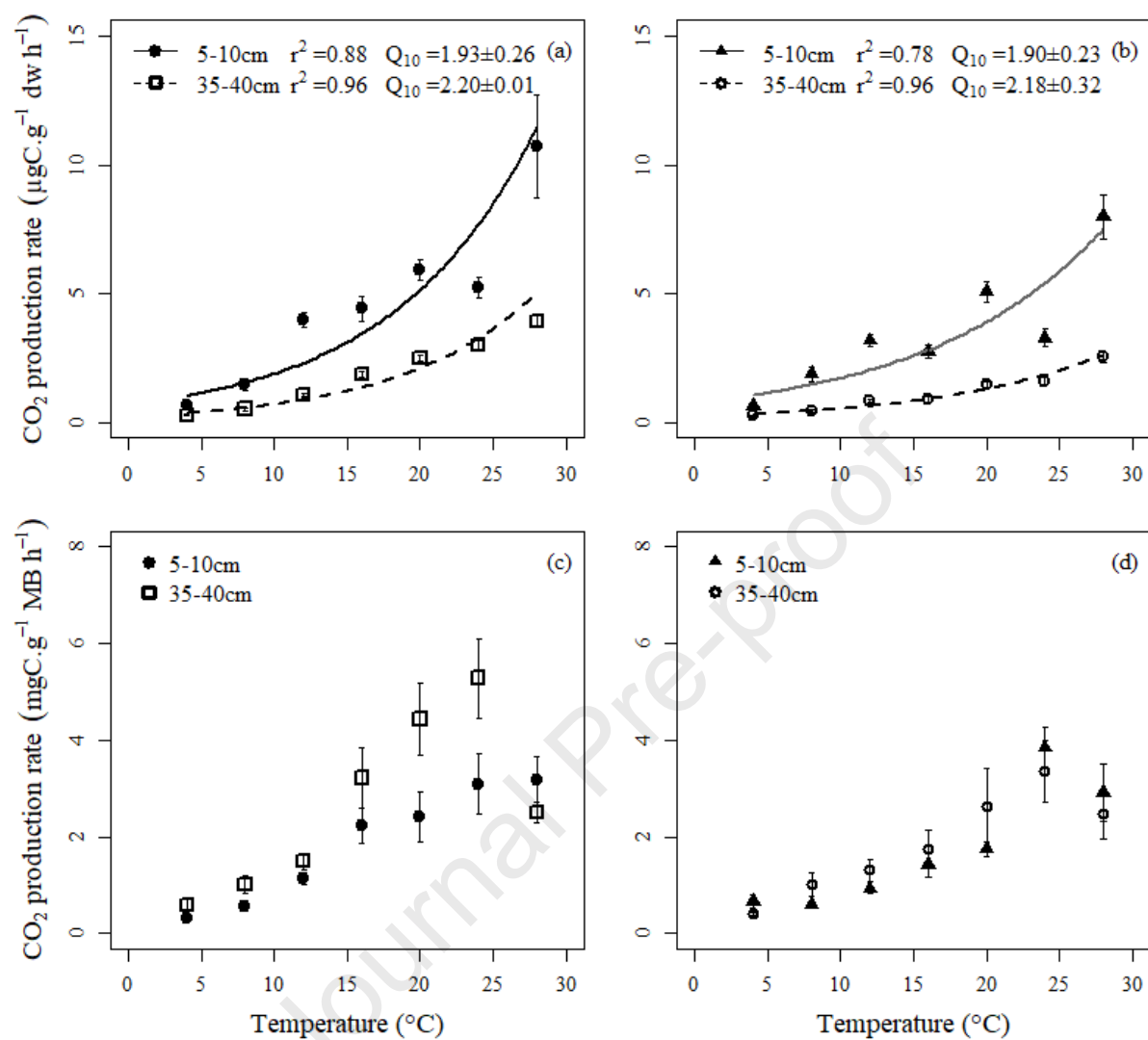
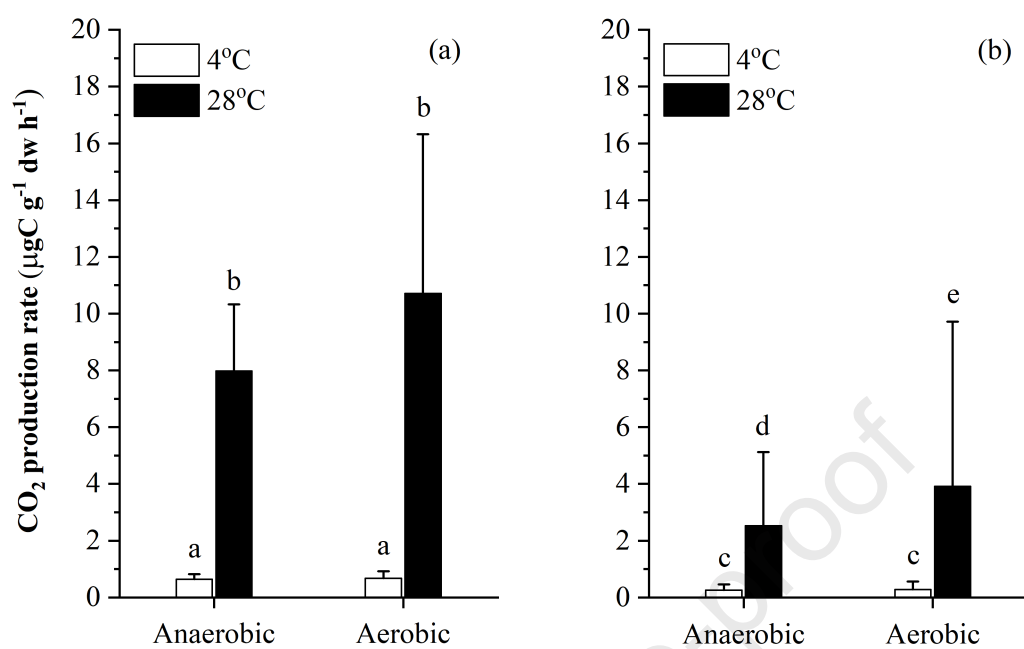


Fig. 2 CO₂ production rate (μgC g⁻¹ dw h⁻¹) of peat from (a) 5-10 cm layer and (b) 35-40 cm layer incubated at 4 and 28°C during 7 days incubation under anaerobic and aerobic conditions. Different letters represent significant differences by ANOVA in each panel and error bars represent the standard error.





Highlights

- Temperature increased respiratory activity until optimum temperature then declined
- More decomposed peat decreased the amount of microbes but not respiratory activity
- Q_{10} of aerobic respiration increased by 14 % at 35-40 cm than 5-10 cm peat layer
- Depth dependent Q_{10} in peat profile can be applied in modelling peat decomposition

Declaration of interests

☒ The authors declare that they have no known competing financial interests or personal relationships that could have appeared to influence the work reported in this paper.

☐ The authors declare the following financial interests/personal relationships which may be considered as potential competing interests: