



**HAL**  
open science

## The diverse planetary ingassing/outgassing paths produced over billions of years magmatic activity

Fabrice Gaillard, Mohamed Ali M.A. Bouhifd, Evelyn Füre, Valérie Malavergne, Yves Marrocchi, L. Noack, Giovanni Ortenzi, Mathieu Roskosz, S. Vulpius

### ► To cite this version:

Fabrice Gaillard, Mohamed Ali M.A. Bouhifd, Evelyn Füre, Valérie Malavergne, Yves Marrocchi, et al.. The diverse planetary ingassing/outgassing paths produced over billions of years magmatic activity. Space Science Reviews, 2021, 217, pp.22. 10.1007/s11214-021-00802-1 . insu-03117324

**HAL Id: insu-03117324**

**<https://insu.hal.science/insu-03117324>**

Submitted on 21 Jan 2021

**HAL** is a multi-disciplinary open access archive for the deposit and dissemination of scientific research documents, whether they are published or not. The documents may come from teaching and research institutions in France or abroad, or from public or private research centers.

L'archive ouverte pluridisciplinaire **HAL**, est destinée au dépôt et à la diffusion de documents scientifiques de niveau recherche, publiés ou non, émanant des établissements d'enseignement et de recherche français ou étrangers, des laboratoires publics ou privés.



1 **Abstract**

2

3 The C-H-O-N-S elements that constitute the outgassed atmosphere and exosphere have likely  
4 been delivered by chondritic materials to the Earth during planetary accretion and subsequently  
5 processed over billions of years of planetary differentiation. Although these elements are  
6 generally considered to be volatile, a large part of the accreted C-H-O-N-S on Earth must have  
7 been sequestered in the core and mantle, with the remaining part concentrated at the Earth's  
8 surface (exosphere: atmosphere + ocean + crust). The likely reason for this is that, depending  
9 on the prevailing pressure (P), temperature (T) and oxidation state (oxygen fugacity,  $fO_2$ ) in the  
10 planet's interior, the C-H-O-N-S elements can behave as siderophile, lithophile, refractory,  
11 magmatophile, or atmophile. It is not clear if these elements might be sequestered in the  
12 interiors of planets elsewhere, since the governing parameters of P-T- $fO_2$  during the diverse  
13 magmatic processes controlling magmatic differentiation vary greatly over time and from planet  
14 to planet. The magma ocean outgassed the first atmosphere, which was probably also the largest  
15 in terms of mass, but its nature and composition remain poorly known. Meanwhile, a significant,  
16 but unknown, part of the accreted C-H-O-N-S elements was sequestered in the core. These will  
17 probably never be liberated into the atmosphere. A secondary atmosphere was then fuelled by  
18 volcanism, driven by mantle convection and most likely enhanced by plate tectonics. The Earth  
19 still has active volcanism, and the volume and volatile contents of its magma are closely linked  
20 to geodynamics. Earth's volcanoes have long emitted relatively oxidized gases, in contrast to  
21 Mars and Mercury. Mantle oxidation state seems to increase with planetary size, although the  
22 role of plate tectonics in changing the Earth's mantle oxidation state remains poorly understood.  
23 Water contents of magma from elsewhere in the solar system are not so different from those  
24 produced by the Earth's depleted mantle. Other elements (e.g. N, S, C) are unevenly distributed.  
25 A great diversity of speciation and quantity of magmatic gas emitted is found in planetary  
26 systems, with the key inputs being: 1- degassing of the magma ocean, 2- mantle oxidation state  
27 (and its evolution), and 3-plate tectonics (vs. other styles of mantle convection). Many other  
28 parameters can affect these three inputs, of which planetary size is probably one of the most  
29 important.

30

31

32 **Keywords:** Magma, Degassing, Volatiles, Redox, Pressure, Chondrite, Planet,  
33 Differentiation, Volcanoes, Atmosphere

34



## 1 1. Introduction

2 A variety of processes can affect the composition and structure of planetary atmospheres  
3 (Zahnle et al., 2010; Catling and Kasting, 2017). Astrophysical, atmospheric, biological and  
4 geological processes interact with the surficial planetary sphere and the results of these  
5 combined interactions are the subject of ongoing research (Zahnle et al., 2010; Dehant et al.,  
6 2019). This chapter focuses on planetary outgassing of the light volatile elements (sometimes  
7 called atmophile elements) composing the C-H-O-N-S system. These degassing processes build  
8 on a primary atmosphere inherited from solar nebula capture (Zahnle et al. 2010; Olson and  
9 Sharp, 2019). Planetary atmospheres are initially sourced by planetary degassing, while  
10 secondary processes involving fluid-rock reactions (Alt et al., 1995), atmosphere-space  
11 exchange (Lammer et al., 2008), photosynthetic life (triggering Earths' tertiary atmosphere  
12 dominated by O<sub>2</sub>, Catling et al., 2005) and asteroid impacts (Schlichting and Mukhopadhyay,  
13 2018) can modify this primary igneous input (Fig.1).

14 Planetary outgassing uses the so-called 'magmatic pipeline' connecting the planetary interior  
15 to its surface. The magmatic pipeline conveys the C-H-O-N-S elements through a process of  
16 mantle melting in the deep interior, then upwards transfer of magma, accompanied by degassing  
17 during magma ascent towards subsurface conditions. However, the development of a plate  
18 tectonics regime, which has not as yet been identified in other terrestrial bodies, must affect the  
19 amount and nature of the outgassed mixtures (Noack et al., 2014; Gaillard et al., 2015).  
20 Subduction-related volcanism constitutes a different magmatic pipeline, and plate tectonics  
21 introduces the concept of geodynamic cycles, in which the outgassed volatile elements can be  
22 partly recycled into the deep planetary interior via subduction processes (Sleep and Zahnle,  
23 2003; Wallace et al., 2005; Dasgupta, 2013; Kelemen and Manning, 2015). This concept of  
24 geodynamic cycles has geochemical consequences that may be specific to the Earth (Fig.1).  
25 The magmatic pipeline channels planetary outgassing of volatiles, but we will see here that (i)  
26 the C-H-O-N-S elements can be expelled with a great variety of speciation, (ii) they are not  
27 systematically extracted from the interior via the pipeline but can be retained in the planetary  
28 interior, and (iii) some processes can reverse the flow (i.e. transfer material from the planet's  
29 surface to its interior).

30  
31 **Figure 1.** Flowchart illustrating planetary outgassing as a primary volatile-source for the  
32 atmosphere and other secondary processes affecting the C-H-O-N-S surficial reservoirs. The C-  
33 H-O-N-S transfer from the planetary interior to the atmosphere uses the magmatic pipeline,  
34 which links mantle melting and volcanic outgassing. The outgassed C-H-O-N-S mixture is then  
35 affected by secondary processes involving a variety of atmospheric leaks into space (Lammer

1 et al., 2008), impact degassing causing atmospheric blow (Haruka et al., 2019) and many  
2 ingassing processes (Alt et al., 1995; Kelemen and Manning, 2015; Catling and Kasting 2017;  
3 Lammer et al., 2018). These ingassing processes contribute to the burying of C-H-O-N-S  
4 elements, and are therefore the opposite to planetary outgassing. C-H-O-N-S ingassing  
5 involves both long-term/long-range and short-term/short-range processes. In the long processes  
6 (deep ingassing), C-H-O-N-S are irreversibly stored in the planetary core (see section 4) or sent  
7 (back) to the mantle from which magma derives via geodynamic transfer, introducing a concept  
8 of geochemical cycling (Wallace, 2005; Alt et al., 2012; Dasgupta, 2013; Kelemen and  
9 Manning, 2015); in the short process (shallow ingassing), C-H-O-N-S are transferred into the  
10 lithosphere (ie. remain mainly in the crust, eg. Alt et al., 1995) and may never be recycled in  
11 the absence of plate tectonics. The absence of C-H-O-N-S recycling is probably what  
12 characterizes planets without plate tectonics like Mars or Venus, while planet Earth undergoes  
13 constant renewal in the flow of C-H-O-N-S elements, preventing surficial drying.

14

15 These light (C-H-O-N-S) elements, their distribution in the atmosphere, and their involvement  
16 in surficial processes, are fundamental because they probably define the limits of planetary  
17 habitability (Cockell et al., 2016; Catling and Kasting., 2017; Lammer et al., 2018; Dehant et  
18 al., 2019). There are several reasons for this: (i) carbon (C), hydrogen (H), oxygen (O), nitrogen  
19 (N), and sulfur (S) hereafter (C-H-O-N-S) and a number of metals operate or catalyse  
20 biochemical reactions and build the molecules of life (Catling et al., 2005; Cockell et al., 2016);  
21 (ii) C-H-O-N-S elements can form species which become concentrated in the atmosphere and  
22 affect both surface pressure and the greenhouse effect (Kasting et al., 1998; Halevy et al., 2007;  
23 Hu et al., 2015; Wordsworth et al., 2013); and (iii) these elements are also involved in key  
24 surficial geochemical reactions such as sulfate-reduction (Lyons and Gill, 2009), continental  
25 weathering and carbonate precipitation (Berner, 2003) controlling surficial and atmospheric  
26 composition (Fig.1). Defining the role of planetary outgassing in the surficial budget of these  
27 light volatiles is a central scientific question, of which many aspects remain unclear. In  
28 particular, the diversity of outgassing paths may vary greatly from planet to planet.

29 We review the state of the art on the paths of the C-H-O-N-S elements during the different  
30 magmatic stages of planetary differentiation. Though the topic remains debated (Albarède  
31 2009; Wood et al., 2010; Greenwood et al., 2018), C-H-O-N-S elements most likely have a long  
32 geological history throughout planetary differentiation (Sarafian et al., 2014; Dauphas and  
33 Morbidelli, 2014; Marty et al., 2016; Hirschmann, 2016; Dauphas, 2017; Lammer et al., 2018;  
34 Greenwood et al., 2018, Piani et al., 2020). The differentiation of planet Earth, like any  
35 terrestrial planet, involved long-term magmatic processes that have separated chemical  
36 elements as a function of their geochemical properties and affinity for the prevailing magmatic  
37 phases: siderophile elements (iron-loving) were sequestered into the metallic core (Rubie et

1 al., 2015) while non-siderophile refractory elements remained in the mantle, and non-  
2 siderophile incompatible elements (ie. those concentrated in the melt phase of magma) were  
3 stored in the crust; finally, atmophile elements, which are mainly composed of the C-H-O-N-S  
4 volatile elements, plus the noble gases, were degassed at the planet's surface into the  
5 atmosphere (Parai and Mukhopadhyay, 2012; Moreira, 2013; Hirschmann, 2016; Lammer et  
6 al., 2018). However, two crucial points cast doubt on this generic textbook description:

7 i) Various observations indicate that most of the Earth's carbon, hydrogen, nitrogen and sulfur  
8 must have remained stored in the deep interior (ie. the mantle and the core), with the surficial  
9 reservoirs representing only a small portion of these volatiles (Marty, 2012; Dasgupta and  
10 Grewal, 2019). In other words, as shown below, the supposedly volatile C-H-O-N-S elements  
11 must behave as siderophile or refractory elements by remaining sequestered in the planet's  
12 interior. We will look at the magmatic parameters controlling this unexpected behaviour.

13 ii) While carbon, hydrogen, oxygen, sulfur, and nitrogen dominate the surficial chemistry on  
14 Earth, the surficial abundances of these elements are drastically different on other terrestrial  
15 bodies of the solar system (Lammer et al., 2018). Venus's surface is dry and CO<sub>2</sub>-rich (Kasting  
16 et al., 1988), while Mars was certainly wet but typically lacks both carbon and nitrogen and is  
17 covered by sulfate-rich sediments (Edwards and Ehlmann, 2015; Bibring et al., 2006; Halevy  
18 et al., 2007; Gaillard et al., 2013). Looking at other planetary bodies in the solar system, a  
19 remarkable diversity of surface chemistry is noted for some satellites of the giant planets (e.g.  
20 the sulfur and hydrocarbon seas of Io and Titan respectively, Spohn et al., 2014), and exoplanets  
21 are sure to reveal even more unusual scenarios (Saeger and Drake, 2010; Pierrehumbert, 2013).

22 We start by defining the magmatic pipeline enabling planetary outgassing and its secular  
23 evolution. The very first stage involves the magma oceans that contributed to the primary  
24 distribution of the C-H-O-N-S elements between surficial and deep reservoirs, including the  
25 core, the mantle and the atmosphere. This section shows that core formation can sequester a  
26 large part of the C-H-O-N-S planetary inventory. Therefore, an important portion of the putative  
27 atmophile elements supplied to terrestrial planets during accretion has been removed by core  
28 formation and segregation. Core formation has a similar impact to degassing: it (irreversibly)  
29 removes C-H-O-N-S elements from the surficial environment. The formation of the  
30 atmospheres (and their diversity) involves a first stage of core formation with its capacity to  
31 extract the C-H-O-N-S elements. Once the magma ocean has solidified, a process which  
32 potentially affects the distribution of volatiles in many different ways (Elkins-Tanton, 2012;  
33 Hier-Majumder and Hirschmann, 2017; Lammer et al., 2018; Schaefer and Elkins-Tanton,  
34 2018), volcanic outgassing prevails (Gaillard and Scaillet, 2014; Ortenzi et al., 2020). We

1 describe and discuss the diverse types of volcanic outgassing found on present-day Earth: mid-  
2 ocean-ridge (MOR) magmatism, plume-magmatism and arc-magmatism (ie. subduction  
3 related). For each magmatic type we review the volatile contents and the oxidation states. While  
4 the oxidation state appears to be broadly homogeneous and oxidized, there is a great range in  
5 the C-H-S content of the Earth's various magmatic pipelines, which reflects the diversity of the  
6 Earth's mantle sources. The volatile content of magmas elsewhere in the solar system is also  
7 reviewed and compared to that on Earth. It is possible that some of the magmas produced on  
8 Mars and the Moon are relatively similar to MOR-basalts (MORB) in terms of their H<sub>2</sub>O  
9 contents (ie. 200-2500 ppm H<sub>2</sub>O, see Saal et al., 2008; Elkins-Tanton and Grove, 2011; Hui et  
10 al., 2013; Sarafian et al., 2013; Hauri et al., 2015; McCubbin et al., 2010 ; McCubbin et al.,  
11 2012; McCubbin et al., 2015). In contrast, most magmas in the solar system are significantly  
12 more reduced than MORB. Regardless of the amount of C-H-O-N-S in the planetary interior,  
13 the conditions of degassing, in other words the pressure at the atmosphere-crust interface,  
14 appear to be critical, as this distillates the composition of the gas phases: sulfur and water are  
15 moderately volatile at high degassing atmospheric pressure (eg. Venus), while carbon and  
16 nitrogen remain volatile under similar conditions to those found on Earth. The final section  
17 discusses the geodynamics of planetary outgassing, looking at the effect of plate tectonics and  
18 planetary size on the evolution and distribution of surficial volatiles. Plate tectonics enhances  
19 volcanic rates (Kite et al., 2009; Noack et al., 2014) and modifies the planetary distribution of  
20 the C-H-O-N-S elements (Sleep and Zanhle, 2001; Dasgupta, 2013; Kelemen and Manning,  
21 2015; Lammer et al., 2018), thus clearly influences degassing processes. Planetary size affects  
22 the outgassing rate and the internal oxidation state (Wade and Wood, 2005; Ortenzi et al., 2020).  
23 However, before addressing these fundamental points, it is necessary to review the current  
24 models on the provenance and the delivery time of C-H-O-N-S in planetary systems.

## 25 2. Provenance and delivery of the C-H-O-N-S elements on planet Earth.

26

27 Despite the obvious presence of water and other volatile elements on Earth, the terrestrial  
28 building blocks have long been thought to accrete in 'dry' form (eg. Albarede, 2009; Wood et  
29 al., 2010; Haliday, 2013) within the so-called snowline, where the temperatures were above the  
30 condensation temperature of water during planetary formation (Dauphas and Morbidelli, 2014;  
31 Vacher et al. 2016). As described below, however, the absence of snow or ice in the building  
32 blocks of planets does not, from a mineralogical point of view, prevent these blocks from  
33 containing large amounts of C-H-O-N-S compounds during accretion (Hallis et al., 2015;



1 Greenwood et al., 2018; Grewal et al., 2019a). Here we introduce the most recent advances that  
2 shed new light on the provenance and movement of these building blocks.

3 It has long been known that the oxygen isotopic signature of the Earth is more akin to that of  
4 enstatite chondrites (EC) than any other extra-terrestrial sample analysed to date (e.g. Javoy et  
5 al., 2010, Fig.2). However, the bulk Earth's chemical composition is very different to EC's,  
6 even in terms of major components such as Si or Mg. Without going into any detail about the  
7 controversy as to the nature of the Earth's building blocks, it can be noted that most recent  
8 studies of oxygen, chromium, nickel, titanium, molybdenum and ruthenium isotopes reinforce  
9 the close relationship between the isotopic signatures of the Earth and enstatite chondrites.  
10 These studies also recognize that their initial common cosmochemical reservoir was already  
11 chemically (but not isotopically) fractionated prior to accretion of the Earth and EC parent  
12 bodies (Warren, 2011; Dauphas et al, 2017).

13  
14  
15 **Figure 2.** Bulk oxygen isotopic compositions of different classes of chondrites (Clayton and  
16 Mayeda, 1999). Each group of chondrites (H, L, LL, CI, CR, CV, CM, CO and enstatite  
17 chondrites) probably represents a single asteroidal or planetary body. TFL: terrestrial  
18 fractionation line; CCAM: carbonaceous chondrite anhydrous mineral line. The oxygen data  
19 shown here correspond to bulk oxygen (oxygen of the phase network) of which the oxygen  
20 involved in degassing processes, discussed in this chapter, is only a tiny fraction.

21  
22 The processes that controlled the segregation of such a 'dry' cosmochemical reservoir within  
23 the protoplanetary disk are not clear, though recently the rapid growth of giant planets has been  
24 put forward as a potential controlling factor. These planets are believed to have grown earlier  
25 and faster than the terrestrial planets, and may have intercepted the inward drift of icy particles  
26 towards the inner Solar System (Morbidelli et al., 2016). This fast growth led eventually to the  
27 formation of two isotopically distinct reservoirs in the protoplanetary disk with respect to  
28 refractory (Ti, Mo), non-refractory (Ni, Cr), and some volatile components, such as H<sub>2</sub>O  
29 (Warren et al., 2011; Kruijer et al., 2017; Nanne et al., 2019). Within this conceptual framework,  
30 relatively water-depleted non-carbonaceous (NC) objects (e.g., the parent bodies of enstatite  
31 and ordinary chondrites) represent material formed inside Jupiter's orbit, whereas the  
32 carbonaceous (CC) group originated beyond Jupiter, and included volatile-rich carbonaceous  
33 chondrites such as CIs and CMs (Fig. 3, Table 1). Jupiter prevented mixing between the two  
34 reservoirs during the first few million years after the formation of calcium-aluminium-rich  
35 inclusions (CAIs), and may have formed a dynamic barrier preventing the influx of water-rich  
36 material to the inner Solar System for at least 3 to 4 million years (Kruijer et al., 2017). Then,  
37 once the nebular gas disk started to disperse, several million years after CAI formation, and

1 during the late stages of planetary accretion, volatile-rich bodies (i.e., CI and CM carbonaceous  
2 chondrites) from beyond Jupiter's orbit could have been loosed into the inner Solar System,  
3 either during runaway growth of Jupiter on a fixed orbit or during inward-then-outward  
4 migration of Jupiter which destabilized nearby bodies (e.g., Raymond and Izidoro, 2017).

5

6

7 **Figure 3.** Comparison of (A) sulphur, (B) carbon, (C) nitrogen, and (D) H contents of non-  
8 carbonaceous [(NC = enstatite chondrites (EH, EL) and ordinary chondrites (H, L, LL)], and  
9 carbonaceous chondrites [CC = CM, CR, CO, CV]. These meteorites represent the three major  
10 chondrite classes. All volatile abundances are normalized to those of CI carbonaceous  
11 chondrites, whose bulk elemental compositions are similar to that of the solar photosphere. Data  
12 from Wasson & Kallemeyn (1988), Kallemeyn et al. (1994), Alexander et al. (2012), Robert  
13 (2003) and Vacher et al. (2020).

14

Chondrite type	chondrite class	S (mg/g)	C (mg/g)	N (mg/g)	H (mg/g)	$\delta^{17}\text{O}$ (‰)	$\delta^{18}\text{O}$ (‰)
Enstatite chondrite	EH	58	4	0.5	0.49	2.7	5.3
	EL	33	3.6	0.5	-	2.9	5.6
Ordinary chondrite	H	20	1.1	0.05	0.22	2.7/2.9	3.9/4.1
	L	22	0.9	0.04	0.78	3.1/3.7	4.5/5.1
	LL	23	1.2	0.07	1.33	3.9/4.2	5.4/6.1
Carbonaceous chondrite	CI	59	32	1.5	9.33	8.6/9.2	15.9/16.8
	CM	33	22	1.5	7.78	-2.9/5.1	1.2/12.6
	CR	20	21	0.8	11.1	-4.1/4.7	-2.3/10.9
	CO	22	4.5	0.09	0.78	-6.7/-3.1	-4.3/1.2
	CV	10	5.6	0.08	1.33	-8.1/0.4	-4.2/5.9
Earth		0.15	0.07-0.52	0.0017	0.1-0.3		

1 **Table 1.** Absolute abundances of S, C, N, H (mg/g) in the different types of chondrites and on  
2 Earth (data from Wasson & Kallemeyn, 1988; 1994; Alexander et al., 2012; Marty, 2012;  
3 Robert 2003; Marty et al., 2016; Dasgupta and Grewal, 2019; Piani et al., 2020). The oxygen  
4 isotopic compositions correspond to the recorded isotopic range for a given class of chondrites  
5 (Clayton et al., 1984, 1999, Marrocchi et al., 2018). The estimations for Earth do not take into  
6 account the possibility of volatiles being trapped in the core.

7  
8 What is the contribution of these CC-type objects to the Earth's atmosphere budget? Focussing  
9 now more specifically on the provenance of these elements delivered to the Earth, a rapid survey  
10 of the C-H-O-N-S content and speciation in chondritic samples reveals several salient features  
11 (Fig. 3, Table 1). First, all chondrites have relatively high C-H-O-N-S contents in comparison  
12 to differentiated planetesimals (i.e., achondrites) and the terrestrial planets. However, volatile  
13 abundances vary significantly between the different chondrite groups (Fig. 3). Second, the data  
14 compiled in Figure 3 paint a contrasting picture, where some NCs show similar or even higher  
15 S and N concentrations than CCs (Fig. 3). Enstatite chondrites, for instance, are more volatile-  
16 rich than CO and CV carbonaceous chondrites and contain enough H to account for the  
17 terrestrial hydrogen content without invoking any additional sources (Fig. 3; Piani et al., 2020).  
18 This highlights a pivotal concept: the volatility of most so-called volatile elements depends on  
19 the prevailing thermodynamic and mineralogical conditions during their interaction with solids  
20 in the disk. In enstatite chondrites for instance, nitrogen is accommodated in nitrides and sulfur  
21 in sulphides, both being stable at very high temperatures provided that redox conditions are

1 sufficiently reducing (Rubin and Choi, 2009; Rubin and Ma, 2017). In addition, H and C are  
2 stabilized in chondrites that travelled well beyond the snow line. In this respect, soluble and  
3 insoluble organic matter, hydrous amorphous silicates and clay minerals commonly observed  
4 in the matrices of most chondrites can preserve “water” molecules and adsorbed C-rich  
5 compounds well above 300K, in regions of the disk where no ice could survive (Le Guillou et  
6 al., 2015). In terms of H and C abundance, NCs are relatively similar to estimates for the Earth  
7 (Marty et al., 2016; Piani et al., 2020). Although the isotopic compositions of H and N for ECs  
8 match those of the Earth's mantle (Piani et al., 2020), Earth's surficial zones (oceans and  
9 atmosphere) are enriched in D and  $^{15}\text{N}$  relative to ECs. For this reason, the contribution of CCs  
10 to the volatile budget need to be quantified because even minor amounts of these materials  
11 could greatly affect the Earth's carbon and hydrogen content and isotopic signatures. Further,  
12 the CR (Renazzo-type) chondrites are characterized by large D-enrichments relative to the  
13 Earth's oceans and mantle water, leaving CI and CM chondrites with the closest bulk H and N  
14 isotopic compositions to the terrestrial planets (Alexander et al., 2018; Füri and Marty, 2015  
15 Vacher et al., 2020; Piani et al., 2020). Based on this, it is proposed that 4 wt% of CI material  
16 was added to a proto-Earth made of H-rich EC-type bodies during accretion (Piani et al., 2020).  
17 Interestingly, existing geochemical data indicates that this CI/CM volatile addition to a proto-  
18 Earth did not occur during the late veneer, but during the last stage of accretion (Marty, 2012;  
19 Lammer et al., 2018). The contribution of more distant water sources (e.g. interstellar water,  
20 Cleaves et al., 2014) is still debated. From the data collected during the Rosetta mission, it  
21 seems that a significant contribution of cometary xenon could explain the enigmatic signature  
22 of this element in the Earth's atmosphere (Marty et al., 2016). In this context, about 22% of the  
23 Earth's atmospheric xenon would be of cometary origin (Marty et al., 2016) but this in turn  
24 would have a very limited effect on the water and carbon budget of the Earth (Cleaves et al.,  
25 2014).

26 In conclusion, Earth was mainly accreted from material which was chemically fractionated but  
27 isotopically akin to sampled enstatite and ordinary chondrites. These meteorites contain enough  
28 H, C, N and S to explain the Earth's endowment. However, a scenario involving the late arrival  
29 of carbonaceous materials cannot be excluded, and is apparently supported by isotopic  
30 constraints and by N-body simulations. Other alternatives have also been put forward recently.  
31 For instance, a large proportion of the volatiles could have been delivered to Earth via the Moon-  
32 forming impact of a Mars-sized differentiated planetesimal, which itself contained volatiles  
33 from a carbonaceous chondrite-like source (Grewal et al., 2019a). This is another potential  
34 origin for volatiles on terrestrial planets. In addition, recent work on HEDs (i.e., the howardite-

1 eucrite-diogenite class of meteorites originating from the asteroid Vesta) and angrites  
2 containing traces of water and nitrogen show them to have CI/CM-like isotope compositions  
3 (Sarafian et al., 2014, 2017a, 2017b; Barrett et al., 2016). The H and N isotopic signatures of  
4 Mars also resemble a CI/CM-like source (Alexander et al., 2018). These observations may  
5 suggest that terrestrial planets, as well as the earliest generation of differentiated planetesimals  
6 from the inner Solar System, accreted volatiles right from the beginning, sampling a single  
7 cosmochemical reservoir.

### 8 3. The magmatic pipeline for volatiles and its secular evolution

9 The C-H-O-N-S elements, derived from chondritic-like materials, have evolved throughout the  
10 various stages of planetary differentiation from early accretion to the present-day via magmatic  
11 processes (Gaillard and Scaillet, 2014; Moreira, 2013; Tucker and Mukhopadhyay, 2014;  
12 Hirschmann, 2016). We define here the concept of a magmatic pipeline, which connects C-H-  
13 O-N-S volatiles from the planet's interior to its surface. This magmatic pipeline enables an  
14 unknown proportion of volatile elements to remain sequestered in the planet's interior, while  
15 the remainder is outgassed at the surface. This pipeline combines melting reactions at depth,  
16 causing chemical dissolution of a fraction of the mantle's C-H-O-N-S elements into melt, with  
17 volcanic degassing, permitting the release of C-H-O-N-S elements into a vapour phase, as the  
18 magma rises towards the atmosphere. Different phases within this magmatic pipeline can host  
19 the C-H-O-N-S elements (Fig.4) and the buoyancy of the dominant host phase determines the  
20 efficiency of the outgassing; these phases, in which volatiles can be dissolved at concentration  
21 levels varying from ppm to wt%, are melt phases, (ie. silicate, carbonate, salt, metallic and  
22 sulfide melts), solid mineral phases, (ie. nitrides, graphite, diamond, alloys, carbides,  
23 carbonates, sulfate, silicate crystals) and fluid phases (ie. bubbles, gases, supercritical fluids).  
24 Silicate and carbonate melts and fluids are highly efficient outgassing phases, while the other  
25 hosts prevent outgassing and sequester volatiles either in the deep interior of the planet or in the  
26 magma.

27 Figure 4 illustrates the zoo of host phases for the C-H-O-N-S elements in the magmatic pipeline.  
28 This diversity explains why the C-H-O-N-S elements can be refractory (eg. C hosted in  
29 graphite/diamond/carbonate, see Blundy et al., 1991; Holloway et al., 1992; Hirschmann and  
30 Withers, 2008; Rohrbach and Schmidt, 2011), siderophile (eg. in metals, carbides, nitrides, see  
31 Roskosz et al. 2006, 2013; Speelsmanns et al., 2018; Grewal et al., 2019ab; Dasgupta and  
32 Grewal., 2019), chalcophile (in sulphides, see Baker and Morretti, 2011; ), magmatophile (in  
33 silicate melt, see Iacono-Marziano et al., 2012a; Iacono-Marziano et al., 2012b; Namur et al.,

1 2016) and they behave as volatiles only if they are involved in the fluid phases (Gaillard and  
2 Scaillet., 2014). Therefore it is not always the case that melting and eruption is conducive to  
3 outgassing of the mantle, as there are a variety of melting/degassing paths that may lead to the  
4 sequestration at depth of the C-H-O-N-S elements and thus restricted degassing of them at  
5 surficial conditions.

6  
7 **Figure 4.** The volatile zoo in the magmatic pipeline. The deep and shallow Pipelines involving  
8 the C-H-O-S-N elements and various host phases (boxes) in the magmatic processes (yellow  
9 arrows) ruling planetary differentiation. The shallow Pipeline involves the “degassing” at  
10 surficial conditions, while the deep Pipeline involves the “ingassing” of the C-H-O-N-S  
11 elements in the magmatic liquids at depth.

12

13 What controls the preference of the C-H-O-N-S elements for a given phase in the pipeline? At  
14 every stage of a planet’s evolution, the following parameters operating in the magma source  
15 control the behaviour of the C-H-O-N-S elements: pressure (P, ranging from a few millibars to  
16 several tens of kbar, ie. surficial degassing to deep melting), temperature (T, related to the age  
17 of the planet), and oxidation state ( $fO_2$ , oxygen fugacity varies by more than 10 orders of  
18 magnitude in the known solar system, Herd et al., 2008; Righter et al., 2016; Namur et al.,  
19 2016). Oxygen fugacity,  $fO_2$ , is a measure of the oxidation state of the system, where high  $fO_2$   
20 values mean oxidizing conditions. The definition of redox processes in magmatic rocks, and  
21 broadly speaking in the planet’s interior, and their relationship with oxygen fugacity ( $fO_2$ ) are  
22 detailed elsewhere (Frost, 1991; Frost and McCammon, 2008; Gaillard et al., 2015) These P-T-  
23  $fO_2$  parameters evolve from (i) the deep magmatic pipeline, which enables C-H-O-N-S elements  
24 to dissolve in the melt at the depth of partial melting, to (ii) the shallow magmatic pipeline,  
25 enabling the degassing of these C-H-O-N-S elements into the atmosphere (Fig.4). Capturing  
26 how P-T- $fO_2$  evolves from depth to surface and whether this evolution has undergone secular  
27 changes is an important and much debated issue.

28 The magmatic pipeline is highly varied and evolutive throughout a planet’s history (Fig. 5-6),  
29 implying changing P-T- $fO_2$  conditions. The depth of melting and the age of the planet are  
30 related: the younger the planet, the hotter the mantle, and the deeper the melting. There is a  
31 continuous evolution in the melting regime from a high-degree of deep melting in the hot-young  
32 planet to the low-degree of shallow melting in the cold-older planet. It is noteworthy that there  
33 are two distinct regimes of melting: (i) thermal melting occurs when the temperature exceeds  
34 the volatile-free solidus, while (ii) incipient melting can occur below the volatile-free solidus in  
35 the presence of trace amounts of  $CO_2$  and  $H_2O$ . Figure 5 helps visualize these two melting

1 regimes in P-T space. Incipient melting refers to small degrees of mantle partial melting  
2 producing small-volume magmas that are very rich in volatiles (Hirschmann, 2010; Dasgupta,  
3 2013; Okomura and Hirano, 2014; Tappe et al. 2018; Gaillard et al., 2019), while thermal  
4 melting can produce high degrees of partial melting and yield large volumes of magma that are  
5 volatile-poor. The magma ocean (fig. 6a) is the end-member of the high degree of mantle  
6 melting, while alkaline magma and carbonatites (being CO<sub>2</sub>-rich magma) constitute the low  
7 degree melting end-member. In between, as shown by the magmatic rock library recorded by  
8 planet Earth as it cooled, are different types of magmas: (hot) komatiites that were predominant  
9 during the Archean, picritic basalts, and modern (cooler) basalts (Herzberg et al. 2010).  
10 Alkaline magmas and carbonatites are rare in the Precambrian (Blichert-Toft et al., 1996) and  
11 became increasingly abundant as the planet cooled. This simple thermal evolution is probably  
12 a planetary law that captures the age-distribution relationships for magmas on Earth (Herzberg  
13 et al., 2010; Keller and Schoene, 2012). The discovery of alkaline magma on Mars (Edwards et  
14 al., 2017) probably indicates that the recent volcanic activity had its source in the cool, shallow  
15 mantle, while “komatiite-like” magmas, formed long ago in a hot Martian mantle at great depth,  
16 are more similar to some of the shergottite meteorites (Ding et al., 2015). If we extrapolate this  
17 cooling planetary rule, then future volcanic activity on Earth should be increasingly dominated  
18 by alkaline magmas, probably carbonatites, formed in a cool mantle.

19 Therefore, the first order modifications of the magmatic pipeline are associated with mantle  
20 temperatures, which decrease from the hot magma ocean stage to the cool incipient melting  
21 regime. However, it has been suggested that the mode of mantle convection might change this  
22 (Herzberg et al., 2010; Noack et al., 2014; Korenaga, 2018), and that the mantle may have  
23 actually increased in temperature during a putative early stagnant lid stage (Noack et al., 2016,  
24 see section 7a). The initiation of plate tectonics would then have caused a rupture in the Earth’s  
25 thermal evolution (Noack et al., 2014; Korenaga, 2018). Geochemical evidence for such a  
26 thermal rupture have been documented via compilation of geochemical data on magmatic rocks  
27 (Keller and Schoene, 2012). The thermal evolution of planet Earth is relatively well-known and  
28 the theory ruling heat exchange in the planet’s interior is well established (Noack et al., 2016).  
29 This contrasts with the redox evolution of the planetary interior: it remains difficult to link  
30 secular thermal changes to alterations in redox conditions in the Earth’s interior (Berry et al.,  
31 2008; Canil, 1997, 2002; Keller and Schoene, 2012; Gaillard et al., 2015; Aulbach and Stagno,  
32 2016).

33

1 **Figure 5.** Melting in the deep Magmatic Pipeline: Upper Mantle (peridotite) solidus for dry  
2 (grey curve) vs. H<sub>2</sub>O-CO<sub>2</sub>-saturated system (grey curve after Hirschmann (2000), blue curve  
3 after Wallace and Green, 1988; see Gaillard et al., 2019) and the evolution of mantle melting in  
4 a cooling planet. Young planets are hot and have a magma ocean with surface T>1700°C.  
5 Komatiite and Archean lavas are typical of mantle temperatures close 1650-1750°C (5-7 GPa,  
6 160-230 km), while modern arcs and plume-related magma reveal mantle temperatures of 1100-  
7 1400°C (2-5 GPa, 60-160 km). In the coolest mantle regions, where T~1000-1300°C,  
8 carbonatite melts of alkaline composition are expected. This last end-member is the volcanism  
9 of the Earth's future and this is probably a planetary law.

10

11 On planet Earth, the oxidation state of magmas must have evolved from the highly reduced  
12 magma oceans during the first few million years to the strongly oxidized magmatic products  
13 emitted at modern subduction zones (Fig.6a). Figure 6b clearly illustrates this redox evolution  
14 which includes, from the most reduced to the most oxidized object: the solar nebula, the very  
15 first condensed calcium-alumina-rich inclusions, magma oceans, Mercurian magmas, Martian  
16 shergottites, komatiites, MOR-Basalts (MORB), Ocean Island basalts and arc-magma. The  
17 nature and the origin of this redox evolution remains enigmatic since its cause(s) and its timing  
18 are not well constrained and some results are conflicting (Canil, 1997; Frost and McCammon,  
19 2008; Keller et al. 2012; Aulbach and Stagno, 2016; Schaefer and Elkins-Tanton, 2018; Dehant  
20 et al., 2019). However, acknowledging this redox dynamic is essential. To illustrate its  
21 importance, we show in figure 6b (top) the fraction of water in the fluid phase at equilibrium  
22 with the different types of magma in a T-fO<sub>2</sub> space: the fraction of H<sub>2</sub>O in a fluid composed of  
23 H<sub>2</sub>-H<sub>2</sub>O increases from ca. 1 ‰ in the solar nebula to 999 ‰ in arc fluids. Oxidized magma  
24 appears to be crucial for delivering water by outgassing, while reduced magma (ie. fO<sub>2</sub><IW)  
25 would outgas more H<sub>2</sub> than H<sub>2</sub>O.

26

27 **Figure 6.** The evolutive magmatic pipeline. (a) Sketch of the volatile distribution and magmatic  
28 processes throughout planetary differentiation and the construction of the successive  
29 atmospheres. Time evolves clockwise and the increase in planetary diameter illustrates the  
30 ongoing accretion. We term the successive atmospheres nebular (capture of the solar nebula,  
31 Olson and Sharp, 2019), Magma Ocean (degassing of the MO, Fegley et al., 2020), Volcanic  
32 (produced by volcanic degassing, Gaillard and Scaillet, 2014), and biological or mineral  
33 (buffered by biological or chemical reaction in the soil). (b) The T-fO<sub>2</sub> (oxygen fugacity)  
34 diagram of typical terrestrial magmas ranges from the reduced Magma ocean to the oxidized  
35 arc-magmas that are associated with subduction. Magmatic conditions on Mercury, Mars and  
36 Earth are shown here and discussed in the text and references are given in Table 2. The solar  
37 Nebula fO<sub>2</sub> is taken from Jurewicz et al. (1995) at T=1900°C. With cooling, it should follow a  
38 line parallel to the 1‰ H<sub>2</sub>O dashed lines. The solid buffers (IW, NNO, HM) stand for iron-  
39 wustite, nickel-nickel oxide, and magnetite-hematite respectively and are taken from O'Neill  
40 and Pownceby (1993). EPM stands for Earth's primitive mantle, that is to say the fO<sub>2</sub> of an Fe-



1 saturated magma containing 8 wt% FeO (see Berhens and Gaillard, 2006). The domains of  
2 shergottites and Mercury are after Herd (2008) and Namur et al. (2016) respectively. Archean  
3 basalts are bracketed by Aulbach and Stagno (2016) and Canil, 1997. The domain of Arc  
4 magma is after Kelley and Cottrell (2009) and Berhens and Gaillard (2006), while MORB is  
5 bracketed by Christie et al. (1986) and Cottrell and Kelley (2011).

6

7 A cartoon illustrating the evolution of the magmatic pipeline is shown in figure 6a. The magma  
8 ocean(s) (MO) magmatic pipeline, a highly simplified system determining core-mantle  
9 differentiation, may have outgassed the first atmosphere. This MO stage is complex, and there  
10 may have been several magma ocean stages from planetesimals to large planet (Greenwood et  
11 al. 2005). The earliest magma ocean stages on planetesimals, during the first few million years  
12 of the solar system, most likely captured a nebular atmosphere with a high content of H<sub>2</sub> and  
13 He (Moreira, 2013). Once the solar nebula dissipated, a secondary magma ocean atmosphere  
14 was outgassed. These early MO stages defining the overall starting point of the volatile  
15 distributions between the atmosphere, the mantle and the core are fundamental (see section 4),  
16 but research into this topic is still in its infancy. After the MO solidification stage leading to the  
17 formation of the mantle, further (partial) melting occurs by decompression-melting in upwelling  
18 mantle regions (Noack et al., 2014). This type of pipeline includes MORB and hotspot  
19 magmatism. Finally, oxidized and volatile-rich magmas are produced in the mantle wedge of  
20 subduction zones (Kelley and Cottrell, 2009). Each of these magmatic pipelines can have very  
21 different degrees of efficiency in terms of redistributing and outgassing the C-H-O-N-S  
22 elements because the prevailing parameters P-T-fO<sub>2</sub> are highly variable (Fig.6b).

23 4. Volatiles in the magma ocean, the core and the primary outgassed atmosphere  
24 As illustrated in figure 7, the planetary body at a magma ocean stage could be seen as a vast  
25 lava lake, most likely very reduced, in which Fe-rich metal droplets and diamonds tend to sink  
26 (Suzuki et al., 1995; Rubie et al., 2015), while gas bubbles and graphite tend to float in a  
27 convective magma ocean (Elkins-Tanton, 2008, 2012; Le Brun et al., 2013; Massol et al., 2018;  
28 Hirschmann et al., 2016; Keppler and Golabek, 2019). Magma ocean stages were certainly  
29 diverse, operating for various reasons on planetesimals, planetary embryos and large planets  
30 like Earth (Greenwood et al., 2005). While magma oceans have been intensively studied by  
31 high-pressure surveys focusing on metal-silicate partitioning, the volatile behaviour of the C-  
32 H-O-N-S elements implies that significant partitioning into the fluid phase, in other words the  
33 proto-atmosphere, must also have occurred. On the other hand, the C-H-O-N-S elements can  
34 dissolve into Fe-metal droplets implying that the core may constitute a potentially vast reservoir

1 for these elements that are usually considered atmophile. The fate of the C-H-O-N-S elements  
2 during the magma ocean stages is thus a three-body problem: How do the C-H-O-N-S elements  
3 partition between the core, mantle and atmosphere?

4

5 **Figure 7.** The Magma ocean is a three-body problem comprising the core-mantle-atmosphere,  
6 where ingassing and outgassing processes involve the C-O-H-N-S life-forming elements. While  
7 the community has largely focused on metal-silicate partitioning associated with core formation  
8 during this stage, the fate of the C-O-H-N-S elements during this process has only recently been  
9 addressed (see text). Yet, the fact that these elements behave in a volatile manner and can  
10 therefore be segregated into the early atmosphere, has rarely been quantitatively calculated or  
11 linked to the deep processes operating in the magma ocean. The way C-H-O-N-S partitions  
12 between the metallic core, the solid mantle, the magma ocean and the atmosphere is currently  
13 unknown and requires future work.

14

15 Noble gas constraints have provided ample evidence for primordial mantle degassing (Moreira,  
16 2013; Tucker and Mukhopadhyay, 2014) associated with the magma ocean stage, but this  
17 powerful approach does not address the degassing of the major C-H-O-N-S life-forming  
18 elements. At the same time, the mantle abundances of various metals have shed light on the  
19 removal of the most siderophile elements into the core, but it has become increasingly clear that  
20 a large proportion of the C-H-O-N-S elements were also sequestered in the core (eg., Dasgupta  
21 and Grewal, 2019; Fischer et al., 2020; Li et al., 2020). Below, we review the state of the art on  
22 this deep sequestration.

23 a. Carbon.

24 The amount of carbon constituting the surficial reservoir (carbonates, organic carbon, and the  
25 whole crustal inventory) corresponds to about 23 ppm C of the bulk Earth mass (Marty, 2012;  
26  $BE = 5.98 \times 10^{27} \text{g}$ ). The amount of carbon stored in the mantle (upper + lower mantle) is much  
27 less well known but all estimations indicate that the mantle constitutes the largest C-reservoir  
28 (ie. 80-700 ppm C of the BE, Marty 2012; Dasgupta and Grewal, 2019). In detail, it is  
29 considered that the upper mantle (and probably, an unknown part of the lower mantle) is a C-  
30 depleted reservoir, in that it contains, on average,  $38 \pm 14$  ppm C (7 ppm C BE, after Le Voyer  
31 et al., 2017), while the deeper mantle is thought to contain significantly more C (ca. 500 ppm  
32 BE after Marty, 2012; or more, according to Miller et al., 2019). The size of this deep mantle  
33 enriched C-reservoir is unknown (Miller et al, 2019). It should be noted that there is no evidence  
34 that the entire lower mantle is homogeneously C-rich. A C-rich primordial mantle is sampled  
35 in oceanic island basalts (Miller et al., 2019), indicating a deep source, but this may represent

1 isolated mantle regions that have survived 4.5 Ga of mantle convection (Marty, 2012; Tucker  
2 and Mukhopadhyay, 2014; Ballmer et al., 2017).

3

4 **Figure 8.** The carbon contents in silicate melts at metal and C-saturation as a function of oxygen  
5 fugacity. The data points are compiled from laboratory experiments conducted in the P-T range  
6 1-20 GPa, 1400-2400°C (Malavergne et al., 2019; Duncan et al., 2017 ; Li et al., 2016; Stanley  
7 et al. ; Wetzel et al. ; Armstrong et al., Li et al., 2015 ; Chi et al., 2014; Dasgupta et al., 2013;  
8 Kadik et al., 2014). The coexisting Fe-metal contains  $6\pm 1$  wt% C revealing the siderophile  
9 behaviour of carbon. The line with opposite (positive and negative) slopes illustrates the  
10 controls on carbon solubility in silicate melt by the solubilisation of various species following  
11 reactions that are labelled on the curves. High pressure and high temperature conditions yield  
12 the highest C-contents in silicate melts at metal-saturation. The boxes on the RHS on the figure  
13 show the C-content of various geochemical reservoirs on Earth (Mantle and surface) expressed  
14 in wt%. The surface wt% C is expressed relative to the Bulk Silicate Earth (after Marty et al.,  
15 2012).

16

17 An increasingly accepted hypothesis is that these concentrations are inherited from the core-  
18 magma-ocean equilibration, which, at C-saturation (ie. graphite/diamond), would produce  
19 silicate mantle containing 10 – 4000 ppm C (Fig.8). These are maximum numbers since they  
20 represent the carbon content dissolved in silicate melts at C-saturation. Whether the magma  
21 ocean was saturated in graphite or diamonds is still under debate. The most abundant form of  
22 C in the present-day mantle is most likely diamonds (Frost and McCammon, 2008), but it is not  
23 known if diamonds were present there from the beginning. At high pressure ( $> 10$  GPa), the  
24 silicate magma ocean seems to favour ferric iron over dissolved CO or CO<sub>2</sub> (Hirschmann 2016;  
25 Schaefer and Elkins-Tanton, 2018; Armstrong et al., 2019), which implies that enhanced  
26 diamond precipitation is expected at transition zone and lower mantle depths (Armstrong et al.,  
27 2019). This localized precipitation of deep C may well constitute a recipe for producing a deep  
28 mantle C-rich region. It is thought that graphite saturation occurs at surficial pressures (Keppler  
29 and Golabek, 2019). Graphite-saturation prevailing at surficial conditions in the magma ocean  
30 of Mercury has been suggested to account for the presence of several wt% C at its surface  
31 (Charlier and Namur, 2019). So, the dissolved carbon content of the magma ocean at C-  
32 saturation shown in figure 8 may well represent the minimum carbon content in the magma  
33 ocean, with graphite flotation at the surface of the magma ocean and diamonds sinking down  
34 to depths of 500 km.

35 Returning to the chondritic materials described in section 2, and assuming that they were the  
36 building-bricks for planets at the magma ocean stage, their C-content (4,000-32,000 ppm C)

1 could largely account for the C-saturation level of the upper and lower mantles and could  
2 therefore explain the present-day C-concentration in the mantle. Enstatite chondrites,  
3 supposedly the most important contributor to the Earth's accretion (eg. Javoy et al., 2010;  
4 Dauphas, 2017), contain 4,000 ppm C (table 1). This could still account for the present-day  
5 mantle-C value. However, we do not know the amount of C in the Earth's core. Not surprisingly  
6 (as shown by studies into the metallurgy of steels), carbon can be highly siderophile and the  
7 metal / silicate partitioning coefficient of C ranges from 10 to  $10^5$  (Malavergne et al. 2019;  
8 Dasgupta and Grewal, 2019). The reason for such a large range of C metal-silicate partitioning  
9 is partly illustrated in figure 8: a combination of variations in P-T-fO<sub>2</sub> and hydrogen contents  
10 of the system can produce this large range of carbon affinity for the core or for silicate melts  
11 (see discussion in Dasgupta and Grewal, 2019). In addition, the solubility of C in iron-based  
12 liquid alloys can be reduced by the presence of sulphur or silicon (Li et al., 2015). We will  
13 probably gain more insight into the many combinations of parameters through research  
14 programmed over the next decade. At this stage, what we know for certain is that carbon is  
15 siderophile, implying that if ca. 100 ppm C were preserved in the Magma ocean from metal  
16 silicate equilibration, >1000 ppm C must have been sequestered into the developing core  
17 (Malavergne et al. 2019). This would make the Earth's core the main C-reservoir (Dasgupta  
18 and Grewal, 2019). Thus in terms of atmosphere formation, this carbon becomes unavailable  
19 from the point at which differentiation begins.

20 From the vast range of dissolved carbon contents in the silicate magma ocean shown in figure  
21 8, a picture emerges: increasing H<sub>2</sub>O, T and P increases C-content in the magma ocean; while  
22 dry MO under moderate P and T conditions displays low C-solubility. This allows us to  
23 speculate that core formation on small planetary systems like Mars must have drastically  
24 removed C from the magma ocean, because of the weak affinity of C for the Martian silicate  
25 magma ocean. In contrast, on larger planets (Earth, Venus), a deeper and hotter magma ocean  
26 must have limited the carbon depletion in the magma ocean during core segregation. These are  
27 working hypotheses for future work, but a robust and predictive model of C behaviour during  
28 core – magma ocean processes is clearly needed. Such a model should, in principle, be able to  
29 account for the variety of P-T-fO<sub>2</sub> conditions in the different terrestrial magma oceans.  
30 Empirical approaches have so far been proposed (ie. Li et al. 2015; Malavergne et al., 2019),  
31 but in order to try and interpret the parameter space and the diversity of Magma ocean  
32 conditions, we need a sound theoretical basis founded on thermodynamics.

33

1                   b. Hydrogen.

2 Hydrogen is one of the more likely light elements in the Earth's core due to its high abundance  
3 in the solar system and its solubility in metal iron at high pressure (Poirier, 1994). Some  
4 experiments have been carried out to investigate hydrogen behaviour during core-mantle  
5 segregation, and demonstrate hydrogen partitioning at high pressure between hydrous iron  
6 (FeH<sub>x</sub>) and hydrous silicates, solid or molten (Okuchi, 1997; Iizuka-Oku et al., 2017; Clesi et  
7 al., 2018 and Malavergne et al., 2019). These experiments are relevant in the determination of  
8 hydrogen partitioning between metal and silicate ( $D_{\text{H}}^{\text{metal-silicate}}$ ) during core-mantle segregation.  
9 In Figure 9, we report the experimental results of these studies. This figure shows that the  
10  $D_{\text{H}}^{\text{metal-silicate}}$  depends on pressure and to a lesser extent on the oxygen fugacity or temperature.  
11 The  $D_{\text{H}}^{\text{metal-silicate}}$  coefficients calculated from the data of Okuchi (1997) are slightly above unity  
12 at 7.5 GPa and 1500 °C while the data of Clesi *et al.* (2018) and Malavergne *et al.* (2019) are  
13 always < 1 but tend to increase with pressure to reach 1 above 20 GPa. The reason for this  
14 discrepancy could be the result of the interactions between carbon and hydrogen. In fact, in the  
15 experiments of Clesi *et al.* and Malavergne *et al.* the iron is saturated with carbon, while in  
16 Okuchi's experiments carbon is absent. Percent-level concentrations of carbon would likely  
17 decrease  $D_{\text{H}}^{\text{metal-silicate}}$  by about one order of magnitude owing to the limiting factor of carbon  
18 on hydrogen solubility in metallic iron melt. Another explanation, which is not mutually  
19 exclusive with the carbon interactions with hydrogen, is the much higher water content in  
20 Okuchi's experiments compared to those of Clesi *et al.* and Malavergne *et al.* By taking all these  
21 parameters into account, and also the limiting factors of both S and Si (two major light elements  
22 of the Earth's core) on hydrogen solubility in iron, it was found that hydrogen core  
23 concentration is limited to 64 ppm (Clesi *et al.*, 2018) while Malavergne *et al.* (2019) suggested  
24 a maximum H content in the core of ca. 600 ppm based on high pressure partitioning data  
25 approaching unity. All these values are consistent with the range of geochemical estimations  
26 reported by Rubie *et al.* (2015) and those derived from a first-principles molecular dynamics  
27 study by Zhang and Yin (2012). This is also consistent with cosmochemical constraints  
28 suggesting 600 ppm hydrogen in the core (McDonough, 2003). From these studies it appears  
29 that hydrogen is only a minor element in the Earth's core, which is also consistent with isotopic  
30 constraints (Shahar *et al.*, 2016), but its concentration level is similar to the range of silicate  
31 Earth H contents (eg. Marty 2012; Halliday, 2013). It is therefore important to retain that a  
32 significant fraction of the Earth's hydrogen is in its core. In contrast to the hydrogen (in the  
33 form of water) stored in the mantle, this deeply sequestered hydrogen is no longer available for  
34 the surficial environment via outgassing.

1

2 **Figure 9.** Hydrogen partitioning between metal and silicate melts determined by experiments  
3 at high pressure-high temperature. The data have been collected in the T-fO<sub>2</sub> ranges 1500-  
4 2300°C and IW-5 to IW-1. The data points of Clesi et al. (2018) and Malavergne et al. (2019)  
5 correspond to C-saturated conditions while the experiments of Okuchi (1997) were obtained in  
6 C-free systems. See text for details.

7

8 c. Nitrogen.

9 In the past decade, significant efforts have been paid to determine the behaviour of nitrogen  
10 during metal/silicate partitioning in the magma ocean. Somewhat paradoxically, the fate of the  
11 most abundant component of the present-day atmosphere of the Earth had previously been  
12 poorly characterized in comparison to carbon, sulfur and hydrogen, in spite of its crucial  
13 importance in unravelling the formation and evolution of the atmosphere. In particular, it has  
14 been suggested that, although representing 78%vol of our atmosphere, nitrogen is anomalously  
15 depleted on Earth compared to other volatile elements (Marty, 2012). Yet, the origin of this  
16 depletion and the exact distribution of nitrogen among mantle minerals, melts, fluids and  
17 metallic alloys were until recently mostly unknown despite some early efforts (Kadik et al.,  
18 2011).

19 This lack of first order information concerning nitrogen behaviour at depth motivated the first  
20 experimental study carried out at high pressure on the molten metal/silicate partitioning of  
21 nitrogen (Roskosz et al., 2013). This initial study revealed the evolution from highly siderophile  
22 to moderately siderophile at increasing pressure. It was then proposed, as a likely origin of the  
23 deficit in nitrogen in the accessible Earth, that nitrogen may be favourably accommodated in  
24 core forming materials.

25 Since then, a large corpus of data has been collected by different groups, almost uniquely at low  
26 pressures (up to 6 GPa) and essentially at carbon saturation (e.g. Armstrong et al., 2015; Dalou  
27 et al., 2019ab, Kadik et al., 2017; Speelmanns et al., 2018; Grewal et al., 2019b). These studies  
28 revealed an increasingly complex behaviour and mitigated the initial results. They confirmed a  
29 moderately siderophile behaviour, and noted an almost lithophile behaviour of nitrogen  
30 depending on the P-T-fO<sub>2</sub> conditions. Though absolute values may differ slightly from one  
31 study to another, most studies are in agreement (Fig. 10) that with more reducing conditions,  
32 nitrogen becomes progressively lithophile because nitrides are formed and stabilized within the  
33 structure of molten silicates. For instance, Speelmanns et al., (2018) and Grewal et al., (2019b)  
34 show that below a fO<sub>2</sub> of  $\Delta$ IW-3, the metal-silicate partitioning for nitrogen ( $D_N$ ) varies between

1 0.003 and 0.5 whereas in more oxidizing conditions, at  $\Delta IW = -0.8$ , the partition coefficient is as  
 2 high as 52. Further details on the empirical quantitative solubility and partitioning models can  
 3 be found in Grewal et al., (2019b) and Speelmanns et al., (2018). These multiparameter fits of  
 4 a growing body of data have also been linked to accretion models that take into account the  
 5 evolution of the redox conditions from the very reduced early accretion to the late oxidation of  
 6 the mantle. The outputs of these models are still disputed, as to whether the core is a significant  
 7 reservoir of nitrogen at a global scale (Roskosz et al., 2013; Grewal et al., 2019; Speelmanns et  
 8 al., 2018). Because of the strong effect of oxygen fugacity on nitrogen's behaviour, the  
 9 conclusions so far seem highly dependent on the nature of the material accreted and the timing  
 10 of the subsequent oxidation of the mantle.

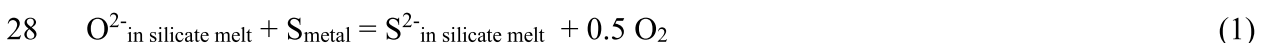
11

12 **Figure 10.** Nitrogen metal-silicate partition coefficients for the silicate melt-(Fe-Ni-C-N±S±Si)  
 13 alloy melt equilibria as a function of oxygen fugacity, pressure and temperature (After Grewal  
 14 et al., 2019b).

15

#### 16 d. Sulfur

17 S is an element which has long been known to be siderophile (e.g. Li and Agee, 2001; Chabot  
 18 and Agee, 2003; Rose-Weston et al, 2009; Malavergne et al, 2014; Boujibar et al, 2014; Suer  
 19 et al, 2017). However, as can be seen in Fig. 11a, showing the partition coefficients of S between  
 20 metal and silicate melt  $D_{\text{metal-silicate melt}}^S$  obtained between 0.001 - 91 GPa and 1000 - 3830°C for  
 21 the last 20 years, there is a large domain within this parameter space where sulfur becomes  
 22 lithophile during core formation. For the redox conditions required to form the Earth's core (IW-  
 23 2) or under more oxidizing conditions, S is highly siderophile with partition coefficients that  
 24 can exceed 600 beyond IW-1 (e.g. Asahara et al, 2004). At the reducing conditions necessary  
 25 for terrestrial core formation, it has been proposed (e.g. Gaillard et al., 2013; Boujibar et al,  
 26 2014) that S is present as  $S^{2-}$  anions in silicate melts and that S can substitute for O following  
 27 the reaction:



29 Under such conditions, S would favour the metal species at the time of core segregation.  
 30 Pressure appeared to be a factor which favoured the affinity of S for metal (e.g. Rose-Weston  
 31 et al, 2009; Boujibar et al, 2014). However, the role played by pressure on the siderophile nature  
 32 of S was cast into doubt by a recent study (Suer et al, 2017, carried out at up to 91 GPa) which

1 showed that S becomes less siderophile than expected at lower mantle pressures with  $D_{\text{metal-silicate melt}}^{\text{S}}$  values not exceeding 55. Finally, under more reducing conditions ( $f\text{O}_2 < \text{IW}-3$ ), it was  
2 observed that S becomes less siderophile and even lithophile (e.g. Malavergne et al, 2014;  
3 Namur et al, 2016). These results are explained by the fact that S dissolves in the silicate melts  
4 at the expense of the metal. This behaviour is similar to that of nitrogen seen in the previous  
5 section. During the cooling of a highly reduced magmatic ocean such as on Mercury, containing  
6 several wt% of S, Mg-Ca-rich sulfide could form (e.g. Avril et al, 2013; Malavergne et al, 2014;  
7 Namur et al, 2016) in a planetary mantle. In an Earth-like Magma ocean, which is moderately  
8 reduced, the majority of sulfur would dissolve in the core, leaving a mantle with ca. 100-900  
9 ppm S present as FeS. Finally, on Mars, which is much more oxidized than Mercury, the S  
10 content of the mantle would not be able to reach very high values. Indeed, under such  
11 conditions, S would remain siderophile (even more so than on Earth), implying greater storage  
12 of S in the core at the expense of the Martian mantle (e.g. Rivoldini et al, 2011). The pressure  
13 would reinforce this effect by promoting the presence of S in the core as shown in Fig. 11b.  
14

15

16

17

18 **Figure 11.** Sulfur partitioning between metal and silicate melts determined by experiments at  
19 high pressure-high temperature. a) as a function of  $f\text{O}_2$  (relative to IW); b) as a function of P.  
20 The 0.5 slope along which the data are aligned in fig. 11b corresponds to the stoichiometry in  
21 eq. (1).

22

#### 23 e. Interactions, speciation and evolving P-T- $f\text{O}_2$ conditions

24 This short review illustrates that the first geochemical event paving the way for habitable worlds  
25 is probably the magma ocean stage but this is not always considered in the state of the art  
26 discussions (eg. Dehant et al., 2019). Each of the C-H-O-N-S elements can be significantly,  
27 even predominantly, sequestered into the core depending on the conditions of core - silicate  
28 magma ocean equilibration. This deeply sequestered C-H-O-N-S is then no longer available for  
29 surficial processes, including the formation of the atmosphere. There is still the possibility that  
30 a small portion of core-mantle boundary materials might be involved in mantle plumes (eg.  
31 Heron 2018; Rizo et al., 2019), but this does not alter our conclusion that the core is probably  
32 the greatest C-H-N-S planetary reservoir.



1 However, there are further complications:

2 (i) A few major questions, currently poorly explored, may strongly modify the above  
3 conclusions drawn from the behaviour of individual elements in the magma ocean. This may  
4 also reconcile the community regarding the possible relative fractionation between N, S, C and  
5 H on a planetary scale: What are the interactions resulting from the multicomponent nature of  
6 the C-H-O-N-S system? This aspect is particularly important in the literature since most studies  
7 on N partitioning were performed at C saturation (with the exception of Roskosz et al., 2013).  
8 Similarly, partitioning data on hydrogen reveals differences between C-saturated (Cliesi et al.,  
9 2018; Malavergne et al., 2019) and C-absent conditions. The presence (and interactions) of both  
10 carbon and sulfur has been shown to mutually reduce their solubility in the metal phase (Li et  
11 al., 2015). Not to mention the fact that O, Si, Ni and other elements, once accommodated in the  
12 metal reservoir, can profoundly change the solubility of C-H-O-N-S in the core. Likewise, the  
13 influence of the speciation of these elements in the silicate melts implies that multicomponent  
14 systems must behave differently: for instance, the solubility of C in silicate melts is enhanced  
15 at low  $fO_2$  in the presence of H since it allows the solubilisation of  $CH_4$  components in the  
16 silicate melt. Our current understanding of this complex aspect of the C-H-O-N-S system is still  
17 at an early stage, but given the current research efforts conducted by the community on this  
18 topic, significant advances are expected within the next decade.

19 (ii) Core formation is not a single-stage process and a range of evolving P-T- $fO_2$  conditions  
20 occur from the earliest to the latest stage of accretion. What drives this evolution and what the  
21 P-T- $fO_2$  path of the Earth was during accretion remains poorly understood for the moment, and  
22 goes well beyond the scope of this review paper. At this stage, the take home message is that a  
23 significant part of the planetary C-H-O-N-S endowments are retained in the core of our planet,  
24 and this conclusion likely holds for other terrestrial worlds. The ratio of C-H-O-N-S elements  
25 retained in the core to that remaining in the silicate planet will vary with the P-T- $fO_2$  conditions  
26 of core – Magma ocean equilibration. We do not yet have the conceptual tools and the  
27 experimental database to look at this diversity in a comparative planetology perspective, but  
28 major international research projects are currently underway.

29

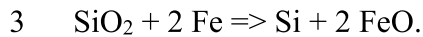
30 f. Outgassing the magma ocean and its redox evolution

31 Surprisingly, while the species forming from the C-H-O-N-S are expected to be volatile, their  
32 volatility and speciation in the conditions of the magma ocean are poorly known. The most  
33 advanced outgassing models for the magma ocean simulate a  $H_2O$ - $CO_2$  mixture equilibrating

1 between an atmosphere and a silicate magma ocean (Elkins-Tanton et al., 2008; Massol et al.  
2 2016, LeBrun et al., 2013; Nikolaou et al., 2019). This means a 3-component (C-H-O) system  
3 in which each species can take a single oxidation state, that of the most oxidized one. The  
4 chemical complexity arising from the multicomponent nature of the C-H-O-N-S system and the  
5 fact that the magma ocean is a highly reduced and warm environment have not yet been tackled.  
6 The speciation of the gas phase at such extreme conditions has however been addressed by the  
7 thermodynamic MAGMA code (Zolotov et al. 1999; Schaeffer and Fegley, 2007; Fegley and  
8 Schaefer, 2012). It mainly involves the following species: H<sub>2</sub>-H<sub>2</sub>O-CO-CH<sub>4</sub>-CO<sub>2</sub>-H<sub>2</sub>S-S<sub>2</sub>-SO<sub>2</sub>-  
9 COS-N<sub>2</sub>-NH<sub>3</sub> and other minor species. Additional unanticipated species may exist at the  
10 extreme temperatures of the MO (>1800°C) but no experimental research is currently planned  
11 to address this question. Another major issue is the vaporisation of non-volatile elements such  
12 as some metals (Sossi and Fegley, 2019) that may vaporize from the magma ocean in significant  
13 quantity. This point has also been poorly addressed by experiments so far. On the silicate melt  
14 side, the speciation of the C-H-O-N-S elements is currently being intensively studied. So far  
15 the following species have been identified (Armstrong et al., 2016; Dalou et al., 2019a,b): CO<sub>3</sub><sup>2-</sup>  
16 , CO, CH<sub>4</sub>, OH<sup>-</sup>, H<sub>2</sub>O, H<sub>2</sub>, S<sup>2-</sup>, S<sup>6+</sup>, N<sub>2</sub>, NH<sub>x</sub>. This remains work in progress and no  
17 thermodynamic description of these species in the silicate melts has so far been done.  
18 Consequently, no model of melt-gas equilibration under the hot, reduced and multicomponent  
19 nature of the magma ocean has been constructed. Nonetheless, generic calculations by Gaillard  
20 et al. (2013), Hirschmann (2016) and Gaillard et al (2015) indicate that H<sub>2</sub> and CO should  
21 dominate the composition of the prevailing atmosphere during the Magma ocean stage on Earth  
22 and elsewhere. No sulphur should vaporize under such conditions. In contrast to assumptions,  
23 CH<sub>4</sub> occurs only as a minor gas species, in addition only being present when atmospheric  
24 pressure is high enough. However, upon cooling in the upper part of the atmosphere, H<sub>2</sub> and  
25 CO should react to form CH<sub>4</sub> and H<sub>2</sub>O.

26 The redox state of the magma ocean is much reduced because the metal-silicate equilibria that  
27 determine the formation of the Fe-core indicate fO<sub>2</sub> values as low as IW-5, which progressively  
28 evolve towards more oxidizing conditions (Wade and Wood, 2005; Cartier et al., 2014; Schaefer  
29 and Elkins-Tanton, 2018). The final fO<sub>2</sub> of metal silicate equilibria is IW-2. This is deduced  
30 from the FeO content of the Earth's mantle, ie. 8 wt% (Rubie et al., 2015). Two popular models  
31 can account for this increase in fO<sub>2</sub> during the magma ocean stages on Earth: (i) Javoy et al.  
32 (2010) proposed the enstatite model, where ultra-reduced materials were the highest  
33 contributors during the Earth's accretion; in the latest accretion stage, at the extreme P-T

1 conditions prevailing at the base of the MO, silicon increasingly dissolved into the core causing  
2 the following reaction that increased the MO FeO content:



4 (ii) The alternative model (which is not mutually exclusive of the previous model) reappraises  
5 the ancient heterogeneous Earth accretion model (Rubie et al., 2011): it involves a series of  
6 impacts of smaller differentiated bodies originating from various regions of the early solar  
7 system. These impactors re-equilibrated with the Earth's MO and the equilibrated metallic  
8 portion merged with the Earth's core. The change in provenance of these differentiated bodies  
9 throughout accretion, from the innermost to the outermost region of the solar system, implies  
10 that the  $f\text{O}_2$  of these bodies increased through time (Rubie et al., 2011).

11 However, once the core had segregated, the metal-silicate equilibration came to an end, and the  
12 associated constraints on the magma ocean  $f\text{O}_2$  vanished. How, then, did the magma ocean  $f\text{O}_2$   
13 evolve once the core had segregated? The answer to this could help define the composition of  
14 the equilibrium atmosphere. It has recently been proposed (Armstrong et al., 2019) that the  
15 Earth's magma ocean could have been as oxidized as the present-day shallow mantle as a result  
16 of the dependence on pressure of the solubility of ferric iron in silicate melts (see also Schaefer  
17 and Elkins-Tanton, 2018 for a prediction of these effects). At great depth ( $> 500$  km, or high  
18 pressure), the fraction of ferric iron in equilibrium with Fe-metal tends to increase, while this  
19 fraction is negligible at shallower conditions. This has two consequences: it generates a vertical  
20  $f\text{O}_2$  gradient in the magma ocean and it offers a mechanism to enhance carbon sequestration in  
21 the form of diamonds at depths equivalent to the present-day lower mantle or transition zone,  
22 where diamonds in a magma ocean would gravitationally tend to segregate (Suzuki et al., 1995).  
23 In terms of atmospheric composition at the MO stage, if this model is correct, the simplified  
24  $\text{H}_2\text{O}-\text{CO}_2$  system may well be closer to reality than the above. On the other hand, such an  
25 oxidized magma ocean should have testable consequences with respect to other elements such  
26 as sulphur or nitrogen. We therefore conclude that this scenario constitutes a hypothesis that  
27 should be investigated, since it relies on the assumption that the vertical profile in mantle  $f\text{O}_2$  is  
28 controlled by  $\text{Fe}^{3+}/\text{Fe}^{2+}$ . However, the buffering capacity of the ferric-ferrous iron in a silicate  
29 melt in the shallow mantle is limited, particularly at low  $f\text{O}_2$ , and it is very likely that other,  
30 more efficient, redox reactions buffering the  $f\text{O}_2$  were simultaneously in operation. In particular,  
31 in the presence of carbon, graphite-saturation and the C-CO equilibria can have a significant  
32 buffering capacity, imposing  $f\text{O}_2$  and buffering the partial pressure of CO and  $\text{CO}_2$  in the  
33 atmosphere as suggested by Keppler and Gobalek (2019).

1 In conclusion, there is not yet a degassing model for the magma ocean which takes into account  
2 the complex interactions at work in the C-H-O-N-S system and this is needed in order to predict  
3 the composition and structure of the magma ocean atmosphere. In particular, noble gas  
4 geochemistry indicates that the outgassing event operating during the magma ocean phase  
5 defined most of the present-day Ar, Ne, He distribution between the mantle and the atmosphere.  
6 The question remains as to whether this was also the case for the C-H-O-N-S elements?

7

## 8 5. Magmatic volatiles on present-day Earth & other terrestrial worlds

### 9 5a. The depleted mantle and the bulk mantle

10 Geochemical analyses provide indications as to the volatile contents and the oxidation of  
11 present-day magmatism on Earth (Table 2) and elsewhere. We review here the information to  
12 date on the distribution of volatiles among the various types of magmas so far found in the solar  
13 system. On Earth, it appears that there is a strong link between the geodynamic setting and the  
14 volatile content of magmas (Fig. 12). This link is due to the conditions of melting (source) and  
15 degassing (subaerial/submarine). The sampling and available observations for other terrestrial  
16 worlds are clearly more limited, but some important conclusions and comparisons with the  
17 dominant types of magmatism on Earth can be drawn.

18 Broadly speaking, the mantle fuelling the Earth's magmatism is a two-layer structure: the upper  
19 mantle which acts as the source for Mid-Ocean-Ridge magmatism is volatile-depleted (eg.  
20  $150 \pm 42$  ppm  $H_2O$  and  $137 \pm 54$  ppm  $CO_2$ ), while hotspot magmatism appears to contain more  
21 volatiles because it derives from upwellings of lower mantle material, which are much more  
22 volatile-rich ( $> 500$  ppm of both  $H_2O$  and  $CO_2$ ) (Marty, 2012; Miller et al., 2019; and see figure  
23 12). Estimations of the volatile contents of the depleted mantle (DM) and of a deep, less well-  
24 defined mantle suffer from great uncertainties but the various methods used, ie.  $4He/C$  and  
25  $40Ar/C$  after Marty (2012) or the  $Nb/C$  and  $Ba/C$  ratios after Miller et al (2019), reach consistent  
26 conclusions as to the presence of a deep, highly-enriched C-H reservoir. The depletion of the  
27 DM with respect to the lower mantle is usually linked to the extraction of incompatible elements  
28 during the development of the crust but this is not necessarily linked to volatile depletion. The  
29 origin of the volatile depletion remains poorly known and is still much debated (eg. Tucker and  
30 Mukhopadhyay, 2014). Arc-volcanoes are sourced from the so-called mantle wedge, which is  
31 enriched in volatiles by the subduction of oceanic lithosphere. The mantle source for magmas  
32 elsewhere in the solar system, including the Moon, resembles the depleted mantle on Earth; this  
33 is particularly true for  $H_2O$ .

1 **Figure 12.** Geodynamics of magmatism on Earth. MORB stands for Mid-Ocean-Ridge basalts,  
2 OIB for Oceanic-Island basalts, SRB / ARC stands for Arc-related basalts that are formed  
3 during subduction, PSB stands for Petit-spot basalts and IB means intraplate basalts. OIB and  
4 IB are related to hotspot upwellings, which sample lower mantle material, while MORB, Petit-  
5 spots and SRB sample material from the upper mantle (sometimes called the asthenosphere).

6

7 Before we go on to a detailed description of these diverse magmatic volatiles on the scale of the  
8 solar system, we briefly define the link between volcanic gases, magma and silicate melts and  
9 how their interactions evolve as the magma ascends to the surface.

10 5b. Volcanic gases, silicate melts, and mantle sources: lessons from volcano monitoring

11 What is termed magma by volcanologists is a three-phase mixture composed of silicate melt,  
12 crystals and bubbles. The C-H-O-N-S species outgassed into the atmosphere correspond to the  
13 chemical components hosted in the bubbles. However, there is a continuous mass transfer of  
14 these chemical elements between the three magmatic phases as the magma ascends to the  
15 surface.

16 Volcanic gases are emitted from lava lakes, volcanic craters, and volcano flanks. They are  
17 produced on a massive scale during eruptions, and can also occur during non-eruptive periods  
18 (including long term quiescent periods or brief interruptions between two eruptions).  
19 Volcanologists have long been trying to interpret the changes in volcanic gas compositions  
20 observed in monitored volcanic systems. Variations in gas compositions emitted by a volcano  
21 are frequently observed and do not necessarily reveal a change in the composition of the magma,  
22 but are rather related to the depth of magma ponding and the dynamics of the eruption (eg.  
23 Edmonds and Gerlach, 2007). This interpretation also involves the use of melt inclusions, which  
24 represent deep magmatic liquids trapped in crystals, and which preserve the deep volatile  
25 contents contained within the magma (Metrich and Wallace, 2008). It became clear that  
26 magmas reaching the Earth's surface are mostly degassed with respect to the volatile contents  
27 revealed by melt inclusions: degassing must therefore occur during magma ascent.

28 These observations have been widely reproduced using experimental petrology, and the  
29 experiments show that the solubility of volatiles in silicate melts increases with pressure.  
30 Clearly, the ascent of magmas from the depth at which they were produced or stored towards  
31 the surface causes a reduction in the solubility of C-H-O-N-S species in the silicate melt. This  
32 decrease in melt C-H-O-N-S content is compensated by the formation of a gas phase, taking the  
33 form of bubbles growing in the magmatic liquid, and ultimately forming a coalesced network.  
34 The gases then escape from the magma via this connected network. Escape can occur at depth

1 or at the surface depending on the dynamics of the magma ascent. The gas composition  
2 therefore reflects the pressure of fluid-melt equilibrium. Monitoring of volcano degassing is  
3 essentially used for the purpose of estimating the depth of the degassing magma. In the case of  
4 deep storage or submarine eruptions, the equilibration pressure can reach several hundred bars,  
5 while the pressure is close to atmospheric pressure during subaerial degassing. This means that  
6 magma from a given source can have very different gas compositions depending on the changes  
7 undergone during gas-melt equilibration at various pressures. This pressure control on the  
8 composition of the outgassed C-H-O-S mixture has been made clear and its role in a solar  
9 system perspective is important (Gaillard and Scaillet, 2014). Pressure control on the degassing  
10 of various magmas is illustrated below, and explained in section 6.

11

### 12 5c. Mid-Ocean-Ridge basalts.

13 Lavas. MORBs constitute more than 70% of Earth's magma. They erupt on the seafloor at an  
14 average depth of ca. 2900m below sea level. MORBs are produced by melting of the so-called  
15 depleted mantle, DM (ie. the upper mantle plus a non-constrained part of the lower mantle).  
16 Typical H<sub>2</sub>O content of MOR basalts is 1,200 ppm-wt H<sub>2</sub>O, though a number of variations from  
17 depleted (350 ppm H<sub>2</sub>O) to enriched (5000 ppm H<sub>2</sub>O) end-members have been detected (Saal  
18 et al., 2002). On average, this indicates a mantle source containing ca 150 ppm H<sub>2</sub>O (Metrich  
19 and Wallace, 2008). Sulfur content in primitive MORBs is ca. 1000-1200 ppm (Metrich and  
20 Wallace, 2008). These ranges in H<sub>2</sub>O and S contents correspond to direct measurements in melt  
21 inclusions. Because of its great volatility in magmatic systems, CO<sub>2</sub> content estimates in  
22 MORBs are indirectly determined and are much debated (Le Voyer et al., 2017). At the pressure  
23 of MORB emplacement (ca. 300 bar), analyses of CO<sub>2</sub> in the majority of MORB glasses  
24 indicate that it is no longer present, and must have been degassed from the melt at deeper  
25 conditions. The "undegassed CO<sub>2</sub> MORB content" must then be reconstructed using a variety  
26 of proxies (either He/C, Ar/C ratio eg. Marty, 2012 or Nb/C, Ba/C ratio eg. Le Voyer et al.  
27 2017) from data collected using melt inclusions. An average MORB CO<sub>2</sub> content has been  
28 proposed (1400 ppm, Le Voyer et al. 2017) but the range of estimated contents is extremely  
29 large: from 200 to 12,000 ppm CO<sub>2</sub> (Saal et al., 2002; Cartigny et al., 2008; Le Voyer et al.,  
30 2017). These variations may reflect the contribution of lower mantle enriched material/or  
31 subducted slab material that has mixed with the upper mantle, before being sampled by MOR  
32 magmatism (Donnelly et al., 2004; Emond et al., 2006). Alternative views suggest that the  
33 carbon content in MORBs reflects the oxygen fugacity at its source, being graphite-saturated

1 (Holloway et al., 1992; Stagno et al. 2013). The reaction buffering the CO<sub>2</sub> content in basalts  
2 would be:



4 Such a buffering of CO<sub>2</sub> content in basalts is believed to be a planetary law (Blundy et al. 1991;  
5 Righter et al. 2008), that is to say, planetary mantles with a low fO<sub>2</sub> produce basalts with low  
6 CO<sub>2</sub> contents (eg. Hirschmann and Withers, 2008). Returning to MORB, a correlation between  
7 MORB CO<sub>2</sub> and H<sub>2</sub>O contents is observed, but the range is narrower for water: 350 ppm to  
8 ~5000 ppm H<sub>2</sub>O (Danyushevsky et al., 2000; Saal et al., 2002). No such variation is observed  
9 for the sulfur content in MORB since this value is fixed by the sulphur content at sulphide  
10 saturation via the reaction (Baker and Morretti, 2011):



12 The sulphur content (S<sup>2-</sup>) in basalt on the Earth that is saturated in sulphide (FeS) is about 800-  
13 1200 ppm for basalts having ca. 8wt% FeO (Baker and Morretti, 2011).

14 Fluorine and chlorine, which are not really dealt with in this review, have been worked on and  
15 treated by some workers as volatile elements (Aiuppa et al., 2009). Their contents in MORB  
16 are low (Table 2, see Hanley and Koga, 2018). Fluorine contents are about 10 times greater than  
17 Cl.

18 The oxygen fugacity of MORB has been debated. The first estimation by Christie et al. (1986)  
19 indicated reduced conditions (ie. FMQ-1; fig.5), while measurements in Cottrell and Kelley  
20 (2011) indicated a relatively oxidized MORB, higher than the FMQ buffer (see figure 5). Recent  
21 data (Berry et al., 2018) suggested that MORBs have fO<sub>2</sub> close to or slightly below FMQ.

22 Volcanic gases. The composition of MORB volcanic gases has never been sampled because of  
23 the problems of accessing them 3000 meters below sea level. Estimations can be made using  
24 gas-melt equilibria codes (Gaillard et al., 2011). Illustrations of these calculations are shown in  
25 figure 13.

26

27 **Figure 13.** Volcanic gases from MORBs expressed in ppm of species degassed from the melt  
28 vs. pressure of emplacement. The undegassed magma contains 1200 ppm H<sub>2</sub>O, 1100 ppm CO<sub>2</sub>,  
29 1100 ppm S (see Saal et al., 2002) and the Y-axis gives the mass of outgassed C-H-O-S  
30 components (in ppm-wt of magma). Temperature is 1300°C. On average, present-day MORB  
31 is emitted at oceanic ridges 3000 meters beneath sea level (ie. 300 bar total pressure), but this  
32 average depth has likely changed through time (see Gaillard et al., 2011). The nature and  
33 amount of volatile species expelled by MORB magma is then plotted for variable pressure

1 (multiply by 10 to get depth below seawater or by 3 to get depth beneath Earth's surface).  
2 Oxygen fugacity is FMQ. Full lines show oxidized volcanic species, dashed lines show reduced  
3 ones. CO<sub>2</sub> degasses first, at high pressure, and by the depth of MORB eruption (3000 meters),  
4 80% of the CO<sub>2</sub> initially dissolved in the magma has already degassed via bubbles. Due to their  
5 much lower density and the overall low viscosity of the magma, these bubbles tend to escape  
6 the magmatic system, making it difficult to estimate the CO<sub>2</sub> content of the undegassed magma.  
7 Note, at the depth of MORB emplacement, H<sub>2</sub>O remains undegassed, and only tiny amounts of  
8 sulphur have started to outgas.

9

10 Figure 13 illustrates the primary control that pressure has on the composition of the gas phase.  
11 The melt compositions are an average MOR-basalt with the content in H<sub>2</sub>O, CO<sub>2</sub>, S and the fO<sub>2</sub>  
12 described above. This figure clearly illustrates that basalts containing 1200 ppm CO<sub>2</sub> will have  
13 degassed most of their CO<sub>2</sub> at >1000 bar (10,000 meters below sea level). We also see that  
14 MORBs do not degas H<sub>2</sub>O at all, and only about 50-100 ppm S is outgassed by the depth of  
15 emplacement (300 bar). To summarize, MORBs essentially emit CO<sub>2</sub>, as the other volatiles are  
16 not able to degas at this pressure. The CO<sub>2</sub> outgassed by MORBs beneath seawaters rises as  
17 bubbles in the ocean. Broadly speaking, the mass of outgassed CO<sub>2</sub> is equivalent to the mass of  
18 CO<sub>2</sub> deposited via hydrothermal reactions in the oceanic crust (Kerrick, 2001). Nitrogen  
19 degassing is not addressed here since no solubility law has been validated at magmatic pressure.

20

#### 21 5d. Oceanic Island Basalts (OIB)

22 Lavas. In contrast to MORB, which have been well studied over a long period (Saal et al., 2002),  
23 the C-H-O-S contents of primitive OIBs and their oxygen fugacity are poorly documented  
24 (Gaillard et al., 2015). Clearly OIBs are volatile-richer (Aubaud et al., 2005; Miller et al., 2019)  
25 and more oxidized than MORBs (Brounce et al., 2017). Broadly speaking, OIBs have volatile  
26 contents close to that of enriched-MORBs (E-MORB) (Marty, 2012) but some OIBs can have  
27 a much greater quantity of volatiles than E-MORBs (Table 2). The discovery of massive  
28 amounts of sulphur (6000 ppm S) in the melt inclusions of primitive alkaline magma from the  
29 Canary Islands is a good example (Longpré et al. 2016). These very high amounts of magmatic  
30 sulfur, mainly present as sulfate (S<sup>6+</sup>), leave no doubt as to their strongly oxidized nature. In  
31 addition of being rich in S, it has been inferred that the alkaline basaltic magma of the Canary



1 Islands contains several wt % of CO<sub>2</sub>, which is at least 10 times greater than that found in  
2 MORBs (Longpré et al. 2016). The amount of H<sub>2</sub>O in these alkaline melts also greatly exceeds  
3 that of MORB (ie. 4,000 to 30,000 ppm H<sub>2</sub>O). Such high abundances of CO<sub>2</sub>, H<sub>2</sub>O and S,  
4 together with their oxidized nature, may be related to the small degree of mantle melting. This  
5 is also suggested by the highly alkaline composition of the magmatic rocks at the Canary Islands  
6 (eg. Basanites, Longpré et al., 2016). However, the mantle source still seems to be different to  
7 that of the MORB source (Marty, 2012). Noble gases and C/Nb ratios of the mantle source for  
8 OIB indicates an enriched mantle, probably related to deep convection cells sampling an  
9 unmixed reservoir (Miller et al., 2019; Labidi et al., 2020) and/or recycling of subducted slabs  
10 (Marty, 2012; Cabral et al., 2014). At Hawaii, the magma is much less alkaline (ie. high degree  
11 of melting), but recently Brounce et al. (2017) showed that these melts are also more oxidized  
12 than MORBs. The CO<sub>2</sub> content of primary melts at Hawaii is close to 1 wt% (390-10,000 ppm  
13 CO<sub>2</sub>, Tucker et al., 2018), while the H<sub>2</sub>O contents seem moderately high and similar to E-  
14 MORBs (max. of 8,000 ppm H<sub>2</sub>O). Intraplate volcanic rocks, which are the surface expression  
15 of hotspots in the mantle, are enriched in C-H-O-S with respect to MORB. The element most  
16 affected by this enrichment is probably carbon (eg. Miller et al., 2019). Strongly alkaline OIB  
17 are much more volatile-enriched (ie. several wt% of CO<sub>2</sub>, H<sub>2</sub>O and S) than mildly alkaline OIB,  
18 probably reflecting variable degrees of mantle melting. It remains unclear whether a variable  
19 degree of mantle melting also affects oxygen fugacity (ie. a low degree of melting may yield  
20 high fO<sub>2</sub>, Gaillard et al., 2015). With planetary cooling, alkaline C-H-O-S-enriched melts  
21 increasingly dominate planetary magmatism: they are smaller-volume, but richer in volatiles.  
22 From a planetary perspective, it is important to note that these alkaline magmas can contain  
23 massive amounts of halogens with respect to conventional basalts (Longpré et al. 2016; Hanley  
24 and Koga, 2018), though the concentration range varies greatly (Table 2). If the last volcanic  
25 activities on cooling planets consist of such alkaline magmas, we could expect them to transfer  
26 important quantities of sulfur and halogens to the surface as a sort of late varnish. The surface  
27 of Mars, rich in sulphur, and but also containing a lot of halogens, may have preserved such a  
28 late volcanic event, though alternative views will be discussed in section 7.

29 Volcanic Gases. Sampling and in situ analysis of subaerial volcanic gases has greatly advanced  
30 over the last 10 years (Aiuppa and Gaillard, 2016). At Hawaii, Nyiragongo, Erta Ale, and the  
31 Vanuatu islands, as well as in numerous active volcanic systems, field measurements reveal  
32 high emission rates of CO<sub>2</sub> and SO<sub>2</sub> (Burton et al. 2013; Werner et al., 2019). However, when  
33 you look in detail, the gas composition fluctuates, which is related to the degassing dynamics  
34 of the magma (eruption explosiveness and surficial vs. deep magma degassing, eg. Edmonds

1 and Gerlach, 2007). In figure 14 we attempt to filter these fluctuations and relate magma  
2 eruption to volatile emissions. This figure shows the gases emitted vs. pressure (bar) by a melt  
3 of average OI-basalt composition (Hawaiian basalt) for H<sub>2</sub>O, CO<sub>2</sub> and S. The temperature is  
4 1300°C and the fO<sub>2</sub> is FMQ +0.8 (Brounce et al., 2017; see figure 14). As shown for the MORB  
5 in figure 13, the gas compositions are controlled by the pressure of degassing. However, the  
6 amount of outgassed C and S is higher than for MORBs. If we consider alkaline basalts such as  
7 the basanites from the Canary Islands, even greater C and S contents would be expected.

8

9 **Figure 14.** Volcanic gases emitted by OIBs. The nature and amount of volatile species expelled  
10 by OIB magma is plotted as a function of pressure in bars. Full lines show oxidized volcanic  
11 species, dashed lines show the reduced ones. One sees that CO<sub>2</sub> degasses first, at high pressure,  
12 and that as pressure of degassing decreases, the fraction of CO<sub>2</sub> in the degassed mixture is  
13 diluted by other components.

14

15 5e. Subduction-related arc basalts.

16 Volcanic degassing at subduction zones, where arc volcanoes expel massive amounts of the C-  
17 H-O-N-S elements, constitutes a specific pipeline (fig.15). Subduction processes drag the  
18 oceanic lithosphere (including the crust) into the mantle, and this buried material is enriched in  
19 C-H-O-S(-N) due to seafloor water-rock interactions. These interactions involve  
20 serpentinization, leading to massive water storage in the lithosphere, associated with moderate  
21 carbonate and deep sulfide/shallow sulfate precipitation (Alt, 1995; Alt et al. 2012). This  
22 process releases reduced hydrothermal fluids in the ocean containing variable amounts of H<sub>2</sub>  
23 and CH<sub>4</sub>. This process also concentrates Cl in the percolating fluids (Debure et al., 2019),  
24 because water is absorbed and locked into the mineral serpentine (which contains 13 wt% H<sub>2</sub>O)  
25 by the serpentinization process. Where subductions occur, this volatile-bearing lithosphere  
26 sinks into the warm mantle. The temperature increase as the material descends into the mantle  
27 causes devolatilisation reactions (serpentine or carbonate breakdowns) and may also cause  
28 direct melting of the subducted basaltic crust and sediments since both H<sub>2</sub>O and CO<sub>2</sub> facilitate  
29 melting of silicate rocks (figure 5). Overall, most of the volatiles involved in arc magmatism  
30 derive from seafloor processes. As such, outgassing from arc volcanoes does not constitute  
31 planetary outgassing in the sense that the volatiles released are not internal species but are  
32 simply processed through a subduction cycle illustrated in figure 15 (eg. Wallace, 2005).

33

1 **Figure 15.** The cycling of C-H-O-S volatiles through subduction zones. Most of the subducted  
2 H<sub>2</sub>O appears to be efficiently cycled back during arc-volcanism. A significant portion of carbon  
3 and sulfur may well be buried in the mantle, but uncertainties are very large (Wallace, 2005;  
4 Kelemen and Manning, 2015). The cycling of nitrogen during subduction is not shown here for  
5 the sake of clarity. Nitrogen is present in sediments and the serpentized oceanic lithosphere  
6 (Mysen, 2019) that are subducted. Subducted nitrogen seems to be efficiently recycled in arc  
7 volcano gases, as observed in some settings (Fisher et al., 2002; Busigny et al., 2003) but this  
8 may not occur everywhere since poor N recycling has also been suggested (eg. Michtell et al.,  
9 2010; Zerkle and Mikhail, 2017).

10

11 Because of this intensive recycling, the amount of water released during subduction is  
12 enormous. Primitive arcs basalts are believed to contain on average 4 wt% H<sub>2</sub>O (Planck et al.  
13 2013): this is far more than MORBs and about 2 to 4 times more than OIB. Large amounts of  
14 sulfur can also be emitted by arc-volcanoes, with a major climatic impact since some of the gas  
15 can be injected into the upper atmosphere. However, this last type of volcanic event is due to  
16 the eruption of differentiated, felsic, magma rather than basalts. Their occurrence is linked to  
17 basalt production in the mantle wedge created by subduction, followed by long-term storage  
18 and cooling of the magma in the continental crust. Estimations of C-H-O-S contents in primitive  
19 arc basalts are : 1-5 wt% H<sub>2</sub>O (Planck et al. 2013); 0.2-0.3 wt% S (Metrich et al. 1999; Mironov  
20 and Portnagyn, 2018) ; Estimated CO<sub>2</sub> content ranges from 1800 µg/g (analysed in melt  
21 inclusions) to 6000 µg/g (gas flux estimations) (Wehrmann et al., 2011). Such CO<sub>2</sub> contents,  
22 together with the isotopic constraints, indicate that most of the CO<sub>2</sub> emitted by volcanoes comes  
23 from the breakdown of carbonates from the subducted lithosphere (Wallace, 2005; Hammouda  
24 and Keshav, 2015). Yet, this does not mean that all subducted carbonates undergo thermal  
25 breakdown in the mantle wedge. An unknown but significant amount of the subducted  
26 carbonate may be buried in the lower mantle (Kelemen & Manning, 2015). Oxygen fugacity  
27 calculated for arc magmas reveals oxidized conditions (Kelley and Cottrell, 2009; Gaborieau et  
28 al., 2020), though it is not clear whether primary arc magmas and their mantle source are  
29 oxidized (Gaillard et al., 2015). Existing constraints on the fO<sub>2</sub> of primary arc basalts are  
30 unclear and hardly distinguishable from those of MORBs (Li et al., 2006). The fate of nitrogen  
31 during the subduction processes is not shown in figure 15 for the sake of clarity. There are many  
32 unknowns, leading to contradictory conclusions: nitrogen seems to be efficiently recycled  
33 during subduction (what goes down, comes back up) according to some researchers (eg. Fisher  
34 et al., 2002; Busigny et al., 2003) while others argue that ca. 50% of the subducted nitrogen is  
35 not degassed in volcanic arcs (eg. Mitchell et al., 2010). High-pressure experiments and  
36 theoretical calculations (Mikhail and Sverjensky, 2014) to simulate the passage of nitrogen

1 through subduction reaction zones (eg. Foerster et al., 2019) should provide an explanation for  
 2 these geochemical inconsistencies.

3 Volcanic gases emitted by arcs basalts are predominantly composed of water (>70%), while  
 4 SO<sub>2</sub> and CO<sub>2</sub> are present in similar quantities (SO<sub>2</sub>+CO<sub>2</sub><20%) (Symmonds et al., 1994). For  
 5 the calculation of the fluid phase in this specific arc-magma system, the reader is referred to  
 6 Burgisser et al. (2015).

	H <sub>2</sub> O (μg/g)	CO <sub>2</sub> (μg/g)	S (μg/g)	Cl F (μg/g)	fO <sub>2</sub>	References
Earth						
Magma ocean + Atmosphere	1,000-3,000	100-700	80-300	nd	IW-5 / +4	Marty (2012) Dasgupta and Grewel (2019) Armstrong et al., (2019) Keppler et al., (2019)
MORBs	500-5,000	200- 10,000	900- 1200	1-100 20-300	FMQ	Saal et al. (2002) Le Voyer et al. (2017) Berry et al., 2018
Intraplate hotspots	5,000-20,000	400- 50,000	1100 – 6,000	100- 10,000 100- 3000	FMQ+1	Aubaud et al., 2005; Miller et al., 2019 Longpré et al., 2016 ; Brounce et al., 2017 Marty 2012

Arc basalts	10,000-50,000	1,800-6,000	1,200-2,500	1500 250	FMQ+1 /+3	Planck et al. 2013 Wehrmann et al., 2011 Metrich et al. 1999 Kelley and Cottrell (2009) Li et al. (2006) Gaillard et al. (2015)
Petit-spots	10,000	> 50, 000	n.d.		?	Okomura and Hirano (2013)
Moon	10-1202	1-6	447-884	1-2		Hauri et al (2015) McCubbin (2015)
Mercury	?	No CO <sub>2</sub> , Graphite-rich	>5 wt%		IW-5	Charlier and Namur, 2019) Namur et al., (2016) Nittler et al., (2017)
Mars	100-2,000	10-200	1000-3500	250-1000	IW-2/IW+2	MccCubbin et al (2010, 2012) Filiberto et al. (2016, 2019) Herd (2008)
Vesta	50-70	?	~100	? 1-3		Sarafian et al. (2019)

1 **Table 2.** Volatile contents and oxygen fugacity of magmas in the solar system. All data are in  
2 ppm wt, unless specified. See text for references.

3  
4 5f. The CO<sub>2</sub> enigma linked to unconventional types of degassing.

5 Petit-spot volcanoes- In 2006, a new class of volcanoes was discovered (Hirano et al., 2006),  
6 which are unrelated to hotspot, arc or MOR magmatism. These were called Petit-spot volcanoes  
7 and they represent km-size submarine volcanic cones composed of alkaline magma containing  
8 high quantities of volatiles (several wt% of CO<sub>2</sub>). Okomura and Hirano (2013) suggested that  
9 this new type of volcanism significantly affected the planetary magmatic CO<sub>2</sub> emissions. These  
10 volcanoes are found in front of almost all subduction zones, but the geodynamic triggers for  
11 such magmatism and its associated eruptions remain enigmatic. It is likely that these volcanic  
12 rocks are composed of the small fraction melts deriving from the low velocity region at the base  
13 the oceanic lithospheres (Schmerr, 2012). At Petit-spot volcanoes and in other settings where  
14 alkaline magmatism occurs, this melt erupts, while elsewhere it remains trapped in the mantle  
15 (Sifre et al., 2014; Gaillard et al., 2019) and contributes to so-called mantle metasomatism  
16 (Aulbach et al., 2017). The process of mantle metasomatism stores volatile-rich melts at the  
17 base of the lithosphere. These volatile-rich magma zones can be reheated, remelted and  
18 outgassed if geodynamic modifications, such as continental rifting, occur.

19 Rift- Possibly related to these metasomatised alkaline magma sources, regions of continental  
20 breakup (rifting) also produce alkaline lavas associated with massive CO<sub>2</sub> outgassing (De Moor  
21 et al. 2013, Lee et al, 2016). The CO<sub>2</sub> content measured in some alkaline magmas of the East-  
22 African rift regions is similar to that of the “Petit-spot” lavas (several wt%, De Moor et al.,  
23 2013). In the Antarctic rift, similarly elevated CO<sub>2</sub> contents have been found in the primitive  
24 alkaline magmas (Moussallam et al., 2014). The breakup of continents associated with tectonic  
25 plate movements may therefore have an impact on the amount of outgassed CO<sub>2</sub> and on the  
26 global carbon cycle.

27 Non-volcanic degassing- In many regions on planet Earth, diffuse degassing of CO<sub>2</sub> is observed  
28 even in regions where no volcanic activity occurs. Italy is prime example, where massive CO<sub>2</sub>  
29 outgassing occurs in the absence of eruptive activity (Burton et al., 2013; Werner et al. 2019).  
30 This type of non-eruptive degassing is also observed on a massive scale in the East-African rift  
31 (Lee et al., 2016). The probable cause for this type of degassing is metamorphic reactions at  
32 depth (Iacono-Marziano et al. 2009) and/or crustal ponding of magma that can release CO<sub>2</sub>  
33 (because of its low solubility in silicate melts). This leads to the question of the degassing of

1 intrusive magma (magma that does not make it to the surface). In general, the volume of  
2 intrusive magma (plutons) is believed to largely exceed that of extrusive magma (ie. volcanic  
3 rocks). There are examples of large volumes of magma which have ponded in deep crustal  
4 levels (Laumonier et al., 2017) and there is no doubt that these deep magmas contain large  
5 amounts of volatiles (Laumonier et al., 2017). Yet, the contribution of these deep magmas to  
6 planetary outgassing remains poorly quantified (Werner et al., 2019). Furthermore, in specific  
7 regions, such as Italy, such non-eruptive CO<sub>2</sub> degassing occurs where deep magma is hosted in  
8 sedimentary carbonates (Iacono-Marziano et al., 2009), which may indicate a non-mantle origin  
9 for this CO<sub>2</sub>. Overall, the degassing yield of deep magma and metamorphic processes remains  
10 difficult to quantify on a planetary scale but existing estimations reveal that it may be equivalent  
11 to the CO<sub>2</sub> emitted by volcanic eruptions (Werner et al., 2019).

## 12 5g. Magmatic volatiles on other terrestrial worlds.

13 In addition to the Earth, active volcanoes have also been found on Io, Jupiter's moon which  
14 may be the only other volcanically active body in the solar system (Spencer et al., 2000). The  
15 gas plumes emitted by volcanoes on Io are dominated by sulfur species. Volcanic activity on  
16 Venus has been suggested based on fluctuations in SO<sub>2</sub> content in the atmosphere (Marcq et al.  
17 2013; Encrenaz et al., 2019). If SO<sub>2</sub> outgassing from Venusian volcanoes (100 bar of  
18 atmospheric pressure) is confirmed, such findings could provide information on the oxidation  
19 state of magma formed in the mantle of Venus.

20 Below, we review the estimations of the C-H-O-N-S contents of sampled basaltic magmas from  
21 the solar system. This covers the Earth's Moon, Mercury, Mars, Vesta and Io. An important  
22 unresolved issue is to establish to what extent magmas in the solar system are markedly depleted  
23 in volatiles with respect of MORBs. The distribution of H<sub>2</sub>O content in planetary basalts  
24 remains under debate, with no clear evidence of dry volcanism on the Moon or Mars (eg.  
25 Filiberto et al., 2019; Hauri et al., 2015). Other light volatiles, such as carbon and sulfur show  
26 major variations in magmas throughout the solar system.

27 Moon- The discovery of indigenous H-bearing species and other highly volatile elements (C, F,  
28 S, Cl; Saal et al., 2008; Sharp et al., 2010; Wetzell et al., 2015) in various lunar samples brought  
29 back by the Apollo missions - together with the detection of water ice in polar regions at the  
30 lunar surface - has led to a paradigm shift in our knowledge and understanding of the volatile  
31 inventory of the Moon. Advances in analytical techniques have made it possible to detect trace  
32 amounts of 'water' (H, OH and/or H<sub>2</sub>O) in lunar volcanic glasses (Saal et al., 2008), olivine-  
33 hosted melt inclusions (Hauri et al., 2011), apatite (McCubbin et al., 2010), and highland

1 plagioclase (Hui et al., 2013), thus completely reversing the notion that the Moon is anhydrous.  
2 However, estimating bulk Moon H<sub>2</sub>O abundances is highly challenging because 1) some of the  
3 targeted samples (i.e., pyroclastic glasses) may be derived from water-rich heterogeneities in  
4 the lunar interior (Albarède et al., 2015), 2) mineral-melt partition coefficients required to assess  
5 parent melt compositions are not well-known for lunar magmatic conditions (Potts et al., 2015),  
6 and 3) pervasive degassing has led to extensive volatile loss from all melts sampled in the form  
7 of extrusive lunar rocks (Hauri et al., 2015). Nonetheless, Hauri et al. (2015) argued that existing  
8 data imply that the bulk silicate Moon is only moderately depleted in highly volatile elements  
9 compared to the BSE, and may contain between 133 and 292 ppm H<sub>2</sub>O, a value matching the  
10 estimation of H<sub>2</sub>O content in the Earth's upper mantle. Furthermore, results from melt  
11 inclusions within volcanic rocks indicate that the carbon, fluorine, sulfur, and chlorine content  
12 of lunar magmas is comparable to those of melts derived from the Earth's upper mantle (Hauri  
13 et al., 2011; Wetzel et al., 2015), suggesting that the Earth and the Moon are characterized by a  
14 similar volatile abundance signature. This interpretation is disputed by some people (eg.  
15 McCubbin et al., 2015) and it remains unclear as to whether the wet Moon volcanic rocks are  
16 representative of the bulk Moon volatile content.

17 Mercury- This is the closest planet to the Sun, and shows evidence of major and turbulent  
18 volcanic activity up to 3.5 Gy (Thomas and Rothery, 2019). Inferred from surface  
19 measurements, it appears that Mercury's lavas have peculiar characteristics compared to others  
20 observed in the Solar System, with compositions ranging from alkali-rich komatiite to bonite,  
21 corresponding to moderate-to high effusion rates. They also show very low Fe content (i.e.,  
22 almost FeO-free) and high S and alkali concentrations up to 11 wt% and 7 wt%, respectively  
23 (Charlier and Namur, 2019; Namur et al., 2016; Nittler et al., 2017). Locally, graphite-rich  
24 regions (ie. containing several wt% C) have been identified (Charlier and Namur, 2019).  
25 MESSENGER also revealed the abundant presence in Mercury's surface lavas of putative  
26 volatile elements such as chlorine and sulfur (Weider et al., 2016). Such volatile species could  
27 have been the cause of the unexpectedly explosive volcanism recorded on Mercury, with the  
28 proposed mechanism requiring graphite oxidation to generate volatile exsolution from an  
29 already reduced magma. This is coherent with oxygen fugacity findings, as on the basis of the  
30 solubility of S in reduced silicate melts, oxygen fugacity conditions in Mercury's magma are  
31 inferred to have been IW -5.4 ± 0.4 (Namur et al., 2016). Other estimations show a range of  
32 oxygen fugacity for Mercury's interior of between IW-3 to IW-7, based on Fe and S data  
33 inferred from the MESSENGER mission (McCubbin et al., 2012; Zolotov et al., 2013). Hence,  
34 Mercury's volcanism is different to that on Earth, its explosive nature being powered not by



1 H<sub>2</sub>O, CO<sub>2</sub> or SO<sub>2</sub> but by oxidation reactions involving S and C during (i) magma ascent through  
2 the crust or (ii) interaction between reduced lavas and oxide-bearing magmas (Weider et al.,  
3 2016).

4 Mars- Most estimations of the C-H-O-S content in Martian magmas come from the analysis of  
5 meteorites, which are mostly interpreted as crystal-dominated cumulate rocks that once  
6 coexisted with molten Martian lavas. From the analysis of amphibole and apatite, it is concluded  
7 that the water and halogen contents of Martian lavas are heterogeneous, with both enriched and  
8 depleted magmas, like on Earth. The range of estimated magma water contents is ca. 100-2,000  
9 ppm H<sub>2</sub>O (Filiberto et al., 2016, 2019), which overlaps with the estimations for MORBs  
10 (particularly true if we consider the depleted MORBs described in Saal et al., 2002). In addition,  
11 Chassignite enriched rocks may have contained up to 8,000 ppm (McCubbin et al., 2012;  
12 Filiberto et al., 2019), which is equivalent to the enriched MORBs described in section 4.1. The  
13 carbon content of the Martian lavas has long been estimated based on the CO<sub>2</sub> content of magma  
14 saturated in graphite calculated via the equilibrium equation (1), based on the assumption that  
15 the Martian mantle is graphite saturated. While graphite has been found in Allan Hills 840001  
16 meteorites, a mantle source region being C-saturated remains unproven (Steele et al., 2012).  
17 This calculation also assumes that the oxygen fugacity of the Martian mantle is known.  
18 Estimates based on mineralogical assemblages yield an oxygen fugacity of about IW (Righter  
19 et al., 2008; Hirschmann and Withers, 2008; Herd, 2008). The likely CO<sub>2</sub> content of magma  
20 deduced from such constraints is 73-1,100 ppm from the most reduced to the most oxidized  
21 magma. Finally, the interior of Mars is believed to be enriched in Cl with respect to planet Earth  
22 while the F contents of both planetary systems are seemingly identical (Filiberto et al., 2015,  
23 2019). Chlorine contents of primary Martian basalts may then be expected to range from 250  
24 to nearly 1,000 ppm for the most enriched mantle sources (Filiberto et al., 2016).

25 Vesta- The asteroid 4 Vesta, the second largest object in the asteroid belt, can be considered to  
26 represent the smallest terrestrial planet because it is the only known existing asteroid with a  
27 basaltic crust, an ultramafic mantle, and a metallic core (Keil, 2002). Remote observations by  
28 NASA's Dawn mission (McSween et al., 2013) have strengthened the notion that 4 Vesta is the  
29 parent body of the howardite-eucrite-diogenite (HED) meteorites, a group of achondrites  
30 (Drake, 2001). Although the low K/Th ratio recorded by HED meteorites implies that Vesta is  
31 more volatile-depleted than Earth and Mars (Prettyman et al., 2015), the discovery of OH-  
32 bearing apatite (Sarafian et al., 2013), together with the detection of water in pyroxene (Sarafian  
33 et al., 2019), in several eucrite samples suggests that indigenous water is present in Vesta's

1 interior. In addition, secondary silicates observed within fractures of some eucrites may have  
2 been deposited by aqueous fluids (Barrat et al, 2011). Thus, although Sarafian et al. (2019)  
3 concluded that Vesta's bulk water content is lower than that of Mars and Earth, these findings  
4 suggest that the Vestan mantle contains a significant amount of volatiles, lower but comparable  
5 to Mars or Earth's (depleted) upper mantle.

6 Io- Discovered in 1610 by Galileo Galilei, Io is the innermost Galilean satellite of Jupiter. This  
7 planetary body is one of the most unusual objects in the Solar System due to a high level of  
8 active volcanism driven by Jupiter- and Europa-induced tidal heating. Thanks to the *Galileo*  
9 mission, several types of volcanic eruption styles have been identified: flow-dominated  
10 volcanism, explosion-dominated volcanism and caldera-like activities (the so-called intra-  
11 patera eruptions). The nature of the volcanic activity had been controversial with both silicate  
12 and sulfur volcanism having been proposed (William and Howell, 2002). Based on high-  
13 temperature surface lavas ( $> 700$  K), the Galileo mission provided unambiguous support for  
14 widespread silicate volcanism, with more than 100 active sources (McEwen et al, 1998). On the  
15 contrary, only a few lava flows consisting of sulfur and  $\text{SO}_2$  have been reported, though sulfur  
16 represents the primary constituent of Pele-type plumes (Spencer et al., 2000). Io is believed to  
17 be generally volatile-depleted due to its higher density relative to other Galilean satellites.  
18 Volcanic gases on Io are mainly composed of sulfur and oxygen compounds such as  $\text{SO}_2$ , S,  $\text{S}_2$   
19 and SO with smaller amounts of sodium, chlorine and potassium compounds (Na, K, and NaCl).  
20 The molecular composition and oxygen fugacity of the gas plumes most likely reflect the source  
21 conditions in Io's interior (Zolotov and Fegley, 1999). Calculated  $f\text{O}_2$  varies from (i) Ni-NiO to  
22 hematite-magnetite buffers for hot  $\text{SO}_2$  and (ii) Ni-NiO to a few log  $f\text{O}_2$  units lower for Pele-  
23 type plume volcanic gases (Zolotov and Fegely, 1998). However, this  $f\text{O}_2$  range is strongly  
24 dependant on the (last) equilibration pressure reached during eruption, which can be very low  
25 for Io (eg.  $<10^{-4}$  bar). It is known that at low pressure,  $\text{SO}_2$  can be the dominant gas species,  
26 even at very low  $f\text{O}_2$  (Gaillard and Scaillet, 2014), making the  $f\text{O}_2$  estimations tentative. In  
27 addition, the degassing of  $\text{SO}_2$  from a magma containing sulfur in its reduced form ( $\text{S}^{2-}$ ) causes  
28 a significant decrease in  $f\text{O}_2$  as degassing proceeds, implying evolving  $f\text{O}_2$ s. Nevertheless, if  
29 this high  $f\text{O}_2$  range is validated, we can conclude that Io must be differentiated with an iron core  
30 segregated from the silicate mantle (Zolotov and Fegley, 1999).

31

32 6. Planetary controls on magmatic outgassing

33

1 6a. The importance of the degassing pressure

2 Gaillard and Scaillet (2014) made clear the overwhelming control of pressure on the  
3 composition of volcanic gases. This study implies that the volatile contents and the oxidation  
4 state of the source mantle, which determines the C-H-O-N-S content in the emitted basalts, play  
5 a secondary role in controlling the composition of the volcanic gases. Broadly speaking, water-  
6 rich basalts will tend to emit gases which are also water-rich, but the main control remains the  
7 pressure of degassing, which acts as a sort of filter determining the sequence of volatility. Figure  
8 16 illustrates that this is effective if the degassing pressure varies over several orders of  
9 magnitude. This is the case on the scale of the solar system since the Venusian atmosphere is  
10 ca. 100 bar, while the volcanoes on Io, emit gaseous sulphur-rich mixtures in a vacuum. The  
11 sequence of degassing follows with a sequence of carbon-dominated gases at high pressure,  
12 water-rich gas at pressure close to the that of the atmosphere on Earth and sulphur-dominated  
13 gases at the lowest pressure. The changes in gas composition with pressure reflect certain trends  
14 in the systematics of volcanic degassing on a planetary scale. For an exoplanet, atmospheric  
15 pressure could exceed thousands of bars for a massive planet. In that case, even CO<sub>2</sub> (and CO)  
16 might become soluble in the melt and therefore less volatile. This allows an upper limit to be  
17 placed on the atmospheric pressure because, at extremely high pressure, all gases would  
18 dissolve into the magma. This also implies that, for a high-pressure atmosphere, the gas phase  
19 should accommodate the most volatile species, ie. noble gases (Ar, Ne, He) and N<sub>2</sub> if conditions  
20 are not excessively reduced, or H<sub>2</sub> in the case of very reduced conditions (Kite et al., 2019).

21

22 **Figure 16.** The composition of magmatic gases in equilibrium with basaltic melts as a function  
23 of pressure. The subaerial pressure of degassing on several planets is shown at the top of the  
24 diagram for reference (modified after Gaillard and Scaillet, 2014).

25

26 Temperature has no identified effect of the solubility of gas species in silicate melts, so changing  
27 the temperature does not modify the scenario described above. However, gas speciation can be

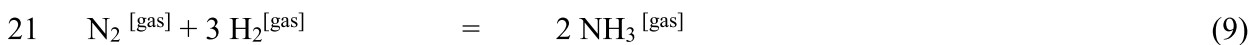
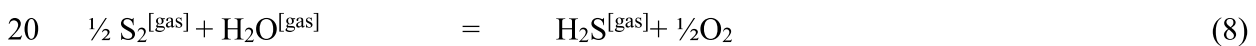
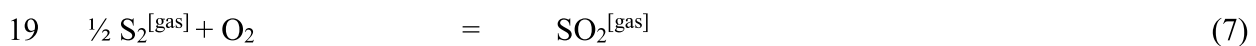
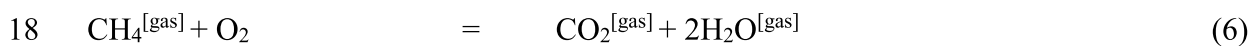
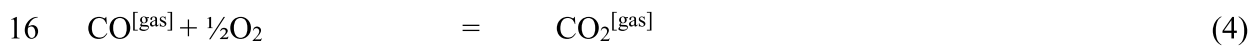
1 modified by significant changes in temperature. The most sensitive elements are carbon and  
 2 sulfur. The speciation of carbon in reduced magmatic gases (ie. IW) is dominated by CO  
 3 coexisting with H<sub>2</sub>. However, magmatic mixtures emitted by low temperature magmas (eg.  
 4 800°C, see Yang et al., 2014) or cooled high temperature magmatic gases (Iacono-Marziano et  
 5 al., 2012a; Iacono-Marziano et al., 2012c) can form abundant amounts of CH<sub>4</sub> at the expense  
 6 of CO and H<sub>2</sub>. Similarly, sulfur speciation in volcanic gases on Earth is mostly dominated by  
 7 SO<sub>2</sub>, but H<sub>2</sub>S becomes increasingly dominant on cooling. These speciation changes for cooling  
 8 of magmatic gases and their consequences on atmospheric processes have been poorly  
 9 investigated (eg. Ganino and Arndt, 2009; Iacono-Marziano et al., 2012c).

10

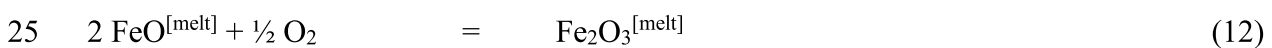
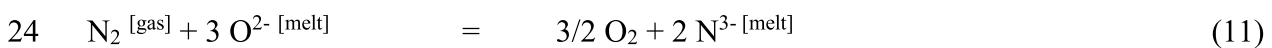
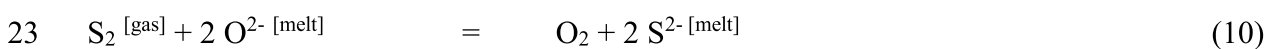
11

## 12 6b. The importance of oxygen fugacity

13 Oxygen fugacity controls not only the speciation in the gas phase of multivalent elements but it  
 14 also rules some of the gas-melt equilibria. Redox (homogeneous) equilibria in the gas phase  
 15 are:



22 The melt-gas exchanges (heterogeneous) reactions being redox dependant are:



1 It is the interplay between homogeneous and heterogeneous redox reactions that determine the  
2 chemical aspect of magmatic degassing and its  $fO_2$  controls. Examples of computations of such  
3 interplays are available in Moretti and Papale, 2004; Burgisser et al (2015), Gaillard et al. (2011;  
4 2015) and Ortenzi et al. (2020), showing the effect of redox conditions on the nature, abundance  
5 and speciation of the gas mixtures released by magmas. Using such models here, we illustrate  
6 the gas composition in equilibrium with MORB at 1400°C vs  $fO_2$  at two different pressures  
7 (100, 1 bar). This is shown in figure 17. It can be seen that the oxidized gas speciation typical  
8 of present-day volcanism on Earth ( $CO_2$ ,  $H_2O$ ,  $SO_2$ ) requires  $fO_2 > IW+2$ . Below this value, the  
9 reduced gas compositions prevail ( $CO$ ,  $H_2$ , no S-species). By comparing calculations at two  
10 different pressure, it is possible to appreciate the combined effect of P and  $fO_2$  on controlling  
11 the volcanic output: with a few tens of bars of pressure, water does not outgas, implying H-poor  
12 gas at low  $fO_2$  (ie. linked to moderate amounts of  $H_2$ ) and H-free gas at high  $fO_2$ . Therefore  
13 both pressure and  $fO_2$  play a major role during magmatic degassing. There is also a feedback  
14 process since the atmospheric pressure is partly controlled by the amount of outgassed C-H-O-  
15 N-S and the composition of the outgassed mixture is controlled by pressure (Gaillard and  
16 Scaillet, 2014). This aspect has recently been investigated by Ortenzi et al. (2020), providing  
17 insight into the interplay between magmatic  $fO_2$ , amount of outgassed volatiles, planetary size  
18 and atmospheric pressure.

19

20 **Figure 17.** The effect of  $fO_2$  (relative to the IW buffer) of the gas composition in equilibrium  
21 with basalt at 1 and 100 bars, and 1400°C. The basalt has the MORB composition given in table  
22 2. The grey area shows the domain where graphite is stable. Additional numbers such as the  
23 fraction of volatiles remaining in the magma or the mass of emitted gas can be obtained via an  
24 email to the corresponding authors.

25

26 Figure 18 (after Ortenzi et al., 2020) shows the effect of magmatic  $fO_2$  on the structure of an  
27 outgassed planetary atmosphere. The system is restricted here to the C-O-H elements, ignoring  
28 sulfur and nitrogen since the redox behaviour of these elements is not sufficiently well

1 constrained. This plot shows the thickness of the generated atmosphere for an oxidized case  
2 (the FMQ buffer, eg. Earth, fig. 6b) and a reduced case (IW, eg. Moon or Mars; fig. 6b). The  
3 variations in atmospheric thickness are caused by a release of mostly H<sub>2</sub> plus CO (minor H<sub>2</sub>O)  
4 in the reduced state, and H<sub>2</sub>O plus CO<sub>2</sub> under oxidised conditions (Ortenzi 2020). After 4.5 Gyr  
5 of mantle convection, the corresponding outgassed atmospheres show that in the reducing  
6 scenario the atmospheric thickness is greater and the pressure at the surface is lower compared  
7 to those in oxidised atmospheres (Ortenzi et al., 2020). In conclusion, the simulated  
8 atmospheres are affected by the oxygen fugacity of the mantle in terms of both composition and  
9 radial extent. There is thus a link between the redox state of a planetary interior and its  
10 atmospheric properties which could be used to help interpret present day and future exoplanet  
11 observations.

12  
13

14 **Figure 18.** Atmospheric thickness versus planet radii and corresponding planet mass in Earth  
15 masses after 4.5 Gyr mantle convection and degassing. Each dot represents a simulation with  
16 different initial parameters comprising volatile and radioactive heat source contents of the  
17 mantle (see Ortenzi et al 2020 for details). The plot shows that under reducing conditions (IW)  
18 the atmospheric thickness is greater than that of the oxidising (QFM) cases.

19  
20

#### 21 6c. Mantle redox state and the lower mantle oxygen pump

22 How does the oxygen fugacity of planetary mantles vary throughout the solar system and are  
23 there identifiable trends and common processes? Figure 6 shows a vast range of  $fO_2$  in the solar  
24 system, with Mercury's mantle being the most reduced and planet Earth being the most  
25 oxidized. Venus, if volcanic outgassing of SO<sub>2</sub> is confirmed by future remote measurements of  
26 its atmosphere (Marcq et al., 2013; Encrenaz et al., 2019), may well also be oxidized to some  
27 degree. Mars lies in between the two end members, with Vesta probably similar to Mars (Herd  
28 et al. 2008; Righter et al., 2016). Despite the limited number of samples and observations on

1 these objects, this description indicates that smaller bodies may have more reduced mantles  
2 than larger bodies. How could this come about? The most accepted scenario for this is that the  
3 lower mantle and the transition zone contain minerals that can integrate a lot of ferric iron with  
4 respect to the minerals of upper mantle, in which ferric iron is rare. The process by which ferric  
5 iron is accommodated in perovskite and in minerals of the transition zone is named  
6 disproportionation (Frost and McCammon 2008):  $3 \text{Fe}^{2+} = \text{Fe}^{\circ} + 2 \text{Fe}^{3+}$ . This process allows a  
7 large amount of ferric iron to be accommodated even at highly reduced conditions in the deep  
8 mantle while, under otherwise similar conditions, the upper mantle contains only ferrous iron.  
9 This implies that as the planet grows by accretion, it begins with a mantle which is only  
10 composed of Earth's upper mantle mineralogy (dominated by olivine). It is therefore poor in  
11 ferric iron. Once it reaches a given size and is able to develop a transition zone and a lower  
12 mantle, it can produce ferric iron from ferrous iron following the disproportionation reaction  
13 mentioned above. Once convection sets in, it allows the ferric-iron-rich material to mix with  
14 the upper mantle, which triggers an increase in the ferric iron content of the upper mantle. The  
15 transition zone and lower mantle is suggested to act as an oxygen pump (Frost et al., 2004;  
16 Wade and Wood, 2005) affecting the oxygen fugacity of the upper mantle of large planets,  
17 while small planets would remain unaffected by this process. In order to be efficient, this  
18 process relies on getting rid of the metal iron ( $\text{Fe}^{\circ}$ ) produced by the disproportionation reaction,  
19 by having it sink, at least partly, into the core in order to leave behind an oxygen enriched  
20 mantle. It should be noted that the amount of oxygen the upper mantle needs to gain to evolve  
21 from IW (eg. Mars) to IW +4 (Earth) is very small, making the overall process feasible.

22 The lower mantle oxygen pump (Frost et al., 2004; Wade and Wood, 2005) remains the only  
23 sound hypothesis relating the size of a planetary body and the redox state of its mantle. This  
24 hypothesis implicitly distinguishes small planets without lower mantle (reduced) from large  
25 planets with a lower mantle (oxidized). It does not conflict with existing data and can be used

1 to make predictions for planets like Venus, which should have an oxidized mantle like that of  
2 the Earth. Spatial observations have revealed large rocky exoplanets, well exceeding Earth's  
3 size. This implies that they must have grown a huge lower mantle, possibly maximizing its  
4 functioning as the oxygen pump. Would we then expect these planetary mantles to be much  
5 more oxidized than Earth's one? If convection is able to mix the mantles, the answer is yes. The  
6 implication is that mantle outgassing on these planets must produce an abundance of oxidized  
7 gases, dominated by SO<sub>2</sub> and possibly containing trace amounts of O<sub>2</sub>. The production of such  
8 gases has never been demonstrated, but it is theoretically possible from oxidized magma  
9 degassing SO<sub>2</sub>. In such melts, the form of oxidized S in the magma is SO<sub>3</sub>. Upon degassing,  
10 these oxidized magmas react as follows:



12 Degassing of (oxidized) sulfur therefore causes an increase in magmatic fO<sub>2</sub> (see Gaillard et al.,  
13 2015). The stability of O<sub>2</sub> (supposedly produced from reaction 13) depends on the presence of  
14 other redox sensitive elements. In a magmatic environment, only iron can be expected to  
15 consume O<sub>2</sub>. It is therefore possible that oxidized magma with a low iron content and containing  
16 SO<sub>3</sub> could outgas a mixture containing appreciable fractions of O<sub>2</sub>, eg. X<sub>O<sub>2</sub></sub>>10<sup>-4</sup>.

17 6d. The importance of mantle oxygen fugacity in carbon outgassing and O<sub>2</sub> production  
18 The oxygen pump involves chemical processes occurring at great depth in the mantle (>400  
19 km). The regions where partial melting and basalt production occur are much shallower (figure  
20 5), typically in the range of 50-200 km depth. In this "shallow" mantle, carbon is believed to  
21 play an important role in controlling fO<sub>2</sub> during melting via the equilibrium:



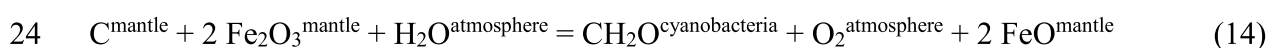
23 This equilibrium process operates for a mantle oxygen fugacity in the range FMQ-5/FMQ-1.5  
24 (Rorhbach and Schmidt, 2011; Stagno et al, 2013; Hirschman and Withers 2008; Righter et al.,



1 2008; Li et al. 2015). Moreover, it tells us that if there is enough ferric iron in the solid peridotite,  
2 basaltic melts can efficiently take up CO<sub>2</sub> during mantle melting. Otherwise, the abundance of  
3 ferric iron in the mantle may limit the outgassing of CO<sub>2</sub>. This process it thought to operate in  
4 the Earth's mantle by some researchers (Holloway, 1992; Stagno et al. 2013), although the fO<sub>2</sub>  
5 of most basalts reaching the surface is close to, or higher than, FMQ. Furthermore, this  
6 equilibrium is shifted to the right as pressure decreases, in other words mantle fO<sub>2</sub> must decrease  
7 as pressure or depth increases. This scenario is well accepted in the community and it must have  
8 implications regarding the secular evolution of mantle fO<sub>2</sub> (ie. Gaillard et al., 2015), though the  
9 geochemical proxies so far used have not reached firm conclusions on the possible variations  
10 of the Earth's upper mantle oxidation state (Canil, 1997; Delano, 2001; Li and Lee, 2004; Berry  
11 et al., 2008; Keller and Schoene 2012; Yang et al., 2014; Aulbach and Stagno 2016).

12 In mantle which is more reduced than that of Earth, such as Mars, it has also been suggested  
13 that carbon acts as a redox buffer (Righter et al., 2008). The C-rich mantle nature revealed by  
14 Ureilites is thought to come from large planetary bodies, where carbon redox buffering and  
15 smelting may be important processes (Barrat et al., 2017). Carbon may play an important role  
16 in buffering mantle fO<sub>2</sub>, but in turn, the ferric iron-rich mantle must enhance the outgassing of  
17 the mantle C as CO<sub>2</sub>.

18 The outgassing of mantle CO<sub>2</sub> has long been linked to the deployment of cyanobacteria and  
19 photosynthesis (Holland, 2002). It is accepted that ~ 80 % of the outgassed mantle CO<sub>2</sub> is taken  
20 up by continental weathering and ultimately yields carbonate precipitation in seawaters  
21 (Holland, 2002). The remaining 20% is used directly by cyanobacteria to produce O<sub>2</sub> (Holland,  
22 2002). Adding the photosynthesis reaction to eq. (14) reveals a global process linking mantle  
23 fO<sub>2</sub> (or ferric iron contents) and the appearance of O<sub>2</sub> in the atmosphere:



1 Of course, this is a simplification since other multivalent elements play a role here (eg. sulfur  
2 and nitrogen, Holland, 2002; Lyons and Gill, 2009; Gaillard et al., 2011; Wordsworth, 2016)  
3 and we note that only 20% of the outgassed C is involved in photosynthesis, while the remaining  
4 80% is directly taken up by continental weathering. From eq (14), we can conclude that  
5 planetary mantle which does not contain enough  $\text{Fe}_2\text{O}_3$ , or C, or is unable to outgas  $\text{H}_2\text{O}$ , could  
6 not evolve photosynthesis.

7 Many workers have tried to link the Great Oxidation Event (the appearance of  $\text{O}_2$  in the Earth's  
8 atmosphere, 2.5 Ga, Holland, 2002) to a change in the ferric iron content of the mantle (Kasting  
9 et al., 1993; Aulbach and Stagno 2016; Audrault et al., 2018) or a change in the C  
10 outgassing/ingassing rates (Eguchi et al., 2019). All these mechanisms involve changes in  
11 mantle source processes. While a change in tectonic style (ie. mantle temperatures, crustal  
12 production) may have marked the late Archean (Keller and Schoene, 2012; Tang et al., 2016;  
13 Audrault et al., 2018), there is no clear change in mantle  $f\text{O}_2$  at 2.5 Ga (Keller and Schoene,  
14 2012) and the large uncertainties/heterogeneities in published estimations cast doubts on certain  
15 claims made (eg. Keller and Schoene, 2012 vs. Aulbach and Stagno, 2016). Enhanced  $\text{CO}_2$   
16 degassing via recycling of oceanic carbonates at subduction zones could represent a mechanism  
17 which would have boosted photosynthesis without requiring an increase in mantle ferric iron  
18 (Eguchi et al., 2019). It may also match the geodynamic changes of the late Archean if one  
19 accepts that this period marks the onset of subduction (eg. Tang et al., 2016). Two alternative  
20 models consider the  $\text{O}_2$  sinks rather than the sources. Gaillard et al. (2011) suggested that the  
21 enhanced outgassing of  $\text{SO}_2$  in the late Archean (recorded by mass-independent fractionation  
22 of sulfur; see Holland, 2002) was caused by the emergence of continental surfaces (subaerial  
23 volcanism). This would have triggered the onset of sulfate reduction processes. In turn, this  
24 would have permitted the cyanobacteria-produced  $\text{O}_2$  to invade the atmosphere instead of being  
25 titrated by iron at hydrothermal vents. Overall, the appearance of  $\text{O}_2$  in the atmosphere would

1 have accompanied the disappearance of banded iron formations and their replacement by  
2 massive sulphide deposits (Gaillard et al., 2011). Sulfate reduction also involves the seafloor  
3 oxidation of organic carbon (into CO<sub>2</sub>) and the burial of pyrites (Lyons and Gill, 2009). This  
4 sulfur-outgassing scenario matches geochemical records in sediments of the late Archean  
5 (Olson et al., 2019). Another O<sub>2</sub> sink model involves the transition from mafic (ie. basaltic) to  
6 felsic (granitic) crust marking the late Archean (Smit and Metzger, 2017). In this model, the Fe-  
7 rich basaltic crust consumes O<sub>2</sub> by a variety of weathering processes. The emergence of the Fe-  
8 poor felsic crust at the end of the Archean (Tang et al., 2016) reduced the O<sub>2</sub>-sink effect of the  
9 basaltic crust, which overall, facilitated the accumulation of O<sub>2</sub> in the atmosphere. It is worth  
10 mentioning here that the rate of CO<sub>2</sub> uptake by continental weathering and marine carbonate  
11 precipitation (see eq. 14) is much less marked on felsic than on basaltic crust. Consequently,  
12 the appearance of a felsic crust should also be accompanied by an accumulation of CO<sub>2</sub> in the  
13 atmosphere, therefore enhancing photosynthesis and O<sub>2</sub> production.

14 The debate over the trigger of Great Oxidation Event is far from finished. Future modelling will  
15 probably connect changes in the planetary interior to biogeochemical surficial models (eg.  
16 Ozaki et al., 2019). There is an underlying link between mantle and crustal geodynamics, mantle  
17 oxidation state, carbon and sulfur outgassing and photosynthetic activity. All in all, the change  
18 in mantle temperature regime (linked to a shift in the global geodynamic styles) which marked  
19 the end of the Archean (3-2.5 Ga, Keller and Schoene, 2012; Tang et al., 2016; Aulbach and  
20 Stagno, 2016; Audrault et al., 2018) may have been the trigger for surficial biogeochemical  
21 changes (Gaillard et al., 2011; Smit and Metzger, 2017; Olson et al., 2019; Ozaki, K. et al,  
22 2019). However, the link between the planetary interior and surficial processes remains unclear.

## 23 7. Plate tectonics and volatile fluxes from mantle to surface and vice versa

24  
25 The C-H-O-N-S elements were initially distributed after the magma ocean stage between the  
26 various geochemical reservoirs and then likely redistributed between the Earth's interior and

1 surface throughout the Earth's history via geodynamic mass transfer. The volatile geodynamic  
2 cycles on Earth involve a chain of processes which we first touched on in the introduction  
3 (figure 1): 1) the mantle volatile endowment determining mantle rheology, plate-like behaviour  
4 of the lithosphere, rock melting temperatures and outgassing volumes; 2) chemical reactions at  
5 the surface (e.g. carbonate formation; serpentinization; sulfate reduction); 3) atmosphere  
6 volatile losses (either sinks at the surface or losses to space); and 4) crustal evolution and erosion  
7 (influencing sediment production and evolution of plate tectonics). Finally, plate tectonics links  
8 all these processes by operating/modifying the mass transfers between surficial and deep  
9 geochemical reservoirs.

#### 10 7a. Magmatic outgassing in the presence or absence of plate tectonics

11 It is not easy to estimate the exact influence of plate tectonics on volatile outgassing fluxes and  
12 to predict/compare fluxes for a hypothetical Earth stagnant-lid planet. Our two neighbour  
13 planets (Mars and Venus) are both in the stagnant-lid mode (though plate tectonics on Venus  
14 has been discussed, eg. Schubert and Sandwell, 1995) and show no signs of subduction or other  
15 recycling zones, though the surface of Venus is in general rather young and there are no  
16 observable traces of the planet's history beyond about 1 Gyr at the surface. Still, present-day  
17 volcanic activity seems to be much stronger on Earth than on Venus (Smrekar et al., 2010),  
18 while Mars has been volcanically inactive in its younger past (Hauber et al., 2011). On the other  
19 hand, plate tectonics includes the subduction of cold surface material into the mantle, and  
20 therefore cools the mantle much more efficiently than in a stagnant-lid scenario (Breuer, 2009).  
21 Based on the mantle temperature, one would therefore expect deeper volcanic activity for a  
22 stagnant-lid planet than for a planet experiencing plate tectonics, which is at odds with the  
23 comparative observations of the Earth, Venus and Mars. The explanation lies within the  
24 material that is subducted back into the mantle. Figure 19 (calculated using the code of Noack  
25 et al., 2014; see also Noack et al., 2016) shows the comparative evolution of the inner mantle  
26 temperature as well as the crust production rate for **three** different cases. In the stagnant-lid

1 scenario, the mantle temperature increases due to radiogenic heating in the mantle and cooling  
2 from the core, but crust production is limited due to the thick lithosphere that forms, separating  
3 the mantle (and melt region) from the surface. For the plate tectonics case, it is assumed from  
4 the beginning of the simulation (i.e. 4.5 Ga) that efficient subduction dominates the entire  
5 surface. In this scenario, crust does not stay at the surface, but is always immediately recycled  
6 into the mantle. This leads to an efficient refertilization of the mantle and an enhanced  
7 convection rate implying continuous, strong volcanic activity. Similarly, we investigate a model  
8 where we assume that the mantle is efficiently hydrated by the subduction of wet oceanic crust.  
9 In that case, the mantle convects more vigorously and the melting temperature of hydrated rocks  
10 is reduced, **leading to strong volcanic activity especially in the first few hundred Myrs, where**  
11 **latent heat is consumed upon melting resulting in an even colder mantle than for the dry plate**  
12 **tectonics case.**

13 This simple example shows that even though plate tectonics leads to much cooler mantles than  
14 observed for a stagnant-lid planet, continuous melting will still be much higher at all times.  
15 **Melting can also efficiently cool the mantle, as observed in the beginning of the plate tectonics**  
16 **cases as well as during the main melt-production phase observed in the stagnant-lid case.** The  
17 observed cases here are end-member scenarios where either the entire surface is stagnant or the  
18 entire surface actively recycles into the mantle (which are the only two scenarios that can be  
19 investigated with the simple 1D thermal evolution model used here). On Earth, a large part of  
20 the surface (the continental crust and a large portion of the oceanic crust) is stagnant and not  
21 (immediately) recycled back into the mantle. Earth's present-day crust production rate is  
22 therefore in-between these two end-member scenarios.

23  
24 **Figure 19.** Average mantle temperature and crust production rates calculated over time with a  
25 1D thermal evolution model (Noack et al., 2016) applied to an Earth-size planet assuming either

1 a stagnant-lid scenario (SL, red), a plate-tectonics scenario without (PT, blue) or with hydration  
2 effect on the mantle (PT wet, blue dashed).

3  
4

#### 5 7b. Planetary size controls on magmatic outgassing

6 Here the focus is the degassing volume and the influence of the planetary mass on the amount  
7 of outgassed species and the implications for the atmospheres formed. The planet size affects a  
8 variety of aspects during the volatile pathway from the mantle to the atmosphere, starting from  
9 melt production and mantle convection to the final atmospheric thickness and composition. In  
10 general, an increase in planet size produces an increase in surface gravitational acceleration and  
11 in the pressure gradient within the mantle. The consequence is that the solidus temperature of  
12 the mantle is shifted to higher values and the production of melt is reduced or absent compared  
13 to that at lower pressures. Furthermore, higher values of the pressure gradient lead to a higher  
14 mantle viscosity causing a less intense mantle convection, which has a negative impact on the  
15 final outgassing volume. On the other hand, a more massive planet has a larger reservoir of  
16 volatiles and radioactive heat sources that facilitate melt production in the mantle. Thus,  
17 considering 4.5 Gyr of mantle convection and cumulative outgassing (Noack et al., 2017, Dorn  
18 et al., 2018, Ortenzi et al., 2020), melt production and volatile outgassing is favoured for planets  
19 within the range of 2-4 Earth masses ( $M_E$ ) for stagnant-lid rocky planets. As shown in Figure  
20 20, outgassing is most efficient below a threshold of 4  $M_E$ . The redox state drives the  
21 composition of the outgassed atmospheres and both in reducing or oxidising conditions the  
22 pressure at the surface is highest for 2-4  $M_E$ . Above 4  $M_E$ , outgassing becomes weaker, which  
23 is reflected by a decreasing atmospheric pressure. For cases with high degassing rates, another  
24 factor to consider is that increased atmospheric pressure also increases the solubility threshold  
25 that the volatiles need to cross to outgas. However, within the 2 and 4  $M_E$  range, the volatile  
26 content of the melt remains high enough to produce outgassing.

1 **Figure 20.** Atmospheric thickness and partial pressure of outgassed volatiles for different  
2 mantle redox states and volatile contents. The three cases correspond to different mantle volatile  
3 contents in ppm as follows (in wt%): dry case is for 0.005<sup>a</sup> of H<sub>2</sub>O and 0.018 of CO<sub>2</sub>, low water  
4 content is for 0.015 of H<sub>2</sub>O and 0.0022 of CO<sub>2</sub>, and high water content is for 0.045 of H<sub>2</sub>O and  
5 0.005 of CO<sub>2</sub> (data from Elkins Tanton 2008 . <sup>a</sup>Here this is considered a very small fraction of  
6 water). Figure adapted from Ortenzi et al. 2020.

7  
8  
9 7c. C-H-O-N-S fluxes at subduction

10 As shown in Figure 15, subduction transports volatiles (bound into hydrated rocks and  
11 sediments as well as carbonates) back down into the mantle. At different depths, these minerals  
12 may become unstable, releasing volatiles into the near-surface mantle and mantle wedge.  
13 Hydrated mantle rocks start to melt at much lower temperatures than dry rock (Katz et al.,  
14 2003), so plate tectonics triggers strong volcanic activity. Most of the volatiles that were  
15 transported into the mantle during subduction are thus brought directly back to the surface by  
16 volcanic activity, leading to a near-surface, shallow volatile cycle (Wallace, 2005). The net  
17 influx of volatiles into the mantle crucially depends on the mineral destabilization and remelting  
18 processes in the mantle wedge.

19 It is not clear if burial and subduction of carbon leads to net sequestration of carbon, or if carbon  
20 is in general remobilized and returned to the surface (Kelemen and Manning, 2016). The  
21 efficiency of carbon recycling influences the deep carbon cycle of Earth (e.g., Dasgupta, 2013;  
22 Orcutt et al., 2019). The subduction of carbon is highly dependent on surface chemical  
23 reactions. At the present day, carbonates are formed at the Earth's surface mainly by the carbon-  
24 silicate cycle. Carbonic acid forms from carbon dioxide reacting with water. Silicate weathering  
25 on continents leads to the formation of calcium cations (Ca<sup>2+</sup>), which are consumed by oceanic  
26 carbonate precipitation which creates carbonates. This silicate weathering reaction, of  
27 extracting carbon from the atmosphere and converting it into sediments, can be expressed  
28 simply as the Urey reaction, assuming the availability of water as a catalyst (see e.g. Kasting et  
29 al., 1993):



2 Carbon can then be recycled to the interior in the form of carbonates. Before the rise of  
3 continents, seafloor weathering would be expected to be the dominant carbonate formation  
4 process. A simple formula for the efficiency of the process was derived based on temperature  
5 and atmospheric partial pressure  $P_{\text{CO}_2}$  (Brady and Gislason, 1997). Using this approach, simple  
6 estimates show that at least during the early Earth stages, seafloor weathering would have been  
7 an important mechanism for extracting carbon from the oceans and hence from the atmosphere  
8 (Sleep and Zahnle, 2001; Foley, 2015). In a more recent study, Krissansen-Totton and Catling  
9 (2017) developed a more sophisticated seafloor-weathering model incorporating the  
10 dependence on ocean chemistry using pH- and temperature-dependent kinetics based on  
11 laboratory and empirical studies. They found that already 100 Myr ago, the efficiency of  
12 seafloor weathering would have been almost comparable to continental weathering.

13 Water return fluxes into the mantle depend on various factors such as thickness of sedimentary  
14 layer, igneous crust alteration, temperature in the mantle wedge and serpentinisation reactions  
15 (Parai and Mukhopadhyay 2012; Höning et al., 2012; Schmidt and Poli 1998; Li and Lee 2006),  
16 which are not very well constrained for the present-day, and not at all for early Earth conditions.  
17 Parai and Mukhopadhyay (2012) estimated the average water return flux to correspond to 2-5%  
18 serpentinisation in 10 km of global lithospheric mantle, which would lead to a net intake of  
19 water into the mantle. Other geochemical estimates indicate that the subducted water goes back  
20 to arcs (Wallace, 2005). Höning et al. (2012) conducted numerical models on the subduction of  
21 water including shallow and deep water release from the subducting slab due to shallow  
22 dewatering of sediments, compaction and bending of the oceanic crust, dehydration by  
23 metamorphic reactions and finally destabilization of hydrous minerals such as amphiboles and  
24 serpentines. They coupled the water fluxes with the feedback of volatiles on convective  
25 behaviour and found a self-regulating system leading to almost steady-state water



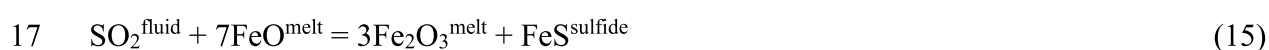
1 concentrations in the mantle and ocean thickness. Water transport into the Earth's mantle seems  
2 to be possible to depths of at least 100 km as suggested from seismic evidence (e.g., Kawakatsu  
3 and Watada 2007) or maybe even deeper. However, there is a still on-going debate as to the  
4 current mantle water concentrations (especially in the transition zone; Karato, 2011; Houser,  
5 2016), both inherited from the magma ocean phase (Elkins-Tanton, 2008) and their evolution  
6 during the Hadean and Archean aeons.

7 Plate-tectonics, as it occurs on present day Earth, may not have been possible in the early  
8 Archean (Davies, 1992), or possibly by flat subduction (that is to say, subduction of lithosphere  
9 into the mantle at a low angle, see van Hunen and Moyen, 2012). However, other recycling  
10 processes such as for example sagduction of crust and crustal delamination due to formation of  
11 denser minerals such as eclogite (e.g. Rozel et al., 2017) or addition of new crust on top of the  
12 hydrated crust, pushing the hydrated minerals deeper into the mantle (Kamber, 2005), may have  
13 contributed to early Earth's volatile cycles and may have changed the upper mantle's redox  
14 state, which would have influenced outgassing products (e.g., Mikhail and Sverjenky, 2014;  
15 Yang et al., 2014).

16 In general, subduction of volatiles and oxidized material into the mantle can affect the redox  
17 state and hence the speciation of gases during arc outgassing. The relationship between  
18 subduction and oxidation of the mantle wedge is still under discussion.

19 During the subduction process, oxidised components are transported with the slab into the  
20 mantle. Hydrothermal alteration of ferrous iron ( $\text{Fe}^{2+}$ ) in olivine ( $\text{Fe}_2\text{SiO}_4$ ) in the oceanic crust  
21 occurs at low temperatures (200-350 °C) and produces magnetite ( $\text{Fe}_3\text{O}_4$ ) containing ferric iron  
22 ( $\text{Fe}^{3+}$ ). This essentially increases the local oxidation state (Lecuyer and Ricard 1999, Shanks et  
23 al., 1981). The subduction of oxidised volatile species is another important aspect for the redox  
24 evolution of the upper mantle. Kelley and Cottrell (2009) analysed the oxidation state of  
25 undegassed basaltic samples that are representative of different plate tectonic settings (e.g.

1 MORB or back-arc basin basalts). They show that the oxygen fugacity increases linearly with  
2 water content. This result would indicate that water subducted into the upper mantle would lead  
3 to a more oxidized mantle. However, it has been suggested that H<sub>2</sub>O is not directly linked to a  
4 higher oxidation level of the Earth's upper mantle (Hirschmann, 2009; Gaillard et al., 2015).  
5 For the present-day level of oxygen fugacity, water is a stable oxidised volatile (together with  
6 CO<sub>2</sub>) down to 5 GPa and therefore it is not expected to affect the redox state of the upper mantle  
7 (Frost and McCammon 2008). However, as a possible explanation for the linear increase in  
8 oxidation with water content, Kelley and Cottrell (2009) suggested that water released from the  
9 subducting slab into the mantle wedge might partly dissociate into H<sub>2</sub> and O. Removal of H<sub>2</sub>  
10 from the mantle would then lead to an increase in oxygen fugacity, which would become  
11 significant if H<sub>2</sub>O was introduced into the mantle wedge at subduction zones in large quantities  
12 (ie. high water/rock ratio). Alternative scenarios suggest that sulfur may be the oxidizing  
13 element in the mantle wedge (Metrich et al., 1999; Prouteau and Scaillet, 2012; Alt et al. 2012;  
14 Gaillard et al 2015). Most likely, SO<sub>2</sub> released from the subducting slabs reacts upon ascent  
15 through the mantle wedge with ferrous iron and raises the fO<sub>2</sub> via the reaction (Alt et al., 2012;  
16 Gaillard et al. 2015):



18 However, this reaction can only operate once a significant amount of sulfur has been produced  
19 on the seafloor before being subducted (Alt et al., 2012). It should be noted that the Archean  
20 ocean is believed to have been sulphur-poor, and that the water at the depth of the seafloor was  
21 probably euxinic for most of the Earth's history (Stolper and Bucholz, 2019). A recent  
22 geochemical survey suggests that the most ancient subduction magmas were not that oxidized  
23 and that it was only when seafloor processes became significantly oxidizing that arc-magmas,  
24 in turns, became significantly oxidized (Stolper and Bucholz, 2019). Based on various redox

1 proxies, Stolper and Bucholz (2019) suggested that arc-magmas became more oxidized 400–  
2 800 Ma.

### 3 4 7d. Subduction and secular evolution of mantle $fO_2$

5 The exact influence of subduction on the mantle redox state is still strongly debated, but as  
6 summarized above, several links exist between the oxidation state of the mantle and subduction  
7 of volatiles as well as oxidized minerals, leading to the conclusion that plate tectonics plays a  
8 key role in the geodynamic redox evolution of a rocky mantle. Has subduction modified the  
9 global mantle volatile contents and oxidation state? If the Stolper and Bucholz (2019) model is  
10 correct, and subduction only recently became efficient in terms of redox transfers, the answer  
11 is clearly that it is not likely to have had much effect. The oxygen fugacity of the uppermost  
12 mantle seems to have remained unchanged from about 3.9 Gyr ago (Canil, 1997; Delano, 2001),  
13 which corroborates Stolper and Bucholz's proposal. But these conclusions are disputed by  
14 Aulbach and Stagno (2016) and one must recognize that there are still large uncertainties for  
15 the oxidation state of the Archean mantle, partly because of sampling issues (Aulbach and  
16 Stagno, 2016). During the Hadean aeon, for which we only have zircon crystals as redox proxy,  
17 the Earth's mantle may have been more reduced (Yang et al., 2014), though Trail et al. (2011)  
18 suggested a constant mantle  $fO_2$  based on analyses of zircons dating back to 4.4 Gyrs.

19 Overall, the issue remains controversial and it has not been proven that subduction could have  
20 modified the oxidation state of the whole mantle. Oxidizing seafloor processes seem too recent  
21 to have affected the mass and the buffering capacity of the mantle. In addition, the difference  
22 in mantle  $fO_2$  between Arc magmas and MORBs is not that large (table 2). Finally, enriched  
23 MORBs that possibly correspond to recycled subducted slabs are not more oxidized than more  
24 depleted (normal) MORBs (Cottrell and Kelley, 2013). If it is confirmed that 4.5 Ga redox  
25 geodynamics of planet Earth have not significantly affected the mantle oxidation state, then the  
26 cooling, outgassing, mixing and crystallization of the magma ocean seems to be next focus for

1 research efforts in order to identify these possible redox fluctuations of the mantle from the  
2 stage of core formation.

3  
4 7e. No subduction, no recycling, runaway drying of planetary surfaces?  
5 In the absence of plate tectonics, the surficial waters and other volatiles (CO<sub>2</sub>, SO<sub>2</sub>) would still  
6 react with the lithosphere via seafloor processes producing hydrothermal deposits. The  
7 difference is that these volatiles would not be returned to the atmosphere by arc-volcanoes. We  
8 present here a simple consequence of the absence of return processes linked to plate tectonics  
9 that should be tested in future research.

10 Where (ie. at what depth) does hydrothermal reaction and volatile deposition in the lithosphere  
11 stop? On Earth, serpentinitisation cannot occur at temperatures exceeding 350-400°C (Alt, 1995),  
12 which is <25 km depth for most oceanic lithosphere. The reason for this is the location of the  
13 1300°C isotherm at ca 100 km in the oceanic basin (McKenzies et al., 2005). In contrast, in the  
14 absence of plate tectonics, a thick stagnant lid with a slow temperature increase with depth (eg.  
15 Plesa et al., 2018) allows for serpentinitization to occur at higher depths. This implies that,  
16 depending on the surficial water volume, oceans situated above a stagnant lid may well dry out  
17 by lithospheric suction caused by serpentinitisation and other types of hydrothermal deposits  
18 affecting the fluids (eg. Alt, 1995). This must also cause an increase in water salinity, possibly  
19 creating brines, as recently proposed (Debure et al., 2019). If this process is not compensated  
20 by subduction which releases the hydrothermal C-H-O-S deposits via arc magmatism, it seems  
21 inevitable that the surficial volatile inventory would be reduced with time and cooling of the  
22 lid. The S-Cl-rich deposit on Mars's surface (Keller et al., 2006; Gaillard et al., 2013) and  
23 serpentinitisation processes (Ehlmann et al., 2010) may be partly due to such drying processes.  
24 Subduction, high heat flow in oceanic basins and recycling of the subducted C-H-O-N-S  
25 elements by arc-volcanoes therefore appear to be important steps in maintaining the surficial

1 reservoir of volatiles and sustaining (if not enhancing) volatile fluxes between the deep and  
2 surficial reservoirs.

3

#### 4 8. Take-home messages & perspectives

5 The C-H-O-N-S elements are considered to as volatiles and as such, they should preferentially  
6 partition into the atmosphere. However, we have seen here that they can be siderophile,  
7 refractory, chalcophile, magmatophile, or atmophile depending on the prevailing oxygen  
8 fugacity and pressure. Figure 21 summarizes these changes in behaviour as a function of  $fO_2$ .  
9 The magma ocean and post-magma ocean magmatic stages for some planets are also shown in  
10 this figure.

11 Because of this diversity of behaviour, which is essentially controlled by oxygen fugacity, we  
12 conclude that the largest reservoirs of C-H-O-N-S elements are likely to be the core and the  
13 mantle. The C-H-O-N-S distribution in the mantle is probably heterogeneous (Le Voyer et al.,  
14 2016; Marty 2012; Miller et al., 2019) with some regions of the lower mantle being rich to very  
15 rich, while the upper mantle is overall depleted in most of these elements. The surface  
16 (crust+atmosphere) is rich in C-H-O-N-S, but it actually constitutes the smallest reservoir on a  
17 planetary scale, at least for the Earth. Can this be applied elsewhere as a planetary rule? The  
18 processes that control the surficial vs. deep distribution of the C-H-O-N-S elements and how  
19 they change through time and from planet to planet is a rich and complex subject. To answer  
20 this question will require new geochemical data and the construction of internally consistent  
21 models allowing intra/extrapolation. These models should help us develop the evolutive  
22 pipeline, as illustrated in figure 6b. The community in this field is currently working hard on  
23 these topics.

24

25 **Figure 21.** The behaviour of C-H-O-N-S elements in magmatic systems as a function of oxygen  
26 fugacity expressed in log-units relative to the iron – wustite buffer (IW, see figure 6). The  $fO_2$

1 domains of planetary magma oceans and those of the present-day mantle of Mercury, Mars and  
2 Earth are indicated. This summary figure illustrates the diverse behaviour of the C-H-O-N-S  
3 elements (plus noble gases), as  $fO_2$  varies. Some elements (sulfur and nitrogen) become  
4 increasingly magmatophile (ie. less siderophile) as conditions becomes more reducing. This is  
5 because they are soluble in silicate melts as anions. Carbon, in contrast, becomes increasingly  
6 siderophile as  $fO_2$  is reduced. This variety of behaviour implies that the ratio of C-H-O-N-S  
7 elements to noble gases must change with  $fO_2$ , and should be used to guide future interpretations  
8 of geochemical data on the chemical diversity planetary fluids.

9

10 As an indirect consequence of the  $fO_2$ -dependant behaviour of the C-H-O-N-S elements, the  
11 composition and the speciation of the outgassed magmatic phases changes significantly in the  
12 P- $fO_2$  parameter space. Figure 22 provides a schematic drawing of the composition of the  
13 equilibrium magmatic gas mixture. It demonstrates how changes in the size of a planet may  
14 affect the P- $fO_2$  conditions of outgassing. This figure illustrates the diversity of volcanic  
15 outgassing, ranging from dry  $CH_4$  worlds to sulphur-rich water worlds. Note that very reduced  
16 conditions should suppress the degassing of S and N, which become magmatophile (as shown  
17 in figure 21). Very oxidized magmatism, on the other hand, would produce an  $SO_2$ -rich mixture,  
18 with the possibility of trace amounts of  $O_2$  being directly outgassed from Fe-poor, S-rich  
19 oxidized magma. In principle, this diversity can be related to physical parameters such as the  
20 planetary size.

21

22 **Figure 22.** Hand-drawing of the range of magmatic atmospheres that can be generated by the  
23 degassing of a planet at different redox states and atmospheric pressure. Two types of Magmatic  
24 Pipeline are found in planetary systems: the magma ocean and post magma ocean volcanic  
25 degassing (from plumes & arcs).

26

27 In addition to the chemical controls on mantle melting and outgassing, the style of convection,  
28 ie. plate tectonics vs. stagnant lid, have a first order impact on the fluxes of C-H-O-N-S elements  
29 between the surface and deep geochemical reservoirs. Plate tectonics make global mantle  
30 convection much more efficient resulting in enhanced mantle melting by decompression, and  
31 therefore enhanced outgassing. This also results in thinning of the oceanic lithosphere, which

1 limits the depth of hydrothermal C-H-O-N-S deposits. Finally, most of the C-H-O-N-S deposits  
2 can be reintroduced into the atmosphere via arc-volcanoes, which at present-day inject the most  
3 oxidizing magmatic volatiles in the atmosphere. Therefore, plate tectonics greatly increase the  
4 mass of C-H-O-N-S being outgassed in addition to sustaining the fluxes and the availability of  
5 these elements for atmospheric processes.

6 Finally, the topic of mantle degassing has been historically addressed using noble gases. These  
7 gases do indeed have a great affinity for the gas phase, and display no chemical reactivity,  
8 making them insensitive to  $fO_2$  conditions during magmatic processes. Future research should  
9 therefore consider a simultaneous treatment of noble gases and the C-H-O-N-S elements during  
10 the various differentiation stages. There is a further class of volatiles which have not been  
11 looked at in this review: the halogens (F, Cl, I, Br). Seawater on Earth is salty and evidence for  
12 a chlorine-rich surface on Mars has long been available (Keller et al., 2006), not to mention the  
13 recent discovery of salt water on Ceres (Raymond et al., 2020). Our knowledge of the behaviour  
14 of these elements in a solar system context (Filiberto and Treinman, 2006) is poor in comparison  
15 to their role and abundance among the planetary suites.

## 16 9. References

- 17  
18 A. Aiuppa, D.R.Baker, J.D. Webster, , *Chemical Geology*, 263, 1-18( 2009)  
19 Aiuppa, A, Gaillard, F, *Volcanic Gases*. *Encyclopedia of Geochemistry*, DOI:10.1007/978-3-  
20 319-39193-9\_239-1 (2016)  
21 F. Albarède, et al., *Meteorit Planet Sci*, 50: 568-577. doi:10.1111/maps.12331 (2015)  
22 F.Albarède, *Nature* 461, 1227–1233 (2009)  
23 C.M.O.D. Alexander, et al., *Space Science Reviews*, 214 (2018)  
24 C.M.O.D. Alexander, et al., *Science* 337, 721–723 (2012)  
25 J.C. Alt, et al., *Earth and Planetary Science Letters* 327, 50–60 (2012)  
26 J.C.Alt, In *Seafloor Hydrothermal Systems: Physical, Chemical, Biological, and Geological*  
27 *Interactions*, ed. SE Humphris, RE Zierenberg, LS Mullineaux, RE Thomson, *Geophys.*  
28 *Monogr. Ser.* 91:85–114. Washington, DC: Am. Geophys. Union (1995)  
29 D. Andrault, et al., *Geochemical Perspective Letters*, 6, 5-10 (2018)

- 1 K. Armstrong, *Science* 365, 903-906, DOI: 10.1126/science.aax8376 (2019)
- 2 L.S. Armstrong, et al., *Geochimica et Cosmochimica Acta* 171, 283-302 (2015)
- 3 Y. Asahara, et al., *Phys. Earth Planet. Inter.* 143–144, 421–432 (2004)
- 4 C. Aubaud, et al., *Earth and Planetary Science Letters* 235 (3-4), 511-527 (2005)
- 5 S. Aulbach, M.Massuyeau, F. Gaillard, *Lithos* 268–271, 364–382 (2017)
- 6 S. Aulbach, V. Stagno, *Geology* 44. 751-754.DOI: <https://doi.org/10.1130/G38070.1> (2016)
- 7 C. Avril, et al., *Meteorit Plant Sci* 48, 1415-1426 (2013)
- 8 D. Baker, R.Morretti, in *Reviews in Mineralogy and Geochemistry* 73 no. 1 167-213 DOI:  
9 10.2138/rmg.2011.73.7. (2011)
- 10 M. D. Ballmer, et al., *Nature Geoscience* 10 (3), 236 (2017)
- 11 J.A. Barrat, , *Earth and Planetary Science Letters*, 478, 143-149 (2017)
- 12 J.A. Barrat, et al., *Geochim. Cosmochim. Acta*, 3839-3852 (2011)
- 13 T.J. Barrett, , et al., *Meteoritics & Planetary Science* 51, 1110-1124 (2016)
- 14 RA. Berner, *The Phanerozoic Carbon Cycle: CO<sub>2</sub> and O<sub>2</sub>*. Oxford university press. (2003)
- 15 A. J. Berry, et al., *Earth Planet. Sci. Lett.* 483, 114–123 (2018).
- 16 A.J. Berry, et al., *Nature* 455, 960-963. DOI: 10.1038/nature07377 (2008)
- 17 J.P. Bibring, et al., *Science*, 312, 400-404 (2006)
- 18 J. Blichert-Toft, et al., *Lithos* 37, pp. 97–111 (1996)
- 19 J. Blundy, et al., *Nature* 349, 321–324 doi:10.1038/349321a0 (1991)
- 20 A. Boujibar, et al., *Earth Planet. Sci. Lett.*, 391, 42-54 (2014)
- 21 P. V. Brady, S. R., Gíslason, *Geochimica et Cosmochimica Acta* 61, 965-973 (1997)
- 22 D. Breuer, in *Solar System. Landolt- Börnstein, New Series VI/4B*. Springer, Berlin,  
23 Heidelberg, 323-344 (2009)
- 24 M. Brounce, et al., *Proc. Nat. Acad. Sci USA* 114, 8997–9002 (2017)
- 25 A. Burgisser, et al., *Computer and Geosciences*, 79, 11-14 (2015)
- 26 M. Burton, et al., In: *Carbon in Earth. Reviews in Mineralogy and Geochemistry* (eds. R. M.  
27 Hazen, A.P. Jones & J. A. Baross), 323–354, Mineralogical Society of America, (2013)
- 28 V. Busigny, et al., *Earth and Planetary Science Letters* 215, 27-42 (2003).
- 29 R. A. Cabral, et al., *Geochem. Geophys. Geosyst.*, 15, 4445– 4467, (2014)  
30 doi:10.1002/2014GC005473.
- 31 D. Canil, *Earth and Planetary Science Letters*, 195, 75-90 (2002)
- 32 D. Canil, *Nature* 389, 842-845 (1997)
- 33 C. Cartier, et al. *Nature Geoscience*. 7. 10.1038/ngeo2195 (2014).
- 34 D.C. Catling, et al., *Astrobiology* 5, 415–438. doi:10.1089/ast.2005.5.415 (2005)



- 1 D.C. Catling, J.F. Kasting, Cambridge University Press. (2017)
- 2 N. Chabot, C.B. Agee, *Geochim. Cosmochim. Acta* 67, 2077-2091 (2003)
- 3 B. Charlier, O. Namur, *Elements*, 15, 9-14 (2019)
- 4 H. Chi, et al., *Geochim. Cosmochim. Acta* 139, 447-471 (2014).
- 5 D.M. Christie et al., *Earth Planetary Science Letters* 79, 397-411 (1986)
- 6 R.N. Clayton et al., *Journal of Geophysical Research* 89, C245-C249 (1984)
- 7 R.N. Clayton, T.K. Mayeda, *Geochim. Cosmochim. Acta* 63, 2089-2104 (1999)
- 8 L.I. Cleeves, et al., *Science* 345, 1590-1593 (2014)
- 9 V. Clesi, et al., *Science Advances* 4, e1701876 (2018)
- 10 C.S. Cockell, et al., 16(1), 89-117, doi: 10.1089/ast.2015.1295. (2016)
- 11 E. Cottrell, K.A. Kelley, *Earth and Planetary Science Letters* 305, 270-278 (2011)
- 12 E. Cottrell, K.A. Kelley, *Science* 340, 1314-1317, (2013)
- 13 C. Dalou, et al., *Geochimica et Cosmochimica Acta* 265, 32-47 (2019a)
- 14 C. Dalou, et al., *Proceedings of the National Academy of Sciences* 116(29), 14485-14494  
15 (2019b)
- 16 L.V. Danyushevsky, et al., *J. Petrol.* 41 (8), 1329-1364 (2000)
- 17 R. Dasgupta, et al., *Geochim. Cosmochim. Acta* 102, 191-212 (2013).
- 18 R. Dasgupta, D.S. Grewal, in *Deep Carbon: Past to Present*, Cambridge University Press. (2019)
- 19 R. Dasgupta, *Reviews in Mineralogy and Geochemistry* 75, 183-229 (2013)
- 20 N. Dauphas, A. Morbidelli, *Treatise on Geochemistry (Second Edition)*, 1-35 DOI:  
21 10.1016/B978-0-08-095975-7.01301-2 (2014)
- 22 N. Dauphas, *Nature* 541, 521-524 (2017)
- 23 G. F. Davies, *Geology*, 20, 963-966 (1992)
- 24 J.M. De Moor, et al., *Earth Planet. Sci. Lett.* 361, 379-390. doi:10.1016/j.epsl.2012.11.006  
25 (2014)
- 26 M. Debure, et al., *Sci Rep* 9, 11720, doi:10.1038/s41598-019-48138-9 (2019)
- 27 V. Dehant, et al., *Space Science Reviews*. DOI: 10.1007/s11214-019-0608-8 (2019)
- 28 J.W. Delano, In *Origins of Life and Evolution of the Biosphere* 31, 311-341(2001)
- 29 S. Ding, et al., *Earth Planet. Sci. Lett.* 409, 157-167 (2015)
- 30 K.E. Donnelly et al., *Earth and Planetary Science Letters* 226 (2004) 347-366
- 31 C. Dorn, et al., *Outgassing on stagnant-lid super-Earths. Astron. Astrophys.* 614, A18 (2018).
- 32 M.J. Drake, *Meteorit. Planet. Sci.* 36, 501-513 (2001)

1 M. S. Duncan, et al., Earth and Planetary Science Letters 466, 115-128.  
2 doi:10.1016/j.epsl.2017.03.008 (2017).

3 M. Edmonds, T. M. Gerlach., *Geology*, 35, 751-754, (2007).

4 C.S. Edwards, B.L. Ehlmann, *Geology*, 43, 863–866. doi: <https://doi.org/10.1130/G36983.1>  
5 (2015).

6 P.H. Edwards, et al., *Meteorit Planet Sci*, 52: 2931-2410. doi:10.1111/maps.12953 (2017)

7 J. Eguchi, et al., *Nat. Geosci.*, 13, 71–76 doi:10.1038/s41561-019-0492-6 (2020)

8 B. L. Ehlmann, et al., *Geophys. Res. Lett.*, 37, L06201, doi:10.1029/2010GL042596 (2010)

9 L.T. Elkins-Tanton, T.L. Grove, *Earth and Planetary Science Letters*, 307, 173-179 (2011)

10 L. T. Elkins-Tanton, *Annu. Rev. Earth Planet. Sci.* 40, 113–39. doi: 10.1146/annurev-earth-  
11 042711-105503 (2012)

12 L. T. Elkins-Tanton, *Earth and Planetary Science Letters* 271.1-4 181-191 (2008).

13 T. Encrenaz, et al., *Astronomy and Astrophysics - A&A*, EDP Sciences, 623, pp.A70 (2019)

14 B. Fegley, L. K. Schaefer, *Treatise on Geochem.*, Chapter 13, 3, (2012)

15 J. Filiberto, A.H. Treiman, *Geology* 37, 1087–1090 (2009).

16 J. Filiberto, et al., in *Volatiles in the Martian crust*, editors Filiberto J. and Schwensen S.P.,  
17 Elsevier, Chapter 2, 13-34 (2019)

18 J. Filiberto, et al., *Meteoritics Planet. Sci.*, doi:10.1111/maps.12680. (2016)

19 T.R. Fischer et al., *PNAS* 117 (16) 8743-8749 (2020).

20 T.P. Fischer, et al., *Science* 297 1154^1157 (2002)

21 M. Foerster, et al., Partitioning of nitrogen during melting and recycling in subduction zones  
22 and the evolution of atmospheric nitrogen. *Chemical Geology*. 525.  
23 10.1016/j.chemgeo.2019.07.042 (2019).

24 B.J. Foley, *The Astrophysical Journal*, 812, 36 (2015)

25 B.R. Frost, Introduction to oxygen fugacity and its petrologic importance. In *Oxide Minerals:*  
26 *Petrologic and Magnetic Significance*, ed. DH Lindsley, *Rev. Mineral.*, 25:1–9. Washington,  
27 DC: Mineral. Soc. Am. 508 pp (1991)

28 D.J. Frost, C. A. McCammon, *Annu. Rev. Earth Planet. Sci.*, 36, 389-420 (2008)

29 D.J. Frost, et al., *Nature*, 428, 409-412 (2004)

30 E. Füri, B. Marty, *Nature geosciences* 8, 515-522 (2015)

31 M. Gaborieau et al. *Chemical Geology* 547, 119646 (2020).

32 C. Ganino, N.T. Arndt, *Geology* 37 (4), 323-326 (2009)

33 F. Gaillard, et al., *Space Science Reviews* 174, 251-300 (2013)

34 F. Gaillard, et al., *Nature* 478, 229 (2011)

- 1 F. Gaillard, F. et al., Chap 7 in Orcutt, B., Daniel, I., & Dasgupta, R. (Eds.). Deep Carbon: Past  
2 to Present. Cambridge: Cambridge University Press. doi:10.1017/9781108677950(2019)
- 3 F. Gaillard, et al., *Chemical Geology*, 418, 217-233 (2015)
- 4 F. Gaillard, B. Scaillet, *Earth and Planetary Science Letters* 403, 307-316 (2014)
- 5 C. Greenwood, et al., *Science Advances* 4, eaao5928 (2018)
- 6 R. Greenwood, et al., *Nature* 435, 916–918 doi:10.1038/nature03612 (2005)
- 7 D.S. Grewal, et al., *Geochimica et Cosmochimica Acta* 251, 87-115 (2019b)
- 8 D.S. Grewal, et al., *Sci. Adv.* 5, eaau3669 (2019b)
- 9 I. Halevy et al., *Science* 318, 1903- doi: 10.1126/science.11470392007 (2007)
- 10 A.N. Halliday, *Geochim. Cosmochim. Acta* 105, 146–171 (2013)
- 11 L.J. Hallis, et al., *Science* 350, 795–797 (2015)
- 12 T. Hammouda, S. Keshav *Chem. Geol.* 418, 171–188 (2015)
- 13 JJ. Hanley, et al., In D.E. Harlov and L. Aranovich (eds.), *The Role of Halogens in Terrestrial*  
14 *and Extraterrestrial Geochemical Processes*, Springer Geochemistry,  
15 [https://doi.org/10.1007/978-3-319-61667-4\\_2](https://doi.org/10.1007/978-3-319-61667-4_2) (2018)
- 16 S. Haruka, H. Kurokawa, H. Genda, “Impact Degassing and Atmospheric Erosion on Venus,  
17 Earth, and Mars During the Late Accretion.” *Icarus* 317 (2019): 48–58.
- 18 E. Hauber, et al. *Geophysical Research Letters* 38.10 (2011)
- 19 E.H. Hauri, et al., *Earth Planet. Sci. Lett.*, 409, 252-264 (2015)
- 20 E.H. Hauri, et al., *Science* 333, 213-215 (2011)
- 21 C. Hémond, et al., Origin of MORB enrichment and relative trace element compatibilities along  
22 the Mid- Atlantic Ridge between 10° and 24°N, *Geochem. Geophys. Geosyst.*, 7, Q12010,  
23 doi:10.1029/2006GC001317. (2006)
- 24 C.D.K. Herd, *Reviews in Mineralogy and Geochemistry*, 68, 527–553 (2008)
- 25 P. J., Heron, Geological Society, London, Special Publications, 470, 87-103,  
26 doi.org/10.1144/SP470-2018-97 (2018)
- 27 C. Herzberg, et al., *Earth and Planetary Science Letters* 292, 79-88 (2010)
- 28 N. Hirano, et al., *Science* 313, 1426–1428 (2006)
- 29 M.M. Hirschmann, *American Mineralogist* 101, 540-533 (2016)
- 30 M. M. Hirschmann, *Geochem. Geophys. Geosyst.*, 1, 1042, doi:10.1029/2000GC000070.  
31 (2000)
- 32 M.M. Hirschmann, *Physics of the Earth and Planetary Interiors* 179, 60-71 (2010)
- 33 M.M. Hirschmann, *Science* 325, 545-546 (2009) DOI: 10.1126/science.1176882
- 34 M.M. Hirschmann, A.C. Withers, *Earth Planet. Sci. Lett.* 270, 147–155.  
35 doi:10.1016/j.epsl.2008.03.034 (2008)
- 36 H.D. Holland, *Geochimica Cosmochimica Acta* 66, 3811-3826 (2002)

- 1 J.R. Holloway, et al., *European Journal of Mineralogy* 4.1, 105-114 (1992)
- 2 D. Höning, et al., *Planetary and Space Science*, 98, 5-13(2014)
- 3 C. Houser, *Earth and Planetary Science Letters*, 448, 94-101 (2016)
- 4 R. Hu, et al., *Nature Communications*, 6, 10003 (2015)
- 5 H. Hui, et al. *Nature Geoscience* 6, 177-180 (2013)
- 6 G. Iacono-Marziano, et al., *Earth and Planetary Science Letters*, Elsevier, 2012, 357-358,  
7 pp.319-326 (2012a).
- 8 G. Iacono-Marziano, et al., *Earth and Planetary Science Letters*, 357-358, pp.308-318  
9 (21012c).
- 10 G. Iacono-Marziano, et al., *Geochim. Cosmochim. Acta*, doi: 10.1016/j.gca.2012.08.035  
11 (2012b)
- 12 G. Iacono-Marziano, et al., *Geology* 37, 319–322; doi: 10.1130/G25446A (2009)
- 13 R. Iizuka-Oku , et al., *Nature Commun.* 8, 14096 doi:10.1038/ncomms14096 (2017)
- 14 M. Javoy, et al., *Earth and Planetary Science* 293, 259-268 (2010)
- 15 S.R. Jurewicz, et al., *Earth Planet. Sci. Letter.* 132, 183 (1995)
- 16 A.A. Kadik, et al., *Geochem. Int.*, 49, 429-438 (2011)
- 17 A.A. Kadik, et al., *Geochem. Int.*, 55, 151-162 (2017)
- 18 A.A. Kadik, et al., *Geochem. Int.* 52, 707-725. (2014).
- 19 G.W. Kallemeyn, et al., *Geochimica et Cosmochimica Acta* 58, 2873-2888 (1994)
- 20 B. S. Kamber, et al., *Earth and Planetary Science Letters*, 240, 276-290 (2005)
- 21 S-I. Karato, *Earth and Planetary Science Letters*, 301, 413-423(2011)
- 22 J. F. Kasting, et al., *The Journal of geology*, 101(2), 245-257 (1993)
- 23 J.F. Kasting, *Icarus*, 74, 472–494. doi:10.1016/0019-1035(88)90116-9 (1988)
- 24 J.F. Kasting, et al., *Icarus* 101.1, 108-128(1993)
- 25 R.F. Katz, et al., *Geochemistry, Geophysics, Geosystems* 4.9 (2003)
- 26 H. Kawakatsu, S. Watada, *Science* 316, 1468–1471 (2007)
- 27 K. Keil, in: Bottke, W.F., Cellino, A., Paolicchi, P., Binzel, R.P. (Eds.), *Asteroids III*. Univ. of  
28 Arizona Press, Tucson, pp. 573– 584 (2002)
- 29 P.B. Kelemen, C.E. Manning, *PNAS*, doi/10.1073/pnas.1507889112 (2015)
- 30 B. Keller, B. Schoene, *Nature* 485, 490–493. <http://dx.doi.org/10.1038/nature11024> (2012).
- 31 J.M. Keller, et al., *Equatorial and mid-latitude distribution of chlorine measured by Mars*  
32 *Odyssey GRS. Journal of Geophysical Research, Planets* 111: E03S08 (2006).
- 33 K. A. Kelley, E. Cottrell, *Science*, 325(5940), 605-607(2009)

- 1 H. Keppler, G. Golabek, *Geochem. Persp. Let.* 11, 12-17, doi: 10.7185/geochemlet.1918.  
2 (2019)
- 3 D.M. Kerrick, *Rev. Geophys.*, 39, 565-585 (2001).
- 4 E.S. Kite, et al., *Astrophys. J.* **700**(2), 1732 (2009).
- 5 E.S. Kite, et al., *Astrophysical Journal Letters*, 17, DOI: 10.3847/2041-8213/ab59d9 (2019)
- 6 J. Korenaga, *Philosophical transactions. Series A, Mathematical, physical, and engineering*  
7 *sciences*, 376(2132), 20170408. <https://doi.org/10.1098/rsta.2017.0408> (2018).
- 8 J. Krissansen-Totton, D.C. Catling, *Nature communications* 8, 15423 (2017).
- 9 T.S. Kruijer, et al., *Proceedings of the National Academy of Sciences of the United States of*  
10 *America* 114, 6712-6716 (2017)
- 11 H. Lammer et al., *Constraining the early evolution of Venus and Earth through atmospheric Ar,*  
12 *Ne isotope and bulk K/U ratios. Icarus* **339**, 113551 (2020).
- 13 H. Lammer, et al. *Origin and evolution of the atmospheres of early Venus, Earth and Mars.*  
14 *Astron. Astrophys. Rev.* **26**, 1–73 (2018).
- 15 H. Lammer, et al., *Space Sci Rev* (2008) 139: 399–436. DOI 10.1007/s11214-008-9413-5
- 16 M. Laumonier, et al., *Earth and Planetary Science Letters* 457, 173-180. (2017)
- 17 C. Le Guillou, et al., *Geochimica et cosmochimica acta* 420, 162-173 (2015)
- 18 M. LeVoyer, et al., *Nat. Commun.* 8, 14062 (2017)
- 19 T., Lebrun, et al., *J. Geophys. Res.*, E118, 1155-1176 (2013)
- 20 C. Lécuyer, Y. Ricard, *Earth and Planetary Science Letters*, 165(2), 197-211 (1999).
- 21 H. Lee, et al., *Nature Geosci* 9, 145–149 doi:10.1038/ngeo2622 (2016)
- 22 Y. Li, et al., *Nat. Geosci.* 9, 781–785 (2016)
- 23 L. Li, C.B. Agee, *Geophys Res Lett* 28, 81-84 (2001)
- 24 Y.R. Li, et al., *Earth Planet. Sci. Lett.* 415, 54–66 (2015)
- 25 Y. Li, et al., *Nat. Geosci.* **13**, 453–458 (2020). <https://doi.org/10.1038/s41561-020-0578-1>
- 26 Z.X.A. Li, C.T.A. Lee, *Chem. Geol.* 235, 161-185. doi:10.1016/j.chemgeo.2006.06.011 (2006)
- 27 Y. Lin, et al. *Nature Geosci* **10**, 14–18 (2017). <https://doi.org/10.1038/ngeo2845>
- 28 M-A., Longpré, et al., *Earth and Planetary Science Letters*, 460, 268–280, doi:  
29 10.1016/j.epsl.2016.11.043 (2016)
- 30 T. Lyons, B.C. Gill, *Elements* 6, 93-99. DOI: 10.2113/gselements.6.2.93 (2010)
- 31 V. Malavergne, et al., *Earth Planet. Sci. Lett.*, 394, 186-197 (2014)
- 32 V. Malavergne, et al., *Icarus* 321, 473-485 (2019)
- 33 E. Marcq, et al., *Nature Geoscience*, 6 (1), 25-28 (2013)
- 34 Y. Marrocchi, *Earth and Planetary Science Letters*, 482, 23-32 (2018)

- 1 B. Marty, Earth and Planetary Science Letters, 313-314, 56-66. DOI:  
2 10.1016/j.epsl.2011.10.040 (2012).
- 3 B. Marty, et al., Earth and Planetary Science Letters 441, 91-102 (2016)
- 4 H. Massol, et al., Space Science Reviews, Springer Verlag, 2016, 205 (1), pp.153-211 (2016).
- 5 F.M. McCubbin, et al. Geology 40, 683-686. (2012)
- 6 F.M. McCubbin, et al., Geophys. Res. Lett., 39, L09202. doi:10.1029/2012GL051711 (2012)
- 7 F.M. McCubbin, et al., American Mineralogist 100 (8-9): 1668–1707 (2015).
- 8 F.M. McCubbin, et al., PNAS 107, 11223-11228 (2010)
- 9 W.F. McDonough, In The Mantle and Core (ed. R.W. Carlson) Vol. 2 Treatise on Geochemistry  
10 (eds. H.D. Holland and K.K. Turekian), Elsevier-Pergamon, Oxford, 547-568. (2003)
- 11 W. McEwen, et al., Icarus 135, 181-219 (1998).
- 12 D. McKenzie, et al., EarthPlanet. Sci. Lett.,233, 337–349 (2005).
- 13 H.Y. McSween, et al., Meteorit. Planet. Sci. 48, 2090–2014 (2013)..
- 14 N. Metrich, et al., Earth and Planetary Science Letters, 167, 1-14 (1999).
- 15 N. Metrich, P.J. Wallace, Volatile Abundances in Basaltic Magmas and Their Degassing Paths  
16 Tracked by Melt Inclusions. Reviews in Mineralogy and Geochemistry (2008) 69 (1): 363–  
17 402. <https://doi.org/10.2138/rmg.2008.69.10>
- 18 S. Mikhail, D.A., Sverjensky, Nature Geoscience 7, 11, 816 (2014).
- 19 W. G. Miller, et al., Earth and Planetary Science Letters 523, 115699 (2019).
- 20 N. L. Mironov, M. V. Portnyagin, Petrology, 26, 145-166. DOI. 10.1134/S0869591118020030  
21 (2018)
- 22 E. Mitchell, et al., Geochemistry Geophysics Geosystems 11. 10.1029/2009GC002783 (2010)
- 23 A. Morbidelli et al., Icarus 267, 368–376 (2016).
- 24 M. Moreira, 2013. Geochemical Perspectives 2, 244-395.
- 25 R. Moretti, P. Papale, Chemical Geology, 213, 265–280 (2004).
- 26 Y. Moussallam, et al., Earth Planet. Sci. Lett., 393, doi:10.1016/j.epsl.2014.02.055 (2014)
- 27 B. Mysen, Nitrogen in the Earth: abundance and transport. *Prog Earth Planet Sci* 6, 38 (2019).  
28 <https://doi.org/10.1186/s40645-019-0286-x>
- 29 O. Namur, et al., Earth Planet. Sci. Lett., 448, 102–114 (2016).
- 30 J.A.M. Nanne et al., Earth Planet. Sci. Lett., 511, 44-54 (2019).
- 31 A. Nikolaou et al., The Astrophysical Journal 875, DOI : 10.3847/1538-4357/ab08edUR (2019)
- 32 L.R. Nittler, et al., In "Mercury: The View after MESSENGER" edited by Solomon, Nittler &  
33 Anderson. Cambridge Planetary Science. 58 pages. (2017)
- 34 L. Noack, et al., International Journal On Advances in Systems and Measurements, Vol. 9 (1/2):  
35 66-76 (2016).

- 1 L. Noack, et al., *PSS*, 98, 14-29 (2014).
- 2 L. Noack, et al., Volcanism and outgassing of stagnant-lid planets: Implications for the  
3 habitable zone. *Phys. Earth Planet. Inter.* 269, 40–57 (2017).
- 4 T. Okuchi, *Science* 278, 1781–1784 (1997).
- 5 S. Okumura, N. Hirano, *Geology* 41, 1167–1170 (2013)
- 6 P. L. Olson, Z.D. Sharp, *Physics of the Earth and Planetary Interiors*, 294, 106294 (2019)
- 7 S.L. Olson, et al., *Earth Planet. Sci. Lett.* **506**, 417–427 (2019)
- 8 H. St.C. O'Neill, M.I. Pownceby, *Contrib. Mineral Petrol.* 114, 296-314 (1993).
- 9 B.N. Orcutt, et al., eds. *Deep Carbon: Past to Present*. Cambridge University Press, 2019.
- 10 G. Ortenzi, et al., *Sci Rep* **10**, 10907 (2020). <https://doi.org/10.1038/s41598-020-67751-7>
- 11 K., Ozaki, et al., *Geobiology* **17**, 3–11 (2019)
- 12 R.I.T.A. Parai, S. Mukhopadhyay, *Earth and Planetary Science Letters*, 317, 396-406 (2012)
- 13 L. Piani, et al., Earth's water may have been inherited from material similar to enstatite  
14 chondrite meteorites. *Science* 369, 10.1126/science.aba1948 (2020)
- 15 R.T. Pierrehumbert, *Nature Geoscience* 6, doi: 10.1038/ngeo1711 (2013)
- 16 T. Plank, et al., *Earth Planet. Sci. Lett.* 364, 168–179 (2013).
- 17 A.C. Plesa, et al., *Geophysical Research Letters*, 45 (22), 12,198-209 (2018)
- 18 J.P. Poirier, *Phys Earth Planet. Interiors*, 85, 319-337 (1994).
- 19 N. Potts, et al., 46th LPSC, Abstract #1372 (2015).
- 20 T.H. Prettyman, et al., *Icarus* 259, 39–52(2015).
- 21 G. Prouteau, B. Scaillet, *Journal of Petrology*, Volume 54, 183–213, (2013)  
22 <https://doi.org/10.1093/petrology/egs067>
- 23 C.A. Raymond, et al., *Nat Astron* **4**, 741–747 (2020). [https://doi.org/10.1038/s41550-020-1168-](https://doi.org/10.1038/s41550-020-1168-2)  
24 [2](https://doi.org/10.1038/s41550-020-1168-2)
- 25 S.N. Raymond, A. Izidoro, *Icarus* 297, 134-148 (2017)
- 26 K. Righter, et al., *Am. Mineral.*, 101, 1928–1942 (2016).
- 27 K. Righter, et al., *Meteoritics and Planetary Science*, 43(10), 1709-1723 (2008).
- 28 H. Rizo et al., *Geochemical Perspectives Letters* **11**, 6-11 (2019).
- 29 F. Robert *Space Science Reviews* 106, 87-101. (2003)
- 30 A. Rohrbach, M.W. Schmidt, *Nature* 472, 209-212 (2011)
- 31 L. Rose-Weston, et al., *Geochim. Cosmochim. Acta* 73, 4598-4616 (2009)
- 32 M. Roskosz, et al., *Geochim. Cosmochim. Acta*, 121, 15–28 (2013)
- 33 M. Roskosz, et al., *Geochim. Cosmochim. Acta*, 70, 2902–2918 (2006)
- 34 A. B. Rozel, et al., *Nature* 545.7654 332-335 (2017)

- 1 D. C. Rubie, *et al.*, *Earth Planet. Sci. Lett.* **301**, 31–42 (2011).
- 2 D.C. Rubie, *et al.*, *Icarus* 248, 89–108 (2015)
- 3 A.E. Rubin, B.-G. Choi, *Earth Moon Planet* 105, 41–53. [https://doi.org/10.1007/s11038-009-](https://doi.org/10.1007/s11038-009-9316-9)  
4 [9316-9](https://doi.org/10.1007/s11038-009-9316-9) (2009).
- 5 A.E. Rubin, C. Ma, 2017. Meteoritic minerals and their origins. *Chemie der Erde -*  
6 *Geochemistry* 77, 325–385. <https://doi.org/10.1016/j.chemer.2017.01.005>
- 7 A.E. Saal, *et al.*, *Nature* 454, 192–195 (2008)
- 8 A.E. Saal, *et al.*, *Nature* **419**, 451–455 (2002).
- 9 A.R. Sarafian, *et al.*, *Philosophical Transactions of the Royal Society A: Mathematical, Physical*  
10 *and Engineering Sciences* 375 (2017a)
- 11 A.R. Sarafian, *et al.*, *Science* 346, 623–626 (2014)
- 12 A.R. Sarafian, *et al.*. *Earth and Planetary Science Letters* 459, 311–319 (2017b)
- 13 A.R. Sarafian, *et al.*, *Geochim. Cosmochim. Acta* 266, 568–581 (2019)
- 14 A.R. Sarafian, *et al.*, *Meteorit. Planet. Sci.* 48, 2135–2154 (2013).
- 15 L. Schaefer, L. Elkins-Tanton, *Philos Trans A Math Phys Eng Sci.*, 13; 376(2132), 20180109  
16 (2018)
- 17 L. Schaefer, B. Fegley, *Icarus* 186, 462–483 (2007)
- 18 H.E. Schlichting, S. Mukhopadhyay, *Space Science Reviews* 214. 34 (2018)
- 19 N. Schmerr, *Science* 380, 1480–1483 (2012)
- 20 M.W. Schmidt, S. Poli, In: Heinrich, D.H., Turekian, K.K. (Eds.), *Treatise on Geochemistry*,  
21 Vol. 3. Pergamon, Oxford, pp. 567–591. (2003)
- 22 G. Schubert, D.T. Sandwell *Icarus*, 117, 173–196 (1995)
- 23 S. Seager, D. Drake, *Annual Review of Astronomy and Astrophysics* 2010 48:1, 631–672.  
24 <https://doi.org/10.1146/annurev-astro-081309-130837> (2010)
- 25 A. Shahar *et al.*, *Science* 352, 580–582 (2016)
- 26 W. C. Shanks III, *et al.*, *Geochimica et Cosmochimica Acta*, 45(11), 1977–1995 (1981)
- 27 Z.D. Sharp, *et al.*, *Science* 329. 1050–1053 (2010)
- 28 D. Sifré, *et al.*, *Nature* 509, 81–85 (2014)
- 29 N.H. Sleep, K., Zahnle, *Journal of Geophysical Research: Planets*, 106.E1, 1373–1399 (2001)
- 30 M. Smit, K. Mezger, *Nature Geosci* **10**, 788–792 doi:10.1038/ngeo3030 (2017)
- 31 S.E. Smrekar, *et al.*, *Science* 328, 5978, 605–608(2010)
- 32 P.A. Sossi, B. Fegley, *Rev Mineral Geochem* 84 (1):393–459. doi: 10.2138/rmg.2018.84.11  
33 (2018)
- 34 I.M. Speelmanns, *et al.*, *Geophys. Res. Lett.* 45, 7434–7443 (2018)
- 35 J.R. Spencer, *et al.*, *Science* 288, 1208–1210 (2000)



- 1 T. Spohn, et al., Encyclopedia of the Solar system, Edited by Tilman Spohn, Doris Breuer and  
2 Torrence V. Johnson. Elsevier. <https://doi.org/10.1016/C2010-0-67309-3> (2014)
- 3 V. Stagno, et al., *Nature* 493, 84–88 (2013)
- 4 B.D. Stanley, et al., *Geochim. Cosmochim. Acta* 129, 54–76 (2014).
- 5 A. Steele, et al., *American Mineralogist*, 97, 1256–1259, (2012)
- 6 D A. Stolper, C.E. Bucholz, *Proceedings of the National Academy of Sciences* 116 (18) 8746-  
7 8755; DOI: 10.1073/pnas.1821847116 (2019)
- 8 T-A. Suer, et al., *Earth Planet. Sci. Lett.*, 469, 84-97 (2017)
- 9 A. Suzuki, et al., *Science* 269, 216-218, DOI: 10.1126/science.269.5221.216 (1995)
- 10 R. B. Symonds, et al., In: *Volatiles in Magmas*, Vol. 30 (eds. M. R. Carroll and J. R. Holloway),  
11 1–60 (Mineralogical Society of America, 1994)
- 12 M. Tang, et al., *Science* 351, Issue 6271, pp. 372-375. DOI : 10.1126/science.aad5513 (2016)
- 13 S. Tappe, et al., *Earth and Planetary Science Letters*, 484, 1-14 (2018)
- 14 R.J. Thomas, Rothery, D.A., *Volcanism on Mercury. Elements*, 15(1) pp. 27–32 (2019).
- 15 D. Trail, et al., *Nature* 480, 79-82 (2011)
- 16 J. M. Tucker, et al., *Earth Planet. Sci. Lett.* 496, 108–119 (2018)
- 17 J.M. Tucker, S. Mukhopadhyay, Evidence for multiple magma ocean outgassing and  
18 atmospheric loss episodes from mantle noble gases. *Earth and Planetary Science Letters* **393**,  
19 254-265 (2014).
- 20 L.G. Vacher, et al., *The Astrophysical Journal Letters*, 826, 1-6 (2016)
- 21 L.G. Vacher, et al., *Geochimica et Cosmochimica Acta* 281, 53-66 (2020) DOI:  
22 10.1016/j.gca/2020.05.007
- 23 J. Van Hunen, J.F. Moyen, *Annual Review of Earth and Planetary Sciences* 40: 195-219 (2012)
- 24 J. Wade, B.J. Wood, *Earth Planet. Sci. Lett.* 236, 78-95 (2005)
- 25 P. Wallace, *Journal of Volcanology and Geothermal Research* 140, 217–240 (2005)
- 26 M.E. Wallace, D.H. Green, *Nature* 335, 343–346 (1988)
- 27 P.H. Warren, et al., *Earth and Planetary Science Letters* 311, 93-100 (2011)
- 28 J.T. Wasson, G.W. Kallemeyn, *Philosophical Transactions, Series A*, 325, 535-544 (1988)
- 29 H. K. Wehrmann, et al., *Geochem. Geophys. Geosyst.*, 12, Q06003, doi:  
30 10.1029/2010GC003412 (2011)
- 31 S. Z. Weider, et al., *Geophys. Res. Lett.*, 43, 3653–3661 (2016)
- 32 C. Werner, et al. Carbon Dioxide Emissions from Subaerial Volcanic Regions. In Orcutt B,  
33 Daniel I, Dasgupta R, eds. (2019) *Deep Carbon: Past to Present*. Cambridge, UK: Cambridge  
34 University Press doi: 10.1017/9781108677950 (2019)
- 35 D.T. Wetzal, et al., *Nature Geoscience* 8, 755-758(2015)

- 1 D.A. Williams, R.R. Howell, Chap. 7, In "Io after Galileo. A new view of Jupiter's Volcanic  
2 Moon", Springer Praxis Books Series. Eds. R.M. Lopes, J.R. Spencer. pp 342, 133-161 (2002)
- 3 B.J. Wood, et al., *Nature* 467, DOI: 10.1038/nature094842010 (2010)
- 4 R.D. Wordsworth, et al., *Icarus* 222, 1–19, doi:10.1016/j.icarus.2012.09.036 (2013)
- 5 R.D. Wordsworth, *Earth and Planetary Science Letters* 447,103–111 (2016).
- 6 X. Yang, et al., *Earth and Planetary Science Letters*, 393, 210-219 (2014)
- 7 K. Zahnle, et al., Earth's Earliest Atmospheres. In: Deamer, D. & Szostak, J.W. (Eds.). *The*  
8 *Origin of Cellular Life*. Cold Spring Harbor Laboratory Press (2010).
- 9 AL Zerkle, S. Mikhail, The geobiological nitrogen cycle: From microbes to the mantle.  
10 *Geobiology*. 2017; 15: 343– 352. <https://doi.org/10.1111/gbi.12228>
- 11 Y. Zhang, Q.Z. Yin, *Proc. Natl Acad. Sci. USA* 109, 16579-16583(2012)
- 12 M.Y. Zolotov, Jr.B. Fegley, *Icarus* 141, 40-52 (1999)
- 13 M.Y. Zolotov, Jr.B. Fegley, *Icarus*, 132, 431-434 (1998)
- 14 M.Y. Zolotov, et al., *J. Geophys. Res. Planets*, 118, 138–146 (2013)

figure 1 & 2  
Fig.1

[Click here to download figure Fig 1-2.pptx](#)

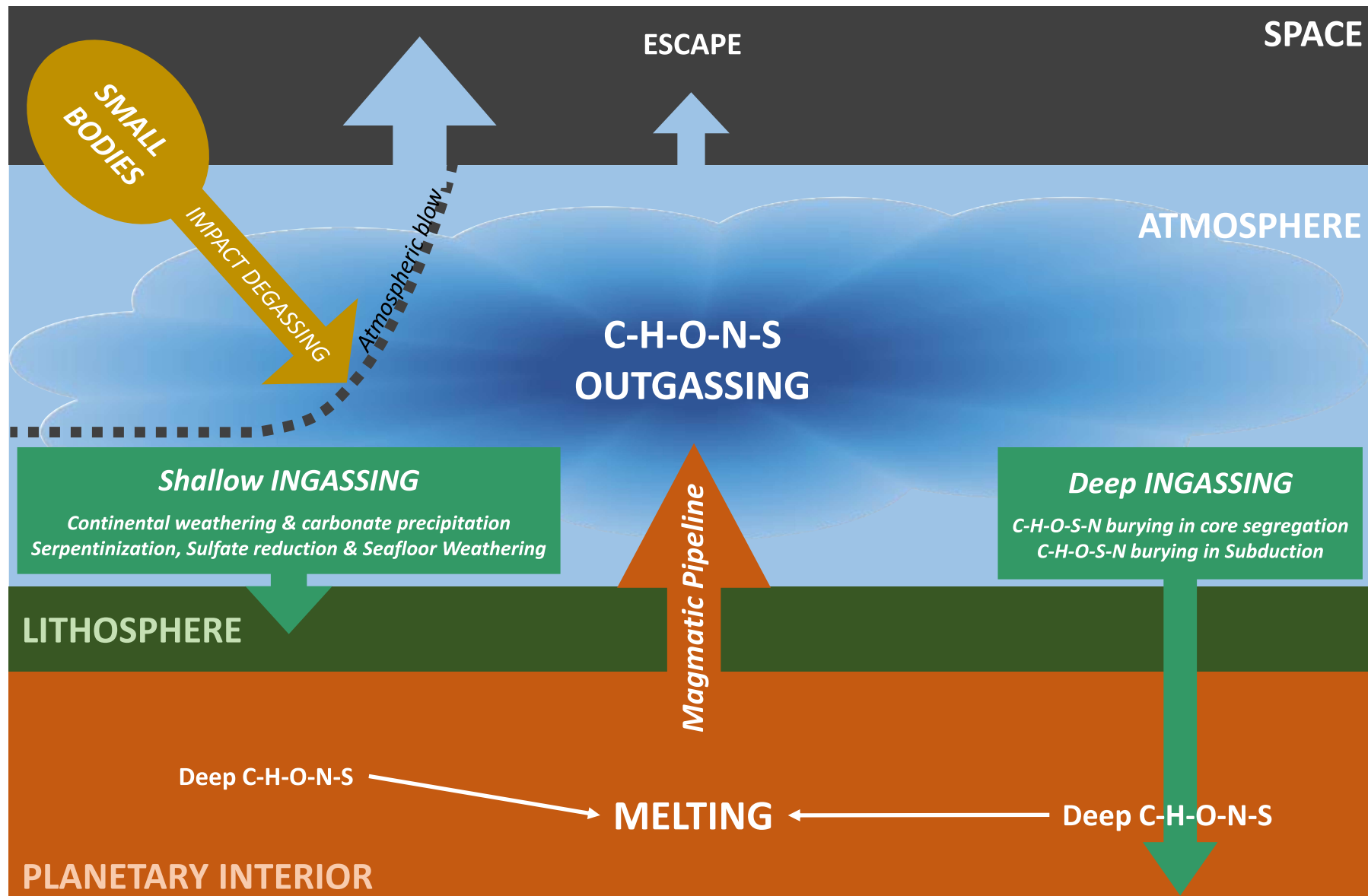
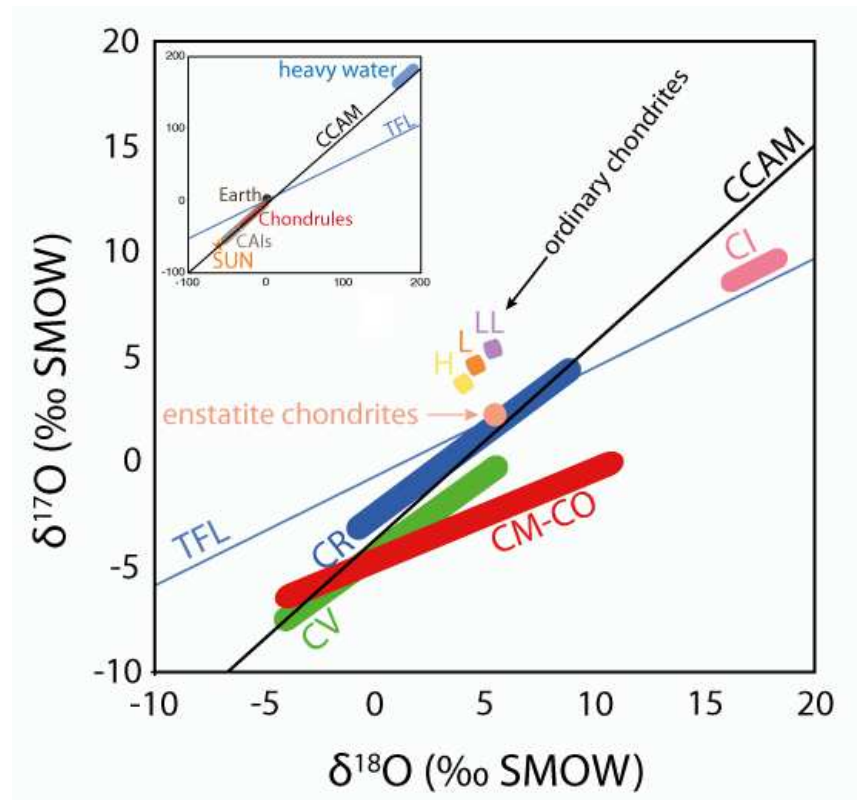


Fig. 2



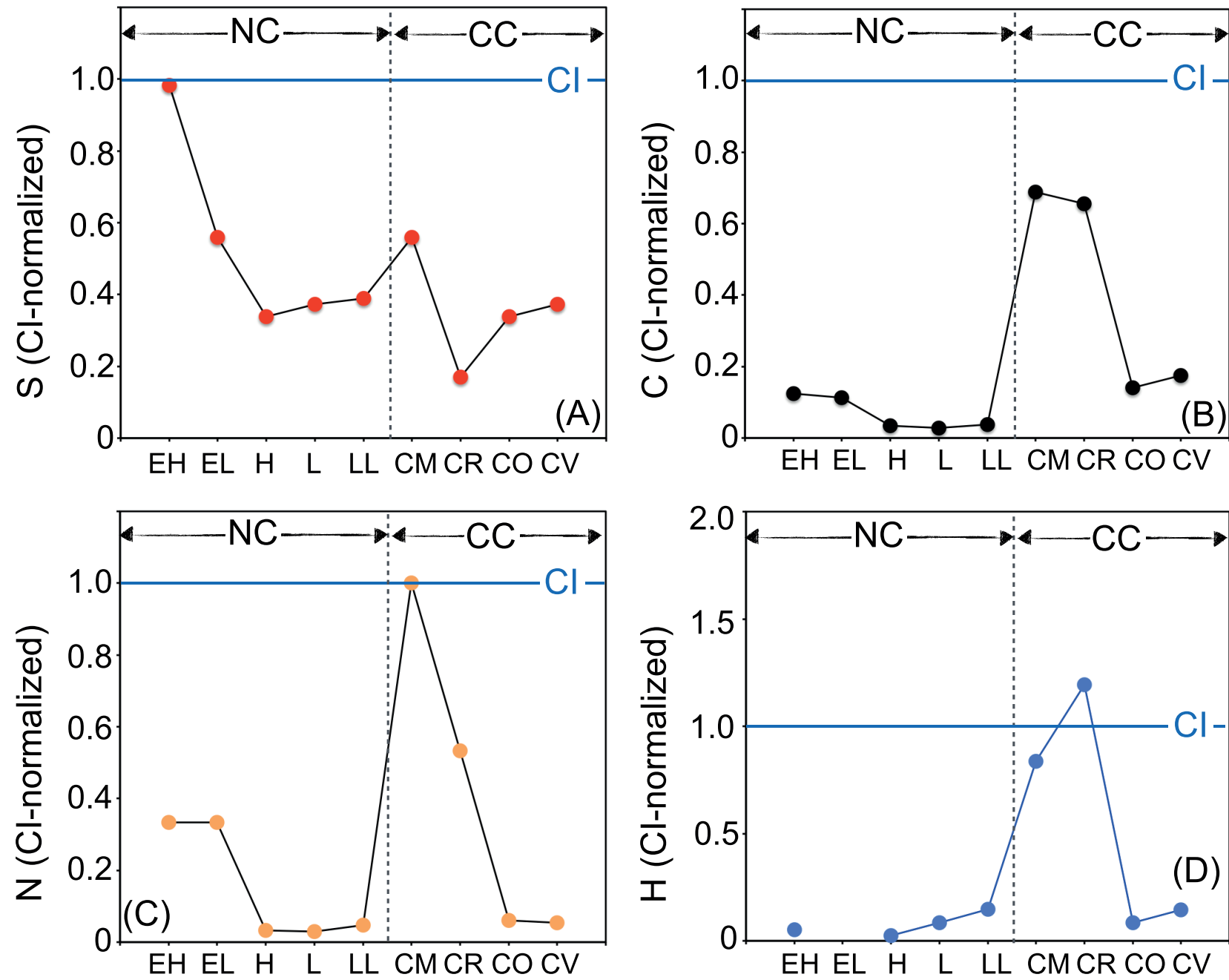


figure 4

[Click here to download figure Fig. 4.pptx](#)

Fig 4

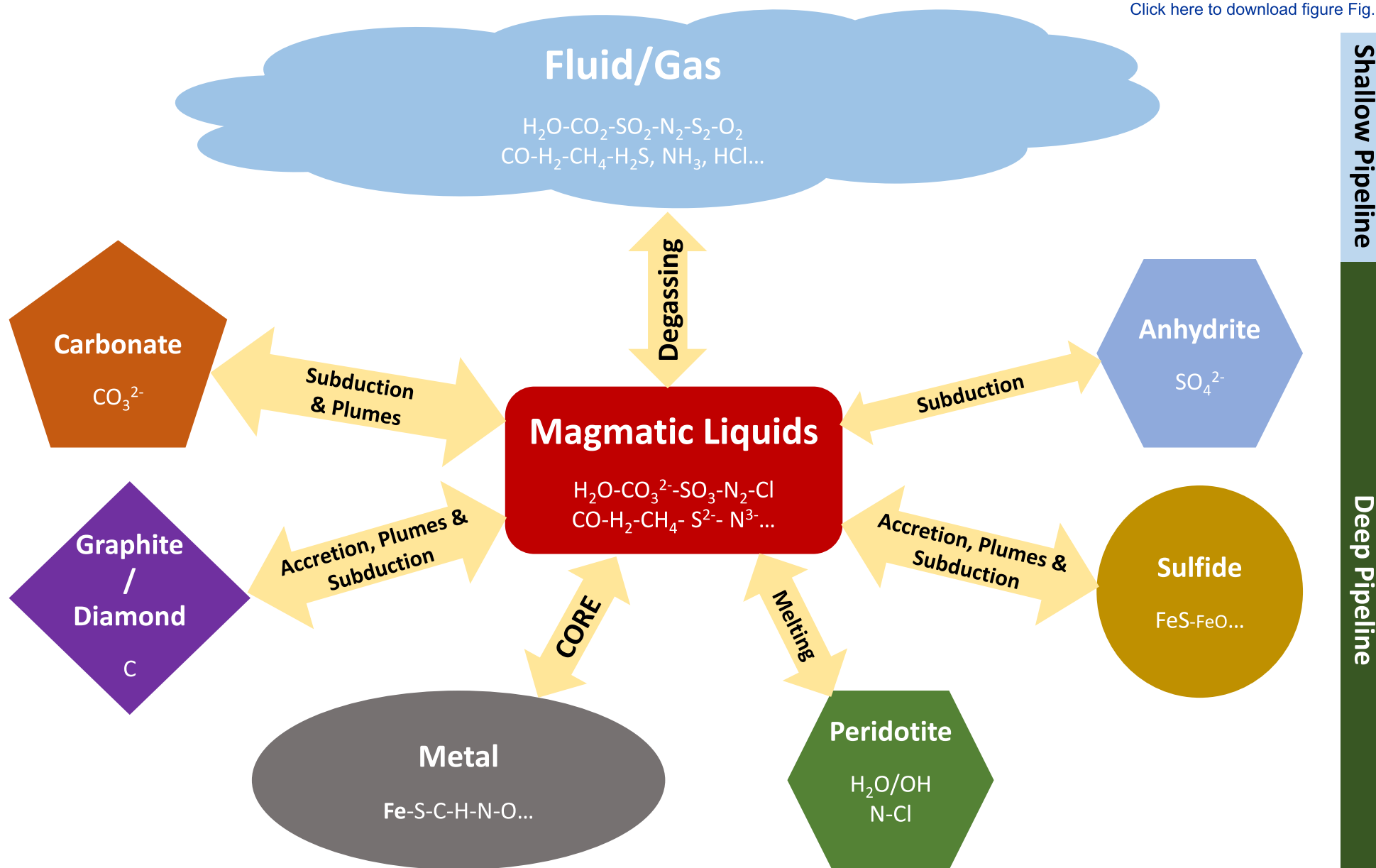


Fig 5

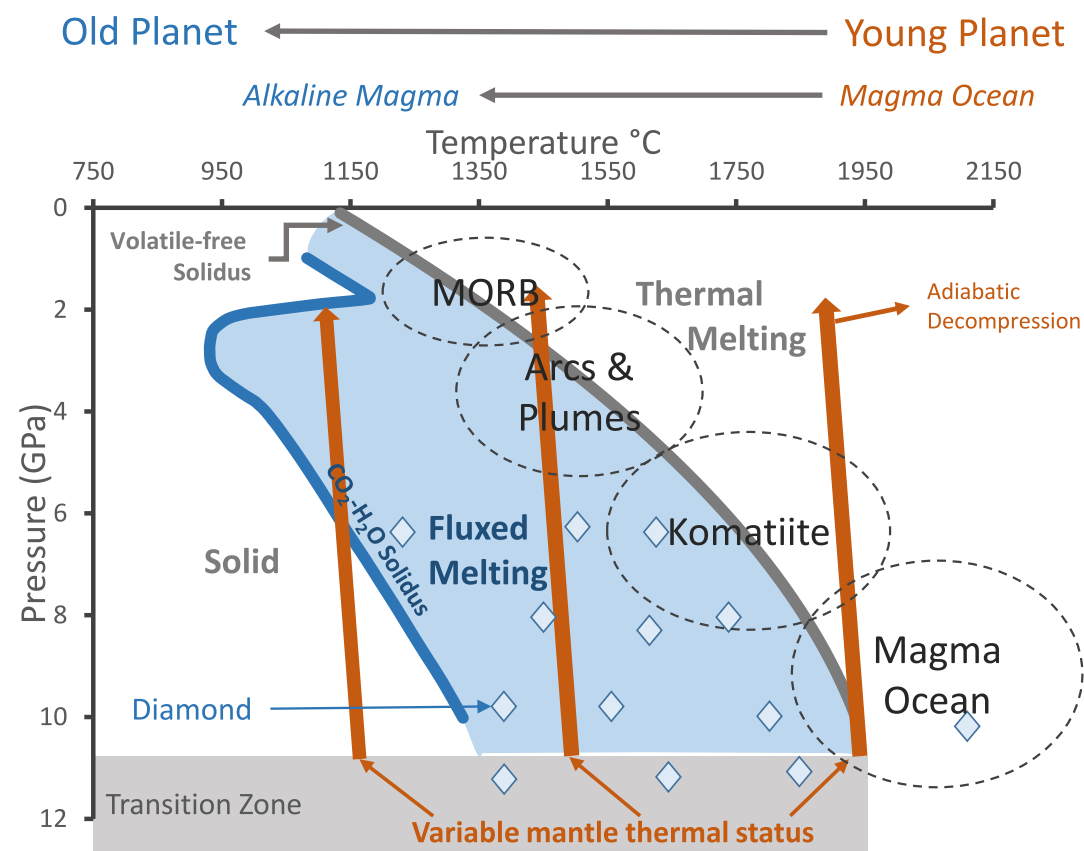


figure 6

[Click here to download figure Fig 6.pptx](#)

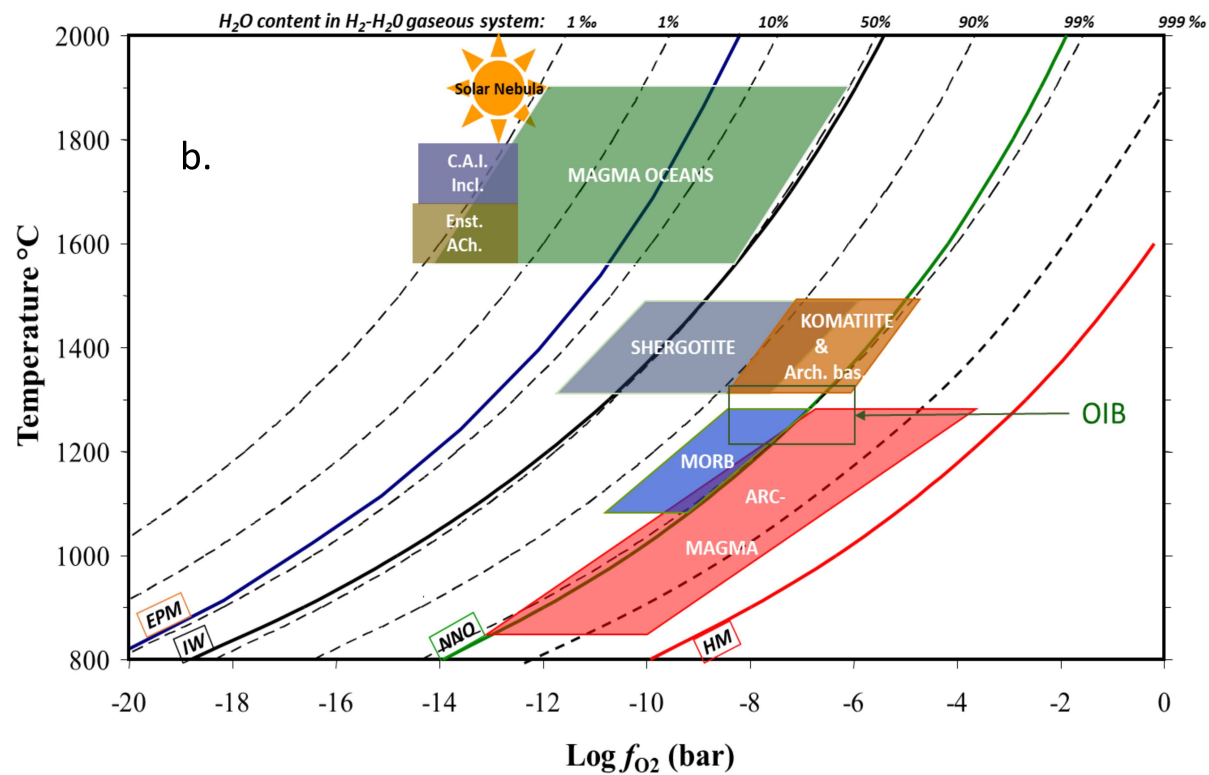
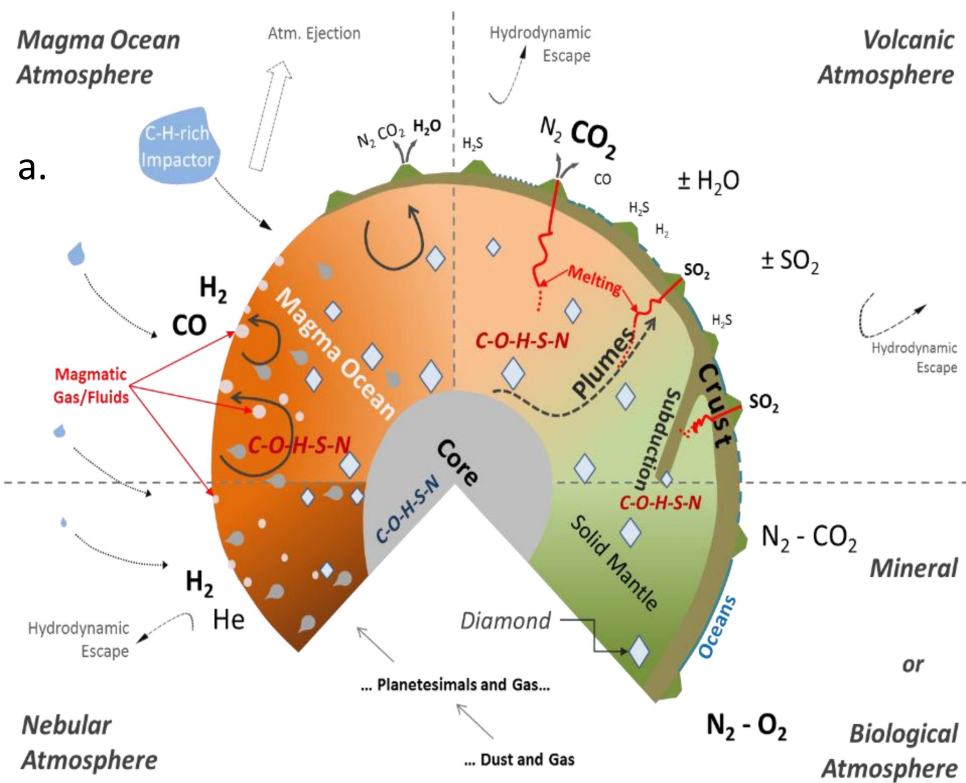




figure 7

[Click here to download figure Fig. 7.pptx](#)

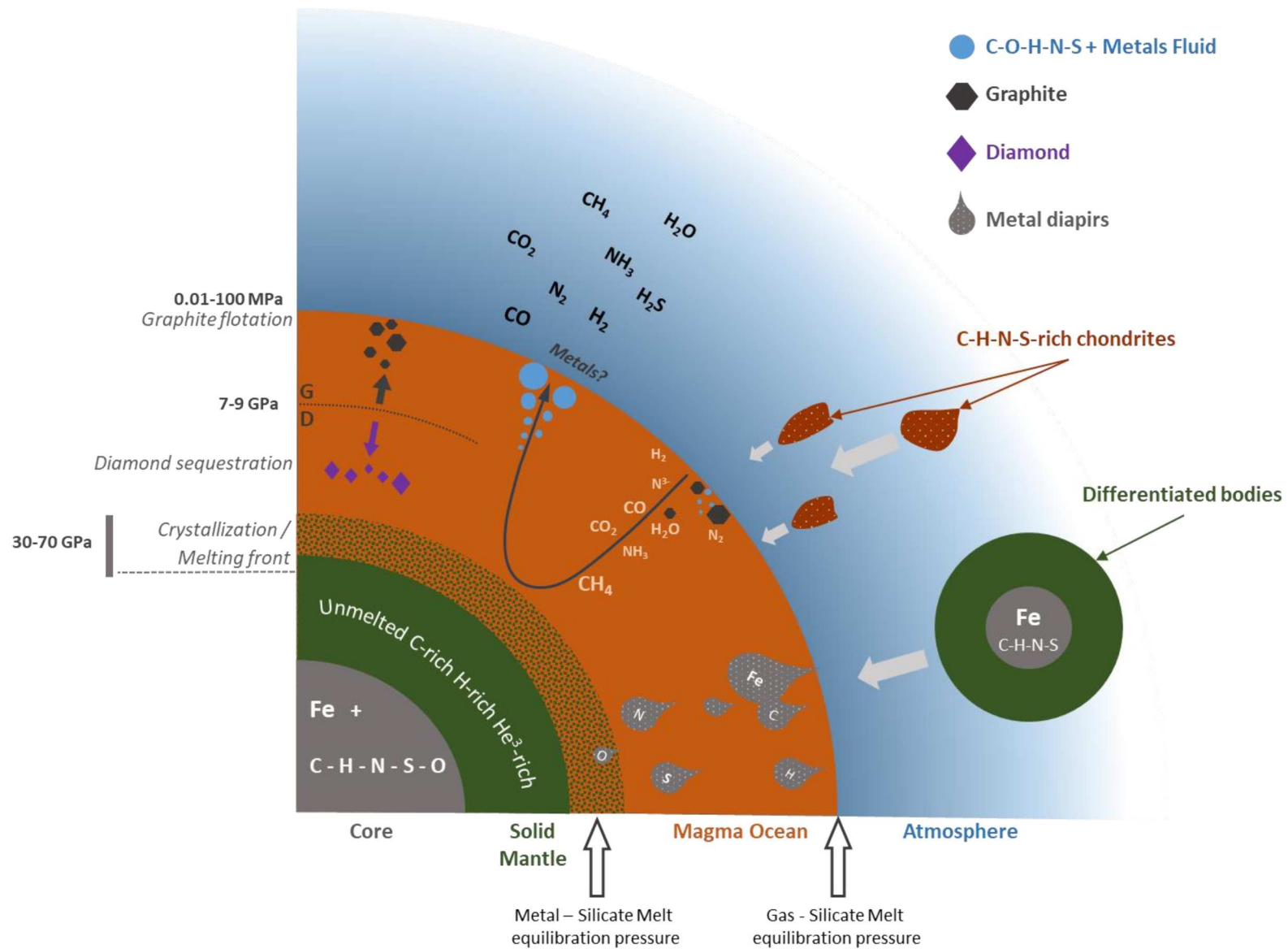
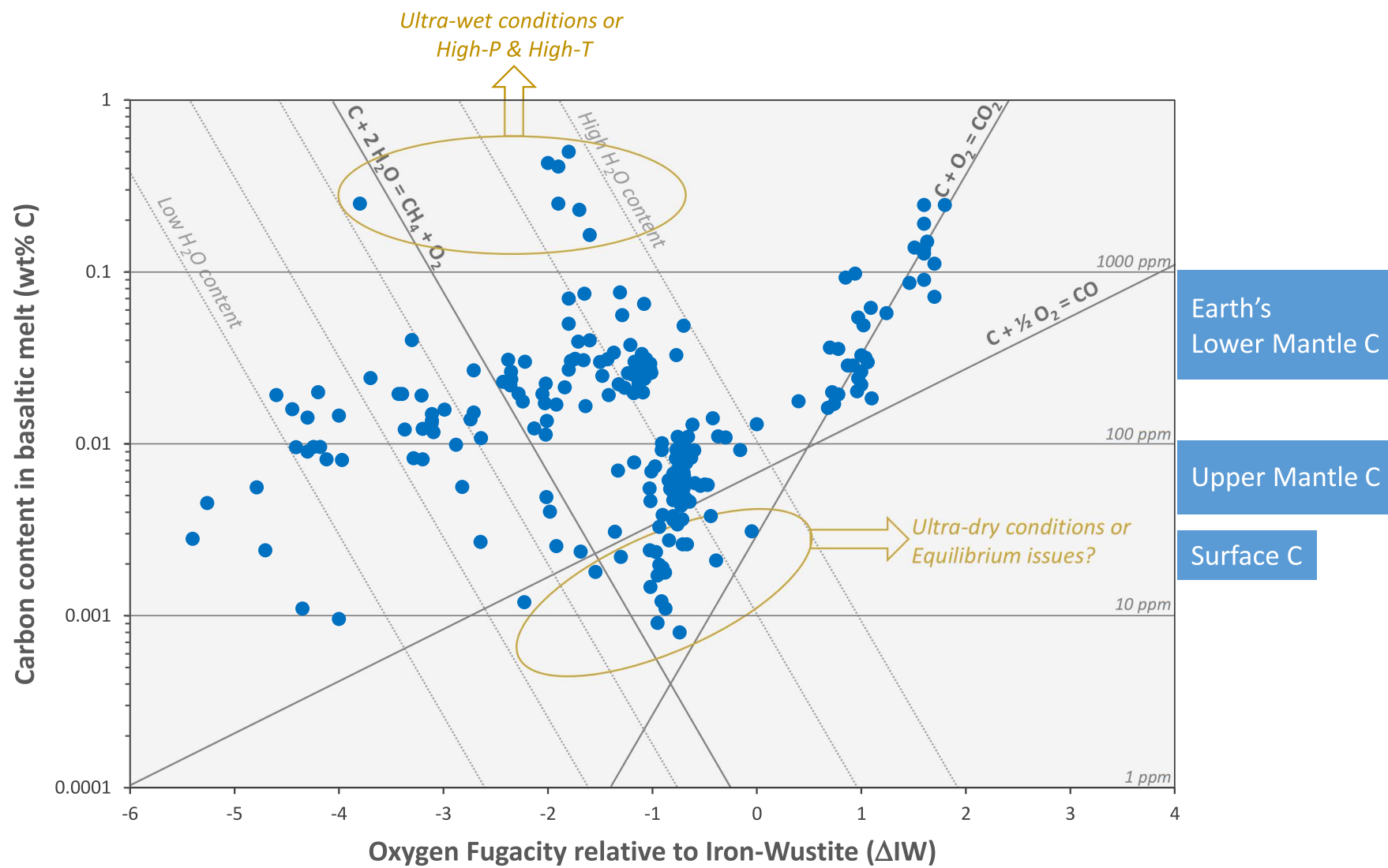
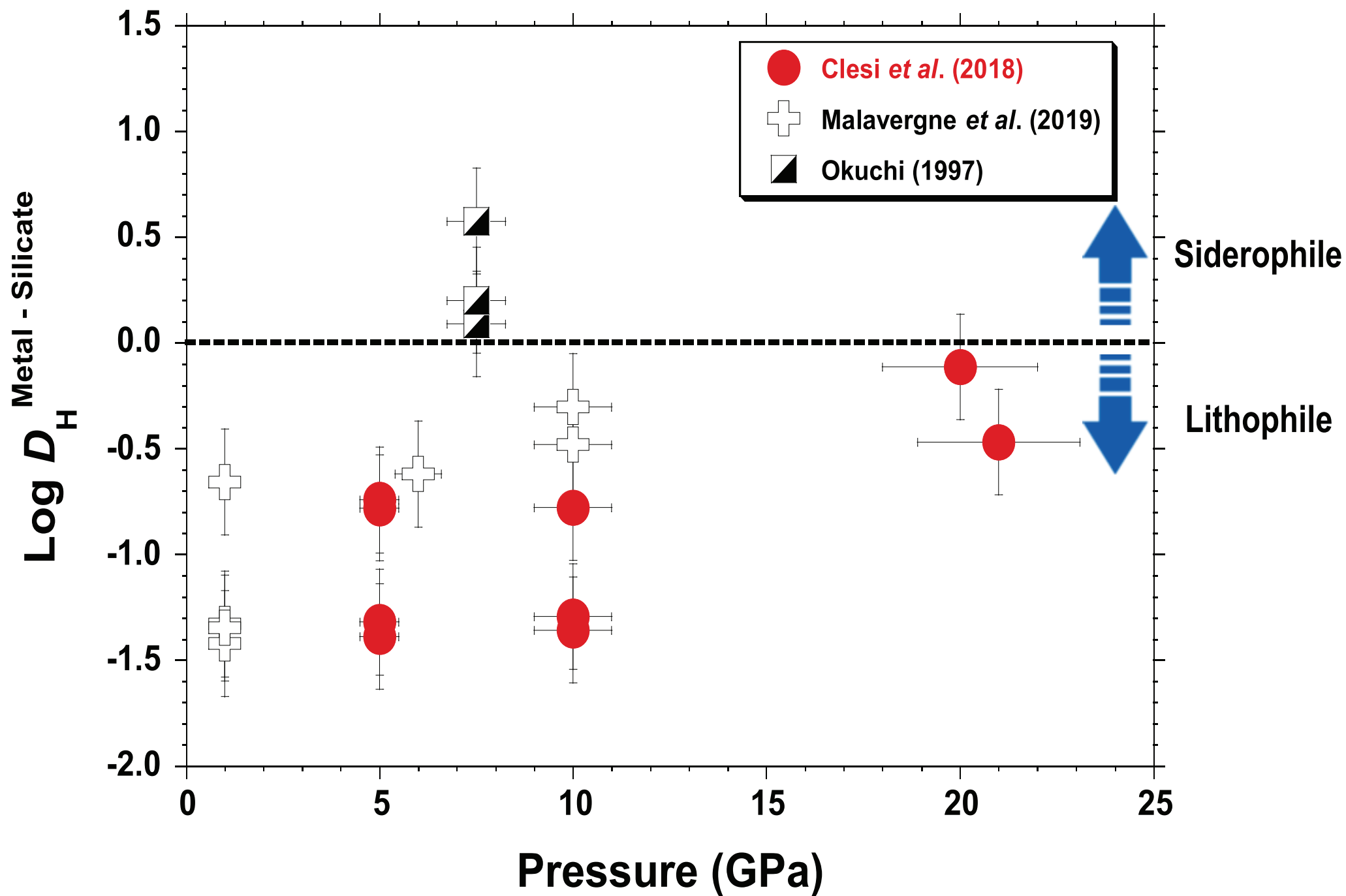


figure 8

[Click here to download figure Fig. 8.pptx](#)



# Figure 9.



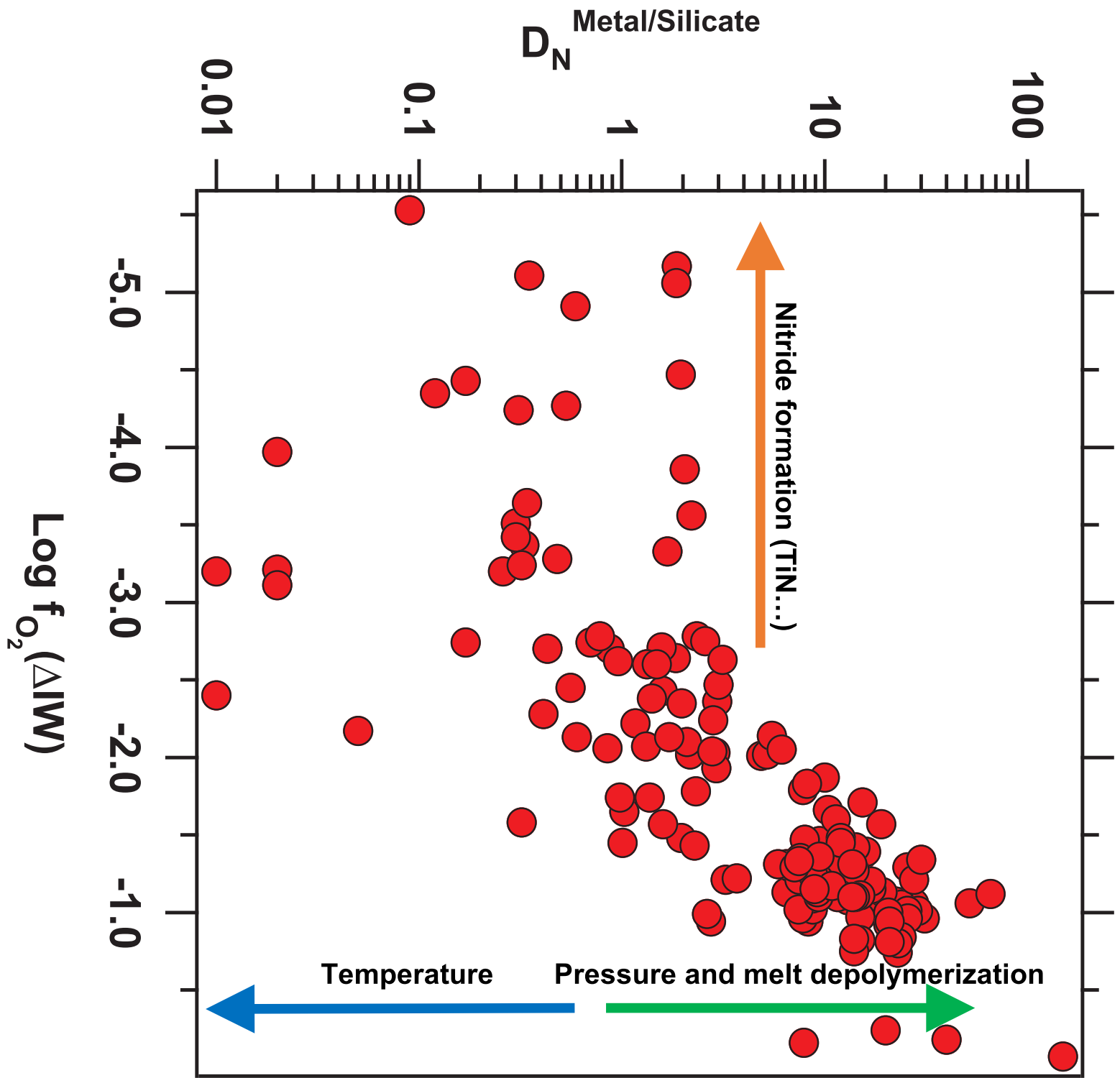
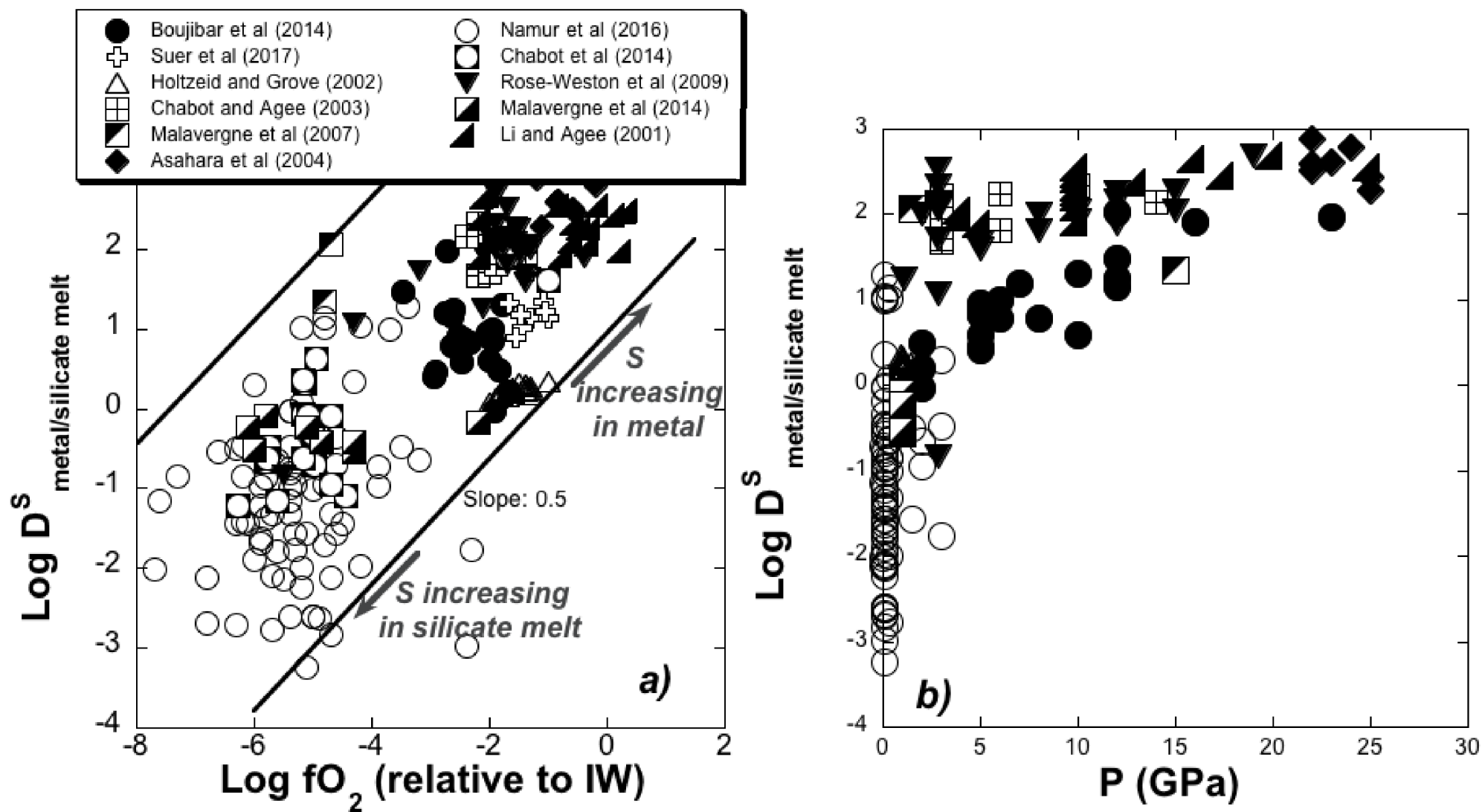


figure 11

[Click here to download figure Fig. 11.pptx](#)



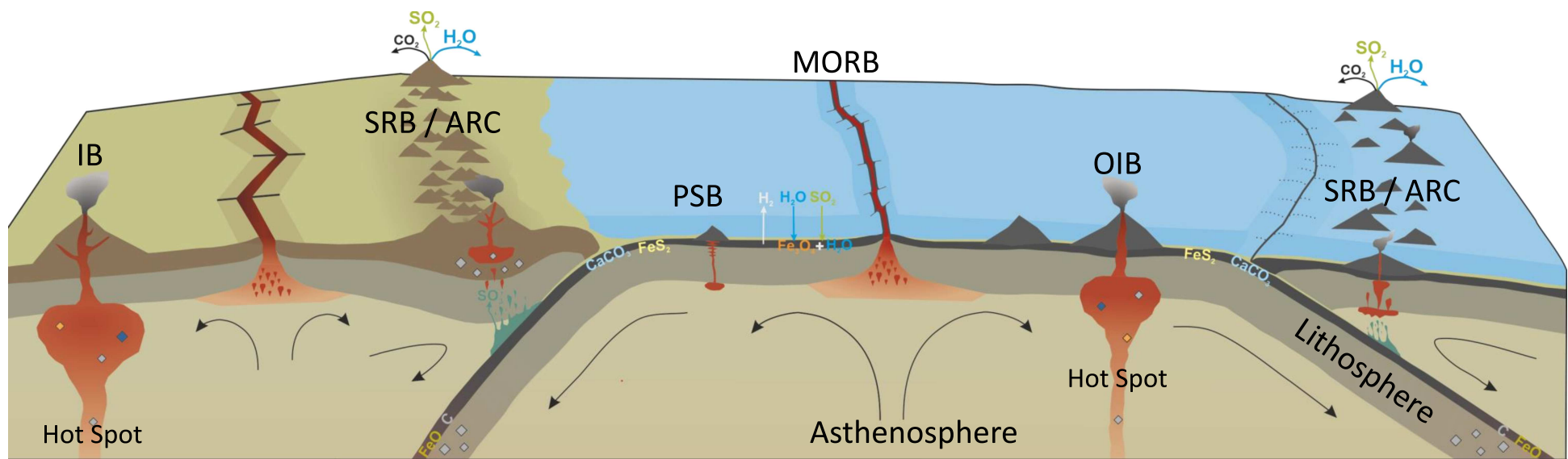


Fig 12

Fig 13

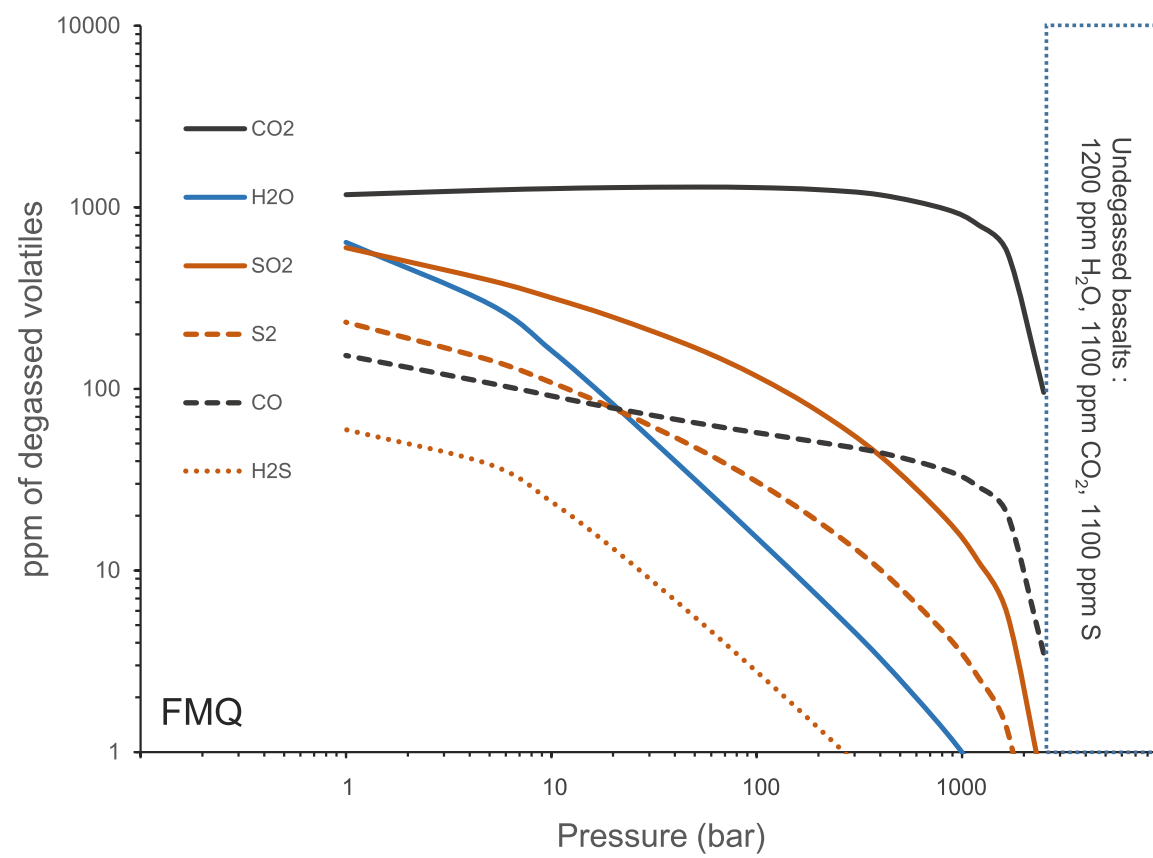
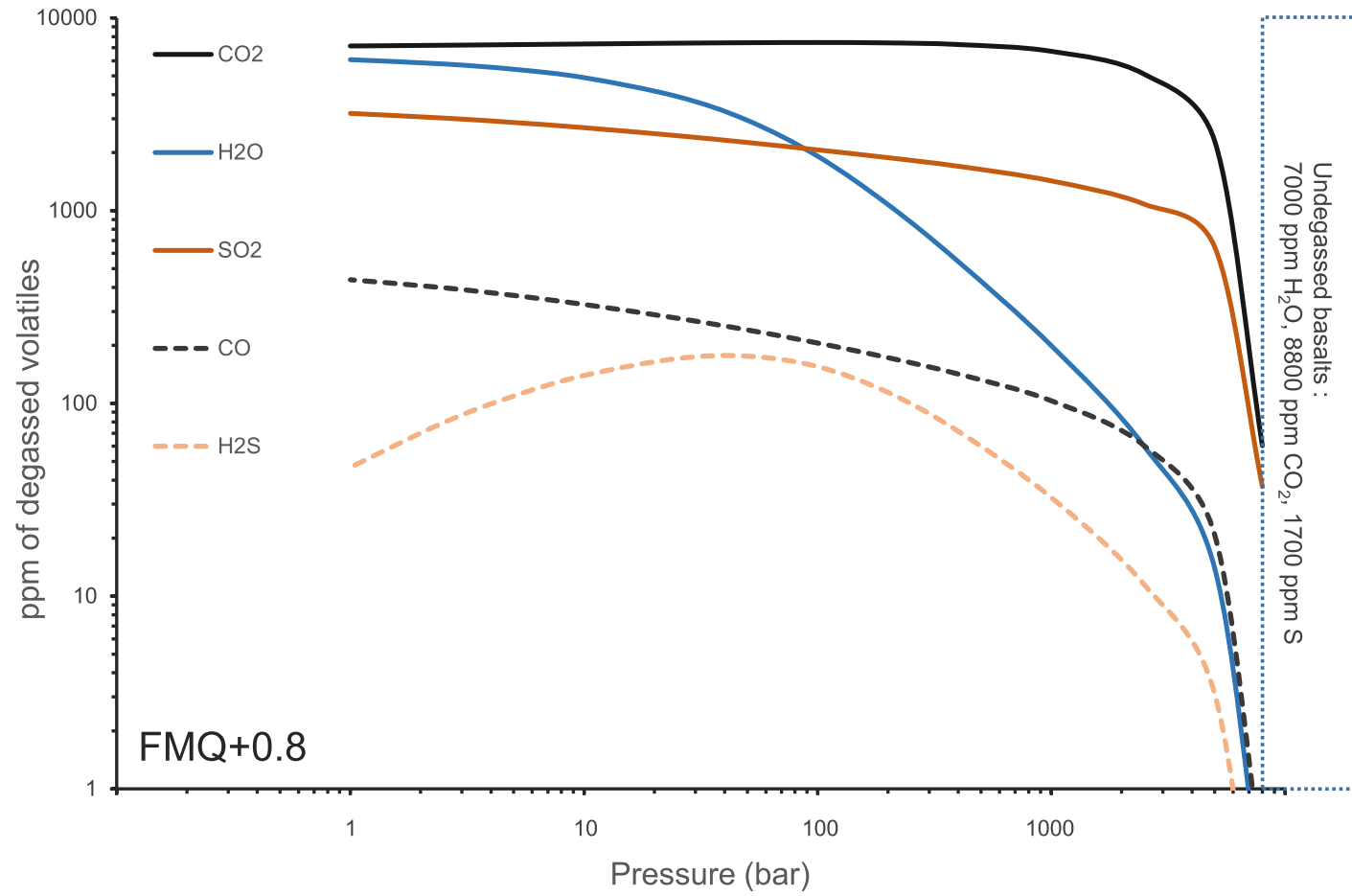


Fig 14





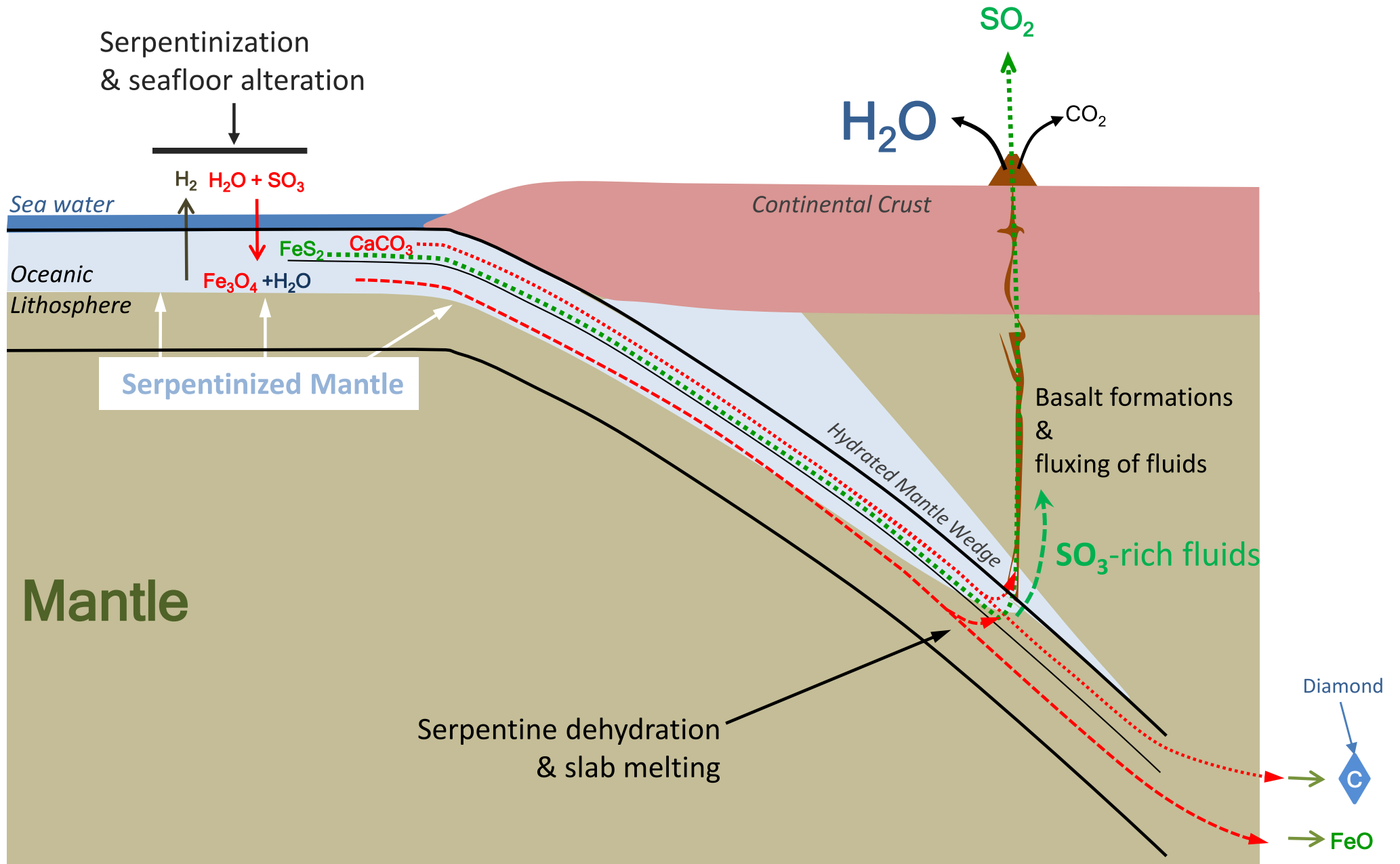


Fig. 16

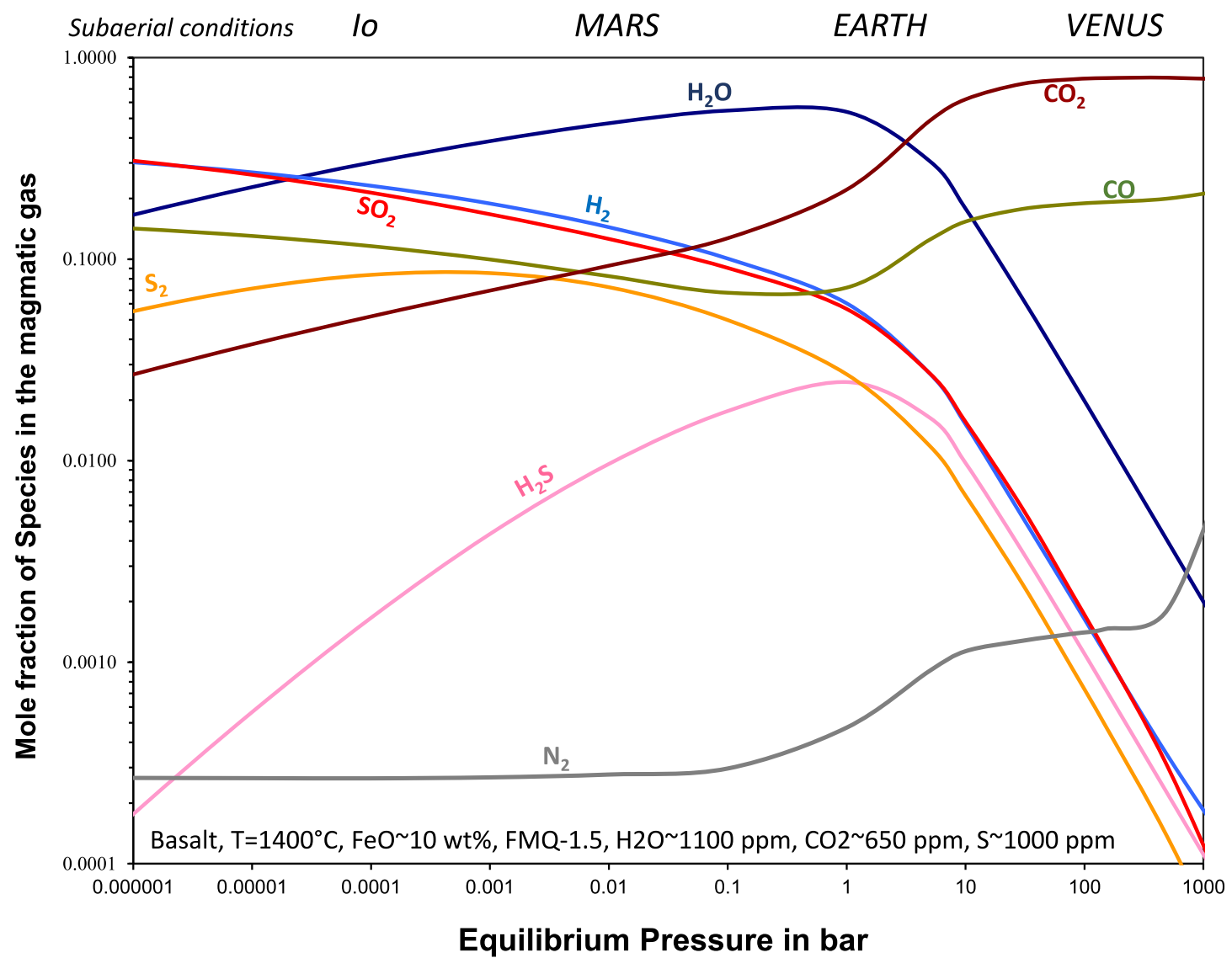


Fig. 17

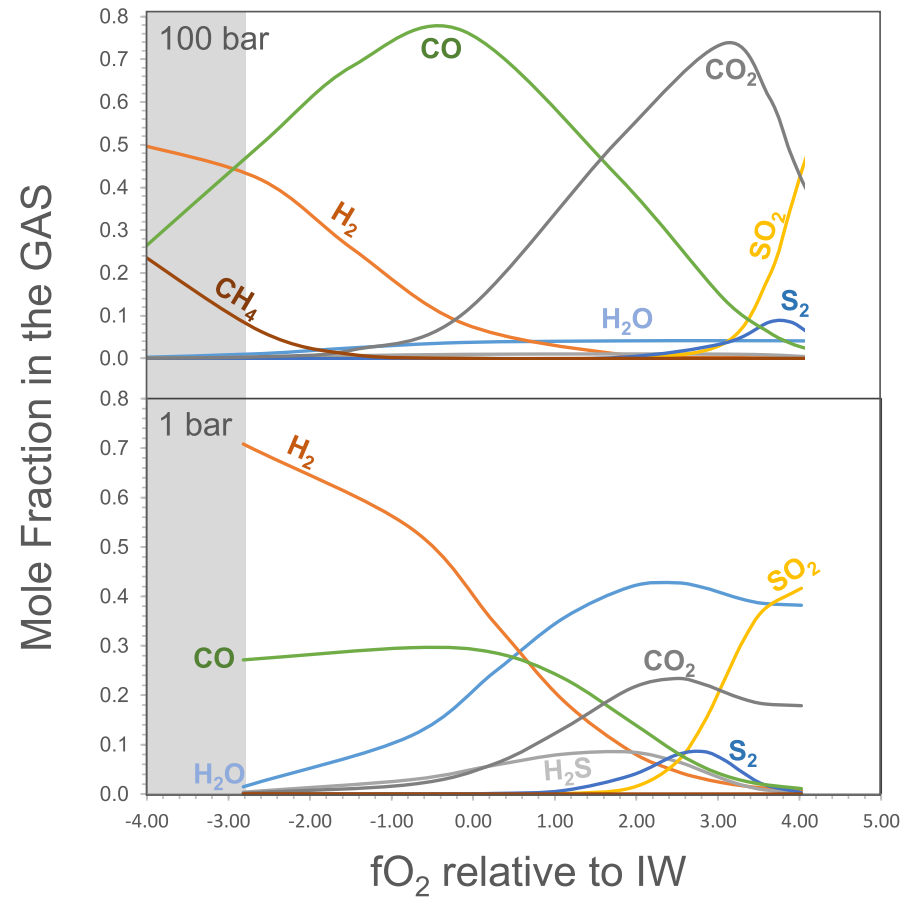


Fig 18

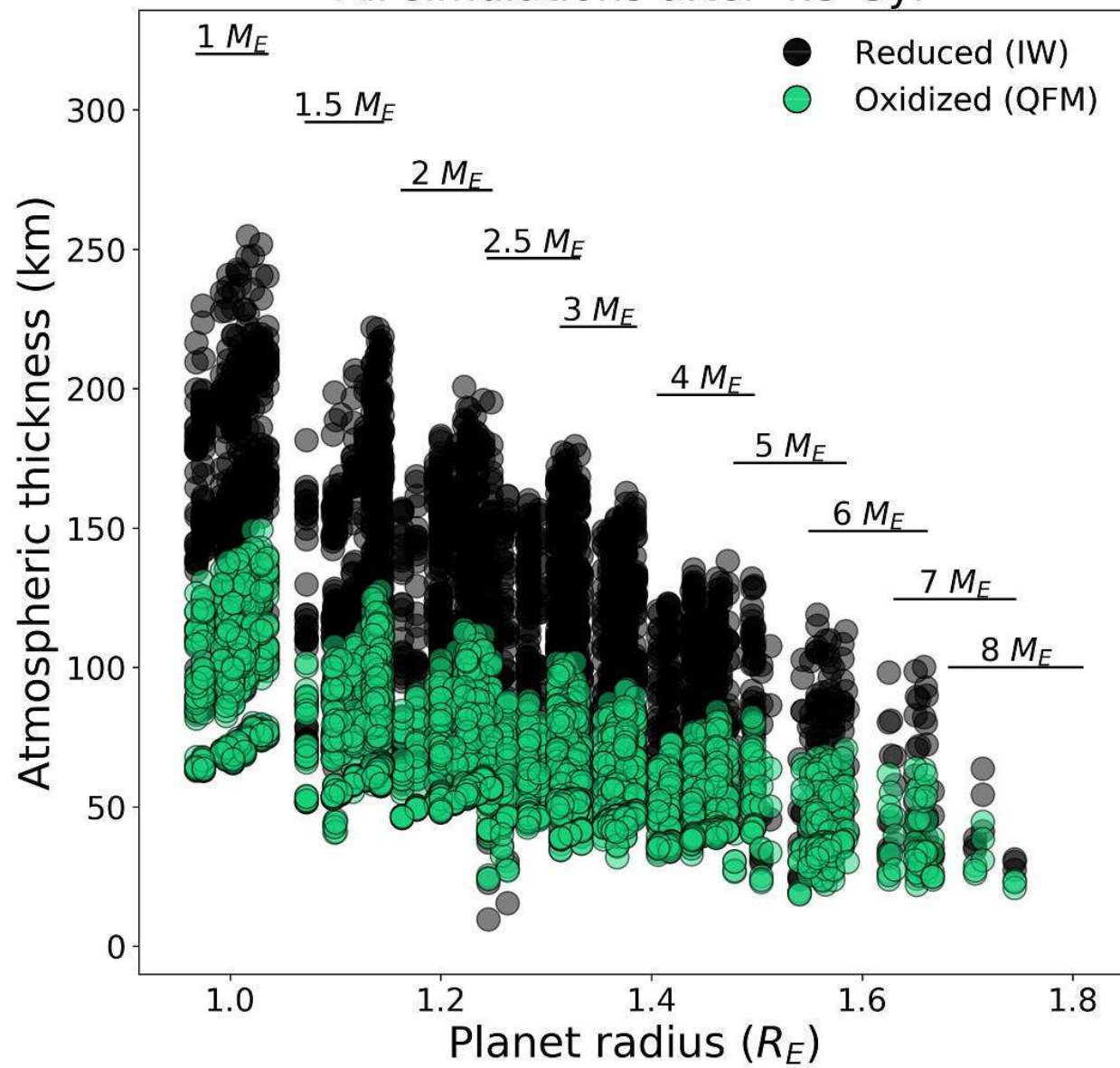


Fig 19

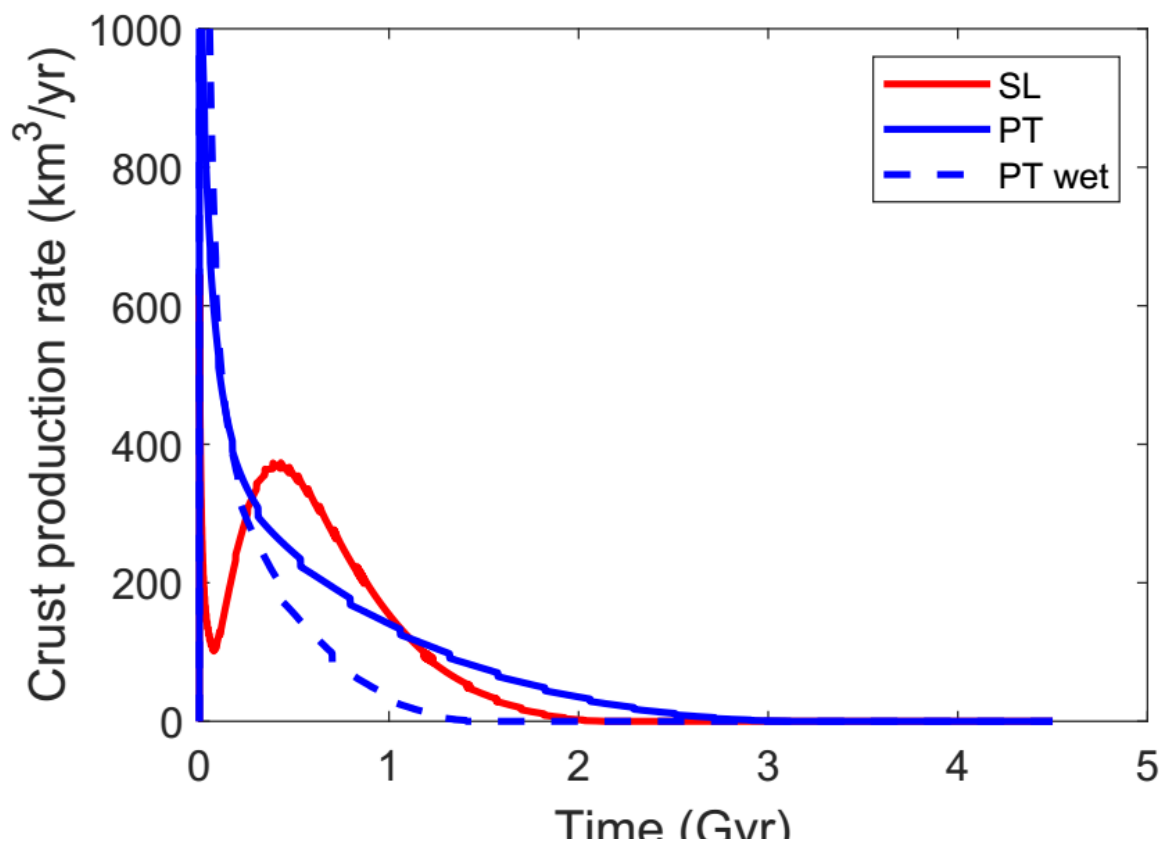
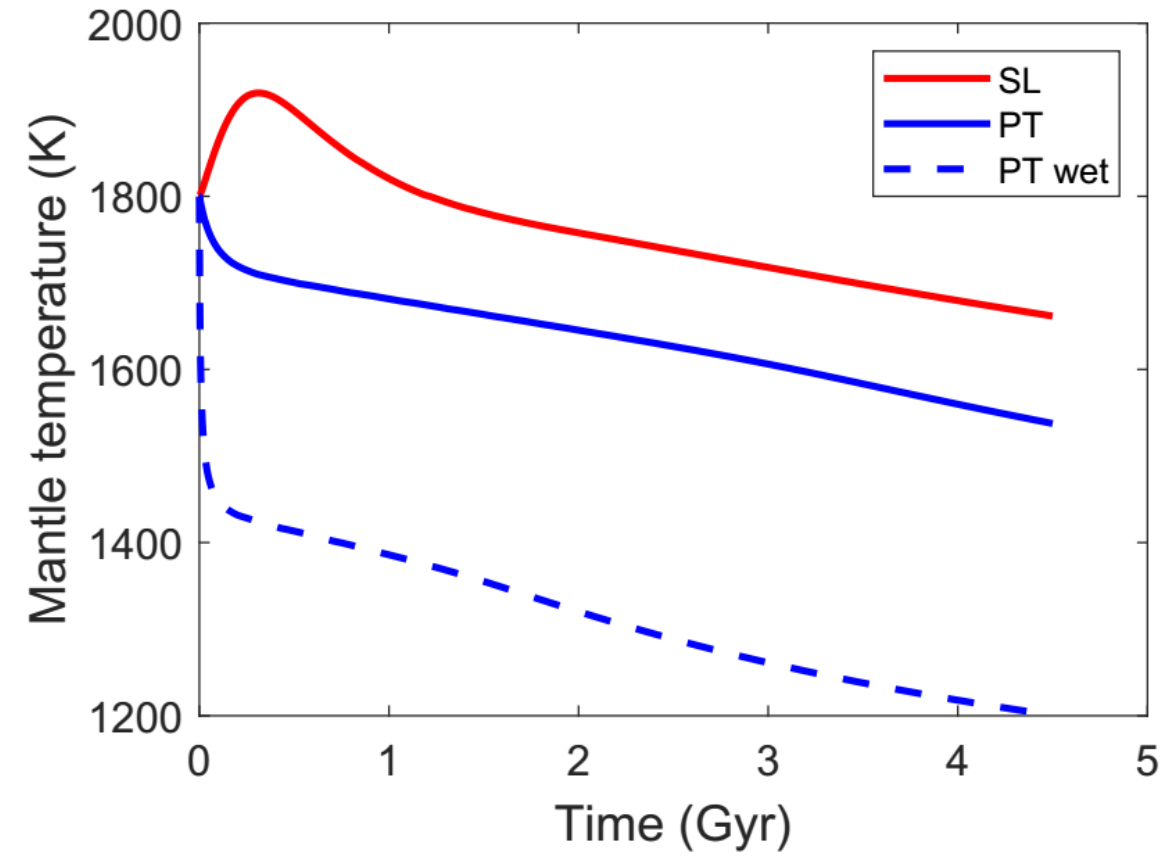


Fig 20

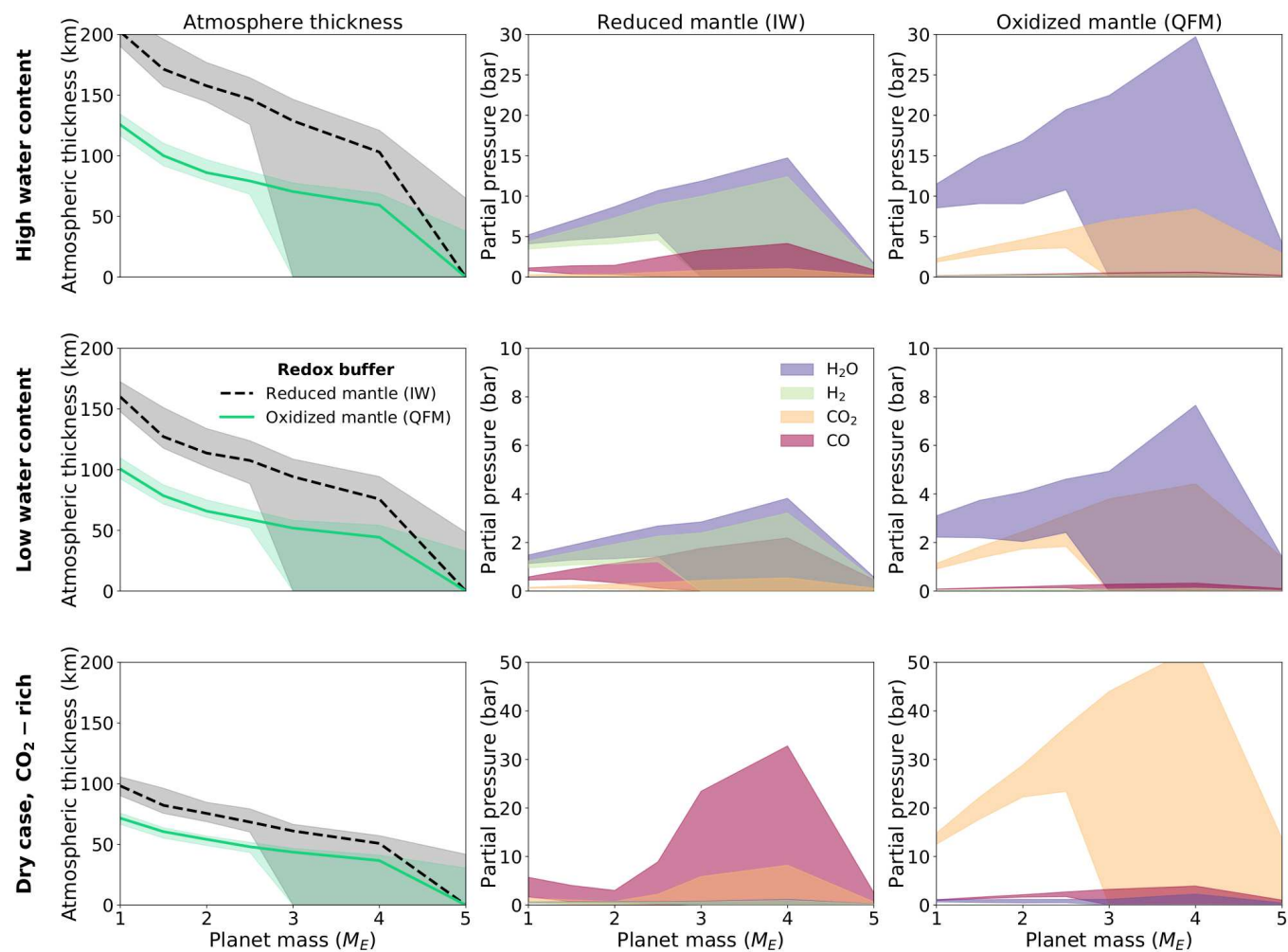


figure 21

[Click here to download figure Fig. 21.pptx](#)

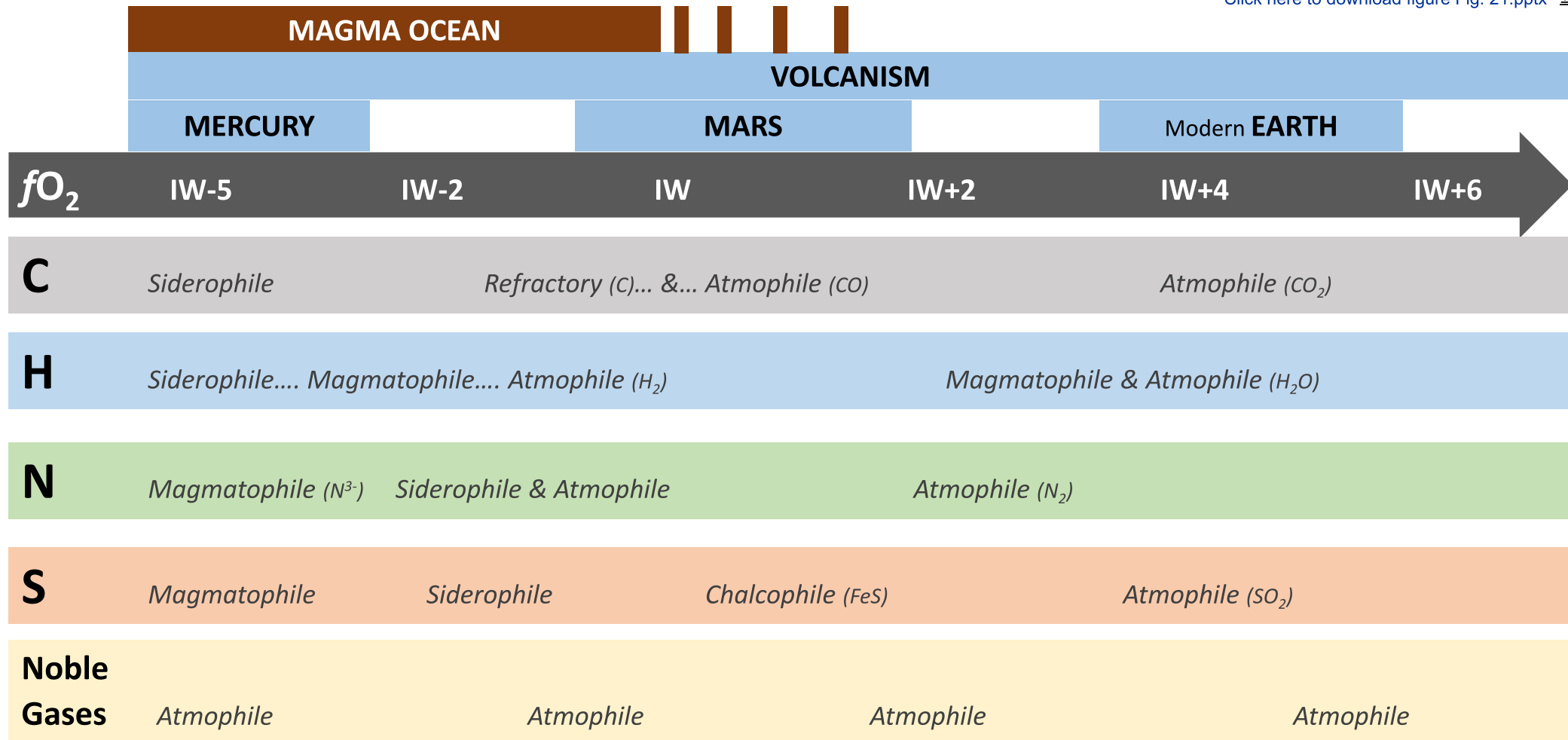


Fig 22

