



HAL
open science

A First Order Phase Transition Studied by an Ising-Like Model Solved by Entropic Sampling Monte Carlo Method

Jorge Linares, Catherine Cazelles, Pierre-Richard Dahoo, Kamel Boukheddaden

► To cite this version:

Jorge Linares, Catherine Cazelles, Pierre-Richard Dahoo, Kamel Boukheddaden. A First Order Phase Transition Studied by an Ising-Like Model Solved by Entropic Sampling Monte Carlo Method. *Symmetry*, 2021, 13 (4), pp.587. 10.3390/sym13040587 . insu-03193440

HAL Id: insu-03193440

<https://insu.hal.science/insu-03193440>

Submitted on 8 Apr 2021

HAL is a multi-disciplinary open access archive for the deposit and dissemination of scientific research documents, whether they are published or not. The documents may come from teaching and research institutions in France or abroad, or from public or private research centers.

L'archive ouverte pluridisciplinaire **HAL**, est destinée au dépôt et à la diffusion de documents scientifiques de niveau recherche, publiés ou non, émanant des établissements d'enseignement et de recherche français ou étrangers, des laboratoires publics ou privés.



Distributed under a Creative Commons Attribution - NonCommercial 4.0 International License

Article

A First Order Phase Transition Studied by an Ising-Like Model Solved by Entropic Sampling Monte Carlo Method

Jorge Linares ^{1,2,*}, Catherine Cazelles ³ , Pierre-Richard Dahoo ⁴ and Kamel Boukheddaden ^{1,*}¹ Université Paris-Saclay, UVSQ, CNRS, GEMAC, 78000 Versailles, France² Departamento de Ciencias, Sección Física, Pontificia Universidad Católica del Perú, Lima-Perú, San Miguel 15088, Peru³ Université Paris-Saclay, UVSQ, IUT de Mantes en Yvelines, 78200 Mantes la Jolie, France; catherine.cazelles@uvsq.fr⁴ Université Paris-Saclay, UVSQ, CNRS, LATMOS, 78290 Guyancourt, France; pierre.dahoo@uvsq.fr

* Correspondence: jorge.linares@uvsq.fr (J.L.); kamel.boukheddaden@uvsq.fr (K.B.)

Abstract: Two-dimensional (2D) square, rectangular and hexagonal lattices and 3D parallelepipedic lattices of spin crossover (SCO) compounds which represent typical examples of first order phase transitions compounds are studied in terms of their size, shape and model through an Ising-like Hamiltonian in which the fictitious spin states are coupled via the respective short and long-range interaction parameters J , and G . Furthermore, an environmental L parameter accounting for surface effects is also introduced. The wealth of SCO transition properties between its bi-stable low spin (LS) and high spin (HS) states are simulated using Monte Carlo Entropic Sampling (MCES) method which favors the scanning of macro states of weak probability occurrences. For given J and G , the focus is on surface effects through parameter L . It is shown that the combined first-order phase transition effects of the parameters of the Hamiltonian can be highlighted through two typical temperatures, $T_{O.D.}$, the critical order-disorder temperature and T_{eq} the equilibrium temperature that is fixed at zero effective ligand field. The relative positions of $T_{O.D.}$ and T_{eq} control the nature of the transition and mediate the width and position of the thermal hysteresis curves with size and shape. When surface effects are negligible ($L = 0$), the equilibrium transition temperature, T_{eq} , becomes constant, while the thermal hysteresis' width increases with size. When surface effects are considered, $L \neq 0$, T_{eq} increases with size and the first order transition vanishes in favor of a gradual transition until reaching a threshold size, below which a reentrance phenomenon occurs and the thermal hysteresis reappears again, as shown for hexagonal configuration.

Keywords: Monte Carlo simulations; entropic-sampling algorithm; spin-crossover; first-order phase transition; thermal hysteresis



Citation: Linares, J.; Cazelles, C.; Dahoo, P.-R.; Boukheddaden, K. A First Order Phase Transition Studied by an Ising-Like Model Solved by Entropic Sampling Monte Carlo Method. *Symmetry* **2021**, *13*, 587. <https://doi.org/10.3390/sym13040587>

Academic Editor: Hung T. Diep

Received: 18 February 2021

Accepted: 26 March 2021

Published: 2 April 2021

Publisher's Note: MDPI stays neutral with regard to jurisdictional claims in published maps and institutional affiliations.



Copyright: © 2021 by the authors. Licensee MDPI, Basel, Switzerland. This article is an open access article distributed under the terms and conditions of the Creative Commons Attribution (CC BY) license (<https://creativecommons.org/licenses/by/4.0/>).

1. Introduction

The quest to improve our knowledge on phenomenon and processes driving the properties of complex materials is challenging for researchers involved not only in experimental but also in theoretical research fields. The term complex is used here to denote molecular systems subjected at the nanometer scale to the influence of a surrounding media. Modeling and simulating physical processes can be achieved either from analytical and or from numerical methods. Whereas the former can solve exactly both finite and infinite model systems, the latter is more appropriate to study finite complex ones. Monte Carlo methods are appropriate to study stochastic systems and as such have been applied to spin crossover (SCO) materials.

Concerning SCO materials [1–12], a typical example of a first-order phase transition, the Monte Carlo methods are used in combination with certain models such as: Ising-like model, atom-phonon coupling (APC) model or mechanical-elastic model. All these models are used to simulate the response of SCO materials when they are subjected to external

perturbations such as: thermal or/and pressure variation, light irradiation, applied external magnetic or electrical fields. The importance granted to these materials are based on their potential application in displays, nanoelectronics, data storage or as temperature or/and pressure or light sensors. These materials which are characterized by two stable states, a diamagnetic low spin (*LS*) with a degeneracy g_{LS} state and a paramagnetic high spin (*HS*) state with a degeneracy g_{HS} ($> g_{LS}$). At the solid state, the interactions between the molecules are at the origin of a thermal hysteresis, that is the fingerprint of a first order phase transition.

In this contribution, we apply the Monte Carlo entropic sampling (MCES) method, described in Section 3, to solve the Hamiltonian associated to the Ising-like model, that will be described in Section 2. The results and the discussion are presented in Section 4, and we conclude in Section 5.

2. Spin Crossover Phenomenon with a Typical First-Order Phase Transition

The spin transition phenomenon was discovered in 1931 by Cambi et al. [13,14]. They revealed an “abnormal” magnetic behavior during the study of a series of Fe(III) compounds based on dithiocarbamate ligand. Later, in 1963, Madeja et al. [15] presented results of measurements of magnetic susceptibilities of the series of compounds [Fe(II)phen₂×₂] (phen = 1,10-phenanthroline; X[−] = Cl[−], Br[−], I[−], N₃[−], SCN[−], SeCN[−]). In 1964, Baker et al. [16] reported the first spin transition of a solid state Fe(II) complex with the [Fe(phen)₂(NCS)₂] complex. The same year, Ewald et al. [17] introduced the notion of spin-crossover.

Spin transition (ST) or spin crossover (SCO) complex magnetic systems form a class of compounds that are thus characterized by two spin states, low spin (*LS*) and high spin (*HS*). They are bistable molecular materials having the properties to switch between the *LS* state and the *HS* state when they are subjected to an external physical constraint such as pressure, temperature, electric or magnetic field or light-matter interaction. The corresponding physical magnetic, optical, thermal, electrical and mechanical properties depend on the change of the spin state and consequently can be used as pressure, temperature, light or electromagnetic field sensors. Computational physics to simulate these properties has thus emerged as a field of research based on a Hamiltonian operator that accounts for the different coupling scheme present in the complex SCO compounds and a pertinent numerical algorithm.

Wajnflasz and Pick [18] model, developed in the 70s, the so called “Ising-like” model, by the introduction of a fictitious spin ($\sigma = +1$ (*HS*) and $\sigma = -1$ (*LS*) to describe the spin states and a parameter J that accounts for the interactions between the molecules, may be regarded as the initial step towards a comprehensive modeling of the effects studied in this work. The total Hamiltonian was solved in the mean field approximation.

The Hamiltonian associated to the Wajnflasz and Pick model writes as follows:

$$H = \frac{\Delta}{2} \sum_{i=1}^N \sigma_i - J \sum \sigma_i \sigma_j \quad (1)$$

Δ (>0) is the difference between the fundamental energy of the *HS* and *LS* states. N is the total number of molecules.

In the mean field approximation and taking account the different degeneracies g_{HS} and g_{LS} of the two states, the Hamiltonian (1) can be written as:

$$H = \frac{\Delta - k_B T \ln(g)}{2} \sum_{i=1}^N \sigma_i - J \sum_{i=1}^N z \sigma_i \langle \sigma \rangle \quad (2)$$

where k_B is the Boltzmann constant, $g = \frac{g_{HS}}{g_{LS}}$, z is the number of nearest neighbors and $\langle \sigma \rangle$ is the thermal average value of σ .

This genuine model (2) has a very simple phase diagram. The transition temperature, T_{eq} , of the system, defined as the temperature at which a half of the (*HS*) spins converts

to (LS), is obtained by cancelling the effective ligand field, $\Delta - k_B T \ln(g)$, which gives $T_{eq} = \frac{\Delta}{k_B \ln(g)}$, and the transition is of first-order when $T_C = \frac{J}{k_B} > T_{eq}$ and continuous (gradual) otherwise.

It is worth mentioning that the present description of the SCO phenomenon in terms of Ising-like model is only phenomenological. More realistic descriptions, based on elastic models [19–22] taking into account the volume change at the transition, demonstrated that this type of models is isomorphic with an Ising-like model combining short- and long-range interactions [23].

These interactions, represented by the coupling parameters, J and G in the present extended Wajnflashz model of Equation (3), are due to the elastic strain field propagating along the lattice through acoustic phonons. The long-range interaction contribution is assumed here, for simplicity, as uniform and of infinite-range. This type of interaction, is known to be equivalent of mean-field model, which then justifies the mean-field treatment in Equation (1). Therefore, to go beyond model (1), and in order to reproduce the experimental results of thermal hysteresis shapes, it is important to combine in the same Hamiltonian both long- and short-range interactions.

Among these extensions, in 1999 Linares et al. [24] analyzed the shape of thermal hysteresis in 1D SCO compounds, and proposed significant improvement of model (1) by integrating a long-range interaction term (G) along with a short-range one (exchange-like, J), in the extended 1D Ising-like Hamiltonian, and studied analytically the conditions to obtain first and gradual spin transitions. One year later, the dynamical version of this model was investigated by Boukheddaden et al. [25].

Here, we are interested in the equilibrium thermodynamic properties of the 2D version of this model, whose Hamiltonian writes:

$$H = \frac{\Delta - k_B T \ln(g)}{2} \sum_{i=1}^N \sigma_i - J \sum_{\langle i,j \rangle} \sigma_i \sigma_j - G \sum_{i=1}^N \sigma_i \langle \sigma \rangle \quad (3)$$

where, $\langle i,j \rangle$ means that only the term, J (short-range interaction), connects the nearest neighbors sites.

As in the previous case, the infinite long-range interaction, expressed through $\langle \sigma \rangle$ in the Equation (3) allows, by self-consistent numerical method, to reproduce in specific conditions, the thermal hysteresis observed in spin-crossover compounds.

To take into account the interaction between the molecules at the surface and the external medium, an additional energetic contribution to the ligand field (L term) has been introduced [20–22].

$$H = \frac{\Delta - k_B T \ln(g)}{2} \sum_{i=1}^N \sigma_i - J \sum_{\langle i,j \rangle} \sigma_i \sigma_j - G \sum_{i=1}^N \sigma_i \langle \sigma \rangle - L \sum_{k=1}^M \sigma_k \quad (4)$$

where σ_k stands for the spin state of the M molecules at the surface.

As previously shown [26–28], the parametric form of the total Hamiltonian is expressed as:

$$H = -h m - J s - L c \quad (5)$$

where:

$$h = - \frac{\Delta - k_B T \ln(g) - 2 G \langle \sigma \rangle}{2} \quad (6)$$

is the effective energy gap between (HS) and (LS) states, and the macroscopic variables m , s and c are defined as follows:

$$m = \sum_{i=1}^N \sigma_i \quad (7)$$

$$s = \sum_{\langle i,j \rangle} \sigma_i \sigma_j \quad (8)$$

$$c = \sum_{k=1}^M \sigma_k \quad (9)$$

From the total number of configurations, 2^N , there are $d(m, s, c)$ configurations with the same m, s and c values. The purpose of the Monte Carlo-entropic sampling method (MCES) is to scan these “density of states” $d(m, s, c)$. Let’s introduce N' ($< 2^N$) the number of different macro-states characterized by the same values of (m, s, c) .

The partition function is given by:

$$Z = \sum_1^{N'} d(m, s, c) \exp(-\beta (-h m - J s - L c)) \quad (10)$$

and $\beta = \frac{1}{k_B T}$.

The thermal average value of the operator $\langle \sigma \rangle$ is given by the following relation,

$$\langle \sigma \rangle = \frac{\sum_1^{N'} \frac{m}{N} d(m, s, c) \exp(-\beta (-h m - J s - L c))}{Z} \quad (11)$$

which is related to the high-spin fraction (Nhs) by the expression:

$$Nhs = \frac{1 + \langle \sigma \rangle}{2} \quad (12)$$

Moreover, by assuming that the transition temperature T_{eq} of the system corresponds to a null total effective ligand-field, then it can be shown that:

$$T_{eq} = \frac{N - M}{N} T_{eq}^{bulk} + \frac{M}{N} T_{eq}^{surf} \quad (13)$$

where T_{eq}^{bulk} and T_{eq}^{surf} are the bulk and surface transition temperatures respectively. Note that M depends on the type of configuration of the nanoparticles.

3. Monte-Carlo Entropic Sampling Method

Monte Carlo methods are frequently used in solid state physics to study the equilibrium properties of matter at the macroscopic scale and, to a lesser extent the non-equilibrium properties close to equilibrium. The properties of metastable states remain a challenge to the theoretical physicist. For example, by construction, the Monte Carlo Metropolis algorithm scans the most probable configurations, which are the configurations that shape the Boltzmann equilibrium thermodynamic trajectory in the phase space.

To obtain the density of states, the entire space of configurations must be visited, which is achieved by the entropic sampling method (MCES) [29–31]. This method is based on the idea that any desired distribution P can be obtained from a Monte Carlo method, if this distribution appears in the detailed balance equation that writes as:

$$P_i W_{i \rightarrow j} = P_j W_{j \rightarrow i} \quad (14)$$

where $W_{i \rightarrow j}$ is the transition probability from state (i) to state (j) .

In this contribution, the “states” in Equation (14) are the macro-states characterized by (m_i, s_i, c_i) and the detailed balance equation is given by the relation,

$$P_{\langle m_i, s_i, c_i \rangle} W_{\langle m_i, s_i, c_i \rangle \rightarrow \langle m_j, s_j, c_j \rangle} = P_{\langle m_j, s_j, c_j \rangle} W_{\langle m_j, s_j, c_j \rangle \rightarrow \langle m_i, s_i, c_i \rangle} \quad (15)$$

In the framework of the entropic sampling algorithm, the following probability is introduced such that:

$$P_i = \frac{1}{d_i} = \frac{1}{d(m_i, s_i, c_i)} \quad (16)$$

Such a choice of P_i favors the macrostates with small density of states and dampens those with high density.

Using $d(m_i, s_i, c_i)$ as a bias, a “Monte-Carlo step” run and a histogram of the frequency of the macrostates $H(m_i, s_i, c_i)$ are obtained. Then the density of states in the next “Monte Carlo step” is improved by the following relation:

$$d(m_{i+1}, s_{i+1}, c_{i+1}) = H(m_i, s_i, c_i) \times d(m_i, s_i, c_i) \quad (17)$$

This technique is used iteratively until an almost constant (flat) $H(m_i, s_i, c_i)$ histogram is obtained. The density of states $d(m_i, s_i, c_i)$ is then used to calculate the partition function and the thermal average value of the fictitious spin operator.

4. Results and Discussion

In a first stage, the thermal dependence of the (HS) fraction obtained for 2D configurational topology of nanoparticles is presented and the size, shape and surface (L) effects under temperature are analyzed for square, rectangular and hexagonal shaped lattices. Next, the shape effects and the influence of a ligand-field (L) are studied for 3D compounds.

4.1. 2D Square Lattice: Size Effects under Temperature

4.1.1. The Case $L = 0$

Figure 1 shows the thermal evolution of the (HS) fraction without the peripheral ligand-field, which amounts to setting $L/k_B = 0$ in the calculations. The interactions between the edge molecules and their surrounding matrix are therefore not taken into account and in the absence of this corresponding ligand field, the equilibrium temperatures of the surface T_{eq}^{surf} and the bulk T_{eq}^{bulk} are equal. Hence, according to the term h in Equation (6), the set of thermodynamic parameters $\Delta/k_B = 1300$ K (enthalpy change) and $\ln(g) = 6.01$ (entropy change) leads to $(\Delta/k_B) / \ln(g) \approx 216.3$ K which therefore corresponds to the equilibrium temperature T_{eq} for the 3×3 to 12×12 lattices, as depicted in Figure 1. Additionally denoted by $T_{1/2}$, it corresponds to an equal distribution of the configurations in the state (BS) and in the state (HS).

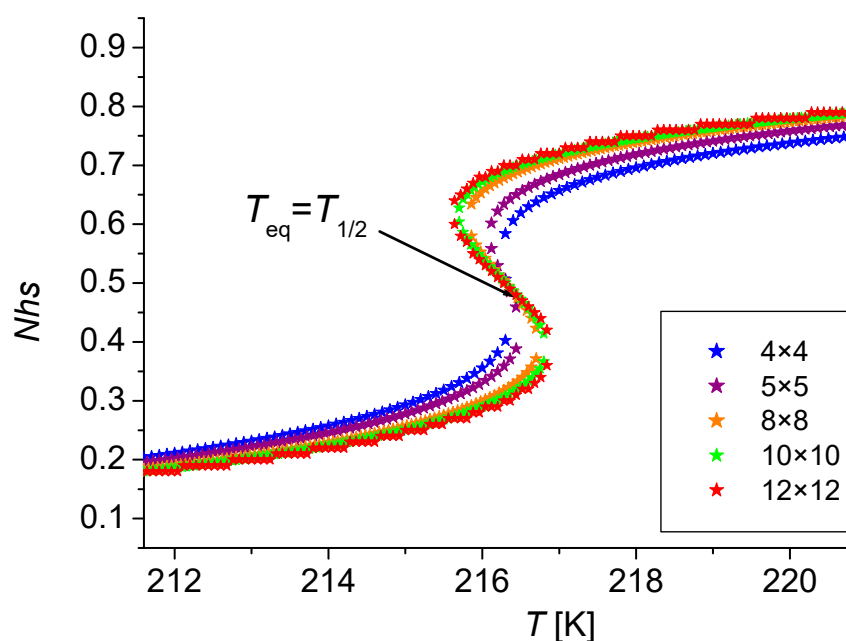


Figure 1. Thermal evolution of the (HS) fraction for different square lattices: 4×4 (blue star), 5×5 (purple star), 8×8 (orange star), 10×10 (green star) and 12×12 (red star). The computational parameters are: $\Delta/k_B = 1300$ K, $G/k_B = 174.6$ K, $J/k_B = 15.7$ K, $L/k_B = 0$ K, $\ln(g) = 6.01$.

As can also be seen in Figure 1, the change of spin state is not of the same type depending on the size of the lattice. The 4×4 system exhibits a sharp spin transition which is the imprint of a more cooperative system, in which each metal center interacts more strongly with the others and is influenced by the change in the spin state of its neighbors. A hysteresis loop, typical of a first-order transition, is associated with larger systems 5×5 , 8×8 , 10×10 and 12×12 , which are highly cooperative. By increasing the size of the nanoparticle configuration, the coupling between the molecules strengthens and the order-disorder transition temperature $T_{O.D.}$ of the system (or Curie temperature) increases. At the onset of the following condition $T_{eq} < T_{O.D.}$, a hysteretic behavior appears. A zoom around the transition temperature, in Figure 2, highlights this phenomenon.

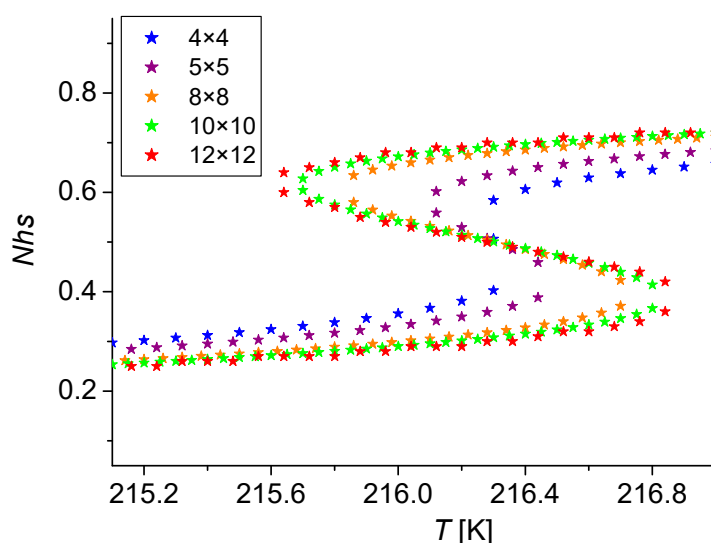


Figure 2. Enlarged view of the simulated thermal evolution of the (HS) fraction at the transition zone for different square lattices: 4×4 (blue star), 5×5 (purple star), 8×8 (orange star), 10×10 (green star) and 12×12 (red star). The computational parameters are: $\Delta/k_B = 1300$ K, $G/k_B = 174.6$ K, $J/k_B = 15.7$ K, $L/k_B = 0$ K, $\ln(g) = 6.01$.

The transition temperatures reported in Figure 3, in the heating mode (T_{up}) and in the cooling mode (T_{down}), clearly show that the width of the hysteresis $\Delta T = T_{up} - T_{down}$ increases with the size of the system.

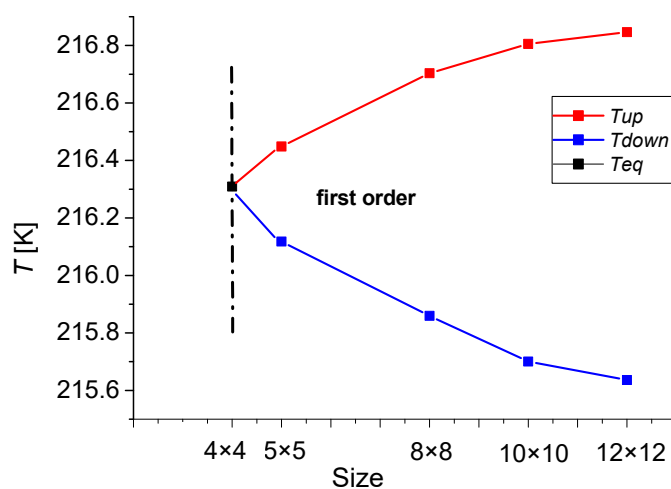


Figure 3. Size dependence of the lower (T_{down}) and upper (T_{up}) transition temperatures of the thermal (HS) fraction corresponding to Figure 2. The computational parameters are: $\Delta/k_B = 1300$ K, $G/k_B = 174.6$ K, $J/k_B = 15.7$ K, $L/k_B = 0$ K, $\ln(g) = 6.01$.

4.1.2. The Case $L \neq 0$

By adding the interaction term L between surface molecules and the environment, it is wise for analysis to distinguish different types of sites in the simulations. In fact, molecules located in the bulk (N_b) and on the surface (N_s) do not have the same number of first-neighbors (q) and the same number of interactions with the environment (z). Then, the expressions of surface and bulk transition temperatures ($N = N_{tot} = N_b + N_s$ and $M = N_s$), can be cast as:

$$T_{eq}^{bulk} = \frac{\Delta}{k_B \ln(g)}, T_{eq}^{surf} = \frac{\Delta - 2L}{k_B \ln(g)} \text{ and } T_{eq} = \frac{N_b T_{eq}^{bulk} + N_s T_{eq}^{surf}}{N_{tot}} \quad (18)$$

Taking into account the interaction term L , a competition appears between T_{eq} and $T_{O.D.}$. When the lattice size is reduced, the total number of interactions between molecules decreases and the order-disorder temperature decreases. At the same time, the equilibrium temperature decreases. As can be seen in Figure 4, for the 4×4 compounds, the equilibrium temperature T_{eq} decreases faster than the order-disorder temperature $T_{O.D.}$, which leads to the appearance of a first-order transition with a hysteresis loop. This behavior is similar to that reported by Peng et al. [32] for a $[\text{Fe}(\text{pz})\{\text{Ni}(\text{CN})_4\}]$ SCO nanoparticle.

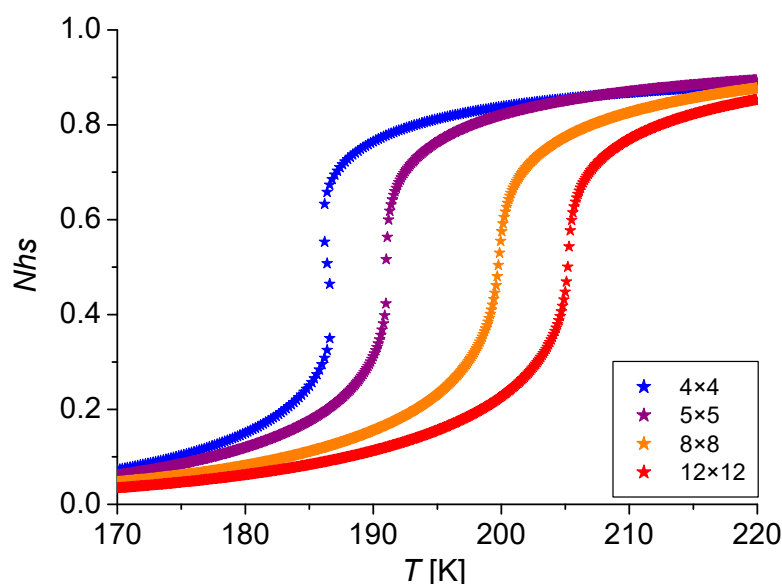


Figure 4. Thermal evolution of the (HS) fraction for different lattice sizes: 4×4 (blue star), 5×5 (purple star), 8×8 (orange star) and 12×12 (red star). The computational parameters are: $\Delta/k_B = 1300$ K, $G/k_B = 173.6$ K, $J/k_B = 12.9$ K, $L/k_B = 120$ K and $\ln(g) = 6.01$.

4.2. 2D Rectangular Lattice: Shape Effects under Temperature

In this section, the thermal-dependence of the (HS) fraction is analyzed for different lattice shapes comprising 144 molecules. We start with a 12×12 square lattice and the length of one side is gradually increased at the expense of the other side, until a 2×72 rectangular-shaped lattice is obtained. The ratio t between the number of molecules on the surface and the total number of molecules is calculated for each lattice configuration. The values of the t parameter are gathered in Table 1 and Figure 5 shows the curves obtained for the different shapes 12×12 , 8×18 , 6×24 , 4×36 , 3×48 and 2×72 . It is worth mentioning that in the case of the 72×2 lattice, all the molecules are located at the surface which is equivalent to a value of the parameter t equal to 1 and the width of the thermal hysteresis $\Delta T = T_{up} - T_{down}$ is then maximum. It gradually decreases and disappears for the case 6×24 and 8×18 . The thermal hysteresis reappears for the square lattice 12×12 , indicating the presence of a re-entrance phenomenon.

Table 1. Evolution of the width of the thermal hysteresis $\Delta T = T_{up} - T_{down}$ as a function of the shape of the 2D system and of the ratio parameter t corresponding to Figure 5. The computational parameters are: $\Delta/k_B = 1300$ K, $J/k_B = 13.0$ K, $G/k_B = 179.7$ K, $L/k_B = 120$ K and $\ln(g) = 6.01$.

Shape	T_{down} (K)	T_{up} (K)	$T_{up} - T_{down}$ (K)	$t = N_s/N_{tot}$
12×12	204.93	205.46	0.53	0.30
8×18	204.00	204.00	0	0.33
6×24	201.70	201.70	0	0.38
4×36	195.55	195.93	0.38	0.52
3×48	188.37	189.91	1.54	0.68
2×72	171.46	179.87	8.41	1

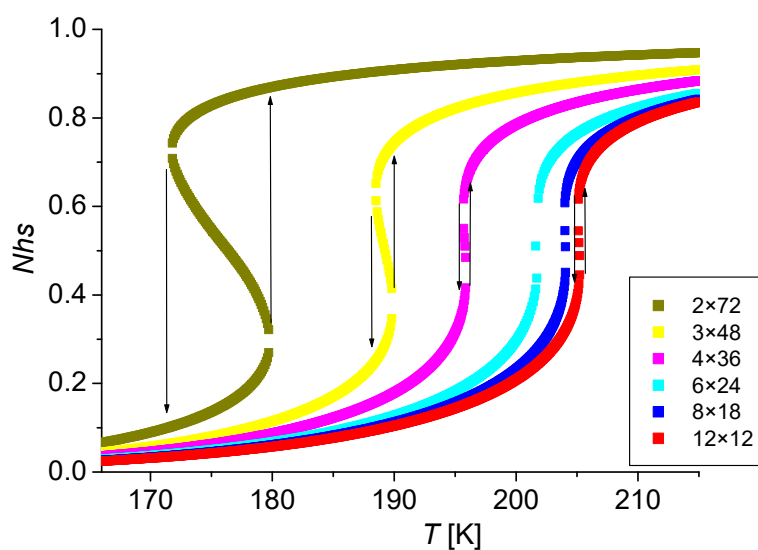


Figure 5. Evolution of the high spin versus the temperature for several shapes: 12×12 (red square), 8×18 (blue square), 6×24 (cyan square), 4×36 (magenta square), 3×48 (yellow square) and 2×72 (dark yellow square). The computational parameters are: $\Delta/k_B = 1300$ K, $J/k_B = 12.7$ K, $G/k_B = 180.1$ K, $L/k_B = 120$ K and $\ln(g) = 6.01$.

4.3. Case of Triangular Interactions

In this section, the case of nanoparticles with a triangular interaction leading to hexagonal-shaped systems is explained. Each molecule located inside the bulk has, as it can be seen in Figure 6, six nearest-neighbours (nn) while those situated at the external surface have three or four nn.

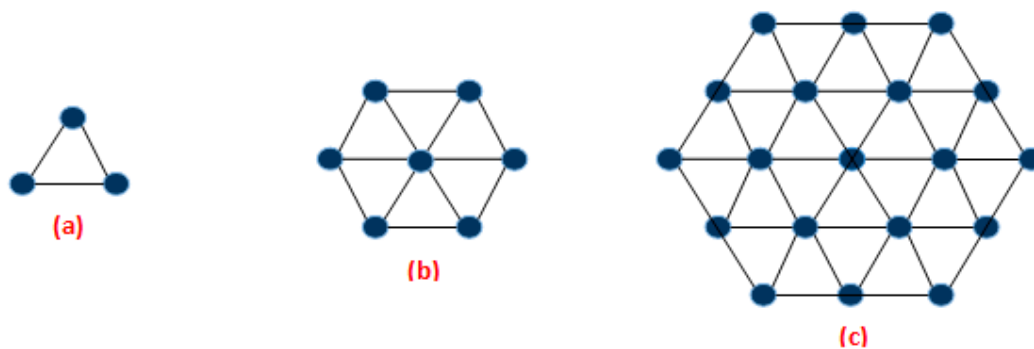


Figure 6. Schematic representation of the triangular interaction leading to a hexagonal-shaped systems: (a) Triangular case, (b) hexagonal lattice with 7 molecules, (c) hexagonal lattice with 19 molecules.

Five different sizes of these systems with 19, 37, 61 and 91 molecules have been studied. They are characterized, as it is shown in Table 2, by quite different values for the ratio t . The latter ratio is important to highlight the influence of the environment, correlated to the L interaction term, for the molecules at the surface.

Table 2. Relationship between the size of the system and the ratio parameter t between the surface atoms N_s and the total number of atoms N_{tot} in the case of a hexagonal-shaped lattice.

Size of the System	N_{tot} = Total Number of Atoms	$t = N_s/N_{tot}$
H ₃	19	0.63
H ₄	37	0.48
H ₅	61	0.39
H ₆	91	0.32
H ₇	127	0.28

Typical values from experimental results of the parameter Δ (the energy difference between the fundamental energy level of the (HS) and (LS) states) and of $g = g_{HS}/g_{LS}$ have been used: $\Delta/k_B = 1200$ K and $\ln(g) = 6.5$.

Firstly, the interactions between the molecules at the surface and the environment are discarded, which amounts to consider $L/k_B = 0$ in the calculations.

As it is shown in Figure 7, the transition from (BS) to (HS) configuration as a function of temperature for the H3 system shows a small thermal hysteresis. The width of the hysteresis loop increases as the size of the crystal lattice increases. This behavior is explained by the fact that the Curie (or the order-disorder) temperature designed by $T_{O.D.}$ decreases when the size of the molecules decreases whereas the transition temperature designed by T_{eq} remains constant (in our case $T_{eq} = 184.6$ K for the parameters chosen for the calculations). The value of the transition temperature is deduced from the following equation: $T_{eq} = \frac{\Delta}{k_B \ln(g)}$, as given in Equation (18). The first-order phase transition takes place when the condition $T_{O.D.} > T_{eq}$ is satisfied. This condition is fulfilled for systems H3 to H7.

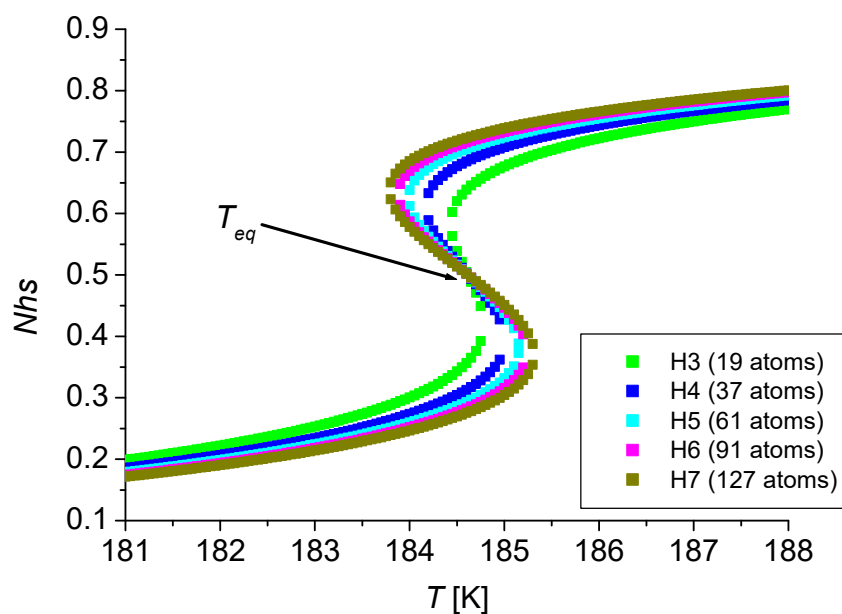


Figure 7. The simulated thermal behavior of the total high spin (HS) fraction, N_{hs} , for different system sizes: H3 (green square), H4 (blue square), H5 (cyan square), H6 (magenta square) and H7 (dark yellow square). The computational parameters are: $\Delta/k_B = 1200$ K, $J/k_B = 14.8$ K, $G/k_B = 136$ K, $L/k_B = 0$ K and $\ln(g) = 6.5$.

The case corresponding to the interaction between the molecules at the surface and their immediate environment is next investigated with $L/k_B = 125$ K. The results are shown in Figure 8 below.

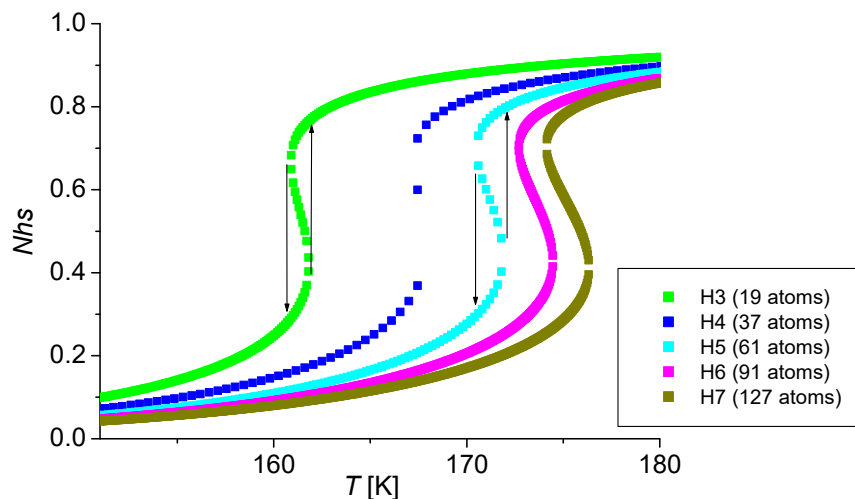


Figure 8. Thermal behavior of the total high spin (*HS*) fraction, N_{hs} , and re-entrance phenomenon: H3 (green square), H4 (blue square), H5 (cyan square), H6 (magenta square) and H7 (dark yellow square). The computational parameters are: $\Delta/k_B = 1200$ K, $J/k_B = 14.8$ K, $G/k_B = 136$ K, $L/k_B = 125$ K and $\ln(g) = 6.5$.

Figure 9 shows that the material undergoes a spin transition with hysteresis. The thermal hysteresis decreases in width when size decreases (127, 91, 61 atoms) until its disappearance for the case H4 (37 atoms) and then reappears (for 19 atoms). This is a re-entrance phase case. To highlight this behavior, the variation of the width of the hysteresis as a function of the total number of molecules has been plotted in Figure 9 below.

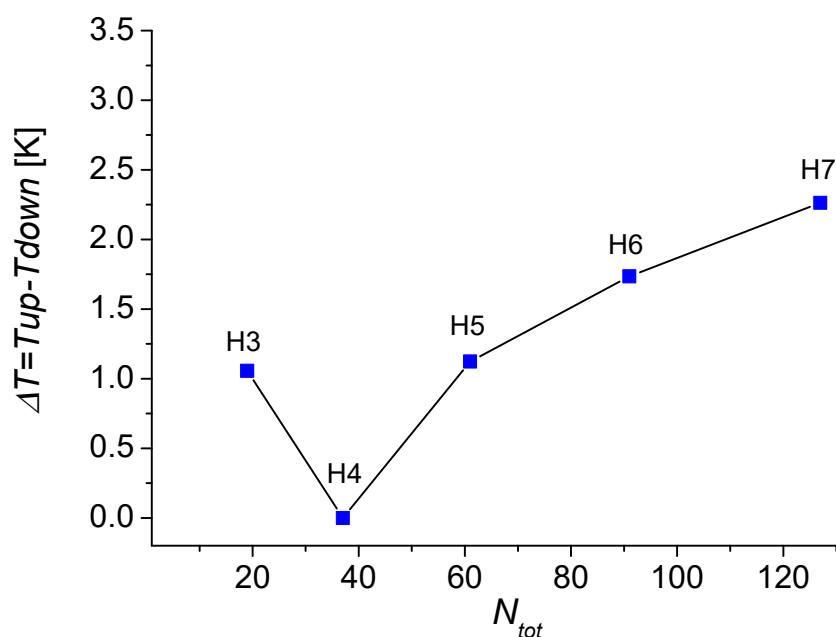


Figure 9. Hysteresis width as a function of the total number of molecules N_{tot} : H3 (19 atoms), H4 (37 atoms), H5 (61 atoms), H6 (91 atoms) and H7 (127 atoms). The computational parameters are: $\Delta/k_B = 1200$ K, $J/k_B = 14.8$ K, $G/k_B = 136$ K, $L/k_B = 125$ K and $\ln(g) = 6.5$.

This result is explained by the influence of the interaction between the surface molecules and the surroundings designed by L on the value of the transition temperature. For the molecules at the surface T_{eq}^{surf} is given by the following equation: $T_{eq}^{surf} = \frac{\Delta - 2L}{k_B \ln g}$ as expressed in Equation (18).

4.4. 3D Parallelepiped Lattice: Shape Effects under Temperature

4.4.1. The Case $L = 0$

Figure 10 highlights the shape effects on the thermal evolution of the high spin fraction. As observed in the 2D case, in the absence of surface matrix effects ($L/k_B = 0$ K), the equilibrium temperature T_{eq} is a constant whatever the size and shape of the studied system. With the computational parameters $\Delta/k_B = 1300$ and $\ln(g) = 6.01$, $T_{eq} = (\Delta/k_B)/\ln g \approx 216.3$ K. The $4 \times 4 \times 6$ system displays a thermal hysteresis which is the sign of a first-order transition. As can be seen in Figure 11, the width of this hysteresis decreases for the $4 \times 4 \times 5$ system and disappears for the cases $4 \times 4 \times 4$ and $4 \times 4 \times 3$. The values of the parameter t defined as the ratio between the number of molecules on the surface (N_s) and the total (N_T) number of molecules, depend on the shape of the system, are given in Table 3 and show that the thermal hysteresis decreases when the ratio t increases. This phenomenon can be explained by the fact that bulk sites favor the first order transition, while surface atoms, which increase in number with decreasing size, promote a gradual transition due to the lack of neighboring sites.

Table 3. Values of the ratio parameter t for different sizes of 3D parallelepiped nanoparticles.

Size of the System	N_s	N_T	$t = N_s/N_{tot}$
$4 \times 4 \times 3$	44	48	0.91
$4 \times 4 \times 4$	56	64	0.87
$4 \times 4 \times 5$	68	80	0.85
$4 \times 4 \times 6$	80	96	0.83

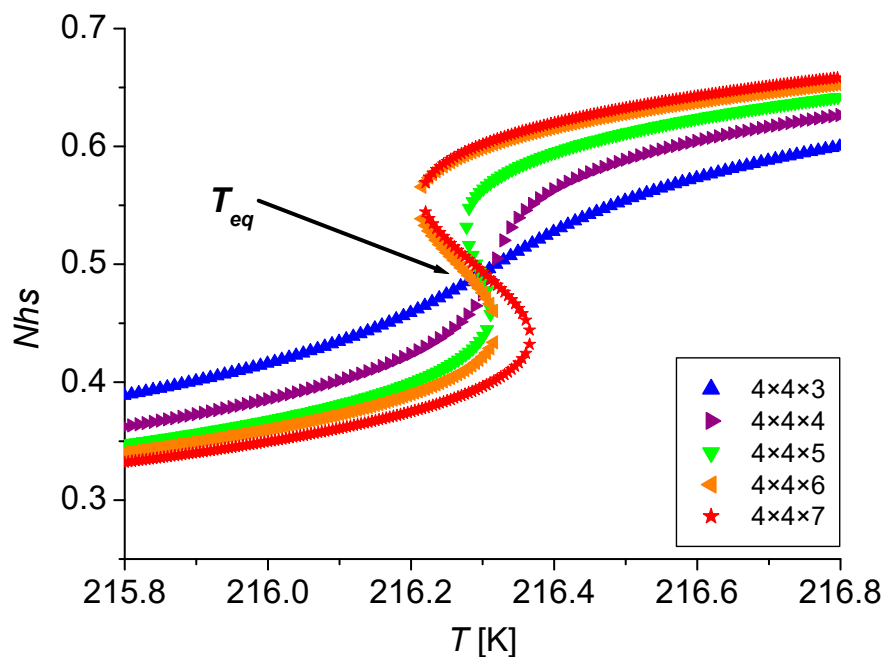


Figure 10. Thermal evolution of the high spin fraction for different sizes of the 3D SCO nanoparticle configuration: $4 \times 4 \times 3$ (blue up triangle), $4 \times 4 \times 4$ (purple right triangle), $4 \times 4 \times 5$ (green down triangle), $4 \times 4 \times 6$ (orange left triangle). The computational parameters are: $\Delta/k_B = 1300$ K, $J/k_B = 19.5$ K, $G/k_B = 134.2$ K, $L/k_B = 0$ and $\ln(g) = 6.01$.

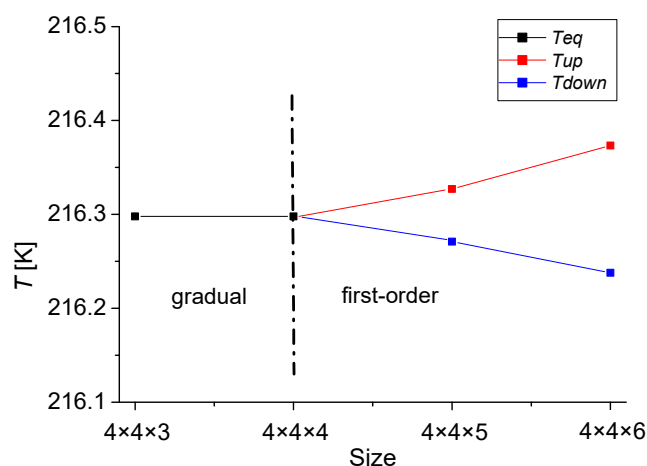


Figure 11. Evolution of the width of the thermal hysteresis $\Delta T = T_{up} - T_{down}$ as a function of the size of the system corresponding to Figure 10. The computational parameters are: $\Delta/k_B = 1300$ K, $J/k_B = 19.5$ K, $G/k_B = 134.2$ K, $L/k_B = 0$ K and $\ln(g) = 6.01$.

4.4.2. The Case $L \neq 0$

The value of parameter L/k_B has been gradually increased from the value 0 K to the value 200 K. The results are reported in Figure 12 for the $4 \times 4 \times 6$ shaping system and show that the increase in L/k_B progressively shifts the equilibrium temperature of the system towards lower temperatures and is accompanied by a first-order transition. Indeed, the influence of the T_{eq}^{surf} increases. It results in a decreased value of T_{eq} and then the appearance of a thermal hysteresis when the condition $T_{eq} < T_{O.D.}$ is satisfied.

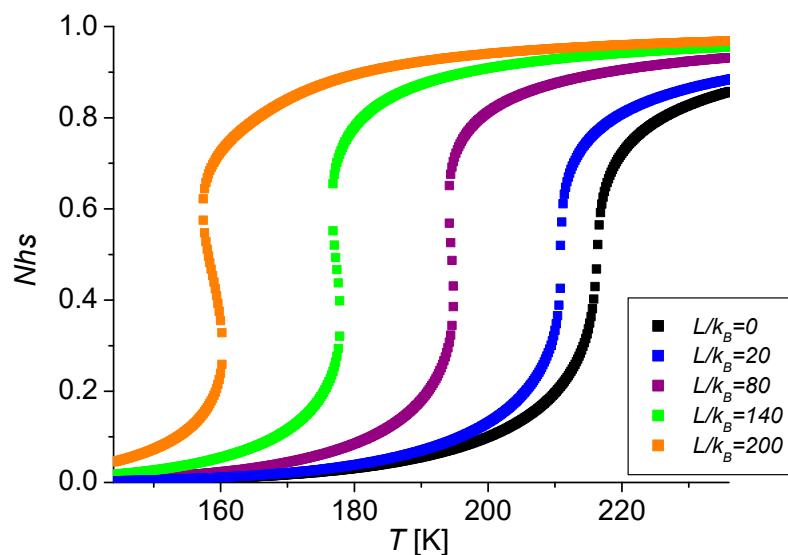


Figure 12. Thermal evolution of the (HS) molar fraction N_{hs} in a $4 \times 4 \times 6$ 3D SCO nanoparticle configuration for different values of the interaction with the surroundings: $L/k_B = 0$ (black square), $L/k_B = 20$ (blue square), $L/k_B = 80$ (purple square), $L/k_B = 140$ (green square) and $L/k_B = 200$ (orange square). The computational parameters are: $\Delta/k_B = 1300$ K, $J/k_B = 18.5$ K, $G/k_B = 130.2$ K and $\ln(g) = 6.01$. The ratio t between surface and total numbers of molecules is: $t = 80/96 = 0.83$.

5. Conclusions

Monte Carlo entropic sampling (MCES) applied to an Ising-like model of SCO compounds shows that surface atoms have no effect on the system's equilibrium temperature whatever the size or shape, when the coupling parameter of edge molecules L/k_B is set to zero. However, a first order transition with thermal hysteresis occurs with an increase

in the width of the hysteresis loop when the size increases. When $L/k_B \neq 0$, opposite effects are observed. The thermal hysteresis increases when the size of the system decreases and when the shape gradually evolves towards an elongated rectangular 2×72 . This feature is connected to the relative positions of the equilibrium temperature T_{eq} and the order-disorder transition $T_{O.D.}$ (or Curie) temperature. When the ratio t of the number of molecules at the surface to the total number of molecules increases, the energetic contribution L acts as a negative ligand-field, lowering the equilibrium temperature. Hence, for smaller lattice sizes, the condition $T_{eq} < T_{O.D.}$ is fulfilled and leads to a first-order transition. The “competition” between the effects of T_{eq} and $T_{O.D.}$ is particularly striking for the hexagonal system, for which a re-entrance phenomenon is clearly depicted for 3D SCO configuration of size $4 \times 4 \times 6$. These results show that the MCES method, is well adapted to investigate the thermal properties of spin transitions in the 2D and 3D SCO compounds although it is limited to small sizes. Future work will concern cubic centered and faced cubic centered structures and iron (II) spin-crossover binuclear compounds.

Author Contributions: Conceptualization, methodology and supervision, J.L. and K.B.; software, C.C. and J.L.; validation and formal analysis, J.L., C.C., P.-R.D. and K.B.; writing—original draft preparation, C.C., P.-R.D. and J.L.; writing—review and editing J.L., C.C., P.-R.D., and K.B. All authors have read and agreed to the published version of the manuscript.

Funding: This research received no external funding.

Institutional Review Board Statement: Not applicable.

Informed Consent Statement: Not applicable.

Data Availability Statement: Data are available from the authors on reasonable request.

Acknowledgments: CHAIR Materials Simulation and Engineering, UVSQ, Université Paris Saclay is gratefully acknowledged.

Conflicts of Interest: The authors declare no conflict of interest.

References

1. Gütlich, P.; Hauser, A.; Spiering, H. Thermal and Optical Switching of Iron (II) Complexes. *Angew. Chem.* **1994**, *33*, 2024–2054. [[CrossRef](#)]
2. Toftlund, H. Spin equilibria in iron (II) complexes. *Coord. Chem. Rev.* **1989**, *94*, 67–108. [[CrossRef](#)]
3. Coronado, E. Molecular magnetism: From chemical design to spin control in molecules, materials and devices. *Nat. Rev. Mater.* **2019**, *5*, 87–104. [[CrossRef](#)]
4. Gütlich, P.; Goodwin, H.A. Spin Crossover—An Overall Perspective. In *Spin Crossover in Transition Metal Compounds I*; Gütlich, P., Goodwin, H.A., Eds.; Springer: Berlin/Heidelberg, Germany, 2004; Volume 233, pp. 1–47. [[CrossRef](#)]
5. Loutete-Dangui, E.D.; Varret, F.; Codjovi, E.; Dahoo, P.R.; Tokoro, H.; Ohkoski, S.; Eypert, C.; Letard, J.F.; Coanga, J.M.; Boukheddaden, K. Thermal spin transition in $[\text{Fe}(\text{NH}_2\text{-trz})_3]\text{Br}_2$ investigated by spectroscopic ellipsometry. *Phys. Rev. B* **2007**, *75*, 184425. [[CrossRef](#)]
6. Loutete-Dangui, E.D.; Codjovi, E.; Tokoro, H.; Dahoo, P.R.; Ohkoski, S.; Boukheddaden, K. Spectroscopic ellipsometry investigations of the thermally induced first order transition of $\text{RbMn}[\text{Fe}(\text{CN})_6]_n$ derivative. *Phys. Rev. B* **2008**, *78*, 014303. [[CrossRef](#)]
7. Chiruta, D.; Linares, J.; Dahoo, P.R.; Dimian, M. Analysis of long-range interaction effects on phase transitions in two-step spin-crossover chains by using Ising-type systems and Monte Carlo entropic sampling technique. *J. Appl. Phys.* **2012**, *112*, 074906. [[CrossRef](#)]
8. Enachescu, C.; Menendez, N.; Codjovi, E.; Linares, J.; Varret, F.; Stancu, A. Static and light induced hysteresis in spin-crossover compounds: Experimental data and application of Preisach type model. *Phys. B Condens. Matter.* **2001**, *306*, 155–160. [[CrossRef](#)]
9. Boca, R.; Salitros, I.; Kozisek, J.; Linares, J.; Moncol, J.; Renz, F. Spin-crossover in a heptanuclear mixed-valence iron complex. *Dalton Trans.* **2010**, *39*, 2198–2200. [[CrossRef](#)]
10. Rotaru, A.; Dirtu, M.M.; Enachescu, C.; Tanasa, R.; Linares, J.; Stancu, A. Calorimetric measurements of diluted spin crossover complexes $[\text{Fe}x\text{M}1-x(\text{btr})_2(\text{NCS})_2]\text{H}_2\text{O}$ with $\text{M}^{\text{II}} = \text{Zn}$ and Ni . *Polyhedron* **2009**, *28*, 2531–2536. [[CrossRef](#)]
11. Chiruta, D.; Linares, J.; Dahoo, P.R.; Dimian, M. Influence of pressure and interactions strength on hysteretic behavior in two-dimensional polymeric spin crossover compounds. *Phys. B Condens. Matter.* **2014**, *435*, 76–79. [[CrossRef](#)]
12. Chiruta, D.; Jureschi, C.M.; Linares, J.; Dahoo, P.R.; Garcia, Y.; Rotaru, A. On the origin of multi-step spin transition behaviour in 1D nanoparticles. *Eur. Phys. J. B* **2015**, *88*, 233–235. [[CrossRef](#)]
13. Cambi, L.; Cagnasso, A. Iron dithiocarbamates and nitrosodithiocarbamates. *Atti. Accad. Naz. Lincei.* **1931**, *13*, 809–813.

14. Cambi, L.; Malatesta, L. Magnetismus und Polymorphie innerer Komplexsalze: Eisensalze der Dithiocarbamidsäuren. *Ber. Dtsch. Chem. Ges.* **1937**, *70*, 2067–2078. [[CrossRef](#)]
15. Madeja, K.; König, E. Zur frage der bindungsverhältnisse in komplexverbindungen des eisen(II) mit 1,10-phenanthrolin. *J. Inorg. Nucl. Chem.* **1963**, *25*, 377–388. [[CrossRef](#)]
16. Baker, W.A.; Bobonich, H.M. Magnetic Properties of Some High-Spin Complexes of Iron (II). *Inorg. Chem.* **1964**, *3*, 1184–1188. [[CrossRef](#)]
17. Ewald, A.H.; Martin, R.L.; Ross, I.G.; White, A.H. Anomalous behaviour at the 6A_1 - 2T_2 crossover in iron (III) complexes. *Proc. Roy. Soc. A* **1964**, *280*, 235–257. [[CrossRef](#)]
18. Wajnflasz, J.; Pick, R. Transitions « Low spin »-« High spin » dans les complexes de Fe^{2+} . *J. Phys. Colloques.* **1971**, *32*, 91–92. [[CrossRef](#)]
19. Slimani, A.; Boukheddaden, K.; Varret, F.; Oubouchou, H.; Nishino, M.; Miyashita, S. Microscopic spin-distortion model for switchable molecular solids: Spatiotemporal study of the deformation field and local stress at the thermal spin transition. *Phys. Rev. B* **2013**, *87*, 014111–014120. [[CrossRef](#)]
20. Nishino, M.; Enachescu, C.; Miyashita, S.; Rikvold, P.; Boukheddaden, K.; Varret, F. Macroscopic nucleation phenomena in continuum media with long-range interactions. *Sci. Rep.* **2011**, *1*, 162–166. [[CrossRef](#)]
21. Enachescu, C.; Stoleriu, L.; Stancu, A.; Hauser, A. Model for elastic relaxation phenomena in finite 2D hexagonal molecular lattices. *Phys. Rev. Lett.* **2009**, *102*, 257204–257208. [[CrossRef](#)]
22. Boukheddaden, K.; Slimani, A.; Sy, M.; Varret, F.; Oubouchou, H.; Traiche, R. *Magnetic Structures of 2D and 3D Nanoparticles, Properties and Applications*; Levy, J.C.S., Ed.; Jenny Stanford Publishing: Singapore, 2016; p. 333.
23. Ndiaye, M.; Singh, Y.; Fourati, H.; Sy, M.; Bassirou, L.; Boukheddaden, K. Isomorphism between the Electro-Elastic Modelling of the Spin Transition and Ising-like Model with Competing Interactions. *J. Appl. Phys.* **2021**, (in press).
24. Linares, J.; Spiering, H.; Varret, F. Analytical solution of 1-D Ising-like systems modified by weak long range interaction: Application to spin crossover compounds. *Eur. Phys. J. B* **1999**, *10*, 271–275. [[CrossRef](#)]
25. Boukheddaden, K.; Linares, J.; Spiering, H.; Varret, F. One-dimensional Ising-like systems: An analytical investigation of the static and dynamic properties, applied to spin-crossover relaxation. *Eur. Phys. J. B* **2000**, *15*, 317–326. [[CrossRef](#)]
26. Linares, J.; Jureschi, C.M.; Boukheddaden, K. Surface Effects Leading to Unusual Size Dependence of the Thermal Hysteresis Behavior in Spin-Crossover Nanoparticles. *Magnetochemistry* **2016**, *2*, 24–35. [[CrossRef](#)]
27. Linares, J.; Cazelles, C.; Dahoo, P.R.; Sohier, D.; Dufaud, T.; Boukheddaden, K. Shape, size, pressure and matrix effects on 2D spin crossover nanomaterials studied using density of states obtained by dynamic programming. *Comp. Mat. Sci.* **2021**, *187*, 110061. [[CrossRef](#)]
28. Jureschi, C.M.; Linares, J.; Dahoo, P.R.; Alayli, Y. Monte Carlo entropic sampling applied to Ising-like model for 2D and 3D systems. *J. Phys. Conf. Ser.* **2016**, *738*, 012051. [[CrossRef](#)]
29. Lee, J. New Monte Carlo algorithm: Entropic sampling. *Phys. Rev. Lett.* **1993**, *71*, 211–214. [[CrossRef](#)] [[PubMed](#)]
30. Shteto, I.; Linares, J.; Varret, F. Monte Carlo entropic sampling for the study of metastable states and relaxation paths. *Phys. Rev. E* **1997**, *56*, 5128–5137. [[CrossRef](#)]
31. Linares, J.; Enachescu, C.; Boukheddaden, K.; Varret, F. Monte Carlo entropic sampling applied to spin crossover solids: The squareness of the thermal hysteresis loop. *Polyhedron* **2003**, *22*, 2453–2456. [[CrossRef](#)]
32. Peng, H.; Tricard, S.; Félix, G.; Molnár, G.; Nicolazzi, W.; Salmon, L.; Bousseksou, A. Re-Appearance of Cooperativity in Ultra-Small Spin-Crossover $[Fe(pz)\{Ni(CN)_4\}]$ Nanoparticles. *Angew. Chem. Int. Ed.* **2014**, *53*, 10894–10898. [[CrossRef](#)]