



**HAL**  
open science

## The Herschel/HIFI spectral survey of OMC-2 FIR 4 (CHESS). An overview of the 480 to 1902 GHz range

M. Kama, A. López-Sepulcre, C. Dominik, C. Ceccarelli, A. Fuente, E. Caux, R. Higgins, A. G. G. M. Tielens, T. Alonso-Albi

### ► To cite this version:

M. Kama, A. López-Sepulcre, C. Dominik, C. Ceccarelli, A. Fuente, et al.. The Herschel/HIFI spectral survey of OMC-2 FIR 4 (CHESS). An overview of the 480 to 1902 GHz range. *Astronomy and Astrophysics - A&A*, 2013, 556, 10.1051/0004-6361/201219431 . insu-03616491

**HAL Id: insu-03616491**

**<https://insu.hal.science/insu-03616491>**

Submitted on 23 Mar 2022

**HAL** is a multi-disciplinary open access archive for the deposit and dissemination of scientific research documents, whether they are published or not. The documents may come from teaching and research institutions in France or abroad, or from public or private research centers.

L'archive ouverte pluridisciplinaire **HAL**, est destinée au dépôt et à la diffusion de documents scientifiques de niveau recherche, publiés ou non, émanant des établissements d'enseignement et de recherche français ou étrangers, des laboratoires publics ou privés.



Distributed under a Creative Commons Attribution 4.0 International License

# The *Herschel*/HIFI spectral survey of OMC-2 FIR 4 (CHESS)

## An overview of the 480 to 1902 GHz range<sup>★</sup>

M. Kama<sup>1,2</sup>, A. López-Sepulcre<sup>3</sup>, C. Dominik<sup>2,4</sup>, C. Ceccarelli<sup>3</sup>, A. Fuente<sup>5</sup>, E. Caux<sup>6,7</sup>, R. Higgins<sup>8</sup>,  
A. G. G. M. Tielens<sup>1</sup>, and T. Alonso-Albi<sup>5</sup>

<sup>1</sup> Leiden Observatory, PO Box 9513, 2300 RA, Leiden, The Netherlands  
e-mail: mkama@strw.leidenuniv.nl

<sup>2</sup> Astronomical Institute “Anton Pannekoek”, University of Amsterdam, Postbus 94249, 1090 GE Amsterdam, The Netherlands

<sup>3</sup> UJF–Grenoble 1/CNRS–INSU, Institut de Planétologie et d’Astrophysique de Grenoble (IPAG), UMR 5274, 38041 Grenoble, France

<sup>4</sup> Department of Astrophysics/IMAPP, Radboud University Nijmegen, Mailbox 79, Po Box 9010, 6525 AJ, Nijmegen, The Netherlands

<sup>5</sup> Observatorio Astronómico Nacional, PO Box 112, 28803 Alcalá de Henares, Madrid, Spain

<sup>6</sup> Université de Toulouse, UPS–OMP, IRAP, 31400 Toulouse, France

<sup>7</sup> CNRS, IRAP, 9 Av. colonel Roche, BP 44346, 31028 Toulouse Cedex 4, France

<sup>8</sup> KOSMA, I. Physik. Institut, Universität zu Köln, Zùlpicher Str. 77, 50937 Köln, Germany

Received 17 April 2012 / Accepted 2 May 2013

### ABSTRACT

**Context.** Broadband spectral surveys of protostars offer a rich view of the physical, chemical and dynamical structure and evolution of star-forming regions. The *Herschel* Space Observatory opened up the terahertz regime to such surveys, giving access to the fundamental transitions of many hydrides and to the high-energy transitions of many other species.

**Aims.** A comparative analysis of the chemical inventories and physical processes and properties of protostars of various masses and evolutionary states is the goal of the *Herschel* CHEMical Surveys of Star forming regions (CHESS) key program. This paper focusses on the intermediate-mass protostar, OMC-2 FIR 4.

**Methods.** We obtained a spectrum of OMC-2 FIR 4 in the 480 to 1902 GHz range with the HIFI spectrometer onboard *Herschel* and carried out the reduction, line identification, and a broad analysis of the line profile components, excitation, and cooling.

**Results.** We detect 719 spectral lines from 40 species and isotopologs. The line flux is dominated by CO, H<sub>2</sub>O, and CH<sub>3</sub>OH. The line profiles are complex and vary with species and upper level energy, but clearly contain signatures from quiescent gas, a broad component likely due to an outflow, and a foreground cloud.

**Conclusions.** We find abundant evidence for warm, dense gas, as well as for an outflow in the field of view. Line flux represents 2% of the 7 L<sub>☉</sub> luminosity detected with HIFI in the 480 to 1250 GHz range. Of the total line flux, 60% is from CO, 13% from H<sub>2</sub>O and 9% from CH<sub>3</sub>OH. A comparison with similar HIFI spectra of other sources is set to provide much new insight into star formation regions, a case in point being a difference of two orders of magnitude in the relative contribution of sulphur oxides to the line cooling of Orion KL and OMC-2 FIR 4.

**Key words.** Astrochemistry – stars: formation – stars: protostars

## 1. Introduction

With the proliferation of high-sensitivity broadband receivers, wide frequency coverage spectral surveys covering >10 GHz are becoming the norm (e.g. Johansson et al. 1985; Blake et al. 1986b; Cernicharo et al. 1996; Schilke et al. 1997; Cernicharo et al. 2000; Caux et al. 2011). Such surveys provide comprehensive probes of the chemical inventory, excitation conditions and kinematics of sources such as protostars. Here, we present the first *Herschel*/HIFI spectral survey of an intermediate-mass protostellar core, OMC-2 FIR 4 in the Orion A molecular cloud, covering 480 to 1902 GHz.

The chemical composition of a protostar is linked to its evolutionary state and history, for example the relative abundances of the sulphur-bearing species in a protostellar core depend on the gas temperature and density, as well as the composition of

the ices formed during the prestellar core phase (e.g. Wakelam et al. 2005). The chemical makeup of the gas also plays a role in the physical evolution of the protostar, for example by coupling with the magnetic field or by its role in the cooling of the gas (e.g. Goldsmith 2001). The large number of spectral lines captured by a survey places strong constraints on the excitation conditions and even spatially unresolved physical structure.

The HIFI spectrometer (de Graauw et al. 2010) onboard the *Herschel* Space Observatory (Pilbratt et al. 2010) made a large part of the far-infrared or terahertz-frequency regime accessible to spectral surveys (Bergin et al. 2010; Ceccarelli et al. 2010; Crockett et al. 2010; Zernickel et al. 2012; Neill et al. 2012; van der Wiel et al. 2013). Previous studies at these frequencies have been mostly limited to small frequency windows on the ground or, for space missions such as ISO, orders of magnitude lower spectral resolution and sensitivity than HIFI. Many hydrides and high-excitation lines of key molecules such as CO and H<sub>2</sub>O are routinely observable while *Herschel* is operational.

<sup>★</sup> Appendix A is available in electronic form at <http://www.aanda.org>

Spectral surveys of star forming regions with HIFI are the focus of the CHESS<sup>1</sup> (Ceccarelli et al. 2010) and HEXOS<sup>2</sup> (Bergin et al. 2010) key programs. A comparison of low- to high-mass protostars, a key goal of CHESS, offers insight into the physics and chemistry of star formation through the entire stellar mass range. The intermediate-mass protostar in the CHESS sample is OMC-2 FIR 4 in Orion.

Orion is a giant molecular cloud complex at a distance of  $\sim 420$  pc (Menten et al. 2007 found  $414 \pm 7$  pc to the Orion Nebula Cluster and Hirota et al. 2007  $437 \pm 19$  pc to Orion KL). Various stages of star formation are represented: Orion Ia and Ib are 10 Myr old clusters, while Class 0 protostars are still abundant in the OMC-1, -2 and -3 subclouds. The OMC-2 cloud core contains a number of protostars, including OMC-2 FIR 4 as the dominant Class 0 object. It is among the closest intermediate-mass protostellar cores and possibly an example of triggered star formation (Shimajiri et al. 2008).

While earlier studies attributed a luminosity of 400 or 1000  $L_{\odot}$  to OMC-2 FIR 4 (Mezger et al. 1990; Crimier et al. 2009), recent *Herschel* and SOFIA observations found 30 to 50  $L_{\odot}$  (Adams et al. 2012). Adams et al. (2012) further found an envelope mass of 10  $M_{\odot}$  for FIR 4, while previous authors found it to be  $\sim 30 M_{\odot}$  (Mezger et al. 1990; Crimier et al. 2009) and continuum interferometry has yielded even larger estimates, 60  $M_{\odot}$  (Shimajiri et al. 2008). The factor of 20 difference in luminosity is apparently related to the improved spatial resolution of the *Herschel* and SOFIA data used by Adams et al. (2012) compared to that used in earlier work, as well as to differences in the SED integration annuli, with one focusing on the mid-infrared peak and the other covering the whole millimetre source, as discussed elsewhere (López-Sepulcre et al. 2013b). Our results do not depend on the exact value of the luminosity, although eventually this issue will require a dedicated analysis to facilitate a proper classification of OMC-2 FIR 4.

This paper is structured as follows: the observations, their calibration and reduction are discussed in Sect. 2; we summarize the quality and molecular inventory of the data and present a rotational diagram analysis in Sect. 3; line profile components and energetics are discussed in Sect. 4; and the conclusions are summarized in Sect. 5.

The reduced data and the list of line detections presented in this paper will be available on the CHESS key program website<sup>1</sup>. The data can also be downloaded via the *Herschel* Science Archive<sup>3</sup>.

## 2. Observations and data reduction

The data, presented in Fig. 1, were obtained with the HIFI spectrometer on the *Herschel* Space Observatory in 2010 and 2011, as part of the *Herschel*/HIFI guaranteed-time key program CHESS (Ceccarelli et al. 2010). The spectral scan observations were carried out in dual beam switch (DBS) mode, using the Wide Band Spectrometer (WBS) with a native resolution of 1.1 MHz (0.7 to 0.2 km s<sup>-1</sup>). The data were downloaded from the *Herschel* Science Archive, re-pipelined, reduced, and then deconvolved with the HIPE software (Ott 2010, version 6.2.0 for the SIS bands and 8.0.1 for the HEB bands). Kelvin-to-Jansky conversions were carried out with the factors given by

<sup>1</sup> <http://www-laog.obs.ujf-grenoble.fr/heberges/hs3f/>; PI Cecilia Ceccarelli.

<sup>2</sup> <http://www.hexos.org>; PI Edwin A. Bergin

<sup>3</sup> [http://herschel.esac.esa.int/Science\\_Archive.shtml](http://herschel.esac.esa.int/Science_Archive.shtml)

**Table 1.** Summary of the full-band HIFI observations and of fluxes at selected standard wavelengths.

Band	$\nu_{\text{band}}^a$ GHz	HPBW <sup>b</sup> "	rms <sub>obs</sub> <sup>c</sup> mK	Lines GHz <sup>-1</sup>	Flux <sup>d</sup> W m <sup>-2</sup>	$F_{\nu}^e$ Jy
1a	520	41	16	1.9	5.2(-14)	63
1b	595	36	16	1.4	7.1(-14)	84
2a	675	31	30	1.2	1.1(-13)	106
2b	757	28	34	1.1	1.3(-13)	145
3a	830	26	45	0.7	9.3(-14)	134
3b	909	23	40	0.7	2.0(-13)	156
4a	1005	21	70	0.7	2.5(-13)	196
4b	1084	20	85	0.4	1.7(-13)	217
5a	1176	18	158	0.3	3.4(-13)	272
158 $\mu\text{m}$	1902	11			–	153
194 $\mu\text{m}$	1545	14			–	256
350 $\mu\text{m}$	857	25			–	173
450 $\mu\text{m}$	666	32			–	107
1a to 5a					1.3(-12)	

**Notes.** (a) The central frequency of the band. (b) Beam size around the band center. (c) rms noise around the band center. (d) Band-integrated flux, in W m<sup>-2</sup>. The notation is  $f(g) = f \times 10^g$ . Due to overlap between the bands, the sum of band-integrated fluxes exceeds the total at the bottom. (e) Flux at the band center, in Jy.

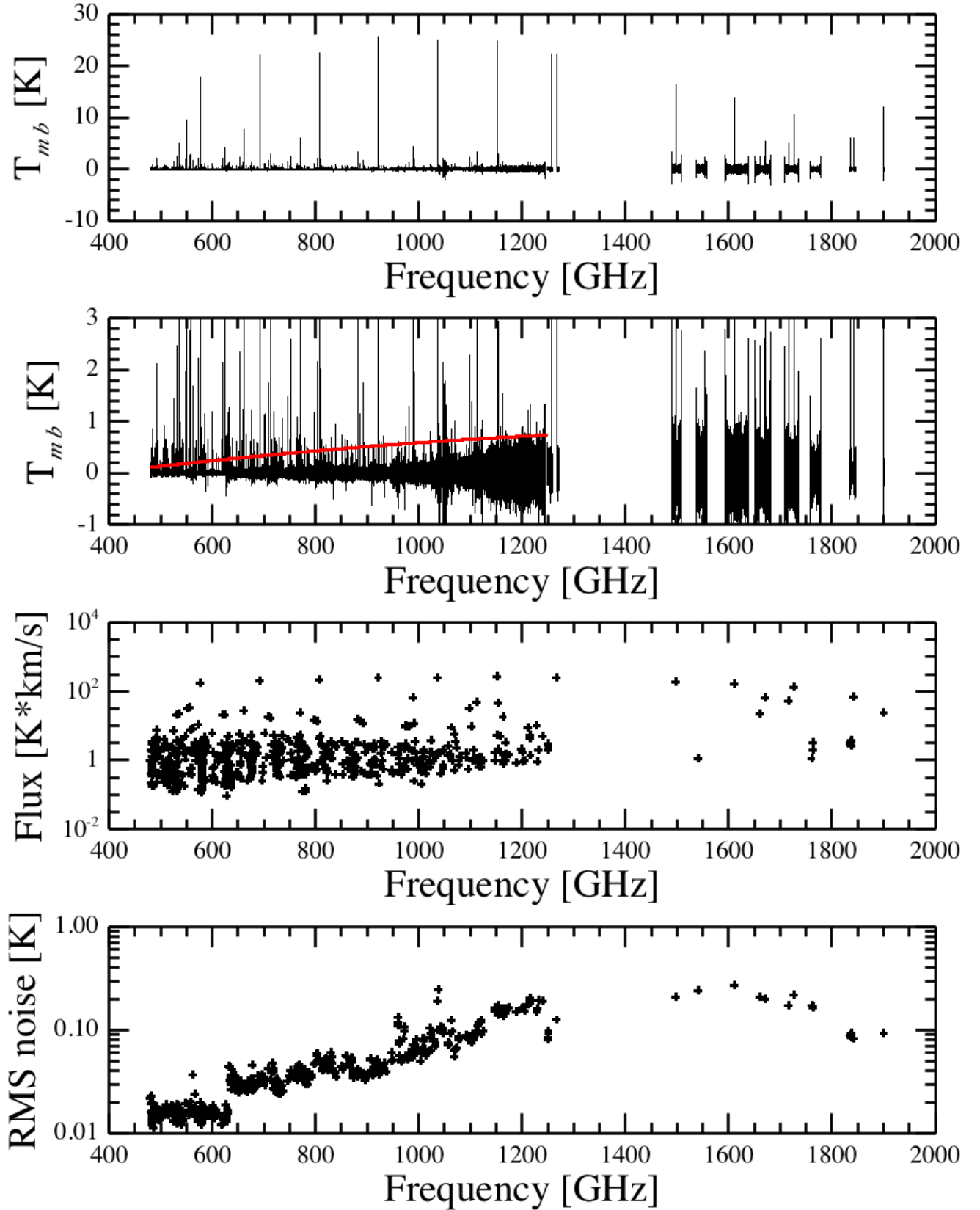
Roelfsema et al. (2012), which is also the standard reference for other instrumental parameters.

The spectrum on which line identification was carried out was obtained by stitching together the deconvolved spectral scans and single-setting observations. In case of band overlap, the spectra were cut and stitched at the central frequency of the overlap. In principle, a lower rms noise could be obtained for the band overlap regions by combining the data from adjacent bands, but this requires corrections for sideband gain ratio variations, which are still being characterized (see also Sect. 2.3).

### 2.1. Data quality after reduction

After default pipelining, the data quality is already very high. However, in several bands unflagged spurious features (*spurs*) prevent the deconvolution algorithm from converging. This problem is resolved by manually flagging the spurs missed by the pipeline. The baseline level in all bands is mostly gently sloping, but has occasional noticeable ripples. The data quality after spur flagging and baseline subtraction is excellent, as seen in Fig. 1. Updated reductions will be provided on the CHESS KP and *Herschel* Science Center websites.

In bands 1 through 5, an important concern is ghosts from bright ( $T_a \geq 3$  K) lines (Comito & Schilke 2002). The effect of ghosts on the overall noise properties is negligible, but they may locally imitate or damage true lines. To check this, we performed a separate reduction where bright lines are masked out and not used in the deconvolution. In bands 6 and 7, we have no ghost problems, as the signal to noise ratio of even the strongest lines is small, and ghosts are typically at the scale of double sideband intensity variations, which are  $\leq 10\%$  of the peak intensity. Table 1 lists the measured root-mean-square (rms) noise for the central part of each full band at 1.1 MHz resolution. Bands 6 and 7 were observed only partially, their rms noise values can be seen in the bottom panel of Fig. 1.



**Fig. 1.** *Upper panel:* full baseline-subtracted spectral survey (black line) at 1.1 MHz resolution. The set of bright lines towering above the rest is CO, the feature at 1901 GHz is CII. *Second panel:* full baseline-subtracted spectral survey (black line) on a blown-up  $y$ -scale to emphasize weak lines and a second-order polynomial fit (red) to the subtracted continuum in bands 1a through 5a (red). *Third panel:*  $T_{mb}$  scale integrated intensity of each detected transition. *Lower panel:* the local rms noise around each detected transition.

## 2.2. Line identification

All the lines detected in the survey are summarized in Fig. 1, where we show the full HIFI spectrum, and the integrated flux and corresponding rms noise level of each line. As the main detection criterion, we adopted a limit of  $S \geq 5$  for the signal to noise (significance) of the integrated line flux. We use a local definition of the signal to noise ratio:

$$S = \left| \frac{\int_{i=1}^N T_{\text{mb},i} dv}{\text{rms} \cdot dv \cdot \sqrt{N}} \right|, \quad (1)$$

where  $S$  is the significance, the integral gives the integrated intensity,  $i$  is the channel index,  $T_{\text{mb},i}$  is the main beam temperature of channel  $i$  and  $dv$  the channel width,  $N$  is the number of channels covered by the line, and rms is the local rms noise around the line, measured at a resolution of 1.1 MHz. Given  $\sim 10^6$  channels in the data and a typical extent of 10...100 channels per line, the total number of false-positives for a flux detection limit of  $S = 5$  in the entire survey is negligible.

Lines in the survey were mostly identified using the JPL<sup>4</sup> (Pickett et al. 1998) and CDMS<sup>5</sup> (Müller et al. 2005) catalogs. The literature was consulted for  $\text{H}_2\text{O}^+$ . The line identification was carried out in two phases and relied on the fact that the OMC-2 FIR 4 spectrum, while relatively rich in lines, is sufficiently sparse at our sensitivity that most lines can be individually and unambiguously identified.

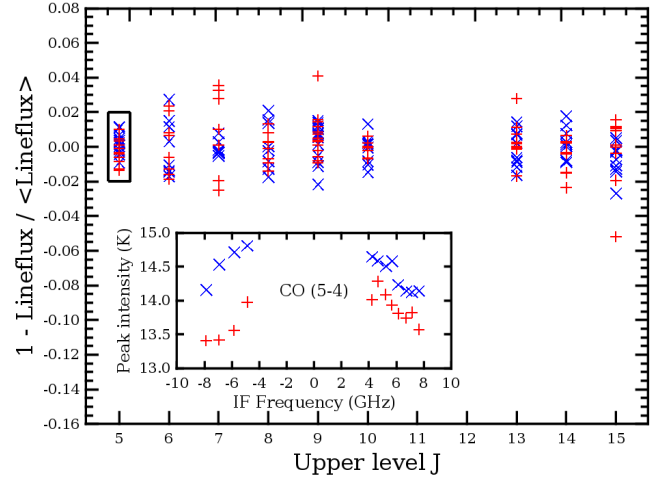
In phase 1, we employed the CASSIS<sup>6</sup> software to look for transitions of more than 80 molecules or isotopologs that had been previously reported in spectral surveys or were expected to be seen in the HIFI data. Reasonable cutoffs were applied to limit the number of transitions investigated. For example, for  $\text{CH}_3\text{OH}$ , we set  $E_u < 10^3$  K,  $A_{ul} > 10^{-4} \text{s}^{-1}$  and  $|K_u| \leq 5$ , yielding >2000 transitions in the HIFI range. The location of each of these transitions was then visually inspected in the survey data. Once marked as a potential detection, a feature was not excluded from re-examination as a candidate for another species, with the intention of producing a conservative list of blend candidates. For suspected detections, the line flux was measured in a range covering the line and accommodating potential weak wings (typically  $\sim 20 \text{ km s}^{-1}$  in total). The local rms noise was determined from two line-free nearby regions for each line, and the line flux signal-to-noise ratio was calculated from Eq. (1). The majority of the investigated transitions were not deemed even candidate detections, and  $\sim 10\%$  of all chosen candidates turned out to be below the  $S = 5$  limit. The identification process was greatly sped up by the use of the CASSIS software as well as custom HIPE scripts. Nearly all the lines reported in this paper were identified in phase 1.

In phase 2, we performed an unbiased visual inspection of all the data, looking for features significantly exceeding the local rms noise level and not yet marked as detections in Phase 1. This process was aided by an automated line-finder that uses a sliding box to identify features exceeding  $S = 3$  and 5 in the spectral data and also labels all previously identified lines. Phase 2 yielded a large number of candidates, of which only a subset were confirmed as line detections, while the rest failed our signal-to-noise test.

<sup>4</sup> <http://spec.jpl.nasa.gov/>

<sup>5</sup> <http://www.astro.uni-koeln.de/cdms/>

<sup>6</sup> CASSIS has been developed by IRAP-UPS/CNRS, see <http://cassis.irap.omp.eu>



**Fig. 2.** Fractional difference of the double-sideband CO line fluxes from their mean for each rotational line. The  $H$  polarization is shown in blue (x) and  $V$  in red (+). The inset shows the peak line intensity of the CO (5–4) transition, highlighted in the main plot with a box, versus intermediate frequency (IF) position. Negative IF frequency denotes lower side band (LSB).

A summary of the detections is given in Sect. 3.1. The bottom two panels of Fig. 1 summarize the absolute line fluxes and rms noise values of the detected lines.

## 2.3. Flux calibration accuracy

For HIFI, instrumental effects such as the sideband gain ratios and standing waves play a dominant role in the calibration accuracy and precision (Roelfsema et al. 2012). Standing waves arise from internal reflections in the instrument and, to first order, contribute a constant  $\lesssim 4\%$  to the flux calibration uncertainty across each band. The sideband gain ratio (SBR) characterizes the fraction of the total double-sideband intensity that comes from the upper or lower side band (USB, LSB). In an ideal mixer, the USB and LSB contributions are equal, however in reality this is not exactly the case, particularly toward the edges of the receiver bands. Here, we discuss the flux calibration uncertainty in the data, using the overlaps of adjacent HIFI bands, as well as an analysis of the CO line properties at the double-sideband stage.

Of all the lines in our survey, 10% are in overlapping sections of HIFI bands, which we use to obtain a repeat measurement of their fluxes after deconvolution, and thus an estimation of the calibration and processing uncertainties. Focussing on the overlap of bands 1b and 2a, where the SBR variations are known to be large (Higgins 2011), we find that the line flux uncertainty is at the  $\sim 10\%$  level, although this may depend to a substantial degree on how the data reduction is carried out.

To estimate the SBR impact in the centers of the HIFI bands, we analyze the fluxes of  $^{12}\text{CO}$  lines in the double sideband data. In Fig. 2, we show the fractional difference from the mean for the integrated intensity of each CO line observed in Spectral Scan mode, i.e. with multiple LO settings.  $H$  and  $V$  polarization are shown in blue (x) and red (+), respectively. The inset in Fig. 2 shows the variations of the CO (5–4) line peak intensity with LO setting, revealing a correlation with the distance of the line from the center of the intermediate frequency (IF) range, consistent with a SBR variation across the band. This correlation is similar for the other CO lines. There is also a systematic offset between

the intensities in the  $H$  and  $V$  polarizations, which we do not consider. We find the relative variations from uncorrected SBRs within a band to be  $\lesssim 4\%$ , although other factors may contribute to the total flux uncertainty budget.

Corrections for the SBR variations are already in the pipeline for band 2a and are being characterized for all bands (Higgins et al. 2009; Higgins 2011). A more thorough analysis of the impact of SBRs as well as operations such as baselining and deconvolution on the line fluxes is needed to exploit the full potential of HIFI. This is particularly important for absorption and weak emission lines.

### 3. Overview and results

#### 3.1. Detected lines and species

We found and identified a total of 719 lines from 26 molecular and atomic species and 14 secondary isotopologs at or above a flux signal to noise level of 5. All the detected features were identified, i.e. no unidentified lines remained. The detections are summarized in Table 2, and a full list of lines, including a description of potential blends, is given in Table A.1, in Appendix A. Of the detected lines, 431 or 60% belong to  $\text{CH}_3\text{OH}$ . Another 74 or 10% belong to  $\text{H}_2\text{CO}$ . In comparison, from SO and  $\text{SO}_2$  we detect only twelve and two transitions, respectively. Four deuterated isotopologs are detected: HDO, DCN,  $\text{NH}_2\text{D}$  and ND. The molecular ions include  $\text{HCO}^+$ ,  $\text{N}_2\text{H}^+$ ,  $\text{CH}^+$ ,  $\text{SH}^+$ ,  $\text{H}_2\text{Cl}^+$ ,  $\text{OH}^+$  and  $\text{H}_2\text{O}^+$ .

The upper level energies of the detected transitions range from 24 to 752 K and the typical value is  $E_u \sim 100$  K, indicating that much of the emitting gas in the beam is warm or hot. Many of the transitions have very high critical densities,  $n_{\text{cr}} > 10^8 \text{ cm}^{-3}$ , suggesting that much of the emission originates in dense gas, probably a compact region. Self-absorption in CO,  $\text{H}_2\text{O}$  and  $\text{NH}_3$  indicates that foreground material is present at the source velocity, while blueshifted continuum absorption in  $\text{OH}^+$ ,  $\text{CH}^+$ , HF and other species points to another foreground component.

In terms of integrated line intensity, CO dominates with 60% of the total line flux,  $\text{H}_2\text{O}$  is second with 13% and  $\text{CH}_3\text{OH}$  third with 9%. The line and continuum cooling are discussed in more detail in Sect. 4.2.

#### 3.2. Line profiles

There is a wealth of information in the line profiles of the detected species. Two striking examples are the different line profile components revealed by the different molecules and substantial changes in line parameters such as  $v_{\text{lsr}}$  and full-width half maximum (FWHM) with changing upper level energy or frequency for some molecules.

The statistical significance of the flux of each detected line, by definition, is at least  $5\sigma$ . For some lines, this makes a visual confirmation unintuitive, however for clarity we prefer the formal signal-to-noise cutoff. As an example, the weakest CS lines are consistent with the intensity as modeled based on the stronger lines in the rotational ladder. The fluxes in Appendix A originate in channel-by-channel integration, while the velocity is given both from the first moment as well as a Gaussian fit to the profile, and the FWHM is given only from Gaussian fitting.

The parameters and uncertainties for each transition are given in Appendix A. We give here typical uncertainties of the Gaussian parameters for the 479 unblended lines. For

$v_{\text{lsr}}$ , a cumulative 82% of the lines have uncertainties below  $0.1 \text{ km s}^{-1}$ , 98% fall below  $0.5 \text{ km s}^{-1}$  and only one line has  $\delta v_{\text{lsr}} > 1 \text{ km s}^{-1}$ . This is an  $\text{H}_2^{37}\text{Cl}^+$  line, which represents a weak set of blended hyperfine components. For FWHM, a cumulative 46% of lines have uncertainties below  $0.1 \text{ km s}^{-1}$  and 91% are below  $0.5 \text{ km s}^{-1}$ . Fourteen lines have  $\delta FWHM > 1 \text{ km s}^{-1}$ , but none of these have  $FWHM/\delta FWHM < 5$ , except for one weak  $\text{CH}_3\text{OH}$  line and the  $\text{H}_2^{37}\text{Cl}^+$  feature mentioned above.

For the purposes of this paper, we distinguish the following line profile components, as illustrated in Figs. 4 and 3: the quiescent gas, wings, broad blue, foreground slab, and *other*. Their nature is discussed in Sect. 4.1. We emphasize that this is first and foremost a morphological classification, and that the underlying spatial source structure may be more complex than is immediately apparent from the emergent line profiles.

The quiescent gas refers to relatively narrow lines,  $FWHM \sim 2 \dots 6 \text{ km s}^{-1}$ . While it is not clear that  $6 \text{ km s}^{-1}$  really originates in quiescent material, currently we lump these velocities together to denote material likely related to various parts of the envelope, to distinguish them from broad lines tracing outflowing gas. Quiescent gas may have at least two subcomponents, one at the source velocity of  $11.4 \text{ km s}^{-1}$  and another at  $12.2 \text{ km s}^{-1}$ . The wings refers to a broad component, difficult to fully disentangle but apparently centered around  $\sim 13 \text{ km s}^{-1}$  and with  $FWHM \geq 10 \text{ km s}^{-1}$ . The broad blue is traced by SO and is unique for its combination of blueshifted velocity and large linewidth, both  $\sim 9 \text{ km s}^{-1}$ . Other species may have contributions from this component. The foreground slab refers to narrow lines at  $\sim 9 \text{ km s}^{-1}$ , most of them in absorption. We use the term *other* for line profile features which do not fall in the above categories. The velocities of all components shift around by  $\sim 1 \text{ km s}^{-1}$  with species and excitation energy, pointing to further substructure in the emitting regions, although part of this variation is certainly due to measurement uncertainties and could also be due to uncertainties of order 1 MHz in the database frequencies of some species.

Using the HIPI<sup>7</sup> plugin for HIPE, we inspected several species for contaminating emission in the reference spectra of the dual beam switch observations. The species were those with the strongest lines or where contamination might be suspected. For CO, CI and CII strong emission in one or, in the case of CO, both of the HIFI dual beam switch reference positions creates artificial absorption-like features where emission is subtracted out of the on-source signal. This is evident for CO as deep, narrow dips in the line profiles, and makes determining the quiescent gas contribution to these lines very inaccurate. In the case of CII, the line itself peaks to the blue of the reference position emission and we judge the problem to be less severe, similarly to CI where only one reference position appears to be substantially affected. The deep self-absorption in several  $\text{H}_2\text{O}$  lines appears to be related to the source. Extended weak  $\text{H}_2\text{O}$   $1_{1,0}-1_{0,1}$  emission is present on  $\sim 5'$  scales in OMC-2 (Snell et al. 2000), but this emission seems to peak strongly on OMC-2. Previous observations have demonstrated the large extent of uniform CO 1–0 (Shimajiri et al. 2011) and CII emission (Herrmann et al. 1997), consistent with the contamination seen in the HIFI spectra.

#### 3.3. Line density

In Table 1, we give the line density per GHz measured in each band. The typical value is 1 line  $\text{GHz}^{-1}$ . At 500 GHz, with rms noise levels of 16 mK, the line density is  $1.9 \text{ GHz}^{-1}$ , and

<sup>7</sup> [nhscsci.ipac.caltech.edu/sc/index.php/Hifi/HIPI](https://nhscsci.ipac.caltech.edu/sc/index.php/Hifi/HIPI)

**Table 2.** Summary of the detected species.

Species	#	$E_u$ range K	$\overline{v}_{\text{lsr}}$ km s <sup>-1</sup>	$\overline{FWHM}$ km s <sup>-1</sup>	$\int T_{\text{mb}} dv$ K km s <sup>-1</sup>	Flux W m <sup>-2</sup>	Line components
CO <sup>s1</sup>	11	83 ... 752	11.8	12.3	2.2(3)	2.9(-14)	Quiescent gas, wings.
<sup>13</sup> CO <sup>s2</sup>	8	79 ... 719	11.9	4.7	1.3(2)	1.2(-15)	Quiescent gas, wings.
C <sup>18</sup> O <sup>s3</sup>	5	79 ... 237	11.3	2.8	1.3(1)	1.1(-16)	Quiescent gas.
C <sup>17</sup> O <sup>s4</sup>	3	81 ... 151	10.8	3.2	1.6(0)	1.0(-17)	Quiescent gas.
H <sub>2</sub> O <sup>s5</sup>	11	53 ... 305	13.1	15.2	4.4(2)	6.2(-15)	Quiescent gas, wings.
H <sub>2</sub> <sup>18</sup> O <sup>s6</sup>	1	61	13.7	19.2	1.1(0)	6.9(-18)	Wings.
OH <sup>s7</sup>	6	270	12.7	19.1	8.9(0)	1.9(-16)	Wings.
OH <sup>+s8</sup>	8	44 ... 50	–	–	-6.2(0)	-7.2(-17)	Foreground slab.
H <sub>2</sub> O <sup>+s9</sup>	1	54	8.4	2.5	-8.9(-1)	-1.2(-17)	Foreground slab.
CH <sub>3</sub> OH <sup>s10</sup>	431	33 ... 659	12.2	4.7	5.1(2)	4.5(-15)	Quiescent gas.
H <sub>2</sub> CO <sup>s11</sup>	74	97 ... 732	11.9	4.7	9.5(1)	7.0(-16)	Quiescent gas.
HCO <sup>+s12</sup>	8	90 ... 389	11.5	5.4	1.1(2)	9.3(-16)	Quiescent gas, wings(?).
H <sup>13</sup> CO <sup>+s12</sup>	2	87 ... 117	11.4	2.2	7.0(-1)	4.4(-18)	Quiescent gas.
N <sub>2</sub> H <sup>+s13</sup>	7	94 ... 349	11.7	3.0	2.6(1)	2.2(-16)	Quiescent gas.
CI <sup>s14</sup>	2	24 ... 63	11.9	1.8	9.6(0)	7.3(-16)	Quiescent gas.
CII <sup>s15</sup>	1	91	9.1	2.1	2.4(1)	5.4(-16)	Foreground slab.
CH <sup>+s16</sup>	1	40	9.8	6.0	-2.8(0)	-2.8(-17)	Foreground slab.
CH <sup>s17</sup>	3	26	12.7	2.5	4.4(-1)	3.6(-18)	Quiescent gas.
CCH <sup>s18</sup>	20	88 ... 327	–	–	1.1(1)	9.0(-17)	Quiescent gas, wings.
HCN <sup>s19</sup>	9	89 ... 447	12.3	12.1	1.1(2)	9.8(-16) <sup>a</sup>	Quiescent gas, wings.
H <sup>13</sup> CN <sup>s20</sup>	2	87 ... 116	12.7	10.0	1.6(0)	1.0(-17)	Quiescent gas, wings.
HNC <sup>s21</sup>	2	91 ... 122	11.6	2.6	2.0(0)	1.3(-17)	Quiescent gas.
CN <sup>s22</sup>	20	82 ... 196	12.5	8.1	1.0(1)	7.5(-17)	Quiescent gas, wings.
NH <sup>s23</sup>	5	47	–	–	– <sup>a</sup>	– <sup>a</sup>	Quiescent gas?
NH <sub>3</sub> <sup>s25</sup>	7	28 ... 286	13.3	4.5	2.6(1)	3.2(-16)	Quiescent gas, wings.
<sup>15</sup> NH <sub>3</sub> <sup>s26</sup>	1	28	11.3	5.8	1.4(-1)	1.0(-18)	Quiescent gas.
CS <sup>s27</sup>	12	129 ... 543	12.2	10.3	2.0(1)	1.5(-16)	Quiescent gas, wings.
C <sup>34</sup> S <sup>s27</sup>	1	127	10.0	1.7	2.1(-1)	1.2(-18)	Quiescent gas?
H <sub>2</sub> S <sup>s28</sup>	6	55 ... 103	11.6	5.0	1.4(1)	1.4(-16)	Quiescent gas, wings?
SO <sup>s29</sup>	12	166 ... 321	9.4	9.3	5.5(0)	3.7(-17)	Broad blue.
SO <sub>2</sub> <sup>s30</sup>	2	65 ... 379	11.1	10.0	2.7(-1)	1.7(-18)	Broad blue, quiescent gas, wings?
SH <sup>+s31</sup>	2	25	12.6	2.8	2.0(-1)	1.2(-18)	Quiescent gas, wings?
HCl <sup>s32</sup>	10	30 ... 90	11.4	–	4.9(0)	9.8(-17)	Quiescent gas, wings.
H <sup>37</sup> Cl <sup>s32</sup>	10	30 ... 90	11.4	–	9.5(-1)	8.6(-18) <sup>b</sup>	Quiescent gas, wings.
H <sub>2</sub> Cl <sup>+s33</sup>	5	23 ... 58	9.4	1.3	-8.2(-1)	9.3(-18)	Foreground slab.
H <sup>37</sup> Cl <sup>+s33</sup>	1	58	9.4	1.3	-3.6(-1)	-4.4(-18)	Foreground slab.
HDO <sup>s6</sup>	3	43 ... 95	12.7	3.8	6.5(-1)	6.0(-18)	Quiescent gas, wings?
DCN <sup>s34</sup>	2	97 ... 125	12.0	4.9	3.6(-1)	2.2(-18)	Quiescent gas.
ND <sup>s35</sup>	1	25	11.2	2.5	2.6(-1)	1.6(-18)	Quiescent gas?
NH <sub>2</sub> D <sup>s36</sup>	2	24	11.3	2.6	6.2(-1)	3.6(-18)	Quiescent gas.
HF <sup>s32</sup>	1	59	10.0	2.8	-2.0(0)	-2.9(-17)	Foreground slab, quiescent gas.
All <sup>c</sup>	719	23 ... 752	12.0	5.4	4.0(3)	4.8(-14)	

**Notes.** The table gives the number of detected transitions for each species, the range of upper level energies, the typical  $v_{\text{lsr}}$  and FWHM, the total line flux in K km s<sup>-1</sup> and in W m<sup>-2</sup>, where the exponential is given in brackets, and a note on the dominant line profile components. The line counts include hyperfine components and blends. Blends between species are excluded from the per-species flux sums, but included in the total line flux measured in the survey. The species are grouped similarly to Sect. 3.6. Dashes represent cases where a good single Gaussian fit was not obtained, mostly due to blending. <sup>(a)</sup> NH is unambiguously detected in absorption on the HCN 11 – 10 line.; <sup>(b)</sup> due to a blend with CH<sub>3</sub>OH on the 2–1 line, only the H<sup>37</sup>Cl 1 – 0 flux is given; <sup>(c)</sup> excluding some blended lines.

**References.** <sup>s1</sup>Winnewisser et al. (1997); <sup>s2</sup>Cazzoli et al. (2004); <sup>s3</sup>Klapper et al. (2001); <sup>s4</sup>Klapper et al. (2003); <sup>s5</sup>Pickett et al. (2005); <sup>s6</sup>Johns (1985); <sup>s7</sup>Blake et al. (1986a); <sup>s8</sup>Müller et al. (2005); <sup>s9</sup>Mürtz et al. (1998); <sup>s10</sup>Müller et al. (2004); <sup>s11</sup>Müller et al. (2000b); <sup>s12</sup>Lattanzi et al. (2007); <sup>s13</sup>Pagani et al. (2009); <sup>s14</sup>Cooksy et al. (1986b); <sup>s15</sup>Cooksy et al. (1986a); <sup>s16</sup>Müller (2010); <sup>s17</sup>McCarthy et al. (2006); <sup>s18</sup>Padovani et al. (2009); <sup>s19</sup>Thorwirth et al. (2003); <sup>s20</sup>Cazzoli & Puzzarini (2005); <sup>s21</sup>Thorwirth et al. (2000); <sup>s22</sup>Klisch et al. (1995); <sup>s23</sup>Flores-Mijangos et al. (2004); <sup>s24</sup>Müller et al. (1999); <sup>s25</sup>Yu et al. (2010); <sup>s26</sup>Huang et al. (2011); <sup>s27</sup>Kim & Yamamoto (2003); <sup>s28</sup>Belov (1995); <sup>s29</sup>Bogey et al. (1997); <sup>s30</sup>Müller et al. (2000a); <sup>s31</sup>Brown & Müller (2009); <sup>s32</sup>Nolt et al. (1987); <sup>s33</sup>Araki et al. (2001); <sup>s34</sup>Brünken et al. (2004); <sup>s35</sup>Takano et al. (1998); <sup>s36</sup>Fusina et al. (1988).

at 1 THz, with rms noise levels of 70 mK, it is 0.7 GHz<sup>-1</sup>. At 1200 GHz, with and rms noise of 158 mK, the line density is only 0.3 GHz<sup>-1</sup>. The frequency resolution is 1.1 MHz in all cases. Clearly, the line density decreases markedly with

**Table 3.** Results of rotational diagram analyses for isotopologs of CO in two upper level energy ranges,  $E_u < 200$  K and  $E_u > 200$  K.

Species	Size	$E_u < 200$ K		$E_u > 200$ K		Notes
		$T_{\text{rot}}$ [K]	$N$ [ $\text{cm}^{-2}$ ]	$T_{\text{rot}}$ [K]	$N$ [ $\text{cm}^{-2}$ ]	
CO	beam-filling	208	$6.0 \times 10^{16}$	226	$6.6 \times 10^{16}$	Only wings, $ v - v_{\text{lsr}}  \geq 2.5$ km s $^{-1}$ .
CO	beam-filling	67	$5.1 \times 10^{17}$	149	$2.4 \times 10^{17}$	Only wings, optical depth corrected.
$^{13}\text{CO}$	beam-filling	68	$1.3 \times 10^{16}$	152	$4.8 \times 10^{15}$	
$\text{C}^{18}\text{O}$	beam-filling	52	$2.2 \times 10^{15}$	–	–	
$\text{C}^{17}\text{O}$	beam-filling	36	$1.0 \times 10^{15}$	–	–	Two lines (7–6 is excluded).
CO	15''	89	$3.4 \times 10^{17}$	177	$2.1 \times 10^{17}$	Only wings, $ v - v_{\text{lsr}}  \geq 2.5$ km s $^{-1}$ .
CO	15''	45	$5.0 \times 10^{18}$	124	$8.7 \times 10^{17}$	Only wings, optical depth corrected.
$^{13}\text{CO}$	15''	46	$1.3 \times 10^{17}$	126	$1.8 \times 10^{16}$	
$\text{C}^{18}\text{O}$	15''	38	$2.3 \times 10^{16}$	–	–	
$\text{C}^{17}\text{O}$	15''	27	$1.4 \times 10^{16}$	–	–	Two lines (7–6 is excluded).

**Notes.** Uncertainties for the parameters were calculated including the effects of rms noise and the relative flux calibration errors (10%), and were found to always be  $< 10\%$ .

frequency. This is due to the decreasing sensitivity of our survey and the increasing demands on temperature and density to excite high-lying rotational levels. A similar decrease for Orion KL was discussed by [Crockett et al. \(2010\)](#). As the line detections cover only 7% of all frequency channels at 500 GHz, a range where the highest number of transitions from  $\text{CH}_3\text{OH}$ ,  $\text{SO}_2$  and other “weed” molecules is expected, we conclude that our survey is far from the line confusion limit.

### 3.4. The continuum

While continuum emission studies are not the main goal of our HIFI survey, the high quality of the spectra allows a continuum level to be determined for use in line modeling. For example, local wiggles in the baseline can mimic a continuum and distort the absorption line to continuum ratio. We provide here a global second-order polynomial fit to the continuum in bands 1a through 5a, where the data quality is highest and the frequency coverage is complete. We stitched the spectra with baselines intact and sampled every 10th channel to reduce the data volume. All spectral regions containing line detections were excluded from the fit. For a polynomial of the form

$$T_{\text{mb}}[\text{K}] = a + b \cdot \nu[\text{GHz}] + c \cdot (\nu[\text{GHz}])^2, \quad (2)$$

we find the parameters to be  $a = -0.51979$ ,  $b = 0.0015261$  and  $c = -4.1104 \times 10^{-7}$ . This fit is displayed in the second panel of [Fig. 1](#) and is valid in the range 480 to 1250 GHz.

### 3.5. Rotational diagrams for CO isotopologs

We performed a basic rotational diagram ([Goldsmith & Langer 1999](#)) analysis for CO. This is more straightforward than for many other species due to the detection of several isotopologs as well as the low critical density. The results are summarized in [Table 3](#), with rotational excitation temperatures and local thermodynamic equilibrium (LTE) column densities. The rotational temperature,  $T_{\text{rot}}$ , equals the kinetic one if the emitting medium is in LTE, and if optical depth effects and the source size are accounted for. For subthermal excitation, if the source size is known,  $T_{\text{rot}}$  gives an upper limit on  $T_{\text{kin}}$ , and the obtained column density is a lower limit on the true value. We provide results for two source sizes: beam-filling and 15''. The latter is consistent with the dense core ([Shimajiri et al. 2008](#); [López-Sepulcre et al. 2013b](#)).

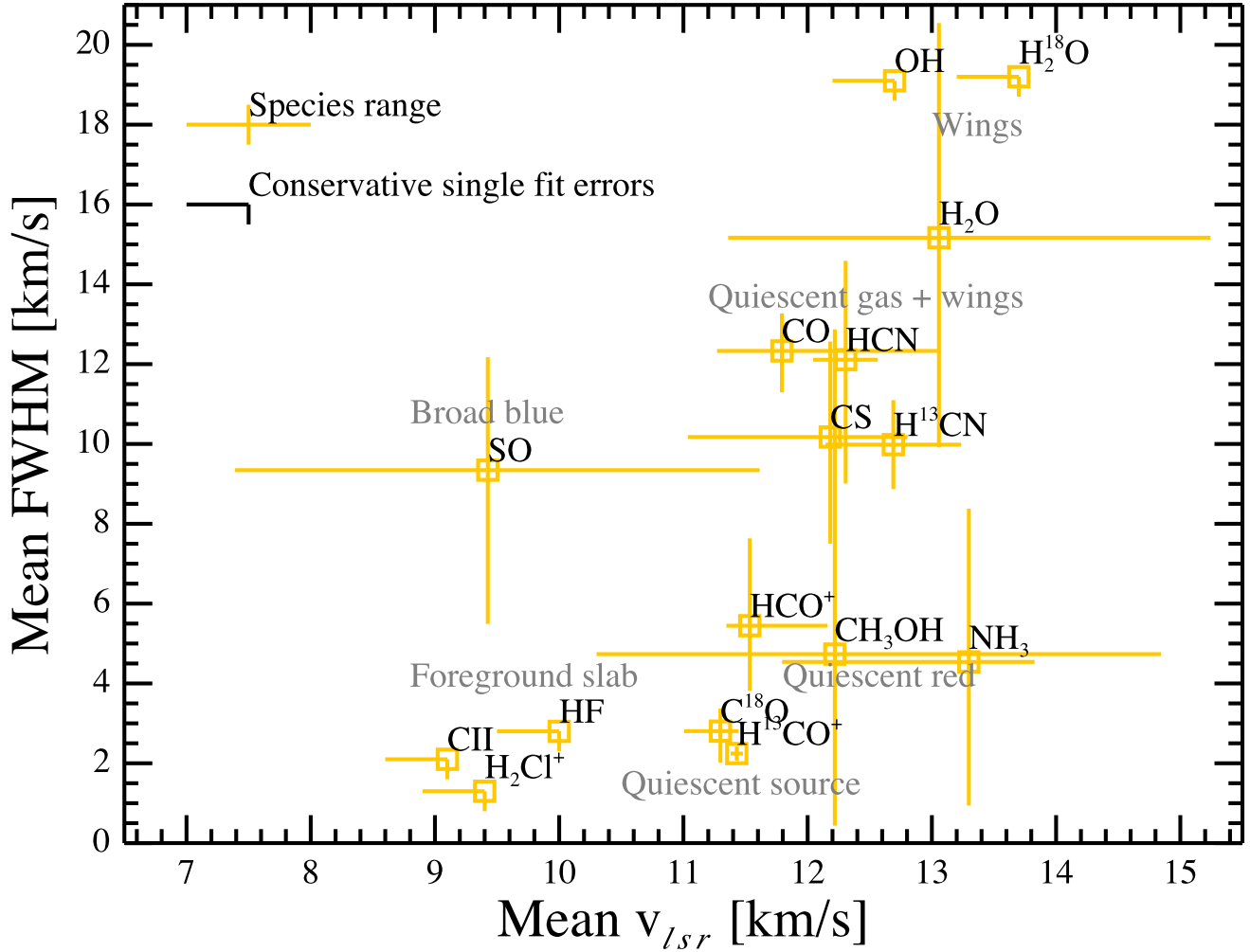
For  $^{12}\text{CO}$ , we used only the flux more than  $2.5$  km s $^{-1}$  away from the line centre, to avoid the reference contamination that affects the lower lines. Thus, effectively the  $^{12}\text{CO}$  diagram results are for the line wings. In each velocity bin, the  $^{12}\text{CO}$  lines were corrected for optical depth using  $^{13}\text{CO}$ , yielding results that match those of  $^{13}\text{CO}$  very well. Assuming an isotopolog ratio of 63, the  $^{12}\text{CO}$  optical depth away from the line centre is found to be  $\leq 2$  and the value decreases with increasing  $J_u$ . We expect the  $\text{C}^{18}\text{O}$  and  $\text{C}^{17}\text{O}$  isotopologs to be optically thin, and a comparison of their column densities with that of  $^{13}\text{CO}$  shows that the latter is only slightly optically thick at the line center, which dominates the flux of this species. For  $^{13}\text{CO}$  and  $\text{C}^{18}\text{O}$ , we find a column density ratio of 6, while 7 is expected.

To look for changes with increasing  $E_u$ , we perform the analysis in two excitation regimes:  $E_u < 200$  K and  $E_u > 200$  K. We find that  $T_{\text{rot}}$  increases by a factor of 2–3 with  $J_u$ , in other words higher-lying transitions have a higher excitation temperature. Thus, while the results in [Table 3](#) show that a somewhat higher  $T_{\text{rot}}$  is found for  $\text{C}^{18}\text{O}$  than for  $\text{C}^{17}\text{O}$ , more lines are detected for the former, and fitting the same transitions for both species gives a better match.

Due to its low critical density ( $n \lesssim 10^6$  cm $^{-3}$  up to  $J_u = 16$ ), CO is easily thermalized at densities typical of protostellar cores,  $\sim 10^6$  cm $^{-3}$ . Such densities may not exist in the regions that emit in the line wings. Therefore, the temperature values in [Table 3](#) are upper limits on the kinetic temperature.

Analyses of ground-based observations of  $\text{C}^{18}\text{O}$  in OMC-2 FIR 4 are consistent with our results. The column density we find assuming a beam-filling source,  $N = 2.2 \times 10^{15}$  cm $^{-2}$ , is almost exactly the same as that found by [Castets & Langer \(1995\)](#) from the 1–0 and 2–1 lines with the 15 m SEST telescope,  $N = 2.5 \times 10^{15}$  cm $^{-2}$ . Using the IRAM 30 m telescope and the same transitions, [Alonso-Albi et al. \(2010\)](#) found  $T_{\text{rot}} = 22$  K and  $N = 4.8 \times 10^{15}$  cm $^{-2}$ . For a centrally concentrated source, such an increase of average column density with decreasing beam size ( $\theta_{\text{SEST}} \approx 2 \cdot \theta_{\text{IRAM}}$ ) is expected, although given that the true uncertainties on any column density determination are likely around a factor of two, the difference may be insignificant. The different  $\text{C}^{18}\text{O}$  rotational temperatures, 52 K from HIFI and 22 K from IRAM, again assuming beam-filling, indicate that the high- $J$  lines preferentially probe warmer gas, consistent with our rotational diagram results in the low and high  $E_u$  regimes.





**Fig. 3.** Mean velocities and linewidths from Gaussian fits to lines of representative species. Several groups emerge, these are labeled in gray and referred to in the text. The orange bars give the range of fit parameters of the full set of lines of each species. The black bars, at top left, show the conservative Gaussian parameter fit uncertainties (see also Sect. 3.2). Where the orange bars are one-sided, showing the conservative fit errors, only a single line was detected or simultaneous fitting of multiple lines forced the species to appear at a single  $v_{lsr}$ . For a discussion, see Sect. 4.1.

### 3.6. Comments on individual species

Here, we comment on each detected species. All quoted line parameters are from single-Gaussian fits, unless explicitly stated otherwise.

#### 3.6.1. CO, $^{13}\text{CO}$ , $\text{C}^{18}\text{O}$ , $\text{C}^{17}\text{O}$

The stitched spectrum of OMC-2 FIR 4 is dominated by the CO ladder, towering above the other lines in Fig. 1 and shown individually in Fig. 5. The peak  $T_{\text{mb}}$  values are in the range 4.4 . . . 20.1 K. The lines are dominated by emission in the wings and quiescent gas velocities, but up to  $J_u = 11$ , emission from the reference beams masks the narrower component and results in fake absorption features due to signal subtraction. With increasing  $J_u$ , the Gaussian fit velocity shifts from 11.9 to 13.3  $\text{km s}^{-1}$ .

As the relative contribution of the wings increases with increasing  $J_u$  level, or equivalently with decreasing beam size, the *wing* component likely traces gas that is hotter than any other important CO-emitting region in OMC-2 FIR 4. On the other hand, referring to the rotational temperatures in Table 3, we see that the optical depth corrected  $^{12}\text{CO}$  wing  $T_{\text{rot}}$  matches that of

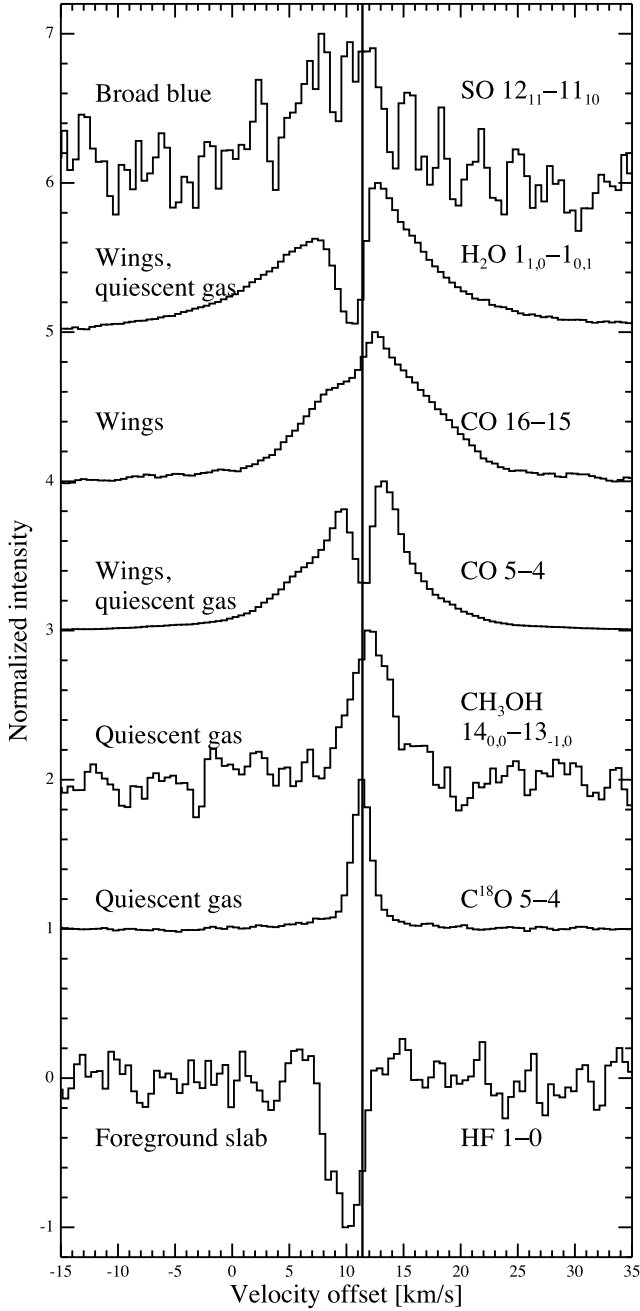
the *entire*  $^{13}\text{CO}$  line very well – there is a correlation between the fluxes in the line wings and centres.

We also detect several lines of the isotopologs  $^{13}\text{CO}$ ,  $\text{C}^{18}\text{O}$  and  $\text{C}^{17}\text{O}$ . While  $\text{C}^{18}\text{O}$  and  $\text{C}^{17}\text{O}$  trace the quiescent gas component, the  $^{13}\text{CO}$  lines contain hints of the wings as seen in Fig. 7. From  $J_u = 5$  to 11, the Gaussian linewidth of  $^{13}\text{CO}$  increases near-linearly from 3  $\text{km s}^{-1}$  to 9  $\text{km s}^{-1}$ . With increasing  $J_u$ , the width of the  $\text{C}^{18}\text{O}$  lines changes from 2 to 3.4  $\text{km s}^{-1}$ , a less pronounced change than  $^{13}\text{CO}$  but similar to  $\text{N}_2\text{H}^+$ .

We list the  $\text{C}^{17}\text{O}$  6–5 line as blended with  $\text{CH}_3\text{OH}$ , but similar methanol transitions are not detected and the line is unusually narrow and redshifted to be a  $\text{CH}_3\text{OH}$  detection, suggesting the flux originates purely in the CO isotopolog. The  $\text{C}^{17}\text{O}$  7–6, however, has a significant flux contribution from a blended  $\text{H}_2\text{CO}$  line, as evidenced by the detection of formaldehyde transitions similar to the blended one.

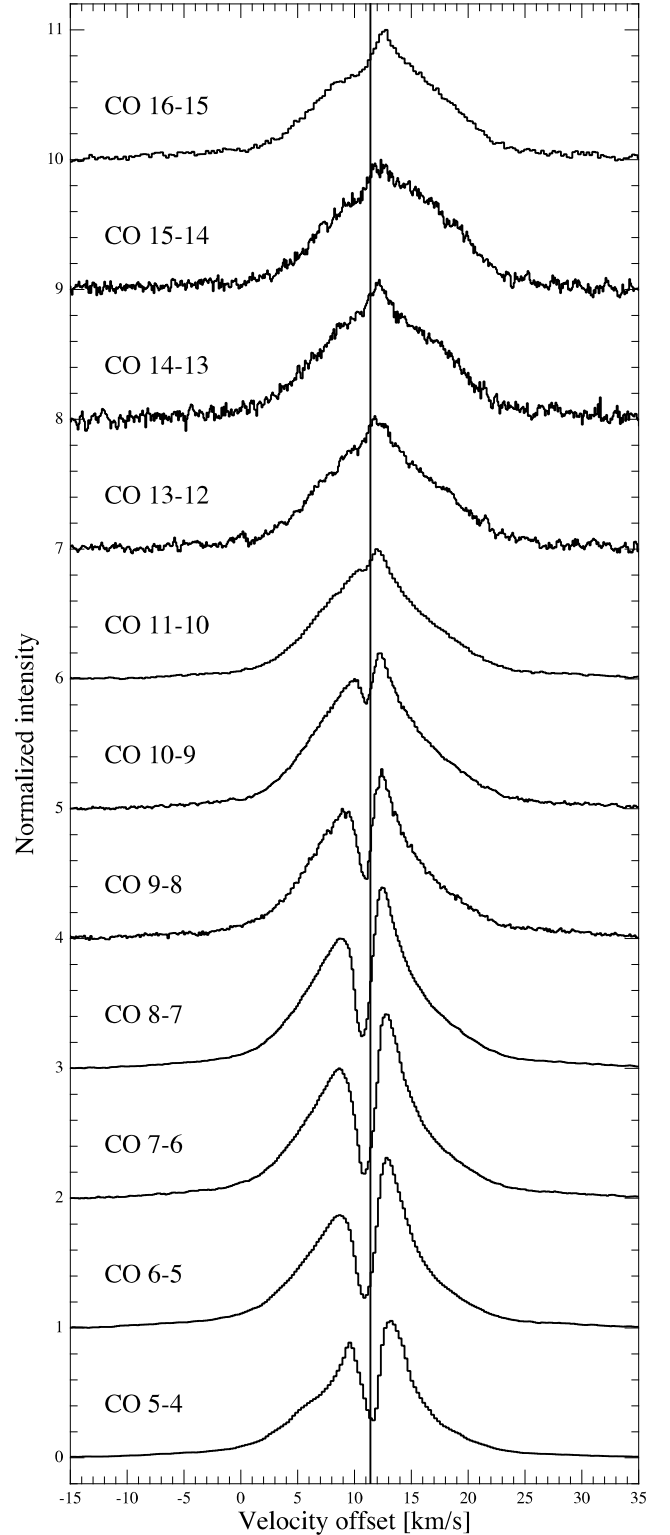
#### 3.6.2. Water: $\text{H}_2\text{O}$ , OH, $\text{OH}^+$ , $\text{H}_2\text{O}^+$

One of the key molecules observable with HIFI, water, is well detected in OMC-2 FIR 4, as seen in Figs. 6 and 8. Similarly to CO, the  $\text{H}_2\text{O}$  lines are self-absorbed within a  $\sim 0.5 \text{ km s}^{-1}$  blueshift from the source velocity, corresponding



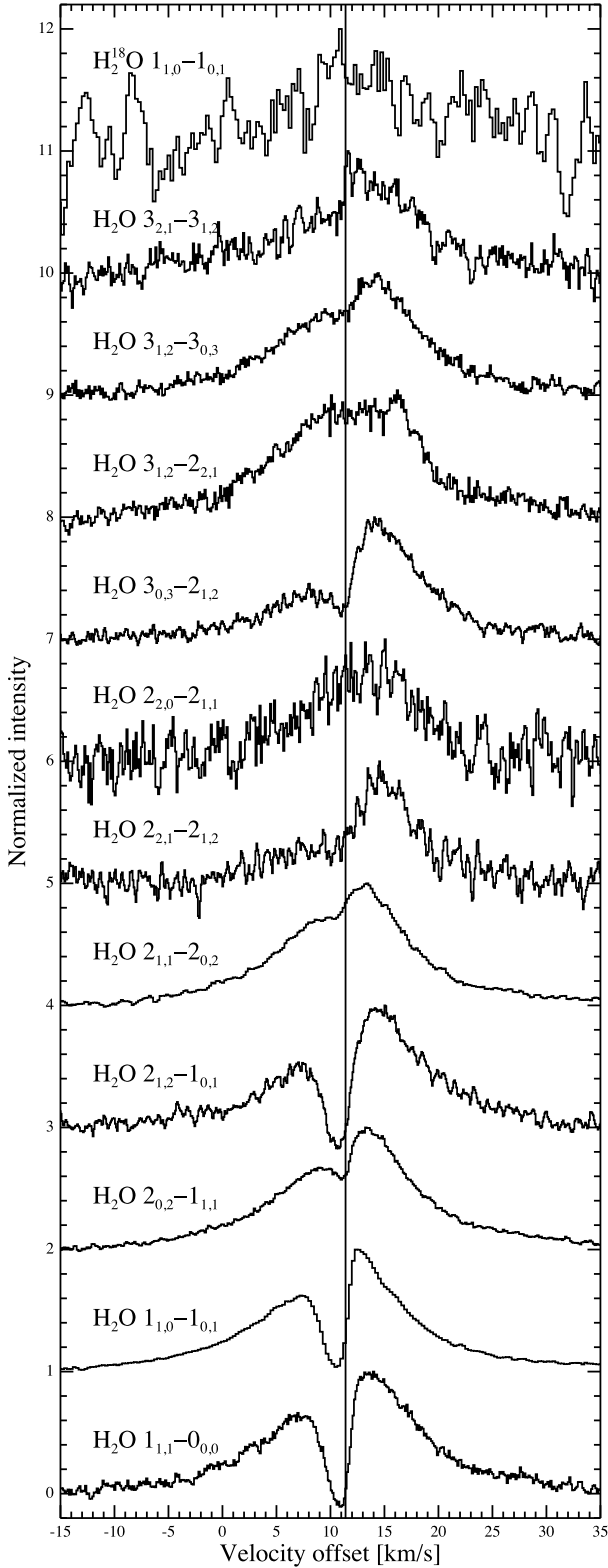
**Fig. 4.** Main components of the line profiles. The solid vertical line shows the source velocity,  $11.4 \text{ km s}^{-1}$ . The two velocity regimes of quiescent gas are illustrated by  $\text{C}^{18}\text{O}$  and  $\text{CH}_3\text{OH}$ . The deep, narrow absorption feature in CO is due to emission in the reference beams, while the absorption in  $\text{H}_2\text{O}$  appears to be source-related. The broad blue component is represented by SO. The HF line traces foreground material in the foreground slab, at  $9 \text{ km s}^{-1}$ , with another contribution from the quiescent gas.

to the quiescent gas but in absorption. They also clearly display the wings component, Fig. 3 shows the  $\text{H}_2\text{O}$  wings are broader than those of CO and the lines are typically centered near  $13 \text{ km s}^{-1}$ . The peak intensity of the lines does not exceed  $\sim 4.5 \text{ K}$ . The single-Gaussian fit linewidths vary considerably, from  $9.9$  to  $20.5 \text{ km s}^{-1}$ , although it must be kept in mind the line profiles are complex. The isotopolog  $\text{H}_2^{18}\text{O}$ , weakly detected, is



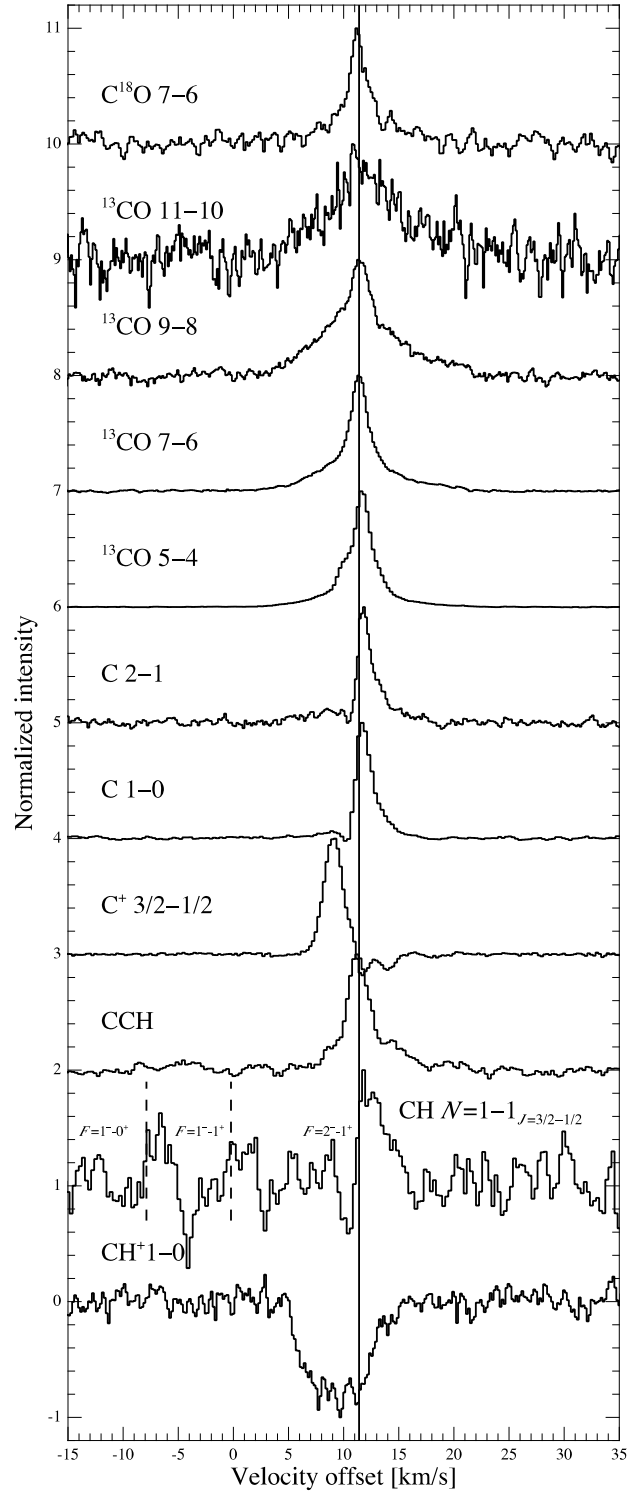
**Fig. 5.** Normalized profiles of the CO lines detected in the survey, displayed with a vertical offset of unity between each profile. The solid vertical line marks the source velocity of  $11.4 \text{ km s}^{-1}$ . The wings are increasingly important toward high rotational levels. Up to  $J_u = 11$ , the quiescent gas is masked by contamination in the reference beams, which causes absorption-like dips in the profiles.

centered at  $v_{\text{lsr}} = 13.7 \text{ km s}^{-1}$  and  $19.2 \text{ km s}^{-1}$  wide. As seen in the top panel of Fig. 6, the isotopolog profile is flat and weak,



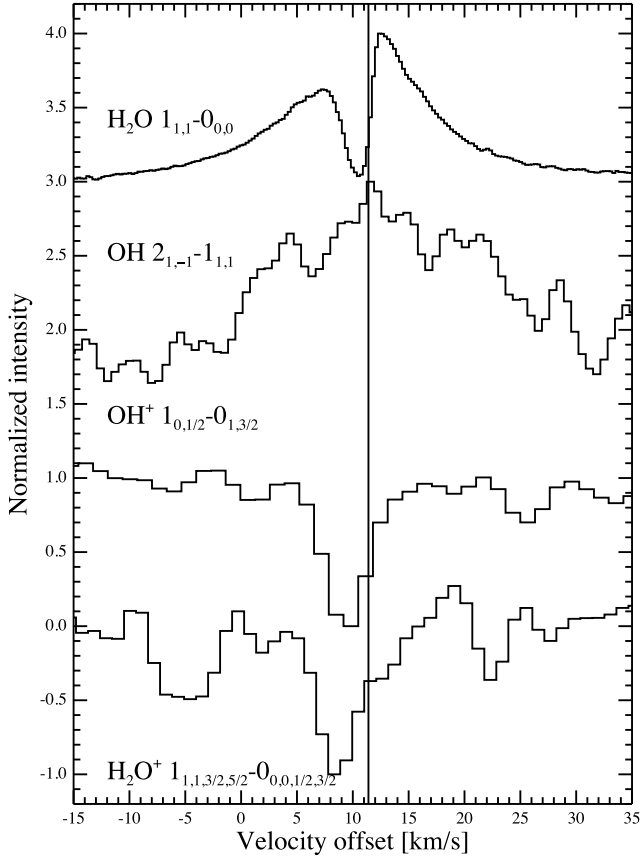
**Fig. 6.** Normalized profiles of the  $\text{H}_2\text{O}$  lines detected in the survey, displayed with a vertical offset of 1 between each profile. The solid vertical line marks the source velocity of  $11.4 \text{ km s}^{-1}$ . The narrow dips are dominated by self-absorption.

and thus difficult to interpret, but it appears to be as broad as  $\text{H}_2\text{O}$  itself. The  $\text{H}_2\text{O}$  lines point to a complex underlying velocity and excitation structure within the envelope.



**Fig. 7.** Normalized line profiles of carbon-bearing species, illustrating their different kinematics. The solid vertical line marks the source velocity of  $11.4 \text{ km s}^{-1}$ . The short vertical dashed lines show the CH hyperfine components except the one the  $v_{\text{sr}}$  is centered on. No CASSIS model was made for CH, see text. The CII absorption at  $11 \dots 15 \text{ km s}^{-1}$  is an artefact due to contamination in the reference spectra. The dip in CI at  $\sim 10 \text{ km s}^{-1}$  is also due to reference beam contamination.

The  $3/2-1/2$  transition of OH, comprising six hyperfine components, is detected in emission and one set of hyperfine components is shown in Fig. 8. An LTE fit with CASSIS,



**Fig. 8.** Normalized line profiles of some oxygen-bearing species, in particular relating to H<sub>2</sub>O chemistry. The solid vertical line marks the source velocity of 11.4 km s<sup>-1</sup>. The OH, OH<sup>+</sup> and H<sub>2</sub>O<sup>+</sup> spectra have been gaussian-smoothed to 4 MHz for clarity.

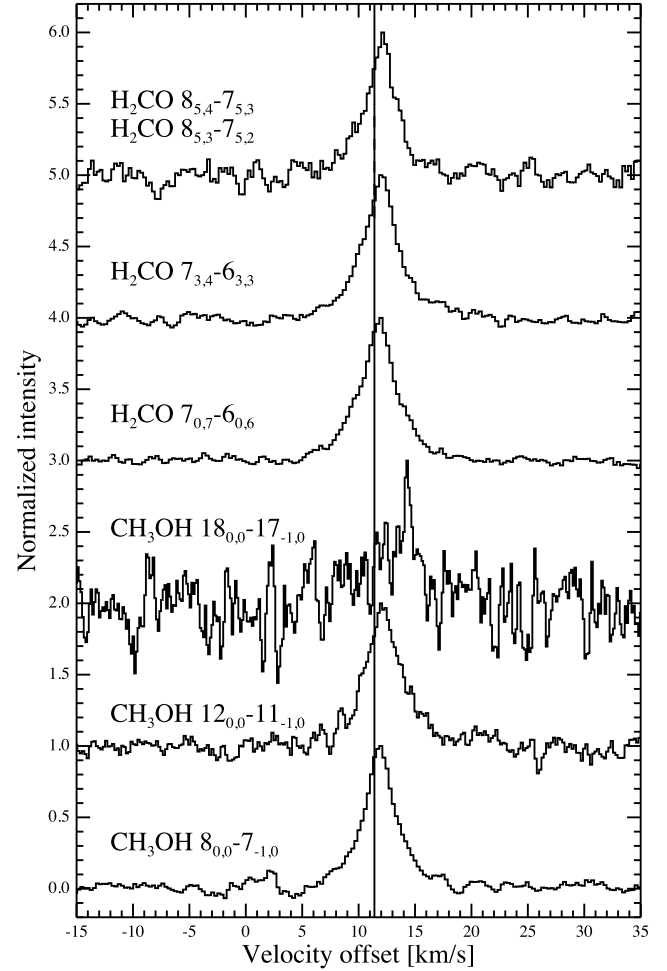
including the hyperfine structure, yields  $v_{\text{lsr}} = 12.7$  and  $FWHM = 19.1$  km s<sup>-1</sup>. This is consistent with the wings component, of which OH may be the best tracer in terms of line profile complexity. The fit is mostly useful for constraining the kinematic parameters of this species – the source size, column density and excitation temperature are not well constrained. In the best-fit model, the hyperfine components are optically thin ( $\tau \lesssim 0.01$ ). The OH line parameters are very similar to those typical for H<sub>2</sub>O and for high- $J$  CO lines.

Multiple OH<sup>+</sup> transitions are detected in absorption at 9.3 km s<sup>-1</sup>, part of the foreground slab component. We also detect the H<sub>2</sub>O<sup>+</sup> 1<sub>1,1</sub>-0<sub>0,0</sub> line at 8.4 km s<sup>-1</sup>. Selected lines are presented in Fig. 8. These ions and the tenuous gas they probe are analyzed in a companion paper (López-Sepulcre et al. 2013a).

### 3.6.3. CH<sub>3</sub>OH and H<sub>2</sub>CO

Lines of CH<sub>3</sub>OH and H<sub>2</sub>CO are shown in Fig. 9, although due to the enormous number of detections the only criterion for the displayed subset is to cover upper level energies from ~100 K through 200 K to 400 K for both species.

CH<sub>3</sub>OH dominates the number of detected lines in OMC-2 FIR 4 with 431 lines, and H<sub>2</sub>CO is second with 74. While the median CH<sub>3</sub>OH velocity is  $v_{\text{lsr}} = 12.2$  km s<sup>-1</sup> and  $FWHM = 4.7$  km s<sup>-1</sup>, the lines display a significant trend in  $v_{\text{lsr}}$  with upper level energy: at  $E_u = 50$  K, they peak at 11.8 km s<sup>-1</sup>, while by  $E_u = 450$  K, the typical peak has shifted to 12.5 km s<sup>-1</sup>. This suggests the low-excitation lines are



**Fig. 9.** Normalized line profiles of some CH<sub>3</sub>OH and H<sub>2</sub>CO lines, representing, from bottom to top, upper level energies  $E_u \approx 100$  K, 200 K and 400 K for both species. The solid vertical line marks the source velocity of 11.4 km s<sup>-1</sup>.

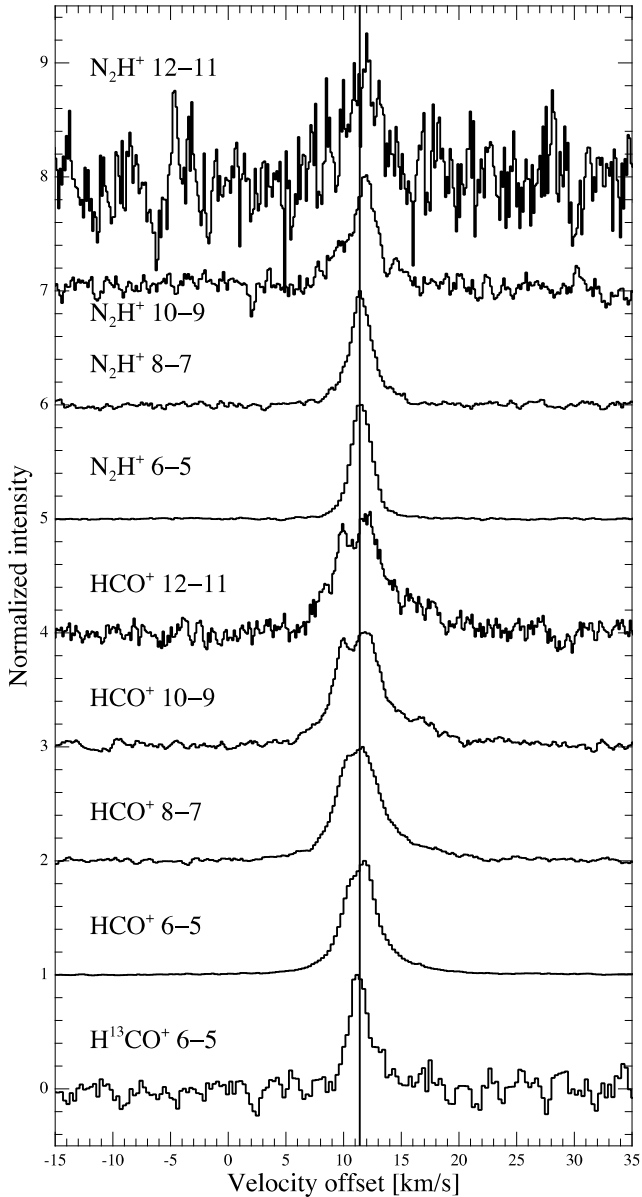
dominated by the source velocity component of the quiescent gas, while the redshifted ( $\sim 12$  km s<sup>-1</sup>) component becomes increasingly dominant at high excitation energies. This dominance of an underlying hot component is in line with the conclusion of our previous CH<sub>3</sub>OH analysis (Kama et al. 2010), where a subset of the lines was presented, including line profiles and rotational diagrams.

The H<sub>2</sub>CO lines range in upper level energy from 97 K to 732 K, and the median parameters,  $v_{\text{lsr}} = 11.9$  km s<sup>-1</sup> and  $FWHM = 4.7$  km s<sup>-1</sup>, are statistically indistinguishable from those of CH<sub>3</sub>OH. The line of sight velocity trend of H<sub>2</sub>CO also resembles that of CH<sub>3</sub>OH.

As no isotopologs of CH<sub>3</sub>OH and H<sub>2</sub>CO are detected and because their excitation will be analyzed in a separate paper, we do not give rotational diagram results for these species in Table 3. However, the shifting of the emission peaks with upper level energy and frequency suggests these species probe multiple regions of OMC-2 FIR 4.

### 3.6.4. HCO<sup>+</sup> and N<sub>2</sub>H<sup>+</sup>

The HCO<sup>+</sup> and N<sub>2</sub>H<sup>+</sup> lines, an overview of which can be seen in Fig. 10, are dominated by the quiescent gas component.



**Fig. 10.** Selection of normalized line profiles of  $\text{HCO}^+$  and  $\text{N}_2\text{H}^+$ , illustrating trends in the line kinematics. The solid vertical line marks the source velocity of  $11.4 \text{ km s}^{-1}$ .

The wings component appears to contribute at a low level to  $\text{HCO}^+$  emission. Toward higher  $J$  levels, the  $\text{HCO}^+$  lines become double-peaked, with one component near  $10 \text{ km s}^{-1}$  and another at  $12 \text{ km s}^{-1}$ . An examination of Fig. 10 shows that the double peak is relevant mostly for the highest  $\text{HCO}^+$  lines, for which the critical densities are  $\sim 10^8 \text{ cm}^{-3}$  and lower level energies  $> 200 \text{ K}$ . The apparent double peak may be due to self-absorption at  $\sim 10 \text{ km s}^{-1}$ . There is no indication in the reference spectra of contamination problems for  $\text{HCO}^+$ .  $\text{H}^{13}\text{CO}^+$  is a prime example of the quiescent gas component.

The  $\text{N}_2\text{H}^+$  stays single-peaked, but at  $E_u > 200 \text{ K}$  ( $J_u > 9$ ), the peak redshifts to  $12 \text{ km s}^{-1}$ . While the  $\text{N}_2\text{H}^+$  lines are narrower than those of  $\text{HCO}^+$  by roughly a factor of two, their widths and velocities are similar to the  $\text{H}^{13}\text{CO}^+$ ,  $\text{C}^{18}\text{O}$  and  $\text{C}^{17}\text{O}$  lines.

### 3.6.5. Carbon: CI, CII, CH, CCH, $\text{CH}^+$

Aside from CO, a number of simple carbon-bearing species are detected. A comparison of some lines of  $^{13}\text{CO}$ , CI, CII, CCH, CH and  $\text{CH}^+$  is given in Fig. 7, indicating substantial variations in the line profiles.

The CI and  $^{13}\text{CO}$  lines also correspond to the quiescent gas. The highest- $J$   $^{13}\text{CO}$  lines show a broad base, likely the wings. The CI lines show an absorption dip at around  $10 \text{ km s}^{-1}$ , which is due to emission in the reference positions and may be the cause of the slight redshift observed for CI in Fig. 3. The CI line fluxes from the bulk of OMC-2 FIR 4 are underestimated due to the self-absorption.

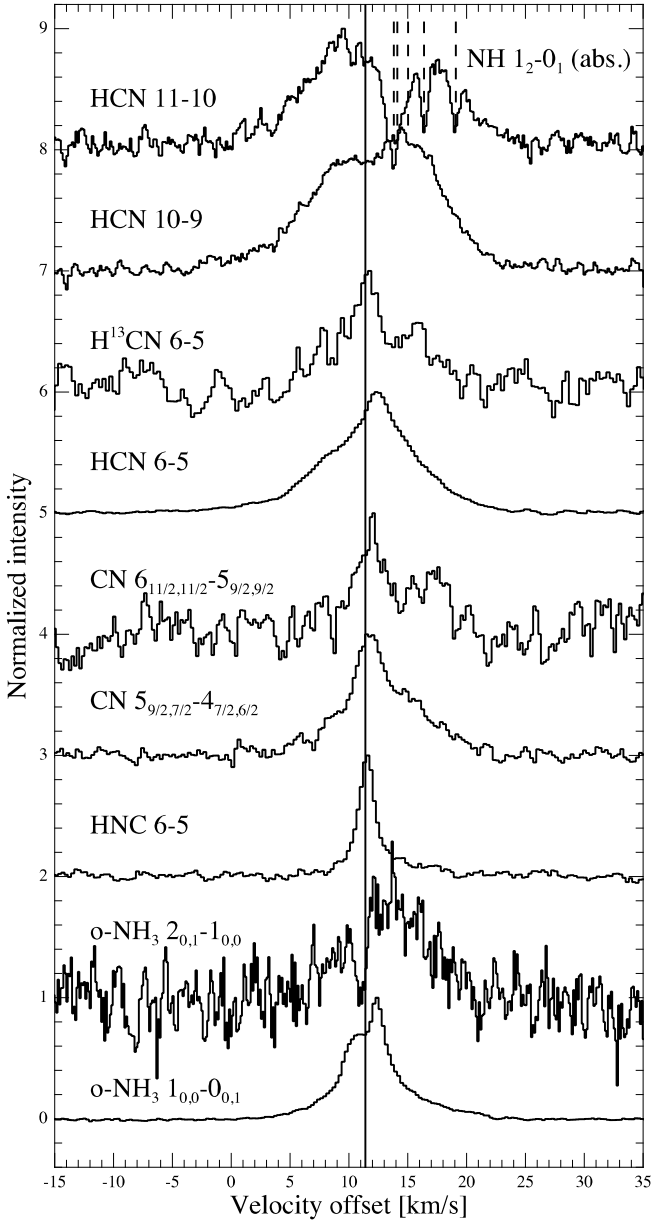
The CII line peaks at  $9.5 \text{ km s}^{-1}$  and likely represents emission from the foreground slab. The CII absorption in the  $11 \dots 15 \text{ km s}^{-1}$  velocity range is an artefact caused by emission in the reference position spectra. To estimate the amount of flux lost due to this at the line peak, we reprocessed the data with one DBS reference spectrum at a time. We established that, while the  $11 \dots 15 \text{ km s}^{-1}$  absorption features vary strongly with the choice of reference spectrum, the  $9.5 \text{ km s}^{-1}$  peak varies only by  $\sim 10\%$ , suggesting that the amount of line flux lost in this component through reference subtraction is small or that the large-scale emission at this velocity around OMC-2 is remarkably uniform. The latter is unlikely as the difference spectrum of the two reference positions shows a strong positive-negative residual, indicating a velocity offset between the components. If the extended CII emission at  $9.5 \text{ km s}^{-1}$  in OMC-2 is of comparable intensity to the detected peak, any intensity fluctuations must be at the  $\leq 10\%$  level on a scale of  $6'$ , given a resolution of  $12''$ . Accounting for only the upper level population, we obtain a lower limit of  $3.4 \times 10^{16} \text{ cm}^{-2}$  on the CII column density toward FIR 4.

CCH is dominated by the quiescent gas component, but shows evidence for *other* components. The lines have a broad base which appears redshifted, perhaps indicating a contribution from the wings. The CH lines are slightly redshifted and correspond to the quiescent gas emission. No CASSIS model fitting was done, the line parameters were obtained from a Gaussian fit to a detected isolated hyperfine component. The parameters are similar to those of  $\text{SH}^+$  and HDO. The  $\text{CH}^+$  ion absorption line is strongly saturated, leading to the increased linewidth seen in Fig. 3, but it is centered on the foreground slab component. We compare  $\text{CH}^+$  and  $\text{SH}^+$  in Sect. 3.6.7.

### 3.6.6. Nitrogen-bearing molecules

Aside from  $\text{N}_2\text{H}^+$ , which is covered in Sect. 3.6.4, the main detected nitrogen-bearing species are HCN, CN, HNC and the nitrogen hydrides. There are substantial differences in the profiles with species as well as with upper level energy for the nitrogen-bearing species, similarly to carbon and sulphur. In Fig. 11, lines of several representative nitrogen-bearing molecules are shown on a common velocity scale.

HCN, CN and HNC. Gaussian fits to the HCN lines peak at  $12.1 \text{ km s}^{-1}$ . Their large linewidth, characteristic of the wings component, puts them close to CO and  $\text{H}_2\text{O}$  in Fig. 3. The upper level energies of the detected HCN lines range from 89 to 447 K. The high-lying lines, in particular, have critical densities around  $10^{10} \text{ cm}^{-3}$ , indicating that the emitting regions contain very dense and hot gas. The  $\text{H}^{13}\text{CN}$  profiles are also broad, although they show a peak corresponding to the quiescent gas.

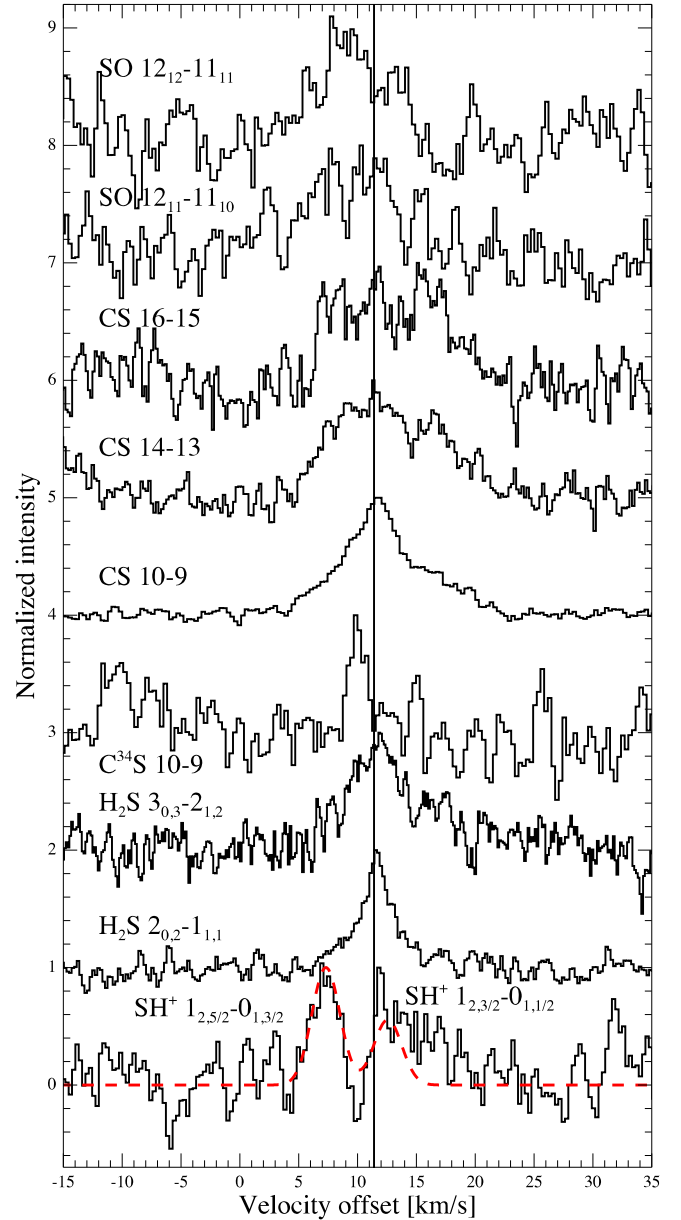


**Fig. 11.** Examples of normalized line profiles of nitrogen-bearing species. The solid vertical line marks the source velocity of  $11.4 \text{ km s}^{-1}$ . The top line profile is centered on HCN and the dashed vertical lines mark the locations of the strongest NH hyperfine components.

The two detected HNC lines trace the quiescent gas component. The CN line profiles are dominated by the quiescent gas component, but there is also a contribution from the wings, as seen in Fig. 11.

NH and  $\text{NH}_3$ . We detect some hyperfine components of the  $\text{NH } 1_2-0_1$  transition in absorption on the HCN 11–10 emission line, as shown in Fig. 11. The lines are close to the quiescent gas component velocity. The dominant hyperfine components are in absorption until below the continuum level. The ND ( $1_{2,3,4}-0_{1,2,3}$ ) transition is detected in emission and is shown in Fig. 14.

Seven transitions of  $\text{NH}_3$  are detected, covering 28 through 286 K in upper level energy. As seen in Fig. 11, the lines have



**Fig. 12.** Examples of normalized line profiles of sulphur-bearing species. The solid vertical line marks the source velocity of  $11.4 \text{ km s}^{-1}$ . The CASSIS model for  $\text{SH}^+$ , showing two hyperfine components, is given by the dashed red line.

a broad base, consistent with the wings, and they show narrow self-absorption near the quiescent gas component. We find no evidence for emission in the reference positions to be causing the absorption, but due to the relative weakness of the features this cannot be fully excluded at present. While the lines have a similar appearance to CO,  $\text{H}_2\text{O}$  and OH, and are centered at the same velocity, they are typically a factor of four narrower, as seen in Fig. 3. We return to this point in Sect. 4.1. The fundamental ortho- $\text{NH}_3$  line has a particularly interesting profile, with a sharp peak at  $12.5 \text{ km s}^{-1}$  and a plateau at  $10 \dots 12 \text{ km s}^{-1}$ .

### 3.6.7. Sulphur-bearing molecules

The detected sulphur-bearing species are CS,  $C^{34}S$ ,  $H_2S$ , SO,  $SO_2$  and  $SH^+$ . As seen from the selection of lines in Fig. 12, there are significant differences between their line profiles.

The detected CS lines cover an upper level energy range of  $129 \text{ K} \leq E_u \leq 543 \text{ K}$  and seem similar to CO in that they may have contributions from the quiescent gas and the wings. The critical densities of the high-lying lines are  $n > 10^8 \text{ cm}^{-3}$ , indicating the presence of dense and hot gas in the emitting regions. The  $C^{34}S$  10–9 line is narrow and peaks at around  $10 \text{ km s}^{-1}$ , likely tracing a dense, warm clump with a high CS abundance, at that velocity. The clumpy distribution of  $C^{34}S$  in OMC-2 FIR 4 is explored further by López-Sepulcre et al. (2013b).

The  $H_2S$  lines are dominated by the quiescent gas component, but the wings or broad blue components may be present at a low level.

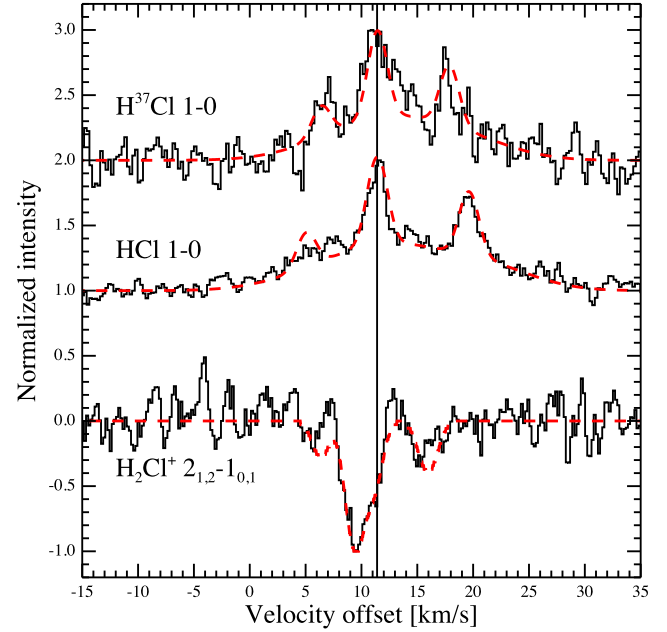
The SO lines are the sole clear tracer of the broad blue component. They cover an upper level energy range of 165 to 321 K and have critical densities of order  $10^8 \text{ cm}^{-3}$ , suggesting dense and hot gas in the emission region. It is notable that the SO lines are  $9.3 \text{ km s}^{-1}$  broad and peak at  $9.4 \text{ km s}^{-1}$ ,  $2 \text{ km s}^{-1}$  to the blue from the OMC-2 systemic velocity. We detect only two transitions of  $SO_2$ , which are similar in their median properties to CO, perhaps having contributions from the broad blue, quiescent gas and wings components.

The detected  $SH^+$  hyperfine line emission is shown in the lowest part of Fig. 12. The line profiles are very similar to CH, as seen in Fig. 3 and by comparing with the second-to-lowest panel in Fig. 7. The line parameters were obtained by fitting the hyperfine structure with the CASSIS software, and found to be  $v_{lsr} = (12.6 \pm 0.3) \text{ km s}^{-1}$  and  $FWHM = (2.8 \pm 0.3) \text{ km s}^{-1}$ . The central velocity of  $SH^+$  matches that of the wings component, but the linewidth resembles the quiescent gas. It is interesting to note that we detect  $CH^+$  in absorption at  $9.8 \text{ km s}^{-1}$  and  $SH^+$  in emission around  $12.2 \text{ km s}^{-1}$ , contrary to the strong correlation between these species seen in a sample of galactic sight-lines by Godard et al. (2012). The synthesis path of  $SH^+$  is  $S^+ + H_2 \rightarrow SH^+ + H$ , which has an activation barrier of 9860 K, more than twice the 4640 K barrier to the production of  $CH^+$  via an analogous path. This may offer an explanation to our nondetection of  $SH^+$  in the foreground slab component, but it is not immediately clear why we do not detect  $CH^+$  at the same velocity as  $SH^+$  – excitation and chemistry may both play a role. In the models of Bruderer et al. (2010), there are regions near a protostellar outflow base where the  $SH^+$  abundance is elevated by several orders of magnitude with respect to that of  $CH^+$  due to sulphur evaporation from grains.

### 3.6.8. Chlorine-bearing molecules

Lines of isotopologs containing  $^{35}Cl$  and  $^{37}Cl$  of two of the main chlorine-bearing molecules are detected: HCl 1–0 and 2–1, and  $H_2Cl^+$  1–0 and 2–1. For HCl, the line peak is at  $\sim 11.4 \text{ km s}^{-1}$ , the quiescent gas velocity. There is a broad base which may be identified with the wings component. For  $H_2Cl^+$ , we fitted the hyperfine structure with CASSIS, obtaining  $v_{lsr} = (9.4 \pm 0.2) \text{ km s}^{-1}$  and  $FWHM = (1.8 \pm 0.5) \text{ km s}^{-1}$ . Several examples of transitions of chlorine-bearing species are shown in Fig. 13.

Hydrogen chloride is predicted to be the dominant gas-phase chlorine reservoir in high-extinction regions (Blake et al. 1986b; Neufeld & Wolfire 2009), consistent with the expectation that the  $11.4 \text{ km s}^{-1}$  component traces the large-scale envelope.



**Fig. 13.** Normalized line profiles of the main detected HCl and  $H_2Cl^+$  transitions. The solid vertical line marks the source velocity of  $11.4 \text{ km s}^{-1}$ . The CASSIS models for each species, used to obtain the  $v_{lsr}$  and width of the lines, are shown with red dashed lines.

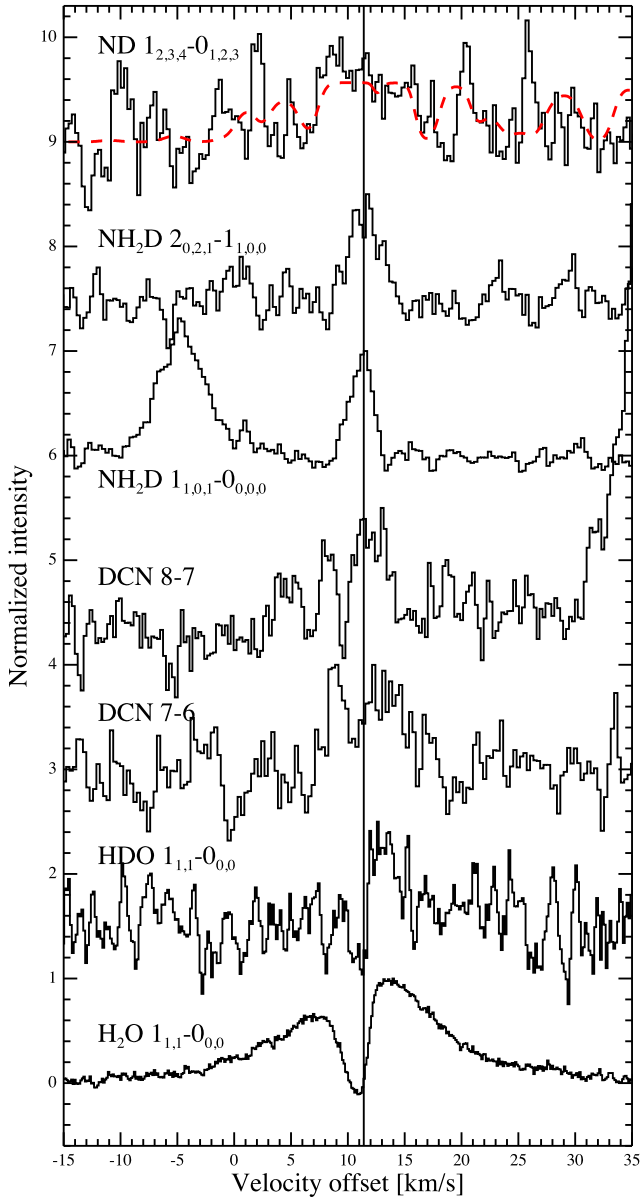
On the other hand,  $H_2Cl^+$  is predicted to be a significant carrier in photon-dominated regions, and correspondingly  $H_2Cl^+$  is detected in absorption in the blue-shifted foreground slab component. The chlorine-bearing species will be the focus of an upcoming paper (Kama et al., in prep.).

### 3.6.9. Deuterated species

Our HIFI survey is poor in deuterated species, the only detections are HDO, DCN,  $NH_2D$  and ND. The strongest lines are shown in Fig. 14. The HDO lines are very weak, therefore firm conclusions cannot be drawn, but the  $1_{1,1}-0_{0,0}$  line shown in Fig. 14 suggests similarities with  $H_2^{18}O$  in velocity, and our tests with Gaussian decomposition of the  $H_2O$  lines also suggest a similar emission peak location. The DCN median  $v_{lsr}$  is  $12 \text{ km s}^{-1}$ , consistent within the errors with HCN but with the linewidth again much narrower and corresponds to the redshifted side of the quiescent gas component, also traced by  $CH_3OH$  and  $H_2CO$ . Singly deuterated ammonia,  $NH_2D$ , peaks at  $v_{lsr} \approx 11.2 \text{ km s}^{-1}$  and corresponds well to other tracers of the quiescent gas component. The ND line is centered near the quiescent gas velocity but its width corresponds better to the wings or broad blue component. However, the line is weak and should be interpreted with caution.

### 3.6.10. HF

The  $J = 1-0$  transition of hydrogen fluoride is detected in absorption at  $10.0 \text{ km s}^{-1}$ , and is shown in Fig. 4. The linewidth is  $2.8 \text{ km s}^{-1}$  and the estimated column density  $(1.2 \pm 0.3) \times 10^{13} \text{ cm}^{-2}$ . Modeling by López-Sepulcre et al. (2013a) suggests the presence of two different velocity components: one at  $9 \text{ km s}^{-1}$ , corresponding to the foreground slab, and a dominant component around  $11 \text{ km s}^{-1}$ , roughly the quiescent gas velocity.



**Fig. 14.** Selection of lines of deuterated species. A water line has been added for comparison with HDO. The solid vertical line marks the source velocity of  $11.4 \text{ km s}^{-1}$ . The CASSIS model for ND is marked with a dashed red line.

#### 4. Discussion

Much information about the kinematic, excitation and abundance structure of OMC-2 FIR 4 is encoded into the roughly 700 detected spectral lines. The source is kinematically and chemically complex. Substantial amounts of molecular gas are present in the HIFI beam at all probed scales ( $40'' \dots 11''$  or  $17\,000 \text{ AU} \dots 5\,000 \text{ AU}$ ). We detect emission from high- $J$  transitions of CO, CS, HCN,  $\text{HCO}^+$  and other species. The high critical densities (up to  $n \sim 10^9 \text{ cm}^{-3}$ ) and excitation energies indicate that at least some of the emitting regions are very dense and hot or able to excite some transitions via infrared pumping. We focus below on the kinematical components and the energetics, deferring more detailed analyses to future papers.

#### 4.1. Interpretation of the kinematic components

We now discuss the characteristics and possible nature of the kinematic components defined in Sect. 3.2. We emphasize again that the features discussed are predominantly line profile components and need not have a one-to-one correspondence with actual source components. The diversity of line profile shapes is, in any case, a clear indication of the complexity of the underlying spatial variations of composition, density, temperature and velocity.

A correlation between the rotational temperature of the  $^{12}\text{CO}$  line wings and entire  $^{13}\text{CO}$  lines was pointed out in Sect. 3.6.1. This is based on a  $^{12}\text{CO}$  flux integration starting from  $\pm 2.5 \text{ km s}^{-1}$  from the line centre, and it is not clear if the same result would be found if the integration only included emission from much higher velocities, e.g. starting from  $\pm 10 \text{ km s}^{-1}$ . If the correlation holds, it implies that there is a physical connection between the emission in the CO line centre and high-velocity wings and a Gaussian decomposition into a narrow and broad component may not be useful. This may contribute to a better understanding of the origin of the CO emission. The results of a detailed study of the CO and  $\text{H}_2\text{O}$  line wings will be presented in a separate paper (Kama et al., in prep.). For the moment, we proceed with describing the morphological components proposed earlier in this paper.

Quiescent gas. This line profile component may have several subcomponents. One, centered around  $11.0 \dots 11.5 \text{ km s}^{-1}$ , likely corresponds to the large-scale ( $\sim 10^4 \text{ AU}$  or  $25''$ ) envelope of OMC-2 FIR 4 and matches the velocity of the bulk OMC-2 cloud (Castets & Langer 1995; Aso et al. 2000). This component is most clearly seen in  $\text{C}^{18}\text{O}$ ,  $\text{C}^{17}\text{O}$ ,  $\text{N}_2\text{H}^+$  and  $\text{NH}_2\text{D}$ , and it appears to contribute to the emission of most detected species. The other component is centered near  $12.2 \text{ km s}^{-1}$  and is best traced by  $\text{CH}_3\text{OH}$ ,  $\text{H}_2\text{CO}$  and DCN. We reiterate that some of the lines classified as quiescent gas have substantial widths,  $>5 \text{ km s}^{-1}$ , however we lump them together with other lines which are relatively narrow when compared to the broadest lines, which must trace outflowing rather than envelope material.

The  $\text{H}_2\text{O}$ ,  $\text{NH}_3$  and high- $J$   $\text{HCO}^+$  self-absorption (if  $\text{HCO}^+$  is indeed self-absorbed) is blueshifted with respect to the source rest frame. One hypothesis for explaining this blueshifted self-absorption feature is a slowly expanding layer of warm gas in the inner envelope. Similar absorption features on broad  $\text{H}_2\text{O}$  line profiles in a sample of protostars are discussed as originating in the inner envelope by Kristensen et al. (2012), who successfully reproduced such line profiles with an adaptation of the Myers et al. (1996) model, incorporating outflow emission partially obscured by an expanding layer of less excited gas.

Our previous analysis of  $\text{CH}_3\text{OH}$  lines in a subset of the present data revealed that the quiescent gas component is dominated at high upper level energies by a compact, hot component, which we identified with a hot core (Kama et al. 2010). The rotational diagram results for other species in Table 3 provide further evidence for the importance of an underlying hot component.

Wings. The broad wings are seen most clearly in OH,  $\text{H}_2\text{O}$  and CO, and likely trace at least one outflow. The existence of a broad component in the CO 3–2 line was noted already by Johnstone et al. (2003). An interpretation of this component is made difficult by the projected overlap of OMC-2 FIR 4 and one lobe of an outflow from the nearby source, FIR 3 (Shimajiri et al. 2008). Given the prominence and symmetry of the wings in the high rotational lines of CO, and the broadness of the HCN and CS lines – all indicative hot or dense emitting material – the wing



emission may originate in a compact outflow from FIR 4 itself (Kama et al., in prep.).

Broad lines of OH correlate well with water and are associated with outflow shocks (Wampfler et al. 2010) and in OMC-2 FIR 4, the large width of the OH lines ( $FWHM = 19.1 \text{ km s}^{-1}$ ) is consistent with an outflow shock origin. Furthermore, our modeling finds the OH lines to be optically thin, so together with the highest- $J$  CO lines, OH may be the most straightforward tracer of this outflow.

In Fig. 3,  $\text{NH}_3$  corresponds to the outflow tracers CO,  $\text{H}_2\text{O}$  and OH in terms of  $v_{\text{lsr}}$ , but has a typical linewidth a factor of four smaller. In the L1157-B1 outflow context, similar observations have been explained with a model where  $\text{NH}_3$  is destroyed in a shock at velocities  $>15 \text{ km s}^{-1}$ , while  $\text{H}_2\text{O}$ , for example, maintains its high abundance (Viti et al. 2011). Other species, such as  $\text{CH}_3\text{OH}$  and  $\text{H}_2\text{CO}$ , should also show emission at the outflow velocity, and a weak wing seems to indeed be present.

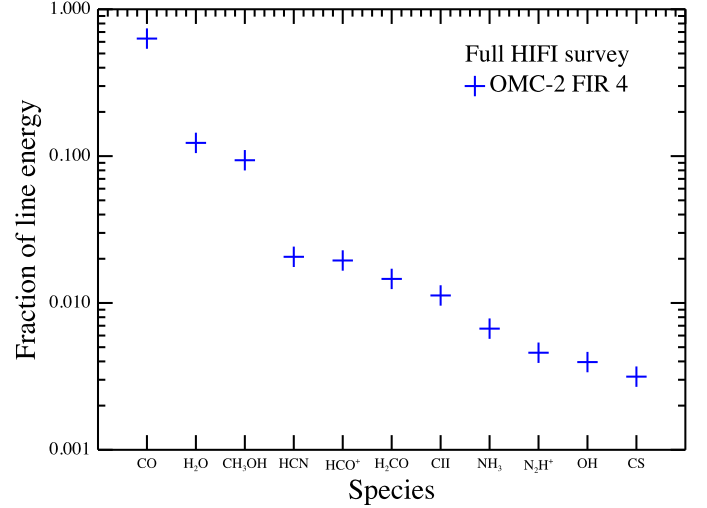
Broad blue. This component only appears clearly in lines of SO, although other species such as CO and CS do have a blue wing component that may be related. Its nature is unclear. It may be related to the compact blueshifted spot seen in low-frequency interferometry of SiO and other species by Shimajiri et al. (2008). Indeed, the SiO lines in our follow-up survey with the IRAM 30 m telescope also show a blueshifted emission component.

Foreground slab. The slab component, at  $v_{\text{lsr}} \sim 9.5 \text{ km s}^{-1}$ , is traced almost exclusively by absorption lines of molecular ions associated with photon-dominated regions (PDRs), such as  $\text{OH}^+$ ,  $\text{H}_2\text{O}^+$  and  $\text{H}_2\text{Cl}^+$ . The CII emission peak also corresponds to this component, as does part of the absorption in the fundamental line of HF. In addition to the set of species tracing the component, the fact that absorption is seen in low-lying lines suggests a very tenuous medium. In a companion paper (López-Sepulcre et al. 2013a), we present a detailed analysis of this component, finding it to be a low-density and low-extinction ( $A_v \approx 1 \text{ mag}$ ) PDR cloud in front of OMC-2, irradiated on one side by a heavily enhanced FUV field.

*Other.* Aside from the above four components, there is variation in line profiles between different species, upper level energies and observing frequencies. This includes the evolution of  $\text{N}_2\text{H}^+$  and especially  $\text{HCO}^+$  line profiles with increasing  $J$  level (Fig. 10) and the plateau-and-peak profile of the fundamental ortho- $\text{NH}_3$  line (Fig. 11). Many of these line profile aspects may be subcomponents of the quiescent gas and other aforementioned categories. A full interpretation of this variety of features, while important, is outside the scope of this paper. Pending further analyses of the HIFI data, we refer the reader to previous (Shimajiri et al. 2008) and upcoming (López-Sepulcre et al. 2013b) papers for interferometric results on the small-scale structure of OMC-2 FIR 4.

#### 4.2. Line and continuum cooling

We investigated the role of molecular line emission in gas cooling by summing the integrated intensities of the detected transitions of each species. The results are given in the second-to-last column of Table 2, and in Fig. 15, we show the 11 dominant cooling molecules. Within the frequency coverage of the survey, CO is the dominant molecular coolant, emitting 60% of the total energy in the detected lines. The second most important is  $\text{H}_2\text{O}$  with 13% and the third is  $\text{CH}_3\text{OH}$  with 9%. Two other notable coolants are  $\text{HCO}^+$  and HCN, both contributing 2% of the total line flux.



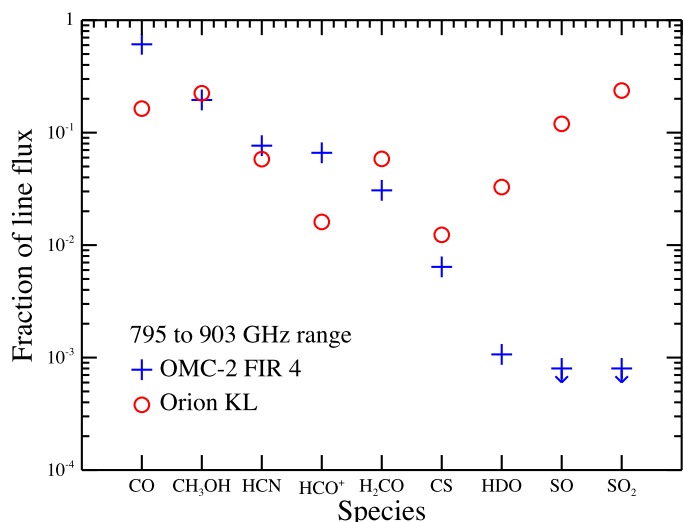
**Fig. 15.** Fractional contribution of various species to the line emission from OMC-2 FIR 4. The 11 dominant cooling species, integrated across the entire 480 to 1902 GHz HIFI survey, are displayed. Note that the units are in percent of the total line flux in the HIFI survey, excluding continuum emission.

Due to contamination in the reference positions, the total flux in CO lines is likely underestimated by a few tens of percent, as estimated from the lack of contamination in  $J_u > 11$  and a multicomponent analysis of the lower- $J$  lines. Thus, the true CO to total line flux ratio may be as high as  $\sim 70 \dots 80\%$ .

To measure the relative importance of line and continuum cooling, we integrated the spectra with baselines intact in the fully frequency sampled region of the survey (bands 1a through 5a or 480 to 1250 GHz), obtaining a flux of  $1.3 \times 10^{-12} \text{ W} \times \text{m}^{-2}$ . Of this,  $2.7 \times 10^{-14} \text{ W} \times \text{m}^{-2}$  or 2% is in lines. In their 300 GHz range study of five low- to intermediate-luminosity protostars including OMC-2 FIR 4, Johnstone et al. (2003) found lines to contribute  $<8\%$  of the measured continuum in their entire sample, consistent with our terahertz-range result. Assuming a distance of 420 pc, the flux we measure with HIFI between 480 and 1250 GHz corresponds to a luminosity of  $\sim 7 L_\odot$ , of which  $0.1 L_\odot$  is line emission.

It is remarkable that the sulphur oxides, SO and  $\text{SO}_2$ , contribute negligibly to the line cooling in OMC-2 FIR 4, in striking contrast to Orion KL, as discussed in Sect. 4.2.1.

As the frequency coverage above 1250 GHz is not complete, the cooling contributions of some species in the HIFI range may differ from those given in Table 2, but for most species the total line fluxes should not differ much from their total 480 to 1902 GHz fluxes. Undetected weak lines contributing to the continuum may also introduce a small correction to the quoted numbers. The total line emission from OMC-2 FIR 4 may have a large contribution from CO,  $\text{H}_2\text{O}$  and OI lines outside the high end of the HIFI frequency range, toward the mid- and near-infrared. A study of the spectrally unresolved CO lines seen toward OMC-2 FIR 4 with *Herschel*/PACS by Manoj et al. (2013) determined the CO luminosity between  $J_u = 14$  and 46 to be  $0.3 L_\odot$ . A comparison of this with our HIFI CO line luminosity of  $0.1 L_\odot$  shows that transitions at frequencies within the HIFI range contribute roughly the same total flux as those at higher frequencies. As the HIFI and PACS ranges overlap, the total CO luminosity from this region cannot be much above 0.4, which is between 0.04% and 0.8% of the total luminosity, depending on the source luminosity estimate (50 to 1000  $L_\odot$ , as discussed in Sect. 1).



**Fig. 16.** Line cooling in the 795–903 GHz range in two sources in Orion. The symbols mark the percentage of line emission in each dominant cooling species in OMC-2 FIR 4 (crosses, this work) and in Orion KL (circles, [Comito et al. 2005](#)). The upper limits are  $5\sigma$ . Note that the units are in percent of all line flux within the 795 to 903 GHz range, excluding continuum emission.

#### 4.2.1. Comparison with other sources

As a detailed comparison with other sources is outside the scope of this paper, we provide here an initial view.

In Fig. 16, we compare the relative line cooling in the 795 through 903 GHz range in OMC-2 FIR 4 and Orion KL, a well-studied strong line and continuum emitter. The numbers here are not to be confused with the results for the entire survey given above, furthermore the units here are  $\text{K km s}^{-1}$ , while the full-survey fluxes were compared on the  $\text{W m}^{-2}$  scale. The selected species contain the seven most important coolants for either source.  $\text{H}_2\text{O}$  is not considered in this comparison as it has no lines in the 795 to 903 GHz range. In OMC-2 FIR 4 in this range, CO emission contains 61% of the line energy, followed by  $\text{CH}_3\text{OH}$  with 20%, HCN with 8% and  $\text{HCO}^+$  with 7%. In Orion KL,  $\text{SO}_2$  dominates with 24% of the energy, followed by  $\text{CH}_3\text{OH}$  with 22%, CO with 16% and SO with 12%.

While the sulphur oxides contribute at the 10...20% level to line cooling in Orion KL, in OMC-2 FIR 4 both contribute  $\leq 0.1\%$  in the 795 to 903 GHz range, a difference of at least two orders of magnitude. This may be due to an exceptional contribution of energetic shocks in Orion KL. A similar scarcity of sulphur oxides in comparison to Orion KL has been reported before in samples of low- as well as high-mass protostars ([Johnstone et al. 2003](#); [Schilke et al. 2006](#)). In addition to shocks, factors such as the thermal evolution of the gas and dust may also play an important role in abundance variations of sulphur-bearing molecules ([Wakelam et al. 2004, 2005](#)). The difference of peak velocity we observe between SO and  $\text{CH}_3\text{OH}$ ,  $\sim 2 \text{ km s}^{-1}$ , suggests that SO emission in OMC-2 FIR 4 is dominated by a spatially distinct region, a result seen also in Sagittarius B2 ([Nummelin et al. 2000](#)).

The nature and heating processes of Orion KL are currently under debate in the community and our comparison once again confirms the exceptional nature of this source. It must be kept in mind that the quoted Orion KL observations were carried out with the Caltech Submillimeter Observatory, with a beam roughly a third the size of that of *Herschel* at equivalent frequencies, therefore beam dilution effects may be important and

the above comparison should be repeated with the HIFI survey of that source (Crockett et al., in prep.). The accelerating publication of HIFI spectral surveys and line observations of a number of other protostars (e.g. [Zernickel et al. 2012](#); [Neill et al. 2012](#); Caux et al., in prep., see also other papers from the CHESS, HEXOS, and WISH key programs) will soon allow more, and more detailed, comparative analyses to be made, across molecular species as well as protostellar properties. For example, the number of species found in the HIFI spectral survey of OMC-2 FIR 4, 26 excluding isotopologs, is smaller than that found in similar data for the high-mass star forming regions NGC 6334I (46 species, [Zernickel et al. 2012](#)) and Sagittarius B2(N) ( $\geq 40$  species, [Neill et al. 2012](#)). This may be related to the substantially lower luminosity of OMC-2 FIR 4 compared to the more massive sources.

## 5. Conclusions

- We present a *Herschel*/HIFI spectral survey of OMC-2 FIR 4 in the range 480 to 1901 GHz, one of the first spectral surveys of a protostar in the terahertz regime.
- We find 719 lines in the survey, originating from 26 different molecular and atomic species and tracing a large range of excitation conditions, with  $24 \leq E_u \leq 752 \text{ K}$ .
- The line profiles have contributions from the large-scale envelope of OMC-2 FIR 4, at least one outflow, a newly discovered foreground PDR and other components. The broad outflow emission has a redshifted offset of  $1.5 \text{ km s}^{-1}$  from the source velocity. Narrow, blue-shifted self-absorption on broad emission lines of  $\text{H}_2\text{O}$ ,  $\text{NH}_3$ , and possibly  $\text{HCO}^+$ , may originate in an expanding layer in the inner envelope. Broad, blue-shifted SO lines trace a new component of unclear nature.
- The cooling budget of OMC-2 FIR 4 between 480 and 1250 GHz is dominated by continuum radiation, with lines contributing 2%. The total flux received in this range is  $1.3 \times 10^{-12} \text{ W m}^{-2}$  or  $\sim 7 L_\odot$  at 420 pc.
- Of all the detected line flux in  $\text{W m}^{-2}$ , 60% is from  $^{12}\text{CO}$ , 13% from  $\text{H}_2\text{O}$  and 9% from  $\text{CH}_3\text{OH}$ . Every other species contributes at the  $\leq 2\%$  level.
- The dominant cooling molecules in OMC-2 FIR 4 and Orion KL are similar, but the relative role of SO and  $\text{SO}_2$  in the energy budget of OMC-2 FIR 4 is two orders of magnitude smaller than in Orion KL, indicating a substantial difference in the role of shocks or in the thermal evolution.
- In terms of composition and dominant chemical species, OMC-2 FIR 4 is well in line with results for other protostars from ground-based instruments. It is thus a nearby intermediate-mass star formation laboratory for which an exceptional spectral dataset is now available.

*Acknowledgements.* The authors would like to thank Charlotte Vastel for help with the spectroscopic data; our CHESS, HEXOS and WISH colleagues for useful discussions; and the HIFI Instrument Control Center and *Herschel* Science Center teams for their efforts. M.K. gratefully acknowledges funding from the Netherlands Organisation for Scientific Research (NWO) Top Talent grant number 021.002.081, the Leids Kerkhoven-Bosscha Fonds and the COST Action on Astrochemistry. A.L.S. and C.C. acknowledge funding by the French Space Agency CNES and from ANR contract ANR-08-BLAN-022. A.F. acknowledges support from the CONSOLIDER INGENIO 2010 program, grant CSD2009-00038. *Herschel* is an ESA space observatory with science instruments provided by European-led Principal Investigator consortia and with important participation from NASA. This work is based on analysis carried out with the CASSIS software, developed by IRAP-UPS/CNRS (<http://cassis.irap.omp.eu>).

## References

- Adams, J. D., Herter, T. L., Osorio, M., et al. 2012, *ApJ*, 749, L24
- Alonso-Albi, T., Fuente, A., Crimier, N., et al. 2010, *A&A*, 518, A52
- Araki, M., Furuya, T., & Saito, S. 2001, *J. Mol. Spectr.*, 210, 132
- Aso, Y., Tatematsu, K., Sekimoto, Y., et al. 2000, *ApJS*, 131, 465
- Belov, S. 1995, *J. Mol. Spectr.*, 173, 380
- Bergin, E. A., Phillips, T. G., Comito, C., et al. 2010, *A&A*, 521, L20
- Blake, G. A., Farhoomand, J., & Pickett, H. M. 1986a, *J. Mol. Spectr.*, 115, 226
- Blake, G. A., Masson, C. R., Phillips, T. G., & Sutton, E. C. 1986b, *ApJS*, 60, 357
- Bogey, M., Civiš, S., Delcroix, B., et al. 1997, *J. Mol. Spectr.*, 182, 85
- Brown, J. M., & Müller, H. S. P. 2009, *J. Mol. Spectr.*, 255, 68
- Bruderer, S., Benz, A. O., Stäuber, P., & Doty, S. D. 2010, *ApJ*, 720, 1432
- Brünken, S., Fuchs, U., Lewen, F., et al. 2004, *J. Mol. Spectr.*, 225, 152
- Castets, A., & Langer, W. D. 1995, *A&A*, 294, 835
- Caux, E., Kahane, C., Castets, A., et al. 2011, *A&A*, 532, A23
- Cazzoli, G., & Puzzarini, C. 2005, *J. Mol. Spectr.*, 233, 280
- Cazzoli, G., Puzzarini, C., & Lapinov, A. V. 2004, *ApJ*, 611, 615
- Ceccarelli, C., Bacmann, A., Boogert, A., et al. 2010, *A&A*, 521, L22
- Cernicharo, J., Barlow, M. J., Gonzalez-Alfonso, E., et al. 1996, *A&A*, 315, L201
- Cernicharo, J., Guélin, M., & Kahane, C. 2000, *A&AS*, 142, 181
- Comito, C., & Schilke, P. 2002, *A&A*, 395, 357
- Comito, C., Schilke, P., Phillips, T. G., et al. 2005, *ApJS*, 156, 127
- Cooksy, A. L., Blake, G. A., & Saykally, R. J. 1986a, *ApJ*, 305, L89
- Cooksy, A. L., Saykally, R. J., Brown, J. M., & Evenson, K. M. 1986b, *ApJ*, 309, 828
- Crimier, N., Ceccarelli, C., Lefloch, B., & Faure, A. 2009, *A&A*, 506, 1229
- Crockett, N. R., Bergin, E. A., Wang, S., et al. 2010, *A&A*, 521, L21
- de Graauw, T., Helmich, F. P., Phillips, T. G., et al. 2010, *A&A*, 518, L6
- Flores-Mijangos, J., Brown, J. M., Matsushima, F., et al. 2004, *J. Mol. Spectr.*, 225, 189
- Fusina, L., di Lonardo, G., Johns, J. W. C., & Halonen, L. 1988, *J. Mol. Spectr.*, 127, 240
- Godard, B., Falgarone, E., Gerin, M., et al. 2012, *A&A*, 540, A87
- Goldsmith, P. F. 2001, *ApJ*, 557, 736
- Goldsmith, P. F., & Langer, W. D. 1999, *ApJ*, 517, 209
- Herrmann, F., Madden, S. C., Nikola, T., et al. 1997, *ApJ*, 481, 343
- Higgins, R. 2011, Ph.D. Thesis, NUI Maynooth
- Higgins, R. D., Pearson, J. C., Lord, S. D., & Teyssier, D. 2009, in 64th International Symposium On Molecular Spectroscopy
- Hirota, T., Bushimata, T., Choi, Y. K., et al. 2007, *PASJ*, 59, 897
- Huang, X., Schwenke, D. W., & Lee, T. J. 2011, *J. Chem. Phys.*, 134, 4321
- Johansson, L. E. B., Andersson, C., Elder, J., et al. 1985, *A&AS*, 60, 135
- Johns, J. W. C. 1985, *J. Opt. Soc. Am. B Opt. Phys.*, 2, 1340
- Johnstone, D., Boonman, A. M. S., & van Dishoeck, E. F. 2003, *A&A*, 412, 157
- Kama, M., Dominik, C., Maret, S., et al. 2010, *A&A*, 521, L39
- Kim, E., & Yamamoto, S. 2003, *J. Mol. Spectr.*, 219, 296
- Klapper, G., Lewen, F., Gendriesch, R., Belov, S. P., & Winnewisser, G. 2001, *Z. Naturforschung Teil A*, 56, 329
- Klapper, G., Surin, L., Lewen, F., et al. 2003, *ApJ*, 582, 262
- Klisch, E., Klaus, T., Belov, S. P., Winnewisser, G., & Herbst, E. 1995, *A&A*, 304, L5
- Kristensen, L. E., van Dishoeck, E. F., Bergin, E. A., et al. 2012, *A&A*, 542, A8
- Lattanzi, V., Walters, A., Drouin, B. J., & Pearson, J. C. 2007, *ApJ*, 662, 771
- López-Sepulcre, A., Kama, M., Ceccarelli, C., et al. 2013a, *A&A*, 549, A114
- López-Sepulcre, A., Taquet, V., Sánchez-Monge, Á., et al. 2013b, *A&A*, in press, DOI: 10.1051/0004-6361/201220905
- Manoj, P., Watson, D. M., Neufeld, D. A., et al. 2013, *ApJ*, 763, 83
- McCarthy, M. C., Mohamed, S., Brown, J. M., & Thaddeus, P. 2006, *Proc. Nat. Acad. Sci.*, 103, 12263
- Menten, K. M., Reid, M. J., Forbrich, J., & Brunthaler, A. 2007, *A&A*, 474, 515
- Mezger, P. G., Zylka, R., & Wink, J. E. 1990, *A&A*, 228, 95
- Müller, H. S. P. 2010, *A&A*, 514, L6
- Müller, H. S. P., Klein, H., Belov, S. P., et al. 1999, *J. Mol. Spectr.*, 195, 177
- Müller, H. S. P., Farhoomand, J., Cohen, E. A., et al. 2000a, *J. Mol. Spectr.*, 201, 1
- Müller, H. S. P., Winnewisser, G., Demaison, J., Perrin, A., & Valentin, A. 2000b, *J. Mol. Spectr.*, 200, 143
- Müller, H. S. P., Menten, K. M., & Mäder, H. 2004, *A&A*, 428, 1019
- Müller, H. S. P., Schlöder, F., Stutzki, J., & Winnewisser, G. 2005, *J. Mol. Spectr.*, 242, 215
- Mürtz, P., Zink, L. R., Evenson, K. M., & Brown, J. M. 1998, *J. Chem. Phys.*, 109, 9744
- Myers, P. C., Mardones, D., Tafalla, M., Williams, J. P., & Wilner, D. J. 1996, *ApJ*, 465, L133
- Neill, J. L., Bergin, E. A., Lis, D. C., et al. 2012, *J. Mol. Spectr.*, 280, 150
- Neufeld, D. A., & Wolfire, M. G. 2009, *ApJ*, 706, 1594
- Nolt, I. G., Radostitz, J. V., Dilonardo, G., et al. 1987, *J. Mol. Spectr.*, 125, 274
- Nummelin, A., Bergman, P., Hjalmarsen, Å., et al. 2000, *ApJS*, 128, 213
- Ott, S. 2010, in *Astronomical Data Analysis Software and Systems XIX*, eds. Y. Mizumoto, K.-I. Morita, & M. Ohishi, *ASP Conf. Ser.*, 434, 139
- Padovani, M., Walmsley, C. M., Tafalla, M., Galli, D., & Müller, H. S. P. 2009, *A&A*, 505, 1199
- Pagani, L., Daniel, F., & Dubernet, M.-L. 2009, *A&A*, 494, 719
- Pickett, H. M., Poynter, R. L., Cohen, E. A., et al. 1998, *J. Quant. Spec. Radiat. Transf.*, 60, 883
- Pickett, H. M., Pearson, J. C., & Miller, C. E. 2005, *J. Mol. Spectr.*, 233, 174
- Pilbratt, G. L., Riedinger, J. R., Passvogel, T., et al. 2010, *A&A*, 518, L1
- Roelfsema, P. R., Helmich, F. P., Teyssier, D., et al. 2012, *A&A*, 537, A17
- Schilke, P., Groesbeck, T. D., Blake, G. A., & Phillips, T. G. 1997, *ApJS*, 108, 301
- Schilke, P., Comito, C., Thorwirth, S., et al. 2006, *A&A*, 454, L41
- Shimajiri, Y., Takahashi, S., Takakuwa, S., Saito, M., & Kawabe, R. 2008, *ApJ*, 683, 255
- Shimajiri, Y., Kawabe, R., Takakuwa, S., et al. 2011, *PASJ*, 63, 105
- Snell, R. L., Howe, J. E., Ashby, M. L. N., et al. 2000, *ApJ*, 539, L93
- Takano, S., Klaus, T., & Winnewisser, G. 1998, *J. Mol. Spectr.*, 192, 309
- Thorwirth, S., Müller, H. S. P., Lewen, F., Gendriesch, R., & Winnewisser, G. 2000, *A&A*, 363, L37
- Thorwirth, S., Müller, H. S. P., Lewen, F., et al. 2003, *ApJ*, 585, L163
- van der Wiel, M. H. D., Pagani, L., van der Tak, F. F. S., Kaźmierczak, M., & Ceccarelli, C. 2013, *A&A*, 553, A11
- Viti, S., Jimenez-Serra, I., Yates, J. A., et al. 2011, *ApJ*, 740, L3
- Wakelam, V., Caselli, P., Ceccarelli, C., Herbst, E., & Castets, A. 2004, *A&A*, 422, 159
- Wakelam, V., Ceccarelli, C., Castets, A., et al. 2005, *A&A*, 437, 149
- Wampfler, S. F., Herczeg, G. J., Bruderer, S., et al. 2010, *A&A*, 521, L36
- Winnewisser, G., Belov, S. P., Klaus, T., & Schieder, R. 1997, *J. Mol. Spectr.*, 184, 468
- Yu, S., Pearson, J. C., Drouin, B. J., et al. 2010, *J. Chem. Phys.*, 133, 174317
- Zernickel, A., Schilke, P., Schmiedeke, A., et al. 2012, *A&A*, 546, A87

## Appendix A: Detected transitions

In Table A.1, we present a frequency-sorted table of the transitions detected in the survey. In the first six columns, we give the database properties of each transition. Columns 7–10 give the Gaussian fit velocity and width, and their associated formal uncertainties. Columns 11–14 give the peak and integrated intensity, and associated uncertainty. Blending is indicated in column 15, by a **B:** followed by an identification of the blended line (only one **B:** line is given also for multiple overlapping blends). Line profile parameters ( $v_{\text{lsr}}$ , FWHM,  $T_{\text{mb}}$ ) are not given for the lines which are blended. For some species, such as OH and SH<sup>+</sup>, the line parameters were determined by fitting models of the hyperfine line profile to the data, these results can be seen in Table 2 and Fig. 3 and plotted with red dashed lines in figures showing examples of the data.

**Table A.1.** Transitions detected in the HIFI spectral survey of OMC-2 FIR 4.

$\nu$ GHz (1)	Species (2)	Transition (3)	$\nu_{\text{rest}}$ GHz (4)	$E_u$ K (5)	$A_{ul}$ rad/s (6)	$v_{\text{lsr}}$ km s <sup>-1</sup> (7)	$\delta v_{\text{lsr}}$ km s <sup>-1</sup> (8)	Gaussian fit $FWHM$ km s <sup>-1</sup> (9)	$\delta FWHM$ km s <sup>-1</sup> (10)	$T_{\text{mb}}$ K (11)	rms mK (12)	From moments Flux K km s <sup>-1</sup> (13)	$\delta\text{Flux}$ K km s <sup>-1</sup> (14)	Blend(B)/Notes (15)
480.269	CH <sub>3</sub> OH	3 <sub>2</sub> -3 <sub>1</sub>	480.269	51.64	4.89e-04	12.26	0.18	5.20	0.42	0.17	22	1.01	0.04	
481.504	CH <sub>3</sub> OH	2 <sub>2</sub> -2 <sub>1</sub>	481.504	44.67	3.94e-04	11.36	0.14	3.64	0.34	0.14	23	0.42	0.04	
481.916	C <sup>34</sup> S	10 <sub>0</sub> -9 <sub>0</sub>	481.916	127.23	2.38e-03	10.01	0.10	1.68	0.24	0.05	19	0.21	0.03	
482.282	CH <sub>3</sub> OH	10 <sub>0</sub> -9 <sub>0</sub>	482.282	140.60	5.02e-04	11.80	0.06	3.61	0.13	0.37	16	1.93	0.03	
482.959	CH <sub>3</sub> OH	10 <sub>-1</sub> -9 <sub>-1</sub>	482.959	133.15	5.00e-04	11.82	0.02	3.82	0.04	0.64	15	3.09	0.03	
483.141	CH <sub>3</sub> OH	10 <sub>0</sub> -9 <sub>0</sub>	483.141	127.60	5.05e-04	11.73	0.02	3.72	0.04	0.68	17	3.48	0.04	
483.389	CH <sub>3</sub> OH	10 <sub>2</sub> -9 <sub>2</sub>	483.389	165.35	4.89e-04	12.22	0.12	5.07	0.27	0.12	20	0.81	0.04	
483.472	CH <sub>3</sub> OH	10 <sub>-4</sub> -9 <sub>-4</sub>	483.472	215.55	6.30e-04	12.65	0.25	5.21	0.70	0.04	15	0.18	0.02	
483.539	CH <sub>3</sub> OH	10 <sub>4</sub> -9 <sub>4</sub>	483.539	207.99	6.31e-04						14			B: CH <sub>3</sub> OH (10 <sub>4</sub> -9 <sub>4</sub> )
483.539	CH <sub>3</sub> OH	10 <sub>4</sub> -9 <sub>4</sub>	483.539	207.99	6.31e-04						14			B: CH <sub>3</sub> OH (10 <sub>4</sub> -9 <sub>4</sub> )
483.551	CH <sub>3</sub> OH	10 <sub>3</sub> -9 <sub>3</sub>	483.551	177.46	6.82e-04						14			B: CH <sub>3</sub> OH (10 <sub>3</sub> -9 <sub>3</sub> )
483.556	CH <sub>3</sub> OH	10 <sub>-3</sub> -9 <sub>-3</sub>	483.556	190.37	6.82e-04						14			B: CH <sub>3</sub> OH (10 <sub>4</sub> -9 <sub>4</sub> )
483.566	CH <sub>3</sub> OH	10 <sub>3</sub> -9 <sub>3</sub>	483.566	177.46	6.82e-04						14			B: CH <sub>3</sub> OH (10 <sub>4</sub> -9 <sub>4</sub> )
483.686	CH <sub>3</sub> OH	10 <sub>1</sub> -9 <sub>1</sub>	483.686	148.73	7.60e-04						13			B: CH <sub>3</sub> OH (10 <sub>3</sub> -9 <sub>3</sub> )
483.697	CH <sub>3</sub> OH	10 <sub>3</sub> -9 <sub>3</sub>	483.697	175.39	6.85e-04						13			B: CH <sub>3</sub> OH (10 <sub>3</sub> -9 <sub>3</sub> )
483.761	CH <sub>3</sub> OH	10 <sub>2</sub> -9 <sub>2</sub>	483.761	165.40	4.90e-04	12.16	0.11	4.09	0.26	0.11	16	0.51	0.02	B: CH <sub>3</sub> OH (10 <sub>1</sub> -9 <sub>1</sub> )
484.005	CH <sub>3</sub> OH	2 <sub>2</sub> -2 <sub>1</sub>	484.005	44.67	4.01e-04						14			B: CH <sub>3</sub> OH (10 <sub>2</sub> -9 <sub>2</sub> )
484.023	CH <sub>3</sub> OH	10 <sub>2</sub> -9 <sub>2</sub>	484.023	149.97	4.83e-04						12			B: CH <sub>3</sub> OH (10 <sub>2</sub> -9 <sub>2</sub> )
484.072	CH <sub>3</sub> OH	10 <sub>2</sub> -9 <sub>2</sub>	484.072	153.63	4.89e-04						13			B: CH <sub>3</sub> OH (2 <sub>2</sub> -2 <sub>1</sub> )
485.263	CH <sub>3</sub> OH	3 <sub>2</sub> -3 <sub>1</sub>	485.263	51.64	4.89e-04	11.92	0.06	4.25	0.14	0.18	13	0.94	0.02	
485.418	H <sub>2</sub> Cl <sup>+</sup>	1 <sub>1,1,5/2</sub> -0 <sub>0,0,3/2</sub>	485.418	23.30	5.05e-04	11.74	0.03	4.33	0.06	0.20	16	1.10	0.03	
486.941	CH <sub>3</sub> OH	4 <sub>2</sub> -4 <sub>1</sub>	486.941	60.92	5.51e-04	8.26	0.16	2.82	0.38	-0.03	11	-0.18	0.01	
487.532	CH <sub>3</sub> OH	10 <sub>1</sub> -9 <sub>1</sub>	487.532	143.28	5.15e-04	11.57	0.03	4.40	0.06	0.24	16	1.27	0.03	
489.037	CH <sub>3</sub> OH	5 <sub>2</sub> -5 <sub>1</sub>	489.037	72.53	5.79e-04	12.02	0.02	3.84	0.05	0.38	17	2.00	0.03	
489.751	CS	10-9	489.751	129.29	2.51e-03	11.90	0.03	3.88	0.08	0.23	17	1.27	0.04	
491.551	CH <sub>3</sub> OH	6 <sub>2</sub> -6 <sub>1</sub>	491.551	86.46	6.00e-04	11.85	0.09	8.28	0.21	0.51	17	4.34	0.04	
491.935	SO <sub>2</sub>	7 <sub>4,4</sub> -6 <sub>3,3</sub>	491.935	65.01	9.49e-04	11.88	0.06	4.65	0.15	0.21	18	1.11	0.04	B: H <sub>2</sub> CO (7 <sub>1,7</sub> -6 <sub>1,6</sub> )
491.968	H <sub>2</sub> CO	7 <sub>1,7</sub> -6 <sub>1,6</sub>	491.968	106.31	3.44e-03						17			B: SO <sub>2</sub> (7 <sub>4,4</sub> -6 <sub>3,3</sub> )
492.161	C	1-0	492.161	23.62	7.99e-08	11.90	0.02	1.81	0.05	1.30	18	4.74	0.04	
492.279	CH <sub>3</sub> OH	4 <sub>1</sub> -3 <sub>0</sub>	492.279	37.55	3.83e-04	11.69	0.02	4.15	0.04	0.66	17	3.47	0.04	
493.699	CH <sub>3</sub> OH	5 <sub>3</sub> -4 <sub>2</sub>	493.699	84.62	6.62e-04	11.67	0.02	3.72	0.05	0.49	14	2.44	0.03	
493.734	CH <sub>3</sub> OH	5 <sub>3</sub> -4 <sub>2</sub>	493.734	84.62	6.62e-04	11.59	0.02	3.71	0.05	0.50	15	2.56	0.03	
494.455	NH <sub>2</sub> D	1 <sub>1,0,1</sub> -0 <sub>0,0,0</sub>	494.455	23.73	9.95e-04	11.19	0.03	2.21	0.08	0.14	14	0.42	0.02	
494.482	CH <sub>3</sub> OH	7 <sub>2</sub> -7 <sub>1</sub>	494.482	102.70	6.18e-04	11.79	0.02	5.06	0.06	0.21	14	1.30	0.03	
495.173	CH <sub>3</sub> OH	7 <sub>0</sub> -6 <sub>-1</sub>	495.173	78.08	3.21e-04	11.71	0.02	3.68	0.05	0.40	15	1.94	0.03	
496.924	CH <sub>3</sub> OH	14 <sub>0</sub> -13 <sub>1</sub>	496.924	256.14	3.26e-04	12.34	0.14	4.62	0.32	0.08	13	0.35	0.03	
497.828	CH <sub>3</sub> OH	8 <sub>2</sub> -8 <sub>1</sub>	497.828	121.27	6.36e-04	11.90	0.04	4.61	0.08	0.20	14	1.29	0.03	
501.589	CH <sub>3</sub> OH	9 <sub>2</sub> -9 <sub>1</sub>	501.589	142.15	6.54e-04	11.93	0.07	3.98	0.15	0.16	14	0.87	0.03	
504.294	CH <sub>3</sub> OH	7 <sub>1</sub> -6 <sub>0</sub>	504.294	86.05	3.53e-04	11.72	0.02	4.01	0.06	0.39	15	2.09	0.03	

**Notes.** The first six columns give the database properties of each transition. Columns 7–10 give the Gaussian fit velocity and width, and their associated formal uncertainties. Columns 11–14 give the peak and integrated intensity, and associated uncertainty. Blending is indicated in Col. 15, by a B: followed by an identification of the blended line (only one B: line is given also for multiple overlapping blends). Line profile parameters ( $v_{\text{lsr}}$ ,  $FWHM$ ,  $T_{\text{mb}}$ ) are not given for the lines which are blended. For some species, such as OH and SH<sup>+</sup>, the line parameters were determined by fitting models of the hyperfine line profile to the data, these results are plotted with red dashed lines in figures showing examples of the data.

Table A.1. continued.

$\nu$ GHz	Species	Transition	$\nu_{\text{rest}}$ GHz	$E_u$ K	$A_{ul}$ rad/s	$v_{\text{lsr}}$ km s <sup>-1</sup>	$\delta v_{\text{lsr}}$ km s <sup>-1</sup>	$FWHM$ km s <sup>-1</sup>	$\delta FWHM$ km s <sup>-1</sup>	$T_{\text{mb}}$ K	rms mK	Flux K km s <sup>-1</sup>	$\delta$ Flux K km s <sup>-1</sup>	Blend(B) / Notes
(1)	(2)	(3)	(4)	(5)	(6)	(7)	(8)	(9)	(10)	(11)	(12)	(13)	(14)	(15)
505.565	H <sub>2</sub> S	2 <sub>2,1</sub> -2 <sub>1,2</sub>	505.565	79.37	2.40e-04	11.29	0.04	3.83	0.10	0.11	16	0.48	0.03	
505.762	CH <sub>3</sub> OH	10 <sub>2</sub> -10 <sub>1</sub>	505.762	165.35	6.73e-04	11.95	0.03	4.16	0.07	0.14	18	0.62	0.03	
505.834	H <sub>2</sub> CO	7 <sub>0,7</sub> -6 <sub>0,6</sub>	505.834	97.44	3.82e-03	11.75	0.02	4.42	0.04	0.74	18	4.03	0.04	
506.153	CH <sub>3</sub> OH	11 <sub>1</sub> -10 <sub>2</sub>	506.153	174.27	2.34e-04	12.05	0.14	4.16	0.32	0.09	18	0.32	0.03	
506.825	DCN	7-6	506.825	97.30	6.33e-03	12.04	0.37	6.78	0.87	0.04	15	0.24	0.03	
509.146	H <sub>2</sub> CO	7 <sub>2,6</sub> -6 <sub>2,5</sub>	509.146	144.93	3.58e-03	11.70	0.02	4.51	0.05	0.39	16	2.28	0.03	
509.292	HDO	1 <sub>1,0</sub> -1 <sub>0,1</sub>	509.292	46.76	2.32e-03					16				B: H <sub>2</sub> CO (7 <sub>6,1</sub> -6 <sub>6,0</sub> )
509.306	H <sub>2</sub> CO	7 <sub>6,1</sub> -6 <sub>6,0</sub>	509.306	520.81	1.03e-03					17				B: HDO (1 <sub>1,0</sub> -1 <sub>0,1</sub> )
509.306	H <sub>2</sub> CO	7 <sub>6,2</sub> -6 <sub>6,1</sub>	509.306	520.81	1.03e-03					16				B: HDO (1 <sub>1,0</sub> -1 <sub>0,1</sub> )
509.562	H <sub>2</sub> CO	7 <sub>5,3</sub> -6 <sub>5,2</sub>	509.562	391.84	1.91e-03					17				B: H <sub>2</sub> CO (7 <sub>5,2</sub> -6 <sub>5,1</sub> )
509.562	H <sub>2</sub> CO	7 <sub>5,2</sub> -6 <sub>5,1</sub>	509.562	391.84	1.91e-03					17				B: H <sub>2</sub> CO (7 <sub>5,3</sub> -6 <sub>5,2</sub> )
509.565	CH <sub>3</sub> OH	10 <sub>2</sub> -9 <sub>1</sub>	509.565	149.97	4.07e-04					17				B: H <sub>2</sub> CO (7 <sub>5,3</sub> -6 <sub>5,2</sub> )
509.830	H <sub>2</sub> CO	7 <sub>4,4</sub> -6 <sub>4,3</sub>	509.830	286.17	2.63e-03					19				B: H <sub>2</sub> CO (7 <sub>4,3</sub> -6 <sub>4,2</sub> )
509.830	H <sub>2</sub> CO	7 <sub>4,3</sub> -6 <sub>4,2</sub>	509.830	286.17	2.63e-03					19				B: H <sub>2</sub> CO (7 <sub>4,4</sub> -6 <sub>4,3</sub> )
510.156	H <sub>2</sub> CO	7 <sub>3,5</sub> -6 <sub>3,4</sub>	510.156	203.89	3.20e-03	11.88	0.02	4.08	0.04	0.55	16	2.89	0.03	
510.238	H <sub>2</sub> CO	7 <sub>3,4</sub> -6 <sub>3,3</sub>	510.238	203.90	3.20e-03	11.93	0.02	4.19	0.04	0.54	16	2.77	0.03	
510.345	CH <sub>3</sub> OH	11 <sub>2</sub> -11 <sub>1</sub>	510.345	190.86	6.94e-04	12.02	0.10	4.28	0.24	0.10	15	0.44	0.03	
512.427	NH <sub>2</sub> D	2 <sub>0,2,1</sub> -1 <sub>1,0,0</sub>	512.427	47.75	1.57e-04	11.49	0.09	3.00	0.22	0.07	17	0.19	0.03	
513.076	H <sub>2</sub> CO	7 <sub>2,5</sub> -6 <sub>2,4</sub>	513.076	145.35	3.66e-03	11.92	0.02	4.40	0.05	0.39	18	2.26	0.03	
514.853	SO	12 <sub>11</sub> -11 <sub>10</sub>	514.853	167.59	1.82e-03	9.30	0.08	12.17	0.19	0.06	16	0.68	0.04	
515.170	CH <sub>3</sub> OH	16 <sub>0</sub> -15 <sub>1</sub>	515.170	315.21	4.10e-04	12.05	0.08	4.31	0.18	0.22	17	1.08	0.04	
515.335	CH <sub>3</sub> OH	12 <sub>2</sub> -12 <sub>1</sub>	515.335	218.69	7.16e-04	12.57	0.15	5.69	0.34	0.09	15	0.53	0.03	
516.335	SO	12 <sub>12</sub> -11 <sub>11</sub>	516.335	174.22	1.83e-03	9.32	0.06	7.38	0.15	0.06	16	0.45	0.03	
517.354	SO	12 <sub>13</sub> -11 <sub>12</sub>	517.354	165.78	1.86e-03	9.05	0.06	12.09	0.14	0.07	17	0.73	0.04	
517.970	H <sup>13</sup> CN	6-5	517.970	87.01	6.65e-03	12.14	0.05	8.87	0.11	0.11	16	0.96	0.03	
519.188	SO <sub>2</sub>	29 <sub>1,29</sub> -28 <sub>0,28</sub>	519.188	379.20	1.91e-03	11.50	0.42	12.03	1.00	0.02	16	0.27	0.03	
520.179	CH <sub>3</sub> OH	2 <sub>-2</sub> -1 <sub>-1</sub>	520.179	32.86	9.76e-04	11.78	0.05	4.78	0.11	0.43	17	2.39	0.03	
520.460	H <sup>13</sup> CO <sup>+</sup>	6-5	520.460	87.43	1.14e-02	11.38	0.04	2.42	0.09	0.12	16	0.45	0.03	
520.728	CH <sub>3</sub> OH	13 <sub>2</sub> -13 <sub>1</sub>	520.728	248.84	7.40e-04	11.73	0.13	2.85	0.31	0.08	19	0.49	0.03	
522.077	ND	1 <sub>2,3,4</sub> -0 <sub>1,2,3</sub>	522.077	25.06	1.07e-03	11.17	0.11	10.67	0.26	0.03	16	0.27	0.02	
523.274	CH <sub>3</sub> OH	14 <sub>-1</sub> -13 <sub>0</sub>	523.274	248.93	6.27e-04	11.91	0.02	3.70	0.04	0.35	17	1.63	0.04	
523.972	CCH	6 <sub>11,2,7</sub> -5 <sub>11,2,6</sub>	523.972	88.02	4.58e-04					18				B: CCH (6 <sub>13,2,6</sub> -5 <sub>11,2,5</sub> )
523.972	CCH	6 <sub>13,2,6</sub> -5 <sub>11,2,5</sub>	523.972	88.02	4.53e-04					17				B: CCH (6 <sub>13,2,7</sub> -5 <sub>11,2,6</sub> )
524.003	CH <sub>3</sub> OH	15 <sub>-4</sub> -15 <sub>-3</sub>	524.003	366.32	1.06e-03					16				B: CCH (6 <sub>11,2,5</sub> -5 <sub>9,2,4</sub> )
524.034	CCH	6 <sub>11,2,6</sub> -5 <sub>9,2,5</sub>	524.034	88.04	4.51e-04					18				B: CCH (6 <sub>11,2,6</sub> -5 <sub>9,2,5</sub> )
524.035	CCH	6 <sub>11,2,5</sub> -5 <sub>9,2,4</sub>	524.035	88.04	4.43e-04					18				
524.269	CH <sub>3</sub> OH	13 <sub>-4</sub> -13 <sub>-3</sub>	524.269	299.06	7.10e-04	11.27	0.21	3.18	0.50	0.04	16	0.27	0.03	
524.385	CH <sub>3</sub> OH	12 <sub>-4</sub> -12 <sub>-3</sub>	524.385	268.91	7.03e-04	11.75	0.56	9.29	1.32	0.04	17	0.30	0.03	
524.489	CH <sub>3</sub> OH	11 <sub>-4</sub> -11 <sub>-3</sub>	524.489	241.07	6.94e-04	12.58	0.23	5.52	0.53	0.05	17	0.29	0.03	
524.666	CH <sub>3</sub> OH	9 <sub>-4</sub> -9 <sub>-3</sub>	524.666	192.34	6.64e-04	11.60	0.12	3.35	0.29	0.06	16	0.25	0.02	
524.740	CH <sub>3</sub> OH	8 <sub>-4</sub> -8 <sub>-3</sub>	524.740	171.46	6.39e-04	12.11	0.06	5.90	0.13	0.08	16	0.46	0.03	
524.805	CH <sub>3</sub> OH	7 <sub>-4</sub> -7 <sub>-3</sub>	524.805	152.90	6.03e-04	11.85	0.04	4.81	0.10	0.08	17	0.49	0.02	
524.861	CH <sub>3</sub> OH	6 <sub>-4</sub> -6 <sub>-3</sub>	524.861	136.65	5.49e-04	11.79	0.13	3.96	0.32	0.10	15	0.56	0.02	
524.908	CH <sub>3</sub> OH	5 <sub>-4</sub> -5 <sub>-3</sub>	524.908	122.72	4.62e-04	12.01	0.16	3.85	0.38	0.08	15	0.40	0.02	

Table A.1. continued.

$\nu$ GHz (1)	Species (2)	Transition (3)	$\nu_{\text{rest}}$ GHz (4)	$E_u$ K (5)	$A_{ul}$ rad/s (6)	$\theta_{\text{lsr}}$ km s <sup>-1</sup> (7)	Gaussian fit			from moments			Blend(B) / Notes (15)	
							$\delta\nu_{\text{lsr}}$ km s <sup>-1</sup> (8)	$FWHM$ km s <sup>-1</sup> (9)	$\delta FWHM$ km s <sup>-1</sup> (10)	$T_{\text{mb}}$ K (11)	rms mK (12)	Flux K km s <sup>-1</sup> (13)		$\delta\text{Flux}$ K km s <sup>-1</sup> (14)
524.947	CH <sub>3</sub> OH	4 <sub>-4</sub> -4 <sub>-3</sub>	524.947	111.12	3.08e-04	11.81	0.14	4.16	0.33	0.06	16	0.24	0.02	
525.666	H <sub>2</sub> CO	7 <sub>1,6</sub> -6 <sub>1,5</sub>	525.666	112.79	4.20e-03	11.82	0.01	4.92	0.03	1.22	16	7.14	0.03	
526.039	SH <sup>+</sup>	1 <sub>2,3/2</sub> -0 <sub>1,1/2</sub>	526.039	25.25	7.99e-04						13			B: SH <sup>+</sup> (1 <sub>2,5/2</sub> -0 <sub>1,3/2</sub> )
526.048	SH <sup>+</sup>	1 <sub>2,5/2</sub> -0 <sub>1,3/2</sub>	526.048	25.25	9.59e-04						13			B: SH <sup>+</sup> (1 <sub>2,3/2</sub> -0 <sub>1,1/2</sub> )
526.520	CH <sub>3</sub> OH	14 <sub>2</sub> -14 <sub>1</sub>	526.520	281.29	7.66e-04	12.51	0.07	5.67	0.16	0.06	13	0.37	0.02	
527.053	CH <sub>3</sub> OH	11 <sub>1</sub> -10 <sub>1</sub>	527.053	166.37	6.54e-04	11.97	0.04	3.86	0.10	0.31	16	1.41	0.03	
527.171	CH <sub>3</sub> OH	15 <sub>3</sub> -15 <sub>2</sub>	527.171	326.28	8.92e-04	13.07	0.38	4.81	0.89	0.03	17	0.14	0.02	
527.658	CH <sub>3</sub> OH	14 <sub>3</sub> -14 <sub>2</sub>	527.658	291.46	8.88e-04	11.99	0.36	8.39	0.86	0.04	17	0.34	0.03	
528.177	CH <sub>3</sub> OH	13 <sub>3</sub> -13 <sub>2</sub>	528.177	258.96	8.81e-04	12.51	0.15	3.74	0.36	0.05	17	0.24	0.03	
528.683	CH <sub>3</sub> OH	12 <sub>3</sub> -12 <sub>2</sub>	528.683	228.78	8.74e-04	12.10	0.21	4.01	0.50	0.05	17	0.25	0.03	
529.143	CH <sub>3</sub> OH	11 <sub>3</sub> -11 <sub>2</sub>	529.143	200.92	8.64e-04	12.53	0.14	4.11	0.33	0.07	15	0.37	0.03	
529.540	CH <sub>3</sub> OH	10 <sub>3</sub> -10 <sub>2</sub>	529.540	175.39	8.52e-04	12.15	0.12	5.06	0.29	0.09	16	0.48	0.03	
529.867	CH <sub>3</sub> OH	9 <sub>3</sub> -9 <sub>2</sub>	529.867	152.17	8.37e-04	12.37	0.04	5.20	0.10	0.11	16	0.64	0.03	
530.123	CH <sub>3</sub> OH	8 <sub>3</sub> -8 <sub>2</sub>	530.123	131.28	8.18e-04	11.81	0.09	4.89	0.20	0.11	14	0.63	0.02	
530.184	CH <sub>3</sub> OH	11 <sub>0</sub> -10 <sub>0</sub>	530.184	166.05	6.69e-04	12.00	0.04	3.72	0.11	0.38	16	1.80	0.03	
530.316	CH <sub>3</sub> OH	7 <sub>3</sub> -7 <sub>2</sub>	530.316	112.71	7.93e-04	12.33	0.08	4.76	0.20	0.16	15	0.74	0.03	
530.455	CH <sub>3</sub> OH	6 <sub>3</sub> -6 <sub>2</sub>	530.455	96.46	7.58e-04	12.13	0.07	4.78	0.16	0.16	13	0.78	0.02	
530.549	CH <sub>3</sub> OH	5 <sub>3</sub> -5 <sub>2</sub>	530.549	82.53	7.04e-04	12.17	0.09	5.77	0.22	0.16	13	0.91	0.02	
530.610	CH <sub>3</sub> OH	4 <sub>3</sub> -4 <sub>2</sub>	530.610	70.93	6.14e-04	12.18	0.03	5.04	0.07	0.14	14	0.79	0.02	
530.647	CH <sub>3</sub> OH	3 <sub>3</sub> -3 <sub>2</sub>	530.647	61.64	4.37e-04	12.37	0.12	6.05	0.28	0.12	15	0.78	0.03	
531.079	CH <sub>3</sub> OH	11 <sub>1</sub> -10 <sub>1</sub>	531.079	158.64	6.69e-04	11.89	0.04	3.98	0.09	0.69	14	3.48	0.03	
531.319	CH <sub>3</sub> OH	11 <sub>0</sub> -10 <sub>0</sub>	531.319	153.10	6.75e-04	11.87	0.02	4.02	0.04	0.74	18	3.67	0.03	
531.636	CH <sub>3</sub> OH	11 <sub>2</sub> -10 <sub>2</sub>	531.636	190.87	6.58e-04	12.25	0.02	4.23	0.06	0.14	19	0.70	0.03	
531.716	HCN	6-5	531.716	89.32	7.20e-03	12.04	0.05	9.01	0.12	2.23	19	21.07	0.05	
531.772	CH <sub>3</sub> OH	11 <sub>4</sub> -10 <sub>4</sub>	531.772	241.07	8.70e-04	12.56	0.31	5.97	0.75	0.04	17	0.15	0.01	
531.829	CH <sub>3</sub> OH	11 <sub>4</sub> -10 <sub>4</sub>	531.829	249.18	8.75e-04	12.27	0.56	5.90	1.33	0.03	18	0.13	0.02	
531.866	CH <sub>3</sub> OH	11 <sub>3</sub> -10 <sub>3</sub>	531.866	215.90	9.34e-04						17			B: CH <sub>3</sub> OH (11 <sub>3</sub> -10 <sub>3</sub> )
531.869	CH <sub>3</sub> OH	11 <sub>3</sub> -10 <sub>3</sub>	531.869	202.98	9.27e-04						17			B: CH <sub>3</sub> OH (11 <sub>3</sub> -10 <sub>3</sub> )
531.870	CH <sub>3</sub> OH	11 <sub>4</sub> -10 <sub>4</sub>	531.870	233.52	8.72e-04						16			B: CH <sub>3</sub> OH (11 <sub>3</sub> -10 <sub>3</sub> )
531.871	CH <sub>3</sub> OH	11 <sub>4</sub> -10 <sub>4</sub>	531.871	233.52	8.72e-04						15			B: CH <sub>3</sub> OH (11 <sub>3</sub> -10 <sub>3</sub> )
531.893	CH <sub>3</sub> OH	11 <sub>3</sub> -10 <sub>3</sub>	531.893	202.98	6.26e-04						18			B: CH <sub>3</sub> OH (11 <sub>3</sub> -10 <sub>3</sub> )
532.031	CH <sub>3</sub> OH	11 <sub>1</sub> -10 <sub>1</sub>	532.031	174.27	6.86e-04	11.94	0.03	4.00	0.07	0.27	17	1.37	0.03	
532.069	CH <sub>3</sub> OH	11 <sub>3</sub> -10 <sub>3</sub>	532.069	200.92	6.28e-04	11.98	0.08	4.38	0.20	0.09	16	0.48	0.02	
532.133	CH <sub>3</sub> OH	11 <sub>2</sub> -10 <sub>2</sub>	532.133	190.94	6.60e-04	11.77	0.04	3.68	0.10	0.12	15	0.45	0.02	
532.466	CH <sub>3</sub> OH	11 <sub>2</sub> -10 <sub>2</sub>	532.466	175.53	6.51e-04	12.00	0.02	4.14	0.04	0.37	14	1.75	0.03	
532.567	CH <sub>3</sub> OH	11 <sub>2</sub> -10 <sub>2</sub>	532.567	179.19	6.58e-04	12.00	0.03	3.74	0.06	0.19	14	0.92	0.02	
532.707	CH <sub>3</sub> OH	15 <sub>2</sub> -15 <sub>1</sub>	532.707	316.05	1.18e-03						17			B: CH( <sup>2</sup> Π 1 <sub>1,0,3/2,1</sub> -1 <sub>-1,0,1/2,1</sub> )
532.722	CH	<sup>2</sup> Π 1 <sub>1,0,3/2,1</sub> -1 <sub>-1,0,1/2,1</sub>	532.722	25.73	2.07e-04						19			B: CH( <sup>2</sup> Π 1 <sub>1,0,3/2,2</sub> -1 <sub>-1,0,1/2,1</sub> )
532.724	CH	<sup>2</sup> Π 1 <sub>1,0,3/2,2</sub> -1 <sub>-1,0,1/2,1</sub>	532.724	25.73	6.21e-04						19			B: CH( <sup>2</sup> Π 1 <sub>1,0,3/2,1</sub> -1 <sub>-1,0,1/2,1</sub> )
535.062	HCO <sup>+</sup>	6-5	535.062	89.88	1.25e-02	11.46	0.03	3.81	0.07	4.27	14	22.76	0.04	
536.191	CH <sub>3</sub> OH	11 <sub>1</sub> -10 <sub>1</sub>	536.191	169.01	6.89e-04	12.01	0.02	4.05	0.04	0.44	15	2.23	0.03	
536.761	CH	<sup>2</sup> Π 1 <sub>-1,0,3/2,2</sub> -1 <sub>1,0,1/2,1</sub>	536.761	25.76	6.38e-04	12.74	0.08	2.48	0.18	0.06	18	0.21	0.02	
538.571	CH <sub>3</sub> OH	5 <sub>1</sub> -4 <sub>0</sub>	538.571	49.06	4.93e-04	11.80	0.02	4.47	0.04	0.78	14	4.19	0.03	
538.689	CS	11-10	538.689	155.15	3.35e-03	12.21	0.07	9.38	0.17	0.45	14	4.07	0.03	

Table A.1. continued.

$\nu$ GHz	Species	Transition	$\nu_{\text{rest}}$ GHz	$E_u$ K	$A_{ul}$ rad/s	$\nu_{\text{LSR}}$ km s <sup>-1</sup>	$\delta\nu_{\text{LSR}}$ km s <sup>-1</sup>	$FWHM$ km s <sup>-1</sup>	$\delta FWHM$ km s <sup>-1</sup>	$T_{\text{mb}}$ K	rms mK	Flux K km s <sup>-1</sup>	$\delta$ Flux K km s <sup>-1</sup>	Blend(B)/ Notes
(1)	(2)	(3)	(4)	(5)	(6)	(7)	(8)	(9)	(10)	(11)	(12)	(13)	(14)	(15)
539.282	CH <sub>3</sub> OH	16 <sub>2</sub> -16 <sub>1</sub>	539.282	353.12	8.24e-04	12.33	0.28	4.79	0.73	0.03	12	0.22	0.02	
540.922	CH <sub>3</sub> OH	15 <sub>0</sub> -14 <sub>1</sub>	540.922	290.74	4.21e-04	12.63	0.05	4.12	0.12	0.07	17	0.35	0.03	
542.001	CH <sub>3</sub> OH	6 <sub>3</sub> -5 <sub>2</sub>	542.001	98.55	7.93e-04	11.85	0.02	3.99	0.05	0.54	15	2.73	0.03	
542.082	CH <sub>3</sub> OH	6 <sub>3</sub> -5 <sub>2</sub>	542.082	98.55	7.93e-04	11.79	0.02	3.99	0.04	0.54	14	2.60	0.02	
543.076	CH <sub>3</sub> OH	8 <sub>0</sub> -7 <sub>-1</sub>	543.076	96.61	4.54e-04	11.89	0.02	3.92	0.05	0.45	13	2.31	0.03	
543.898	HNC	6 <sub>0,0</sub> -5 <sub>0,0</sub>	543.898	91.37	8.04e-03	11.54	0.04	2.20	0.09	0.38	14	1.62	0.02	
546.239	CH <sub>3</sub> OH	17 <sub>2</sub> -17 <sub>1</sub>	546.239	392.50	1.27e-03	12.06	0.86	8.99	2.10	0.03	16	0.17	0.02	
547.676	H <sub>2</sub> <sup>18</sup> O	1 <sub>1,0</sub> -1 <sub>0,1</sub>	547.676	60.46	3.29e-03	13.69	0.08	19.19	0.20	0.07	19	1.09	0.05	
548.831	C <sup>18</sup> O	5-4	548.831	79.02	1.06e-05	11.34	0.01	2.02	0.03	1.36	16	5.10	0.03	
550.926	<sup>13</sup> CO	5-4	550.926	79.33	1.07e-05	11.60	0.02	3.09	0.04	6.94	16	31.33	0.04	
553.146	CH <sub>3</sub> OH	8 <sub>1</sub> -7 <sub>0</sub>	553.146	104.62	4.63e-04	11.73	0.02	4.20	0.06	0.38	16	1.82	0.03	
554.055	CH <sub>3</sub> OH	12 <sub>1</sub> -11 <sub>2</sub>	554.055	202.12	4.63e-04	12.09	0.10	3.28	0.23	0.08	15	0.41	0.02	
556.936	H <sub>2</sub> O	1 <sub>1,0,0</sub> -1 <sub>0,1,0</sub>	556.936	60.96	3.46e-03	11.36	0.04	20.54	0.10	2.12	19	33.72	0.06	
558.087	SO	13 <sub>12</sub> -12 <sub>11</sub>	558.087	194.37	2.32e-03	9.78	0.07	9.17	0.17	0.07	20	0.59	0.04	
558.345	CH <sub>3</sub> OH	11 <sub>2</sub> -10 <sub>1</sub>	558.345	175.53	5.16e-04	12.10	0.02	3.66	0.05	0.39	17	1.76	0.03	
558.967	N <sub>2</sub> H <sup>+</sup>	6-5	558.967	93.90	1.16e-02	11.55	0.01	2.24	0.02	2.28	16	7.71	0.03	
559.319	SO	13 <sub>13</sub> -12 <sub>12</sub>	559.319	201.07	2.34e-03	9.98	0.08	5.49	0.19	0.05	16	0.40	0.03	
560.178	SO	13 <sub>14</sub> -12 <sub>13</sub>	560.178	192.66	2.37e-03	10.93	0.07	11.15	0.17	0.05	17	0.60	0.04	
561.712	C <sup>17</sup> O	5 <sub>5/2</sub> -4 <sub>7/2</sub>	561.712	80.88	1.20e-07	11.18	0.02	2.52	0.05	0.35	15	1.58	0.03	
561.899	H <sub>2</sub> CO	8 <sub>1,8</sub> -7 <sub>1,7</sub>	561.899	133.28	5.20e-03	11.98	0.02	4.74	0.04	1.47	37	8.38	0.08	
566.730	CN	5 <sub>9/2,11/2</sub> -4 <sub>7/2,9/2</sub>	566.730	81.59	1.98e-03	11.90	0.05	4.96	0.12	0.51	16	2.87	0.03	B: CN (5 <sub>9/2,7/2</sub> -4 <sub>7/2,5/2</sub> )
566.731	CN	5 <sub>9/2,7/2</sub> -4 <sub>7/2,5/2</sub>	566.731	81.59	1.86e-03	12.09	0.03	3.84	0.07	0.20	15	1.00	0.03	B: CN (5 <sub>9/2,11/2</sub> -4 <sub>7/2,9/2</sub> )
566.731	CN	5 <sub>9/2,9/2</sub> -4 <sub>7/2,7/2</sub>	566.731	81.59	1.88e-03	12.83	0.38	5.76	0.90	0.02	13	0.15	0.02	B: CN (5 <sub>9/2,11/2</sub> -4 <sub>7/2,9/2</sub> )
566.947	CN	5 <sub>11/2,11/2</sub> -4 <sub>9/2,9/2</sub>	566.947	81.64	1.96e-03	11.79	0.02	5.28	0.04	1.76	14	10.80	0.03	B: CN (5 <sub>11/2,13/2</sub> -4 <sub>9/2,11/2</sub> )
566.947	CN	5 <sub>11/2,13/2</sub> -4 <sub>9/2,11/2</sub>	566.947	81.64	2.03e-03	12.02	0.02	3.92	0.04	0.31	14	1.55	0.03	B: CN (5 <sub>11/2,11/2</sub> -4 <sub>9/2,9/2</sub> )
566.947	CN	5 <sub>11/2,9/2</sub> -4 <sub>9/2,7/2</sub>	566.947	81.65	1.95e-03	12.24	0.02	4.44	0.04	0.28	13	1.48	0.02	B: CN (5 <sub>11/2,11/2</sub> -4 <sub>9/2,9/2</sub> )
568.566	CH <sub>3</sub> OH	3 <sub>2</sub> -2 <sub>-1</sub>	568.566	39.83	1.01e-03	11.90	0.05	4.96	0.12	15.36	20	171.01	0.07	
568.783	CH <sub>3</sub> OH	17 <sub>0</sub> -16 <sub>1</sub>	568.783	354.54	5.62e-04	12.09	0.03	3.84	0.07	0.59	13	3.32	0.03	
572.113	<sup>15</sup> NH <sub>3</sub>	1 <sub>0,0</sub> -0 <sub>0,1</sub>	572.113	28.00	1.57e-03	12.83	0.38	5.76	0.90	0.20	15	1.00	0.03	
572.498	o-NH <sub>3</sub>	1 <sub>0,0</sub> -0 <sub>0,1</sub>	572.498	27.48	1.57e-03	11.79	0.02	5.28	0.04	1.76	14	10.80	0.03	
572.899	CH <sub>3</sub> OH	15 <sub>-1</sub> -14 <sub>0</sub>	572.899	283.64	8.61e-04	12.02	0.02	3.92	0.04	0.31	14	1.55	0.03	
574.868	CH <sub>3</sub> OH	12 <sub>1</sub> -11 <sub>1</sub>	574.868	193.96	8.53e-04	12.24	0.02	4.44	0.04	0.28	13	1.48	0.02	
576.268	CO	5-4	576.268	82.98	1.22e-05	11.37	0.14	11.91	0.32	15.36	20	171.01	0.07	
576.708	H <sub>2</sub> CO	8 <sub>0,8</sub> -7 <sub>0,7</sub>	576.708	125.12	5.70e-03	11.94	0.02	4.76	0.04	0.40	13	3.32	0.03	
578.006	CH <sub>3</sub> OH	12 <sub>0</sub> -11 <sub>0</sub>	578.006	193.79	8.70e-04	12.12	0.02	3.90	0.04	0.40	13	1.87	0.02	
579.085	CH <sub>3</sub> OH	2 <sub>2</sub> -1 <sub>1</sub>	579.085	44.67	1.23e-03	11.80	0.02	4.71	0.05	0.39	14	2.15	0.02	
579.151	CH <sub>3</sub> OH	12 <sub>-1</sub> -11 <sub>-1</sub>	579.151	186.43	8.72e-04	12.06	0.02	3.77	0.05	0.72	13	3.43	0.02	
579.201	DCN	8-7	579.201	125.10	9.52e-03	12.04	0.20	2.93	0.48	0.03	12	0.11	0.01	
579.460	CH <sub>3</sub> OH	12 <sub>0</sub> -11 <sub>0</sub>	579.460	180.91	8.79e-04	11.96	0.02	3.98	0.04	0.72	12	3.47	0.02	
579.858	CH <sub>3</sub> OH	12 <sub>2</sub> -11 <sub>2</sub>	579.858	218.69	8.62e-04	12.26	0.08	4.67	0.18	0.14	13	0.80	0.02	
579.921	CH <sub>3</sub> OH	2 <sub>2</sub> -1 <sub>1</sub>	579.921	44.67	1.24e-03	11.71	0.07	5.07	0.15	0.39	13	2.31	0.02	
580.033	CH <sub>3</sub> OH	12 <sub>-5</sub> -11 <sub>-5</sub>	580.033	305.00	1.08e-03						14			B: CH <sub>3</sub> OH (12 <sub>5</sub> -11 <sub>5</sub> )
580.058	CH <sub>3</sub> OH	12 <sub>5</sub> -11 <sub>5</sub>	580.058	318.90	1.09e-03						13			B: CH <sub>3</sub> OH (12 <sub>5</sub> -11 <sub>5</sub> )
580.058	CH <sub>3</sub> OH	12 <sub>5</sub> -11 <sub>5</sub>	580.058	318.90	1.09e-03						13			B: CH <sub>3</sub> OH (12 <sub>5</sub> -11 <sub>5</sub> )
580.059	CH <sub>3</sub> OH	12 <sub>-4</sub> -11 <sub>-4</sub>	580.059	268.91	1.16e-03						14			B: CH <sub>3</sub> OH (12 <sub>5</sub> -11 <sub>5</sub> )



Table A.1. continued.

$\nu$ GHz	Species	Transition	$\nu_{\text{rest}}$ GHz	$E_u$ K	$A_{ul}$ rad/s	$v_{\text{br}}$ km s <sup>-1</sup>	$\delta v_{\text{br}}$ km s <sup>-1</sup>	Gaussian fit			from moments			Blend(B) / Notes
								$\delta v_{\text{br}}$ km s <sup>-1</sup>	$FWHM$ km s <sup>-1</sup>	$\delta FWHM$ km s <sup>-1</sup>	$T_{\text{mb}}$ K	rms mK	Flux K km s <sup>-1</sup>	
(1)	(2)	(3)	(4)	(5)	(6)	(7)	(8)	(9)	(10)	(11)	(12)	(13)	(14)	(15)
580.126	CH <sub>3</sub> OH	12 <sub>4</sub> -11 <sub>4</sub>	580.126	277.02	1.17e-03						16			B: CH <sub>3</sub> OH (12 <sub>-3</sub> -11 <sub>-3</sub> )
580.163	CH <sub>3</sub> OH	12 <sub>-3</sub> -11 <sub>-3</sub>	580.163	243.74	1.23e-03						14			B: CH <sub>3</sub> OH (12 <sub>4</sub> -11 <sub>4</sub> )
580.176	CH <sub>3</sub> OH	12 <sub>3</sub> -11 <sub>3</sub>	580.176	230.83	1.22e-03						13			B: CH <sub>3</sub> OH (12 <sub>-3</sub> -11 <sub>-3</sub> )
580.195	CH <sub>3</sub> OH	12 <sub>4</sub> -11 <sub>4</sub>	580.195	261.37	1.16e-03						17			B: CH <sub>3</sub> OH (12 <sub>-3</sub> -11 <sub>-3</sub> )
580.196	CH <sub>3</sub> OH	12 <sub>4</sub> -11 <sub>4</sub>	580.196	261.37	1.16e-03						16			B: CH <sub>3</sub> OH (12 <sub>-3</sub> -11 <sub>-3</sub> )
580.213	CH <sub>3</sub> OH	12 <sub>3</sub> -11 <sub>3</sub>	580.213	230.83	1.22e-03						15			B: CH <sub>3</sub> OH (12 <sub>-3</sub> -11 <sub>-3</sub> )
580.369	CH <sub>3</sub> OH	12 <sub>-1</sub> -11 <sub>-1</sub>	580.369	202.12	8.94e-04	12.02	0.02	4.16	0.04	0.25	15	1.33	0.03	B: CH <sub>3</sub> OH (12 <sub>4</sub> -11 <sub>4</sub> )
580.442	CH <sub>3</sub> OH	12 <sub>3</sub> -11 <sub>3</sub>	580.442	228.78	8.29e-04	11.99	0.05	4.51	0.12	0.07	16	0.37	0.02	
580.502	CH <sub>3</sub> OH	12 <sub>-1</sub> -11 <sub>-1</sub>	580.502	218.80	8.64e-04	12.10	0.03	3.95	0.08	0.13	15	0.54	0.02	
580.903	CH <sub>3</sub> OH	12 <sub>-2</sub> -11 <sub>-2</sub>	580.903	203.41	8.53e-04	11.94	0.02	4.06	0.04	0.36	14	1.84	0.03	
581.092	CH <sub>3</sub> OH	12 <sub>-2</sub> -11 <sub>-2</sub>	581.092	207.08	8.63e-04	12.02	0.03	4.77	0.06	0.19	15	1.10	0.03	
581.612	H <sub>2</sub> CO	8 <sub>2,7</sub> -7 <sub>2,6</sub>	581.612	172.84	5.49e-03	11.83	0.02	4.42	0.04	0.34	16	1.74	0.03	
581.750	H <sub>2</sub> CO	8 <sub>7,2</sub> -7 <sub>7,1</sub>	581.750	700.86	1.37e-03						17			B: H <sub>2</sub> CO (8 <sub>7,1</sub> -7 <sub>7,0</sub> )
581.750	H <sub>2</sub> CO	8 <sub>7,1</sub> -7 <sub>7,0</sub>	581.750	700.86	1.37e-03						17			B: H <sub>2</sub> CO (8 <sub>7,2</sub> -7 <sub>7,1</sub> )
582.071	H <sub>2</sub> CO	8 <sub>6,3</sub> -7 <sub>6,2</sub>	582.071	548.74	2.57e-03						14			B: H <sub>2</sub> CO (8 <sub>6,2</sub> -7 <sub>6,1</sub> )
582.071	H <sub>2</sub> CO	8 <sub>6,2</sub> -7 <sub>6,1</sub>	582.071	548.74	2.57e-03						15			B: H <sub>2</sub> CO (8 <sub>6,3</sub> -7 <sub>6,2</sub> )
582.382	H <sub>2</sub> CO	8 <sub>5,4</sub> -7 <sub>5,3</sub>	582.382	419.79	3.58e-03						15			B: H <sub>2</sub> CO (8 <sub>5,3</sub> -7 <sub>5,2</sub> )
582.382	H <sub>2</sub> CO	8 <sub>5,3</sub> -7 <sub>5,2</sub>	582.382	419.79	3.58e-03						16			B: H <sub>2</sub> CO (8 <sub>5,4</sub> -7 <sub>5,3</sub> )
582.723	H <sub>2</sub> CO	8 <sub>4,5</sub> -7 <sub>4,4</sub>	582.723	314.14	4.42e-03						18			B: H <sub>2</sub> CO (8 <sub>4,4</sub> -7 <sub>4,3</sub> )
582.724	H <sub>2</sub> CO	8 <sub>4,4</sub> -7 <sub>4,3</sub>	582.724	314.14	4.42e-03						18			B: H <sub>2</sub> CO (8 <sub>4,5</sub> -7 <sub>4,4</sub> )
583.145	H <sub>2</sub> CO	8 <sub>3,6</sub> -7 <sub>3,5</sub>	583.145	231.88	5.07e-03	12.02	0.02	4.38	0.04	0.48	16	2.60	0.03	
583.309	H <sub>2</sub> CO	8 <sub>3,5</sub> -7 <sub>3,4</sub>	583.309	231.89	5.08e-03	11.96	0.02	4.60	0.04	0.48	17	2.70	0.03	
584.147	CH <sub>3</sub> OH	16 <sub>0</sub> -15 <sub>1</sub>	584.147	327.63	7.81e-04	12.51	0.13	4.52	0.32	0.07	17	0.32	0.03	
584.450	CH <sub>3</sub> OH	6 <sub>1</sub> -5 <sub>0</sub>	584.450	62.87	6.25e-04	11.98	0.02	4.28	0.04	0.93	16	4.59	0.03	
584.822	CH <sub>3</sub> OH	12 <sub>-1</sub> -11 <sub>-1</sub>	584.822	197.08	8.98e-04	12.03	0.02	4.09	0.04	0.44	18	2.22	0.03	
587.454	H <sub>2</sub> CO	8 <sub>2,6</sub> -7 <sub>2,5</sub>	587.454	173.55	5.66e-03	11.96	0.02	4.35	0.05	0.31	16	1.68	0.03	
587.616	CS	12 <sub>-1</sub> -11	587.616	183.35	4.36e-03	12.19	0.08	10.32	0.20	0.36	17	3.75	0.04	
590.278	CH <sub>3</sub> OH	7 <sub>3</sub> -6 <sub>2</sub>	590.278	114.79	9.50e-04	11.78	0.02	4.08	0.04	0.55	16	2.52	0.03	
590.440	CH <sub>3</sub> OH	7 <sub>3</sub> -6 <sub>2</sub>	590.440	114.79	9.50e-04	11.84	0.02	4.13	0.04	0.54	15	2.67	0.03	
590.791	CH <sub>3</sub> OH	9 <sub>0</sub> -8 <sub>-1</sub>	590.791	117.46	6.23e-04	12.01	0.02	4.15	0.04	0.49	16	2.54	0.03	
599.927	HDO	2 <sub>1,1</sub> -2 <sub>0,2</sub>	599.927	95.23	3.45e-03	12.03	0.09	5.05	0.21	0.04	15	0.25	0.02	
600.331	H <sub>2</sub> CO	8 <sub>1,7</sub> -7 <sub>1,6</sub>	600.331	141.61	6.34e-03	12.00	0.01	5.14	0.03	1.05	17	6.12	0.03	
601.258	SO	14 <sub>13</sub> -13 <sub>12</sub>	601.258	223.23	2.92e-03	7.39	0.52	11.75	1.22	0.04	17	0.36	0.03	
601.849	CH <sub>3</sub> OH	13 <sub>-1</sub> -12 <sub>-1</sub>	601.849	232.29	4.07e-04	11.91	0.17	5.35	0.40	0.09	15	0.58	0.03	
602.233	CH <sub>3</sub> OH	9 <sub>1</sub> -8 <sub>0</sub>	602.233	125.52	5.95e-04	11.86	0.02	3.84	0.05	0.37	19	1.68	0.03	
602.292	SO	14 <sub>14</sub> -13 <sub>13</sub>	602.292	229.97	2.93e-03	9.58	0.08	8.56	0.19	0.04	17	0.27	0.02	
603.021	SO	14 <sub>15</sub> -13 <sub>14</sub>	603.021	221.61	2.96e-03	8.39	0.10	9.41	0.24	0.03	14	0.32	0.02	
604.268	H <sup>13</sup> CN	7-6	604.268	116.01	1.07e-02	13.24	0.10	11.10	0.24	0.07	16	0.62	0.04	
607.175	H <sup>13</sup> CO <sup>+</sup>	7-6	607.175	116.57	1.84e-02	11.48	0.03	2.07	0.08	0.08	17	0.24	0.02	B: CCH (7 <sub>15/2,8</sub> -6 <sub>13/2,7</sub> )
607.216	CH <sub>3</sub> OH	12 <sub>-2</sub> -11 <sub>-1</sub>	607.216	203.41	6.42e-04	12.07	0.02	3.75	0.05	0.32	16	1.43	0.03	B: CCH (7 <sub>15/2,7</sub> -6 <sub>13/2,6</sub> )
611.267	CCH	7 <sub>15/2,7</sub> -6 <sub>13/2,6</sub>	611.267	117.35	7.29e-04						15			B: CCH (7 <sub>13/2,6</sub> -6 <sub>11/2,5</sub> )
611.267	CCH	7 <sub>15/2,8</sub> -6 <sub>13/2,7</sub>	611.267	117.36	7.36e-04						15			B: CCH (7 <sub>13/2,7</sub> -6 <sub>11/2,6</sub> )
611.330	CCH	7 <sub>13/2,7</sub> -6 <sub>11/2,6</sub>	611.330	117.38	7.27e-04						16			B: CCH (7 <sub>13/2,6</sub> -6 <sub>11/2,5</sub> )
611.330	CCH	7 <sub>13/2,6</sub> -6 <sub>11/2,5</sub>	611.330	117.38	7.18e-04						15			B: CCH (7 <sub>13/2,7</sub> -6 <sub>11/2,6</sub> )

Table A.1. continued.

$\nu$ GHz	Species	Transition	$\nu_{\text{rest}}$ GHz	$E_u$ K	$A_{ul}$ rad/s	$\nu_{\text{lsr}}$ km s <sup>-1</sup>	$\delta\nu_{\text{lsr}}$ km s <sup>-1</sup>	$FWHM$ km s <sup>-1</sup>	$\delta FWHM$ km s <sup>-1</sup>	$T_{\text{mb}}$ K	rms mK	Flux K km s <sup>-1</sup>	$\delta\text{Flux}$ K km s <sup>-1</sup>	Blend(B) / Notes
(1)	(2)	(3)	(4)	(5)	(6)	(7)	(8)	(9)	(10)	(11)	(12)	(13)	(14)	(15)
616.980	CH <sub>3</sub> OH	4 <sub>2</sub> -3 <sub>-1</sub>	616.980	49.12	1.11e-03	12.00	0.05	5.09	0.13	0.54	12	3.16	0.02	
620.304	HCN	7-6	620.304	119.09	1.16e-02	12.26	0.01	10.13	0.03	2.03	12	21.23	0.03	
622.568	CH <sub>3</sub> OH	18 <sub>0</sub> -17 <sub>1</sub>	622.568	396.17	7.52e-04	12.22	0.03	4.98	0.06	0.18	14	1.07	0.02	
622.659	CH <sub>3</sub> OH	13 <sub>1</sub> -12 <sub>1</sub>	622.659	223.85	1.09e-03	12.33	0.02	4.62	0.05	0.29	14	1.57	0.02	
622.774	CH <sub>3</sub> OH	16 <sub>-1</sub> -15 <sub>0</sub>	622.774	320.63	1.16e-03	12.16	0.02	4.18	0.05	0.29	15	1.50	0.03	
624.208	HCO <sup>+</sup>	7-6	624.208	119.84	2.01e-02	11.36	0.01	4.32	0.03	3.72	16	21.10	0.05	
624.964	H <sup>37</sup> Cl	1 <sub>3/2</sub> -0 <sub>3/2</sub>	624.964	29.99	1.16e-03						15			B: H <sup>37</sup> Cl (1 <sub>5/2</sub> -0 <sub>3/2</sub> )
624.978	H <sup>37</sup> Cl	1 <sub>5/2</sub> -0 <sub>3/2</sub>	624.978	29.99	1.16e-03						14			B: H <sup>37</sup> Cl (1 <sub>3/2</sub> -0 <sub>3/2</sub> )
624.988	H <sup>37</sup> Cl	1 <sub>1/2</sub> -0 <sub>3/2</sub>	624.988	30.00	1.16e-03						15			B: H <sup>37</sup> Cl (1 <sub>5/2</sub> -0 <sub>3/2</sub> )
625.749	CH <sub>3</sub> OH	13 <sub>0</sub> -12 <sub>0</sub>	625.749	223.82	1.11e-03	12.14	0.03	3.79	0.07	0.37	15	1.58	0.03	
625.902	HCl	1 <sub>3/2</sub> -0 <sub>3/2</sub>	625.902	30.04	1.17e-03						13			B: HCl (1 <sub>5/2</sub> -0 <sub>3/2</sub> )
625.919	HCl	1 <sub>5/2</sub> -0 <sub>3/2</sub>	625.919	30.04	1.17e-03						15			B: HCl (1 <sub>3/2</sub> -0 <sub>3/2</sub> )
625.932	HCl	1 <sub>1/2</sub> -0 <sub>3/2</sub>	625.932	30.04	1.17e-03						14			B: HCl (1 <sub>3/2</sub> -0 <sub>3/2</sub> )
626.555	CH <sub>3</sub> OH	17 <sub>0</sub> -16 <sub>1</sub>	626.555	366.79	9.51e-04						15			B: CH <sub>3</sub> OH (13 <sub>4</sub> -12 <sub>4</sub> )
626.555	CH <sub>3</sub> OH	13 <sub>4</sub> -12 <sub>4</sub>	626.555	573.97	1.49e-03						15			B: CH <sub>3</sub> OH (17 <sub>0</sub> -16 <sub>1</sub> )
626.626	CH <sub>3</sub> OH	3 <sub>2</sub> -2 <sub>1</sub>	626.626	51.64	1.23e-03	11.70	0.02	4.87	0.04	0.47	19	2.52	0.03	
627.170	CH <sub>3</sub> OH	13 <sub>-1</sub> -12 <sub>-1</sub>	627.170	216.53	1.11e-03	12.04	0.04	4.14	0.09	0.64	15	3.24	0.03	
627.558	CH <sub>3</sub> OH	13 <sub>0</sub> -12 <sub>0</sub>	627.558	211.03	1.12e-03	11.97	0.03	4.14	0.08	0.65	14	3.17	0.03	
628.052	CH <sub>3</sub> OH	13 <sub>2</sub> -12 <sub>2</sub>	628.052	248.84	1.10e-03	12.15	0.09	4.73	0.21	0.13	15	0.64	0.03	
628.330	CH <sub>3</sub> OH	13 <sub>-4</sub> -12 <sub>-4</sub>	628.330	299.06	1.51e-03	11.72	0.06	2.69	0.14	0.05	13	0.40	0.02	
628.409	CH <sub>3</sub> OH	13 <sub>4</sub> -12 <sub>4</sub>	628.409	307.18	1.02e-03	12.42	0.46	3.89	1.07	0.02	14	0.10	0.02	
628.445	CH <sub>3</sub> OH	13 <sub>-3</sub> -12 <sub>-3</sub>	628.445	273.90	1.59e-03						14			B: CH <sub>3</sub> OH (13 <sub>3</sub> -12 <sub>3</sub> )
628.470	CH <sub>3</sub> OH	13 <sub>3</sub> -12 <sub>3</sub>	628.470	260.99	1.06e-03						13			B: CH <sub>3</sub> OH (13 <sub>3</sub> -12 <sub>3</sub> )
628.470	CH <sub>3</sub> OH	13 <sub>3</sub> -12 <sub>3</sub>	628.470	260.99	1.58e-03						14			B: CH <sub>3</sub> OH (13 <sub>3</sub> -12 <sub>3</sub> )
628.512	CH <sub>3</sub> OH	13 <sub>4</sub> -12 <sub>4</sub>	628.512	291.53	1.51e-03						14			B: CH <sub>3</sub> OH (13 <sub>4</sub> -12 <sub>4</sub> )
628.513	CH <sub>3</sub> OH	13 <sub>4</sub> -12 <sub>4</sub>	628.513	291.53	1.51e-03						13			B: CH <sub>3</sub> OH (13 <sub>4</sub> -12 <sub>4</sub> )
628.525	CH <sub>3</sub> OH	13 <sub>3</sub> -12 <sub>3</sub>	628.525	261.00	1.58e-03						13			B: CH <sub>3</sub> OH (13 <sub>4</sub> -12 <sub>4</sub> )
628.696	CH <sub>3</sub> OH	13 <sub>1</sub> -12 <sub>1</sub>	628.696	232.29	1.14e-03	12.12	0.03	4.12	0.06	0.24	14	1.15	0.02	
628.816	CH <sub>3</sub> OH	13 <sub>3</sub> -12 <sub>3</sub>	628.816	258.96	1.07e-03	12.39	0.17	6.48	0.41	0.08	13	0.46	0.02	
628.869	CH <sub>3</sub> OH	13 <sub>3</sub> -12 <sub>3</sub>	628.869	248.98	1.11e-03	12.04	0.11	4.66	0.25	0.12	14	0.62	0.02	
629.140	CH <sub>3</sub> OH	3 <sub>2</sub> -2 <sub>1</sub>	629.140	51.64	1.25e-03	11.73	0.05	4.26	0.11	0.48	17	2.35	0.03	
629.322	CH <sub>3</sub> OH	13 <sub>2</sub> -12 <sub>2</sub>	629.322	233.61	1.09e-03	12.05	0.05	4.25	0.12	0.34	17	1.68	0.03	
629.652	CH <sub>3</sub> OH	13 <sub>-2</sub> -12 <sub>-2</sub>	629.652	237.30	1.11e-03	12.20	0.03	4.84	0.07	0.17	16	0.90	0.02	
629.921	CH <sub>3</sub> OH	7 <sub>1</sub> -6 <sub>0</sub>	629.921	78.97	7.78e-04	12.02	0.02	4.18	0.04	1.02	16	4.96	0.03	
631.703	H <sub>2</sub> CO	9 <sub>1,9</sub> -8 <sub>1,8</sub>	631.703	163.60	7.46e-03	11.95	0.02	4.86	0.04	0.86	44	4.96	0.08	
633.423	CH <sub>3</sub> OH	13 <sub>1</sub> -12 <sub>1</sub>	633.423	227.48	1.15e-03	12.29	0.04	3.68	0.10	0.34	43	1.66	0.07	
634.511	HNC	7 <sub>0,0</sub> -6 <sub>0,0</sub>	634.511	121.82	1.29e-02	11.66	0.06	2.95	0.15	0.11	33	0.42	0.05	
636.193	CH <sub>3</sub> OH	16 <sub>4</sub> -16 <sub>3</sub>	636.193	395.93	2.23e-03						31			B: CH <sub>3</sub> OH (13 <sub>4</sub> -13 <sub>3</sub> )
636.197	CH <sub>3</sub> OH	13 <sub>4</sub> -13 <sub>3</sub>	636.197	291.53	2.14e-03						32			B: CH <sub>3</sub> OH (16 <sub>4</sub> -16 <sub>3</sub> )
636.199	CH <sub>3</sub> OH	17 <sub>4</sub> -17 <sub>3</sub>	636.199	435.37	2.25e-03						31			B: CH <sub>3</sub> OH (16 <sub>4</sub> -16 <sub>3</sub> )
636.274	CH <sub>3</sub> OH	9 <sub>4</sub> -9 <sub>3</sub>	636.274	184.79	1.95e-03						35			B: CH <sub>3</sub> OH (10 <sub>4</sub> -10 <sub>3</sub> )
636.279	CH <sub>3</sub> OH	10 <sub>4</sub> -10 <sub>3</sub>	636.279	207.99	2.02e-03						31			B: CH <sub>3</sub> OH (9 <sub>4</sub> -9 <sub>3</sub> )
636.281	CH <sub>3</sub> OH	11 <sub>4</sub> -11 <sub>3</sub>	636.281	233.52	2.07e-03						30			B: CH <sub>3</sub> OH (9 <sub>4</sub> -9 <sub>3</sub> )
636.291	CH <sub>3</sub> OH	9 <sub>4</sub> -9 <sub>3</sub>	636.291	184.79	1.96e-03						31			B: CH <sub>3</sub> OH (9 <sub>4</sub> -9 <sub>3</sub> )
636.299	CH <sub>3</sub> OH	12 <sub>4</sub> -12 <sub>3</sub>	636.299	261.36	2.11e-03						32			B: CH <sub>3</sub> OH (9 <sub>4</sub> -9 <sub>3</sub> )

Table A.1. continued.

$\nu$ GHz	Species	Transition	$\nu_{\text{rest}}$ GHz	$E_u$ K	$A_{ul}$ rad/s	$v_{\text{lsr}}$ km s <sup>-1</sup>	$\delta v_{\text{lsr}}$ km s <sup>-1</sup>	FWHM km s <sup>-1</sup>	$\delta FWHM$ km s <sup>-1</sup>	$T_{\text{mb}}$ K	rms mK	Flux K km s <sup>-1</sup>	$\delta\text{Flux}$ K km s <sup>-1</sup>	Blend(B) / Notes
(1)	(2)	(3)	(4)	(5)	(6)	(7)	(8)	(9)	(10)	(11)	(12)	(13)	(14)	(15)
636.303	CH <sub>3</sub> OH	8 <sub>4</sub> -8 <sub>3</sub>	636.303	163.90	1.87e-03						31			B: CH <sub>3</sub> OH (9 <sub>4</sub> -9 <sub>3</sub> )
636.312	CH <sub>3</sub> OH	8 <sub>4</sub> -8 <sub>3</sub>	636.312	163.90	1.87e-03						31			B: CH <sub>3</sub> OH (9 <sub>4</sub> -9 <sub>3</sub> )
636.334	CH <sub>3</sub> OH	7 <sub>4</sub> -7 <sub>3</sub>	636.334	145.33	1.76e-03						27			B: CH <sub>3</sub> OH (8 <sub>4</sub> -8 <sub>3</sub> )
636.337	CH <sub>3</sub> OH	7 <sub>4</sub> -7 <sub>3</sub>	636.337	145.33	1.76e-03						33			B: CH <sub>3</sub> OH (8 <sub>4</sub> -8 <sub>3</sub> )
636.364	CH <sub>3</sub> OH	6 <sub>4</sub> -6 <sub>3</sub>	636.364	129.09	1.60e-03						37			B: CH <sub>3</sub> OH (6 <sub>4</sub> -6 <sub>3</sub> )
636.366	CH <sub>3</sub> OH	6 <sub>4</sub> -6 <sub>3</sub>	636.366	129.09	1.60e-03						37			B: CH <sub>3</sub> OH (7 <sub>4</sub> -7 <sub>3</sub> )
636.393	CH <sub>3</sub> OH	5 <sub>4</sub> -5 <sub>3</sub>	636.393	115.16	1.34e-03						31			B: CH <sub>3</sub> OH (6 <sub>4</sub> -6 <sub>3</sub> )
636.394	CH <sub>3</sub> OH	5 <sub>4</sub> -5 <sub>3</sub>	636.394	115.16	1.34e-03						34			B: CH <sub>3</sub> OH (6 <sub>4</sub> -6 <sub>3</sub> )
636.523	CH <sub>3</sub> OH	15 <sub>4</sub> -15 <sub>3</sub>	636.523	358.81	2.21e-03						35			B: CS (13-12)
636.532	CS	13-12	636.532	213.90	5.56e-03						35			B: CH <sub>3</sub> OH (15 <sub>4</sub> -15 <sub>3</sub> )
638.280	CH <sub>3</sub> OH	10 <sub>0</sub> -9 <sub>-1</sub>	638.280	140.60	8.35e-04	12.26	0.06	3.96	0.13	0.46	42	2.05	0.07	
638.524	CH <sub>3</sub> OH	8 <sub>3</sub> -7 <sub>2</sub>	638.524	133.36	1.13e-03	11.97	0.05	3.93	0.12	0.51	41	2.45	0.06	
638.818	CH <sub>3</sub> OH	8 <sub>3</sub> -7 <sub>2</sub>	638.818	133.36	1.13e-03	11.98	0.06	3.91	0.14	0.57	35	2.80	0.06	
645.254	SO	15 <sub>15</sub> -14 <sub>14</sub>	645.254	260.94	3.62e-03	11.61	0.09	9.64	0.20	0.05	36	0.36	0.06	
645.875	SO	15 <sub>16</sub> -14 <sub>15</sub>	645.875	252.60	3.65e-03	8.79	0.08	6.64	0.18	0.09	34	0.43	0.06	
647.082	H <sub>2</sub> CO	9 <sub>0,9</sub> -8 <sub>0,8</sub>	647.082	156.18	8.10e-03	11.80	0.02	4.91	0.05	0.55	28	3.10	0.05	
649.540	CH <sub>3</sub> OH	14 <sub>1</sub> -13 <sub>2</sub>	649.540	264.78	5.20e-04						27			B: CH <sub>3</sub> OH (14 <sub>1</sub> -13 <sub>2</sub> )
649.540	CH <sub>3</sub> OH	14 <sub>1</sub> -13 <sub>2</sub>	649.540	264.78	7.71e-04						26			B: CH <sub>3</sub> OH (14 <sub>1</sub> -13 <sub>2</sub> )
651.617	CH <sub>3</sub> OH	10 <sub>1</sub> -9 <sub>0</sub>	651.617	148.73	7.51e-04	11.87	0.03	4.46	0.06	0.37	25	1.93	0.04	
652.096	N <sub>2</sub> H <sup>+</sup>	7-6	652.096	125.19	1.87e-02	11.49	0.02	2.24	0.05	1.80	30	5.79	0.05	
653.970	H <sub>2</sub> CO	9 <sub>2,8</sub> -8 <sub>2,7</sub>	653.970	204.23	7.96e-03	11.95	0.03	3.88	0.07	0.30	31	1.58	0.05	
654.463	H <sub>2</sub> CO	9 <sub>7,3</sub> -8 <sub>7,2</sub>	654.463	732.27	3.32e-03						32			B: H <sub>2</sub> CO (9 <sub>7,2</sub> -8 <sub>7,1</sub> )
654.463	H <sub>2</sub> CO	9 <sub>7,2</sub> -8 <sub>7,1</sub>	654.463	732.27	3.32e-03						32			B: H <sub>2</sub> CO (9 <sub>7,3</sub> -8 <sub>7,2</sub> )
655.212	H <sub>2</sub> CO	9 <sub>5,5</sub> -8 <sub>5,4</sub>	655.212	451.24	5.83e-03						31			B: H <sub>2</sub> CO (9 <sub>5,4</sub> -8 <sub>5,3</sub> )
655.212	H <sub>2</sub> CO	9 <sub>5,4</sub> -8 <sub>5,3</sub>	655.212	451.24	5.83e-03						30			B: H <sub>2</sub> CO (9 <sub>5,5</sub> -8 <sub>5,4</sub> )
655.640	H <sub>2</sub> CO	9 <sub>4,6</sub> -8 <sub>4,5</sub>	655.640	345.60	6.77e-03						28			B: H <sub>2</sub> CO (9 <sub>4,5</sub> -8 <sub>4,4</sub> )
655.644	H <sub>2</sub> CO	9 <sub>4,5</sub> -8 <sub>4,4</sub>	655.644	345.60	6.77e-03						28			B: H <sub>2</sub> CO (9 <sub>4,6</sub> -8 <sub>4,5</sub> )
656.165	H <sub>2</sub> CO	9 <sub>3,7</sub> -8 <sub>3,6</sub>	656.165	263.37	7.52e-03						30			B: CH <sub>3</sub> OH (13 <sub>2</sub> -12 <sub>1</sub> )
656.169	CH <sub>3</sub> OH	13 <sub>2</sub> -12 <sub>1</sub>	656.169	233.61	7.87e-04						30			B: H <sub>2</sub> CO (9 <sub>3,7</sub> -8 <sub>3,6</sub> )
656.465	H <sub>2</sub> CO	9 <sub>3,6</sub> -8 <sub>3,5</sub>	656.465	263.40	7.53e-03	11.85	0.02	4.78	0.05	0.44	29	2.34	0.05	
658.553	C <sup>18</sup> O	6-5	658.553	110.63	1.86e-05	11.39	0.02	2.22	0.04	0.93	27	3.46	0.05	
661.067	<sup>13</sup> CO	6-5	661.067	111.05	1.88e-05	11.54	0.01	3.22	0.04	6.18	28	28.65	0.06	
662.209	H <sub>2</sub> CO	9 <sub>2,7</sub> -8 <sub>2,6</sub>	662.209	205.33	8.27e-03	12.09	0.04	5.29	0.10	0.23	26	1.39	0.05	
665.442	CH <sub>3</sub> OH	5 <sub>2</sub> -4 <sub>1</sub>	665.442	60.73	1.27e-03	12.00	0.02	4.91	0.05	0.67	30	3.66	0.04	
668.117	CH <sub>3</sub> OH	18 <sub>0</sub> -17 <sub>1</sub>	668.117	408.23	7.64e-04	12.54	0.30	3.67	0.71	0.06	25	0.25	0.04	
670.423	CH <sub>3</sub> OH	14 <sub>1</sub> -13 <sub>1</sub>	670.423	256.02	1.36e-03	12.04	0.03	4.71	0.06	0.24	29	1.35	0.05	
672.903	CH <sub>3</sub> OH	17 <sub>1</sub> -16 <sub>0</sub>	672.903	359.92	1.53e-03	12.10	0.07	4.25	0.17	0.26	29	1.32	0.04	
673.416	CH <sub>3</sub> OH	14 <sub>0</sub> -13 <sub>0</sub>	673.416	256.14	1.38e-03	12.32	0.08	4.69	0.18	0.29	28	1.52	0.04	
673.746	CH <sub>3</sub> OH	4 <sub>2</sub> -3 <sub>1</sub>	673.746	60.92	1.34e-03	11.70	0.02	4.62	0.04	0.54	30	2.91	0.05	
674.009	C <sup>17</sup> O	6 <sub>7/2</sub> -5 <sub>9/2</sub>	674.009	113.23	8.37e-08						32			B: CH <sub>3</sub> OH (14 <sub>1</sub> -13 <sub>1</sub> )
674.017	CH <sub>3</sub> OH	14 <sub>1</sub> -13 <sub>1</sub>	674.017	568.00	2.06e-03						32			B: C <sup>17</sup> O (6 <sub>7/2</sub> -5 <sub>9/2</sub> )
674.791	CH <sub>3</sub> OH	14 <sub>2</sub> -13 <sub>2</sub>	674.791	541.67	2.02e-03						31			B: H <sub>2</sub> CO (9 <sub>1,8</sub> -8 <sub>1,7</sub> )
674.810	H <sub>2</sub> CO	9 <sub>1,8</sub> -8 <sub>1,7</sub>	674.810	173.99	9.09e-03						32			B: CH <sub>3</sub> OH (14 <sub>2</sub> -13 <sub>2</sub> )

Table A.1. continued.

$\nu$ GHz	Species	Transition	$\nu_{\text{rest}}$ GHz	$E_u$ K	$A_{ul}$ rad/s	$\delta_{\text{lsr}}$ km s <sup>-1</sup>	Gaussian fit					from moments			Blend(B) / Notes
							$\delta_{\text{lsr}}$ km s <sup>-1</sup>	$\delta_{\text{lsr}}$ km s <sup>-1</sup>	$\delta_{\text{lsr}}$ km s <sup>-1</sup>	$\delta_{\text{lsr}}$ km s <sup>-1</sup>	$\delta_{\text{lsr}}$ km s <sup>-1</sup>	$\delta_{\text{lsr}}$ km s <sup>-1</sup>	$\delta_{\text{lsr}}$ km s <sup>-1</sup>	$\delta_{\text{lsr}}$ km s <sup>-1</sup>	
674.991	CH <sub>3</sub> OH	8 <sub>1-7</sub> 0	674.991	97.38	9.56e-04	12.09	0.02	4.69	0.04	1.06	33	5.55	0.06		
675.135	CH <sub>3</sub> OH	14 <sub>-1-13</sub> -1	675.135	248.94	1.39e-03	12.13	0.02	4.25	0.05	0.57	31	2.97	0.05		
675.613	CH <sub>3</sub> OH	14 <sub>0-13</sub> 0	675.613	243.45	1.40e-03	12.23	0.04	4.23	0.09	0.61	29	3.07	0.05		
675.773	CH <sub>3</sub> OH	3 <sub>3-2</sub> 2	675.773	61.64	2.56e-03	12.35	0.08	5.22	0.20	0.44	33	1.54	0.06		
676.215	CH <sub>3</sub> OH	14 <sub>2-13</sub> 2	676.215	281.29	1.38e-03	12.08	0.06	6.04	0.15	0.11	31	0.65	0.05	B: CH <sub>3</sub> OH (19 <sub>0-18</sub> 1)	
676.495	CH <sub>3</sub> OH	14 <sub>5-13</sub> 5	676.495	379.68	1.23e-03						32			B: CH <sub>3</sub> OH (14 <sub>5-13</sub> 5)	
676.499	CH <sub>3</sub> OH	19 <sub>0-18</sub> 1	676.499	440.09	9.84e-04						34				
676.585	CH <sub>3</sub> OH	14 <sub>-4-13</sub> -4	676.585	331.54	1.29e-03	12.42	0.08	4.24	0.18	0.07	31	0.40	0.04		
676.749	CH <sub>3</sub> OH	14 <sub>3-13</sub> 3	676.749	293.47	1.34e-03	12.17	0.06	4.18	0.14	0.12	28	0.48	0.04		
676.822	CH <sub>3</sub> OH	14 <sub>4-13</sub> 4	676.822	324.01	1.30e-03						31				
676.824	CH <sub>3</sub> OH	14 <sub>4-13</sub> 4	676.824	324.01	1.30e-03						31			B: CH <sub>3</sub> OH (14 <sub>4-13</sub> 4)	
676.830	CH <sub>3</sub> OH	14 <sub>4-13</sub> 4	676.830	293.48	1.34e-03						31			B: CH <sub>3</sub> OH (14 <sub>4-13</sub> 4)	
677.013	CH <sub>3</sub> OH	14 <sub>1-13</sub> 1	677.013	264.78	1.43e-03	12.19	0.04	4.25	0.09	0.20	30	0.93	0.05		
677.191	CH <sub>3</sub> OH	14 <sub>3-13</sub> 3	677.191	291.46	1.35e-03						29			B: CH <sub>3</sub> OH (14 <sub>2-13</sub> 2)	
677.233	CH <sub>3</sub> OH	14 <sub>2-13</sub> 2	677.233	281.49	1.39e-03						26			B: CH <sub>3</sub> OH (14 <sub>3-13</sub> 3)	
677.710	CH <sub>3</sub> OH	14 <sub>2-13</sub> 2	677.710	266.14	1.37e-03	12.17	0.03	4.09	0.06	0.32	46	1.53	0.07		
678.253	CH <sub>3</sub> OH	14 <sub>2-13</sub> 2	678.253	269.85	1.39e-03	12.09	0.05	6.15	0.11	0.20	29	1.13	0.04		
678.785	CH <sub>3</sub> OH	4 <sub>2-3</sub> 1	678.785	60.93	1.37e-03	11.90	0.02	4.52	0.05	0.58	27	2.78	0.03		
680.047	CN	6 <sub>11/2,13/2-5</sub> 9/2,11/2	680.047	114.23	3.50e-03						31			B: CN (6 <sub>11/2,9/2-5</sub> 9/2,7/2)	
680.047	CN	6 <sub>11/2,9/2-5</sub> 9/2,7/2	680.047	114.22	3.36e-03						31			B: CN (6 <sub>11/2,13/2-5</sub> 9/2,11/2)	
680.047	CN	6 <sub>11/2,11/2-5</sub> 9/2,9/2	680.047	114.22	3.38e-03						31			B: CN (6 <sub>11/2,13/2-5</sub> 9/2,11/2)	
680.264	CN	6 <sub>13/2,13/2-5</sub> 11/2,11/2	680.264	114.29	3.47e-03						31			B: CN (6 <sub>13/2,15/2-5</sub> 11/2,13/2)	
680.264	CN	6 <sub>13/2,15/2-5</sub> 11/2,13/2	680.264	114.29	3.56e-03						30			B: CN (6 <sub>13/2,13/2-5</sub> 11/2,11/2)	
680.264	CN	6 <sub>13/2,11/2-5</sub> 11/2,9/2	680.264	114.29	3.46e-03						31			B: CN (6 <sub>13/2,13/2-5</sub> 11/2,11/2)	
681.990	CH <sub>3</sub> OH	14 <sub>1-13</sub> 1	681.990	260.21	1.43e-03	12.32	0.03	4.86	0.07	0.38	29	2.06	0.04		
685.435	CS	14-13	685.435	246.79	6.96e-03						31			B: CH <sub>3</sub> OH (11 <sub>0-10</sub> -1)	
685.505	CH <sub>3</sub> OH	11 <sub>0-10</sub> -1	685.505	166.05	1.10e-03						29			B: CS (14-13)	
686.732	CH <sub>3</sub> OH	9 <sub>3-8</sub> 2	686.732	154.25	1.34e-03	12.10	0.02	4.16	0.05	0.51	30	2.44	0.05		
687.225	CH <sub>3</sub> OH	9 <sub>3-8</sub> 2	687.225	154.25	1.34e-03	11.83	0.02	4.45	0.05	0.50	31	2.42	0.05		
687.303	H <sub>2</sub> S	2 <sub>0,2-1</sub> 1,1	687.303	54.70	9.32e-04	11.64	0.03	3.82	0.06	0.34	36	1.59	0.05		
691.473	CO	6-5	691.473	116.16	2.14e-05	11.30	0.03	13.00	0.07	19.50	31	204.50	0.10		
697.146	CH <sub>3</sub> OH	15 <sub>1-14</sub> 2	697.146	299.59	6.56e-04	11.37	0.07	1.86	0.15	0.12	37	0.25	0.05		
698.545	CCH	8 <sub>17/2,8-7</sub> 15/2,7	698.545	150.88	1.10e-03						33			B: CCH (8 <sub>17/2,9-7</sub> 15/2,8)	
698.545	CCH	8 <sub>17/2,9-7</sub> 15/2,8	698.545	150.88	1.11e-03						31			B: CCH (8 <sub>17/2,8-7</sub> 15/2,7)	
698.607	CCH	8 <sub>15/2,8-7</sub> 13/2,7	698.607	150.91	1.10e-03						34			B: CCH (8 <sub>17/2,8-7</sub> 15/2,7)	
698.607	CCH	8 <sub>15/2,7-7</sub> 13/2,6	698.607	150.91	1.09e-03						33			B: CCH (8 <sub>17/2,8-7</sub> 15/2,7)	
701.367	CH <sub>3</sub> OH	11 <sub>1-10</sub> 0	701.367	174.27	9.33e-04						29			B: H <sub>2</sub> CO (10 <sub>1,10-9</sub> 1,9)	
701.370	H <sub>2</sub> CO	10 <sub>1,10-9</sub> 1,9	701.370	197.26	1.03e-02						31			B: CH <sub>3</sub> OH (11 <sub>1-10</sub> 0)	
705.182	CH <sub>3</sub> OH	14 <sub>2-13</sub> 1	705.182	266.14	9.56e-04	12.09	0.04	4.56	0.09	0.23	33	1.18	0.05		
708.877	HCN	8-7	708.877	153.11	1.74e-02	12.37	0.04	11.01	0.09	1.67	42	18.75	0.09		
713.341	HCO <sup>+</sup>	8-7	713.341	154.07	3.02e-02	11.35	0.01	4.79	0.03	2.79	33	16.69	0.08		
713.982	CH <sub>3</sub> OH	6 <sub>2-5</sub> -1	713.982	74.66	1.45e-03	11.85	0.02	4.81	0.05	0.56	39	2.92	0.06		
716.938	H <sub>2</sub> CO	10 <sub>0,10-9</sub> 0,9	716.938	190.58	1.11e-02	11.97	0.05	3.99	0.12	0.29	48	1.38	0.07		
718.159	CH <sub>3</sub> OH	15 <sub>1-14</sub> 1	718.159	290.49	1.68e-03	12.46	0.06	4.35	0.14	0.15	43	0.78	0.06		

Table A.1. continued.

$\nu$ GHz	Species	Transition	$\nu_{\text{rest}}$ GHz	$E_u$ K	$A_{ul}$ rad/s	$v_{\text{lsr}}$ km s <sup>-1</sup>	$\delta v_{\text{lsr}}$ km s <sup>-1</sup>	$FWHM$ km s <sup>-1</sup>	$\delta FWHM$ km s <sup>-1</sup>	$T_{\text{mb}}$ K	rms mK	Flux K km s <sup>-1</sup>	$\delta\text{Flux}$ K km s <sup>-1</sup>	Blend(B) / Notes
(1)	(2)	(3)	(4)	(5)	(6)	(7)	(8)	(9)	(10)	(11)	(12)	(13)	(14)	(15)
718.436	CH <sub>3</sub> OH	4 <sub>4</sub> -3 <sub>-3</sub>	718.436	111.12	3.06e-03	11.75	0.03	4.56	0.07	0.38	40	1.90	0.06	
719.665	CH <sub>3</sub> OH	9 <sub>1</sub> -8 <sub>0</sub>	719.665	118.08	1.16e-03	12.17	0.02	4.46	0.04	1.04	27	5.38	0.05	
720.441	CH <sub>3</sub> OH	5 <sub>2</sub> -4 <sub>1</sub>	720.441	72.53	1.50e-03	11.92	0.02	4.90	0.06	0.60	32	3.49	0.06	
721.011	CH <sub>3</sub> OH	15 <sub>0</sub> -14 <sub>0</sub>	721.011	290.74	1.70e-03	12.60	0.03	4.61	0.07	0.25	26	1.23	0.04	
723.040	CH <sub>3</sub> OH	15 <sub>-1</sub> -14 <sub>-1</sub>	723.040	283.64	1.71e-03	12.21	0.02	4.25	0.05	0.50	28	2.50	0.04	
723.280	CH <sub>3</sub> OH	18 <sub>-1</sub> -17 <sub>0</sub>	723.280	401.50	1.98e-03	12.48	0.04	5.37	0.09	0.20	30	1.08	0.05	
723.619	CH <sub>3</sub> OH	15 <sub>0</sub> -14 <sub>0</sub>	723.619	278.18	1.72e-03	12.13	0.02	4.27	0.04	0.56	31	2.52	0.05	
724.122	CH <sub>3</sub> OH	4 <sub>3</sub> -3 <sub>2</sub>	724.122	70.93	2.56e-03	12.26	0.02	5.38	0.05	0.48	31	2.77	0.05	
724.345	CH <sub>3</sub> OH	15 <sub>2</sub> -14 <sub>2</sub>	724.345	316.05	1.71e-03	12.26	0.07	5.00	0.16	0.10	34	0.51	0.05	
725.013	CH <sub>3</sub> OH	15 <sub>3</sub> -14 <sub>3</sub>	725.013	328.26	2.47e-03	12.26	0.07	5.00	0.16	0.10	34	0.51	0.05	
725.122	CH <sub>3</sub> OH	15 <sub>4</sub> -14 <sub>4</sub>	725.122	358.81	2.39e-03	12.67	0.13	5.12	0.30	0.08	34	0.36	0.05	
725.126	CH <sub>3</sub> OH	15 <sub>4</sub> -14 <sub>4</sub>	725.126	358.81	2.39e-03									B: CH <sub>3</sub> OH (15 <sub>4</sub> -14 <sub>4</sub> )
725.126	CH <sub>3</sub> OH	15 <sub>3</sub> -14 <sub>3</sub>	725.126	328.28	2.47e-03									B: CH <sub>3</sub> OH (15 <sub>4</sub> -14 <sub>4</sub> )
725.126	CH <sub>3</sub> OH	15 <sub>4</sub> -14 <sub>4</sub>	725.126	358.81	2.39e-03									B: CH <sub>3</sub> OH (15 <sub>4</sub> -14 <sub>4</sub> )
725.316	CH <sub>3</sub> OH	15 <sub>1</sub> -14 <sub>1</sub>	725.316	299.59	1.76e-03	12.15	0.08	3.98	0.20	0.18	32	0.72	0.05	
725.565	CH <sub>3</sub> OH	15 <sub>3</sub> -14 <sub>3</sub>	725.565	326.28	2.48e-03									B: CH <sub>3</sub> OH (15 <sub>2</sub> -14 <sub>2</sub> )
725.594	CH <sub>3</sub> OH	15 <sub>3</sub> -14 <sub>3</sub>	725.594	316.31	1.72e-03									B: CH <sub>3</sub> OH (15 <sub>3</sub> -14 <sub>3</sub> )
726.052	CH <sub>3</sub> OH	15 <sub>2</sub> -14 <sub>2</sub>	726.052	300.98	1.70e-03	12.47	0.03	4.62	0.08	0.30	26	1.53	0.04	
726.208	H <sub>2</sub> CO	10 <sub>2,9</sub> -9 <sub>2,8</sub>	726.208	239.08	1.11e-02	12.23	0.04	5.16	0.10	0.17	29	0.86	0.04	
726.899	CH <sub>3</sub> OH	15 <sub>-2</sub> -14 <sub>-2</sub>	726.899	304.74	1.72e-03	12.11	0.16	4.34	0.38	0.13	32	0.44	0.05	
728.054	H <sub>2</sub> CO	10 <sub>5,6</sub> -9 <sub>5,5</sub>	728.054	486.18	8.72e-03									B: H <sub>2</sub> CO (10 <sub>5,5</sub> -9 <sub>5,4</sub> )
728.054	H <sub>2</sub> CO	10 <sub>5,5</sub> -9 <sub>5,4</sub>	728.054	486.18	8.72e-03									B: H <sub>2</sub> CO (10 <sub>5,6</sub> -9 <sub>5,5</sub> )
728.583	H <sub>2</sub> CO	10 <sub>4,7</sub> -9 <sub>4,6</sub>	728.583	380.57	9.78e-03									B: H <sub>2</sub> CO (10 <sub>4,6</sub> -9 <sub>4,5</sub> )
728.592	H <sub>2</sub> CO	10 <sub>4,6</sub> -9 <sub>4,5</sub>	728.592	380.57	9.78e-03									B: H <sub>2</sub> CO (10 <sub>4,7</sub> -9 <sub>4,6</sub> )
728.862	CH <sub>3</sub> OH	5 <sub>2</sub> -4 <sub>1</sub>	728.862	72.53	1.55e-03	11.82	0.02	4.85	0.04	0.63	28	3.20	0.05	
729.213	H <sub>2</sub> CO	10 <sub>3,8</sub> -9 <sub>3,7</sub>	729.213	298.36	1.06e-02	12.14	0.02	5.10	0.06	0.29	24	1.48	0.04	
729.725	H <sub>2</sub> CO	10 <sub>3,7</sub> -9 <sub>3,6</sub>	729.725	298.42	1.06e-02	12.05	0.02	4.21	0.05	0.32	25	1.56	0.04	
730.520	CH <sub>3</sub> OH	15 <sub>1</sub> -14 <sub>1</sub>	730.520	295.27	1.77e-03									B: CH <sub>3</sub> OH (20 <sub>0</sub> -19 <sub>1</sub> )
730.550	CH <sub>3</sub> OH	20 <sub>0</sub> -19 <sub>1</sub>	730.550	486.30	1.26e-03									B: CH <sub>3</sub> OH (15 <sub>1</sub> -14 <sub>1</sub> )
731.596	SO	17 <sub>18</sub> -16 <sub>17</sub>	731.596	320.77	5.32e-03	8.98	0.10	8.66	0.23	0.05	24	0.33	0.04	
732.432	CH <sub>3</sub> OH	12 <sub>0</sub> -11 <sub>-1</sub>	732.432	193.79	1.42e-03	12.21	0.02	4.38	0.05	0.44	28	2.33	0.04	
734.324	CS	15-14	734.324	282.04	8.58e-03	12.21	0.15	11.05	0.35	0.17	26	1.90	0.05	
734.894	CH <sub>3</sub> OH	10 <sub>3</sub> -9 <sub>2</sub>	734.894	177.46	1.58e-03	11.88	0.06	5.03	0.14	0.46	25	2.50	0.04	
735.673	CH <sub>3</sub> OH	10 <sub>3</sub> -9 <sub>2</sub>	735.673	177.46	1.58e-03	12.06	0.05	4.47	0.11	0.46	25	2.22	0.04	
736.034	H <sub>2</sub> S	2 <sub>1,2</sub> -1 <sub>0,1</sub>	736.034	55.10	1.33e-03	11.65	0.07	5.27	0.16	0.92	29	5.30	0.06	
737.343	H <sub>2</sub> CO	10 <sub>2,8</sub> -9 <sub>2,7</sub>	737.343	240.72	1.16e-02	11.84	0.04	4.94	0.10	0.19	26	1.01	0.04	
745.210	N <sub>2</sub> H <sup>+</sup>	8-7	745.210	160.96	2.81e-02	11.51	0.02	2.60	0.06	1.18	32	4.09	0.05	
749.072	H <sub>2</sub> CO	10 <sub>1,9</sub> -9 <sub>1,8</sub>	749.072	209.94	1.25e-02	12.06	0.02	5.59	0.04	0.59	36	3.49	0.06	
751.551	CH <sub>3</sub> OH	12 <sub>1</sub> -11 <sub>0</sub>	751.551	202.12	1.14e-03	12.16	0.03	4.38	0.07	0.35	35	1.61	0.06	
752.033	H <sub>2</sub> O	2 <sub>1,1,0</sub> -2 <sub>0,2,0</sub>	752.033	136.94	6.98e-03	11.91	0.06	14.88	0.14	2.19	43	38.51	0.15	
752.312	CH <sub>3</sub> OH	7 <sub>-5</sub> -7 <sub>-4</sub>	752.312	189.00	2.35e-03	12.23	0.11	7.29	0.25	0.06	41	0.37	0.05	
754.222	CH <sub>3</sub> OH	15 <sub>2</sub> -14 <sub>1</sub>	754.222	300.98	1.15e-03	12.14	0.04	3.83	0.11	0.21	36	1.02	0.06	
762.636	CH <sub>3</sub> OH	7 <sub>-2</sub> -6 <sub>-1</sub>	762.636	90.91	1.66e-03	12.04	0.02	4.96	0.04	0.60	38	2.99	0.06	
762.676	CH <sub>3</sub> OH	13 <sub>-3</sub> -13 <sub>-2</sub>	762.676	273.90	2.31e-03	12.03	0.29	4.79	0.69	0.07	39	0.31	0.04	
763.883	CH <sub>3</sub> OH	12 <sub>-3</sub> -12 <sub>-2</sub>	763.883	243.74	2.32e-03	12.67	0.08	2.80	0.19	0.11	33	0.44	0.04	
763.951	CH <sub>3</sub> OH	8 <sub>3</sub> -9 <sub>4</sub>	763.951	221.45	4.87e-04									B: CH <sub>3</sub> OH (8 <sub>5</sub> -9 <sub>4</sub> )

Table A.1. continued.

$\nu$ GHz	Species	Transition	$\nu_{\text{rest}}$ GHz	$E_u$ K	$A_{ul}$ rad/s	$v_{\text{lsr}}$ km s <sup>-1</sup>	Gaussian fit				from moments			Blend(B) / Notes
							$\delta v_{\text{lsr}}$ km s <sup>-1</sup>	$FWHM$ km s <sup>-1</sup>	$\delta FWHM$ km s <sup>-1</sup>	$T_{\text{mb}}$ K	rms mK	Flux K km s <sup>-1</sup>	$\delta \text{Flux}$ K km s <sup>-1</sup>	
(1)	(2)	(3)	(4)	(5)	(6)	(7)	(8)	(9)	(10)	(11)	(12)	(13)	(14)	(15)
763.951	CH <sub>3</sub> OH	8 <sub>5</sub> -9 <sub>4</sub>	763.951	221.45	4.87e-04						40			B: CH <sub>3</sub> OH (8 <sub>5</sub> -9 <sub>4</sub> )
763.953	CH <sub>3</sub> OH	10 <sub>1</sub> -9 <sub>0</sub>	763.953	141.08	1.39e-03						40			B: CH <sub>3</sub> OH (8 <sub>5</sub> -9 <sub>4</sub> )
764.812	CH <sub>3</sub> OH	11 <sub>-3</sub> -11 <sub>-2</sub>	764.812	215.90	2.31e-03	12.02	0.07	4.95	0.16	0.13	37	0.59	0.05	
765.513	CH <sub>3</sub> OH	10 <sub>-3</sub> -10 <sub>-2</sub>	765.513	190.37	2.30e-03	12.31	0.08	10.55	0.18	0.12	34	0.95	0.06	
765.866	CH <sub>3</sub> OH	16 <sub>1</sub> -15 <sub>1</sub>	765.866	327.24	2.04e-03	12.54	0.05	5.19	0.12	0.15	42	0.87	0.06	
766.028	CH <sub>3</sub> OH	9 <sub>-3</sub> -9 <sub>-2</sub>	766.028	167.16	2.28e-03	12.19	0.06	5.33	0.15	0.18	38	0.84	0.05	
766.396	CH <sub>3</sub> OH	8 <sub>-3</sub> -8 <sub>-2</sub>	766.396	146.28	2.24e-03	12.11	0.05	6.61	0.12	0.19	42	1.16	0.07	
766.648	CH <sub>3</sub> OH	7 <sub>-3</sub> -7 <sub>-2</sub>	766.648	127.71	2.18e-03	12.28	0.05	5.61	0.13	0.21	39	1.24	0.05	
766.710	CH <sub>3</sub> OH	6 <sub>2</sub> -5 <sub>1</sub>	766.710	86.46	1.69e-03	11.94	0.03	4.75	0.06	0.59	42	2.69	0.06	
766.761	CH <sub>3</sub> OH	5 <sub>-4</sub> -4 <sub>-3</sub>	766.761	122.72	3.13e-03	11.67	0.03	3.99	0.07	0.43	42	1.92	0.06	
766.810	CH <sub>3</sub> OH	6 <sub>-3</sub> -6 <sub>-2</sub>	766.810	111.46	2.10e-03	11.97	0.04	5.32	0.10	0.20	45	1.03	0.06	
766.908	CH <sub>3</sub> OH	5 <sub>-3</sub> -5 <sub>-2</sub>	766.908	97.53	1.96e-03	11.89	0.04	3.00	0.10	0.24	43	0.75	0.05	
766.960	CH <sub>3</sub> OH	4 <sub>-3</sub> -4 <sub>-2</sub>	766.960	85.92	2.54e-03						39			B: CH <sub>3</sub> OH (3 <sub>-3</sub> -3 <sub>-2</sub> )
766.982	CH <sub>3</sub> OH	3 <sub>-3</sub> -3 <sub>-2</sub>	766.982	76.64	1.81e-03						38			B: CH <sub>3</sub> OH (4 <sub>-3</sub> -4 <sub>-2</sub> )
768.252	C <sup>18</sup> O	7-6	768.252	147.50	2.98e-05	11.31	0.03	3.19	0.06	0.56	46	2.51	0.07	
768.540	CH <sub>3</sub> OH	16 <sub>0</sub> -15 <sub>0</sub>	768.540	327.63	2.06e-03	12.31	0.04	5.03	0.10	0.20	44	1.09	0.06	
770.886	CH <sub>3</sub> OH	16 <sub>-1</sub> -15 <sub>-1</sub>	770.886	320.63	3.08e-03						36			B: H <sub>2</sub> CO (11 <sub>1,11</sub> -10 <sub>1,10</sub> )
770.896	H <sub>2</sub> O	11 <sub>1,11</sub> -10 <sub>1,10</sub>	770.896	234.26	3.78e-02						36			B: CH <sub>3</sub> OH (16 <sub>-1</sub> -15 <sub>-1</sub> )
771.184	<sup>13</sup> CO	7-6	771.184	148.06	3.01e-05	11.37	0.02	3.58	0.04	4.91	36	23.54	0.07	
771.576	CH <sub>3</sub> OH	16 <sub>0</sub> -15 <sub>0</sub>	771.576	315.21	2.10e-03	12.32	0.02	4.08	0.05	0.46	35	2.06	0.05	
772.454	CH <sub>3</sub> OH	5 <sub>3</sub> -4 <sub>2</sub>	772.454	82.53	2.70e-03	12.74	0.03	6.21	0.06	0.51	40	3.45	0.06	
773.259	CH <sub>3</sub> OH	16 <sub>3</sub> -15 <sub>3</sub>	773.259	365.37	2.03e-03	11.95	0.07	5.15	0.16	0.10	38	0.40	0.05	
773.416	CH <sub>3</sub> OH	16 <sub>3</sub> -15 <sub>3</sub>	773.416	365.40	3.01e-03	11.97	0.19	5.04	0.45	0.12	38	0.65	0.06	
773.602	CH <sub>3</sub> OH	16 <sub>1</sub> -15 <sub>1</sub>	773.602	336.72	2.13e-03	12.72	0.04	3.31	0.10	0.13	40	0.50	0.06	
773.893	CH <sub>3</sub> OH	19 <sub>-1</sub> -18 <sub>0</sub>	773.893	445.37	2.53e-03	12.29	0.06	5.36	0.13	0.13	35	0.66	0.05	
773.941	CH <sub>3</sub> OH	16 <sub>3</sub> -15 <sub>3</sub>	773.941	363.43	3.03e-03						35			B: CH <sub>3</sub> OH (16 <sub>2</sub> -15 <sub>2</sub> )
773.950	CH <sub>3</sub> OH	16 <sub>2</sub> -15 <sub>2</sub>	773.950	353.45	3.10e-03						35			B: CH <sub>3</sub> OH (16 <sub>3</sub> -15 <sub>3</sub> )
774.333	CH <sub>3</sub> OH	16 <sub>2</sub> -15 <sub>2</sub>	774.333	338.14	2.07e-03	12.01	0.04	3.24	0.10	0.21	39	0.71	0.06	
775.596	CH <sub>3</sub> OH	16 <sub>-2</sub> -15 <sub>-2</sub>	775.596	341.96	2.10e-03	11.74	0.09	3.82	0.20	0.11	41	0.39	0.06	
779.009	CH <sub>3</sub> OH	16 <sub>1</sub> -15 <sub>1</sub>	779.009	332.65	2.15e-03						40			B: CH <sub>3</sub> OH (13 <sub>0</sub> -12 <sub>-1</sub> )
779.031	CH <sub>3</sub> OH	13 <sub>0</sub> -12 <sub>-1</sub>	779.031	223.82	1.82e-03						40			B: CH <sub>3</sub> OH (16 <sub>1</sub> -15 <sub>1</sub> )
779.380	CH <sub>3</sub> OH	6 <sub>2</sub> -5 <sub>1</sub>	779.380	86.46	1.78e-03	11.85	0.02	5.08	0.06	0.55	41	2.60	0.07	
780.039	H <sub>2</sub> <sup>37</sup> Cl <sup>+</sup>	2 <sub>1,2,5/2</sub> -1 <sub>0,1,5/2</sub>	780.039	57.66	1.78e-03	9.38	1.09	1.15	1.52	-0.07	35	-0.38	0.04	
781.609	H <sub>2</sub> Cl <sup>+</sup>	2 <sub>1,2,5/2</sub> -1 <sub>0,1,5/2</sub>	781.609	57.75	1.79e-03						32			B: H <sub>2</sub> Cl <sup>+</sup> (2 <sub>1,2,7/2</sub> -1 <sub>0,1,5/2</sub> )
781.622	H <sub>2</sub> Cl <sup>+</sup>	2 <sub>1,2,5/2</sub> -1 <sub>0,1,3/2</sub>	781.622	57.75	4.17e-03						30			B: H <sub>2</sub> Cl <sup>+</sup> (2 <sub>1,2,7/2</sub> -1 <sub>0,1,5/2</sub> )
781.627	H <sub>2</sub> Cl <sup>+</sup>	2 <sub>1,2,7/2</sub> -1 <sub>0,1,5/2</sub>	781.627	57.75	5.96e-03						31			B: H <sub>2</sub> Cl <sup>+</sup> (2 <sub>1,2,5/2</sub> -1 <sub>0,1,5/2</sub> )
781.628	H <sub>2</sub> Cl <sup>+</sup>	2 <sub>1,2,1/2</sub> -1 <sub>0,1,1/2</sub>	781.628	57.75	4.96e-03						30			B: H <sub>2</sub> Cl <sup>+</sup> (2 <sub>1,2,5/2</sub> -1 <sub>0,1,5/2</sub> )
783.002	CH <sub>3</sub> OH	11 <sub>3</sub> -10 <sub>2</sub>	783.002	202.98	1.85e-03	12.08	0.03	4.39	0.07	0.43	33	2.13	0.05	
783.199	CS	16-15	783.199	319.62	1.04e-02	12.80	0.27	10.51	0.62	0.13	32	1.27	0.05	
784.177	CH <sub>3</sub> OH	11 <sub>3</sub> -10 <sub>2</sub>	784.177	202.99	1.86e-03	12.16	0.03	4.21	0.06	0.41	35	1.89	0.05	
784.693	CH <sub>3</sub> OH	21 <sub>0</sub> -20 <sub>1</sub>	784.693	534.79	1.60e-03	12.66	0.05	3.86	0.12	0.14	30	0.61	0.04	
785.802	CCH	9 <sub>19/2,9</sub> -8 <sub>17/2,8</sub>	785.802	188.59	1.58e-03						35			B: CCH (9 <sub>19/2,10</sub> -8 <sub>17/2,9</sub> )
785.802	CCH	9 <sub>19/2,10</sub> -8 <sub>17/2,9</sub>	785.802	188.59	1.59e-03						35			B: CCH (9 <sub>19/2,9</sub> -8 <sub>17/2,8</sub> )
786.280	C <sup>17</sup> O	7 <sub>9/2</sub> -6 <sub>11/2</sub>	786.280	150.96	6.36e-08						39			B: H <sub>2</sub> CO (11 <sub>0,11</sub> -10 <sub>0,10</sub> )

Table A.1. continued.

$\nu$ GHz (1)	Species (2)	Transition (3)	$\nu_{\text{rest}}$ GHz (4)	$E_u$ K (5)	$A_{ul}$ rad/s (6)	$\nu_{\text{LSR}}$ km s <sup>-1</sup> (7)	Gaussian fit				from moments			Blend(B) / Notes (15)	
							$\delta\nu_{\text{LSR}}$ km s <sup>-1</sup> (8)	$FWHM$ km s <sup>-1</sup> (9)	$\delta FWHM$ km s <sup>-1</sup> (10)	$T_{\text{mb}}$ K (11)	rms mK (12)	Flux K km s <sup>-1</sup> (13)	$\delta\text{Flux}$ K km s <sup>-1</sup> (14)		
786.285	H <sub>2</sub> CO	11 <sub>0,11</sub> -10 <sub>0,10</sub>	786.285	228.32	1.47e-02						39			B: C <sup>17</sup> O (7 <sub>9,2</sub> -6 <sub>11,2</sub> )	
793.336	CN	7 <sub>13,2,15/2</sub> -6 <sub>11,2,13/2</sub>	793.336	152.30	5.64e-03						35			B: CN (7 <sub>13,2,11/2</sub> -6 <sub>11,2,9/2</sub> )	
793.336	CN	7 <sub>13,2,11/2</sub> -6 <sub>11,2,9/2</sub>	793.336	152.30	5.48e-03						35			B: CN (7 <sub>13,2,15/2</sub> -6 <sub>11,2,13/2</sub> )	
793.337	CN	7 <sub>13,2,13/2</sub> -6 <sub>11,2,11/2</sub>	793.337	152.30	5.51e-03						35			B: CN (7 <sub>13,2,15/2</sub> -6 <sub>11,2,13/2</sub> )	
793.553	CN	7 <sub>15,2,15/2</sub> -6 <sub>13,2,13/2</sub>	793.553	152.38	5.61e-03						37			B: CN (7 <sub>15,2,17/2</sub> -6 <sub>13,2,15/2</sub> )	
793.553	CN	7 <sub>15,2,17/2</sub> -6 <sub>13,2,15/2</sub>	793.553	152.38	5.71e-03						35			B: CN (7 <sub>15,2,15/2</sub> -6 <sub>13,2,13/2</sub> )	
793.554	CN	7 <sub>15,2,13/2</sub> -6 <sub>13,2,11/2</sub>	793.554	152.38	5.59e-03						47	14.60	0.11		B: CN (7 <sub>15,2,15/2</sub> -6 <sub>13,2,13/2</sub> )
797.433	HCN	9-8	797.433	191.38	2.49e-02	12.44	0.02	11.93	0.04	1.14	47	14.60	0.11		
798.313	H <sub>2</sub> CO	11 <sub>2,10</sub> -10 <sub>2,9</sub>	798.313	277.39	1.49e-02	9.62	0.30	6.16	0.71	0.10	49	0.49	0.07		
802.241	CH <sub>3</sub> OH	13 <sub>1</sub> -12 <sub>0</sub>	802.241	232.29	1.38e-03	12.31	0.07	2.47	0.16	0.20	58	0.52	0.07		
802.282	H <sub>2</sub> CO	11 <sub>3,9</sub> -10 <sub>3,8</sub>	802.282	336.87	1.45e-02	11.82	0.07	3.20	0.17	0.19	57	0.51	0.07		
802.458	HCO <sup>+</sup>	9-8	802.458	192.59	4.33e-02	11.55	0.02	5.42	0.04	2.00	57	13.19	0.12		
803.112	H <sub>2</sub> CO	11 <sub>3,8</sub> -10 <sub>3,7</sub>	803.112	336.96	1.45e-02	12.27	0.07	3.64	0.17	0.19	59	0.77	0.08		
803.239	CH <sub>3</sub> OH	16 <sub>2</sub> -15 <sub>1</sub>	803.239	338.14	1.38e-03	12.25	0.08	5.16	0.18	0.14	56	0.57	0.08		
806.652	CO	7-6	806.652	154.88	3.42e-05	11.27	0.03	13.27	0.06	20.42	49	211.46	0.14		
807.866	CH <sub>3</sub> OH	11 <sub>1</sub> -10 <sub>0</sub>	807.866	166.37	1.65e-03						51				B: CH <sub>3</sub> OH (11 <sub>1</sub> -10 <sub>0</sub> )
807.866	CH <sub>3</sub> OH	11 <sub>1</sub> -10 <sub>0</sub>	807.866	166.37	1.65e-03						50				B: CH <sub>3</sub> OH (11 <sub>1</sub> -10 <sub>0</sub> )
809.342	C	2-1	809.342	62.46	2.67e-07	11.98	0.02	1.80	0.05	1.47	47	4.90	0.07		
811.445	CH <sub>3</sub> OH	8 <sub>2</sub> -7 <sub>1</sub>	811.445	109.49	1.88e-03	12.38	0.03	5.11	0.06	0.57	49	2.98	0.07		
812.550	CH <sub>3</sub> OH	7 <sub>2</sub> -6 <sub>1</sub>	812.550	102.70	1.92e-03	12.16	0.03	5.05	0.06	0.54	43	2.70	0.06		
812.831	H <sub>2</sub> CO	11 <sub>2,9</sub> -10 <sub>2,8</sub>	812.831	279.73	1.57e-02	11.93	0.10	8.71	0.24	0.09	41	0.77	0.06		
813.542	CH <sub>3</sub> OH	17 <sub>1</sub> -16 <sub>1</sub>	813.542	366.29	2.45e-03	13.96	0.33	8.69	0.82	0.14	43	0.99	0.06		
815.071	CH <sub>3</sub> OH	6 <sub>4</sub> -5 <sub>3</sub>	815.071	136.65	3.31e-03	11.91	0.02	4.39	0.06	0.43	41	1.76	0.06		
816.011	CH <sub>3</sub> OH	17 <sub>0</sub> -16 <sub>0</sub>	816.011	366.79	2.48e-03	12.10	0.06	5.39	0.13	0.18	46	1.20	0.07		
818.669	CH <sub>3</sub> OH	17 <sub>1</sub> -16 <sub>1</sub>	818.669	359.92	2.50e-03	12.67	0.04	4.15	0.10	0.30	51	1.28	0.07		
819.479	CH <sub>3</sub> OH	17 <sub>0</sub> -16 <sub>0</sub>	819.479	354.54	2.51e-03	12.39	0.04	4.04	0.08	0.33	53	1.47	0.07		
820.499	CH <sub>3</sub> OH	17 <sub>2</sub> -16 <sub>2</sub>	820.499	392.50	3.71e-03	12.12	0.93	12.87	2.41	0.10	50	0.59	0.06		
820.762	CH <sub>3</sub> OH	6 <sub>3</sub> -5 <sub>2</sub>	820.762	96.46	2.93e-03	12.17	0.02	5.18	0.05	0.45	52	2.31	0.07		
821.698	CH <sub>3</sub> OH	17 <sub>3</sub> -16 <sub>3</sub>	821.698	404.83	3.64e-03	12.77	0.05	3.44	0.12	0.14	43	0.44	0.06		
821.869	CH <sub>3</sub> OH	17 <sub>1</sub> -16 <sub>1</sub>	821.869	376.17	2.56e-03	12.44	0.05	3.75	0.13	0.15	45	0.50	0.06		
822.301	CH <sub>3</sub> OH	17 <sub>2</sub> -16 <sub>2</sub>	822.301	392.92	3.73e-03	12.31	0.22	3.45	0.53	0.06	45	0.25	0.04		
822.540	CH <sub>3</sub> OH	17 <sub>2</sub> -16 <sub>2</sub>	822.540	377.62	2.49e-03	12.29	0.06	4.45	0.14	0.16	46	0.59	0.06		
823.083	H <sub>2</sub> CO	11 <sub>1,10</sub> -10 <sub>1,9</sub>	823.083	249.44	1.67e-02	12.08	0.03	4.32	0.06	0.41	42	1.94	0.06		
824.343	CH <sub>3</sub> OH	17 <sub>2</sub> -16 <sub>2</sub>	824.343	381.52	2.53e-03	12.73	0.06	2.85	0.14	0.14	41	0.44	0.05		
825.276	CH <sub>3</sub> OH	14 <sub>0</sub> -13 <sub>1</sub>	825.276	256.14	2.28e-03	12.17	0.04	4.45	0.09	0.31	41	1.56	0.05		
827.454	CH <sub>3</sub> OH	17 <sub>1</sub> -16 <sub>1</sub>	827.454	372.37	2.58e-03	12.68	0.06	5.47	0.14	0.19	53	1.11	0.07		
829.891	CH <sub>3</sub> OH	4 <sub>4</sub> -3 <sub>3</sub>	829.891	103.56	7.63e-03						50				B: CH <sub>3</sub> OH (4 <sub>4</sub> -3 <sub>3</sub> )
829.891	CH <sub>3</sub> OH	4 <sub>4</sub> -3 <sub>3</sub>	829.891	103.56	7.63e-03						50				B: CH <sub>3</sub> OH (4 <sub>4</sub> -3 <sub>3</sub> )
830.349	CH <sub>3</sub> OH	7 <sub>2</sub> -6 <sub>1</sub>	830.349	102.72	2.05e-03	12.04	0.02	5.30	0.06	0.60	50	3.16	0.07		
831.045	CH <sub>3</sub> OH	12 <sub>3</sub> -11 <sub>2</sub>	831.045	230.83	2.14e-03	11.99	0.04	4.97	0.09	0.36	60	1.68	0.08		
832.057	CS	17-16	832.057	359.56	1.25e-02	12.47	0.67	12.31	1.67	0.16	56	1.15	0.10		
832.754	CH <sub>3</sub> OH	12 <sub>3</sub> -11 <sub>2</sub>	832.754	230.83	2.16e-03	12.13	0.04	3.95	0.09	0.33	48	1.11	0.06		

Table A.1. continued.

$\nu$ GHz	Species	Transition	$\nu_{\text{rest}}$ GHz	$E_u$ K	$A_{ul}$ rad/s	$v_{\text{lsr}}$ km s <sup>-1</sup>	$\delta v_{\text{lsr}}$ km s <sup>-1</sup>	Gaussian fit $FWHM$ km s <sup>-1</sup>	$\delta FWHM$ km s <sup>-1</sup>	$T_{\text{mb}}$ K	rms mK	Flux K km s <sup>-1</sup>	$\delta\text{Flux}$ K km s <sup>-1</sup>	Blend(B) / Notes
(1)	(2)	(3)	(4)	(5)	(6)	(7)	(8)	(9)	(10)	(11)	(12)	(13)	(14)	(15)
835.138	CH <sup>+</sup>	1-0	835.138	40.08	6.36e-03	9.46	0.08	6.04	0.20	-0.43	40	-2.81	0.05	
838.307	N <sub>2</sub> H <sup>+</sup>	9-8	838.307	201.19	4.03e-02	11.77	0.03	2.88	0.08	0.78	40	2.60	0.06	
838.902	CH <sub>3</sub> OH	2 <sub>2,0</sub> -2 <sub>1,1</sub>	838.902	585.57	1.99e-03	13.44	0.07	5.05	0.16	0.09	39	0.39	0.05	
840.276	H <sub>2</sub> CO	12 <sub>1,12</sub> -11 <sub>1,11</sub>	840.276	274.58	1.79e-02	12.10	0.03	5.22	0.06	0.42	36	2.40	0.05	
851.415	CH <sub>3</sub> OH	12 <sub>1</sub> -11 <sub>0</sub>	851.415	193.96	1.95e-03	12.48	0.02	4.59	0.04	0.69	44	3.50	0.06	
852.177	CH <sub>3</sub> OH	17 <sub>2</sub> -16 <sub>1</sub>	852.177	377.62	1.65e-03	11.88	0.07	2.85	0.18	0.11	42	0.39	0.05	
853.504	CH <sub>3</sub> OH	14 <sub>1</sub> -13 <sub>0</sub>	853.504	264.78	1.65e-03	12.23	0.05	5.38	0.12	0.17	42	0.79	0.06	
857.959	CH <sub>3</sub> OH	8 <sub>2</sub> -7 <sub>1</sub>	857.959	121.27	2.18e-03	12.14	0.04	4.72	0.08	0.57	57	2.83	0.07	
860.459	CH <sub>3</sub> OH	9 <sub>2</sub> -8 <sub>1</sub>	860.459	130.40	2.13e-03	12.20	0.03	4.89	0.06	0.53	55	2.77	0.07	
861.186	CH <sub>3</sub> OH	18 <sub>1</sub> -17 <sub>1</sub>	861.186	407.62	2.92e-03	12.72	0.42	9.93	1.02	0.11	46	0.99	0.07	
863.365	CH <sub>3</sub> OH	7 <sub>4</sub> -6 <sub>3</sub>	863.365	152.89	3.57e-03	11.81	0.03	5.52	0.08	0.38	47	2.19	0.06	
863.431	CH <sub>3</sub> OH	18 <sub>0</sub> -17 <sub>0</sub>	863.431	408.23	2.94e-03	11.61	0.08	4.67	0.19	0.14	47	0.58	0.05	
866.388	CH <sub>3</sub> OH	18 <sub>1</sub> -17 <sub>1</sub>	866.388	401.50	2.97e-03	12.98	0.21	7.75	0.49	0.25	44	1.68	0.06	
867.327	CH <sub>3</sub> OH	18 <sub>0</sub> -17 <sub>0</sub>	867.327	396.17	2.99e-03	12.18	0.04	4.60	0.10	0.24	46	0.94	0.07	
869.038	CH <sub>3</sub> OH	7 <sub>3</sub> -6 <sub>2</sub>	869.038	112.71	3.21e-03	12.35	0.02	5.12	0.06	0.45	54	2.26	0.08	
869.973	CH <sub>3</sub> OH	18 <sub>3</sub> -17 <sub>3</sub>	869.973	446.59	4.34e-03	12.23	0.07	5.05	0.16	0.10	52	0.47	0.06	
870.273	H <sub>2</sub> CO	12 <sub>2,11</sub> -11 <sub>2,10</sub>	870.273	319.16	1.94e-02	10.94	0.08	3.73	0.18	0.15	50	0.78	0.06	
870.664	CH <sub>3</sub> OH	18 <sub>2</sub> -17 <sub>2</sub>	870.664	419.41	4.39e-03						52			B: CH <sub>3</sub> OH (18 <sub>3</sub> -17 <sub>3</sub> )
870.691	CH <sub>3</sub> OH	18 <sub>3</sub> -17 <sub>3</sub>	870.691	444.68	4.36e-03						53			B: CH <sub>3</sub> OH (18 <sub>2</sub> -17 <sub>2</sub> )
871.152	CH <sub>3</sub> OH	15 <sub>0</sub> -14 <sub>1</sub>	871.152	290.74	2.84e-03	12.73	0.03	4.79	0.07	0.32	49	1.75	0.07	
873.036	CCH	10 <sub>21/2,10</sub> -9 <sub>19/2,9</sub>	873.036	230.49	2.18e-03						38			B: CCH (10 <sub>21/2,11</sub> -9 <sub>19/2,10</sub> )
873.036	CCH	10 <sub>21/2,11</sub> -9 <sub>19/2,10</sub>	873.036	230.49	2.19e-03						38			B: CCH (10 <sub>21/2,10</sub> -9 <sub>19/2,9</sub> )
873.138	CH <sub>3</sub> OH	18 <sub>2</sub> -17 <sub>2</sub>	873.138	423.43	3.01e-03	12.75	0.06	8.22	0.15	0.14	39	0.95	0.06	
873.775	H <sub>2</sub> CO	12 <sub>5,8</sub> -11 <sub>5,7</sub>	873.775	566.55	1.67e-02						34			B: H <sub>2</sub> CO (12 <sub>5,7</sub> -11 <sub>5,6</sub> )
873.776	H <sub>2</sub> CO	12 <sub>5,7</sub> -11 <sub>5,6</sub>	873.776	566.55	1.67e-02						35			B: H <sub>2</sub> CO (12 <sub>5,8</sub> -11 <sub>5,7</sub> )
875.366	H <sub>2</sub> CO	12 <sub>3,10</sub> -11 <sub>3,9</sub>	875.366	378.88	1.91e-02	12.26	0.05	4.08	0.13	0.14	37	0.55	0.05	
875.735	CH <sub>3</sub> OH	21 <sub>1</sub> -20 <sub>0</sub>	875.735	539.96	3.97e-03	12.58	0.07	4.12	0.17	0.08	36	0.38	0.04	
875.852	CH <sub>3</sub> OH	18 <sub>1</sub> -17 <sub>1</sub>	875.852	414.40	3.07e-03	12.56	0.05	3.54	0.12	0.16	38	0.56	0.05	
876.649	H <sub>2</sub> CO	12 <sub>3,9</sub> -11 <sub>3,8</sub>	876.649	379.03	1.92e-02	12.04	0.08	4.84	0.18	0.12	38	0.68	0.05	
877.922	C <sup>18</sup> O	8-7	877.922	189.64	4.47e-05	11.44	0.03	3.23	0.08	0.34	37	1.38	0.05	
878.226	CH <sub>3</sub> OH	5 <sub>4</sub> -4 <sub>3</sub>	878.226	115.16	7.60e-03						37			B: CH <sub>3</sub> OH (5 <sub>4</sub> -4 <sub>3</sub> )
878.227	CH <sub>3</sub> OH	5 <sub>4</sub> -4 <sub>3</sub>	878.227	115.16	7.60e-03						40			B: CH <sub>3</sub> OH (5 <sub>4</sub> -4 <sub>3</sub> )
879.013	CH <sub>3</sub> OH	13 <sub>3</sub> -12 <sub>2</sub>	879.013	260.99	2.48e-03	12.19	0.04	4.77	0.08	0.23	37	1.05	0.05	
880.899	CS	18-17	880.899	401.83	1.49e-02	12.37	0.06	12.56	1.00	0.11	39	1.25	0.06	
881.273	<sup>13</sup> CO	8-7	881.273	190.36	4.52e-05	11.29	0.02	5.07	0.04	2.95	42	15.76	0.08	
881.421	CH <sub>3</sub> OH	13 <sub>3</sub> -12 <sub>2</sub>	881.421	261.00	2.50e-03	11.96	0.03	3.72	0.07	0.28	38	1.21	0.04	
881.782	CH <sub>3</sub> OH	8 <sub>2</sub> -7 <sub>1</sub>	881.782	121.29	2.37e-03	11.94	0.02	4.76	0.06	0.63	35	3.28	0.05	
885.971	HCN	10-9	885.971	233.90	3.44e-02	12.56	0.01	12.24	0.03	1.09	40	14.07	0.09	
888.629	H <sub>2</sub> CO	12 <sub>2,10</sub> -11 <sub>2,9</sub>	888.629	322.37	2.07e-02	11.90	0.42	7.51	0.99	0.07	37	0.47	0.04	
891.557	HCO <sup>+</sup>	10-9	891.557	235.38	5.97e-02	11.42	0.02	5.52	0.05	1.68	38	11.66	0.07	
893.639	HDO	1 <sub>1,1</sub> -0 <sub>0,0</sub>	893.639	42.89	8.35e-03	13.42	0.08	2.47	0.18	0.10	37	0.41	0.05	
894.614	CH <sub>3</sub> OH	13 <sub>1</sub> -12 <sub>0</sub>	894.614	223.84	2.27e-03	12.49	0.02	4.44	0.05	0.57	36	2.76	0.06	
896.805	H <sub>2</sub> CO	12 <sub>1,11</sub> -11 <sub>1,10</sub>	896.805	292.48	2.17e-02	12.01	0.03	5.10	0.08	0.29	33	1.75	0.05	



Table A.1. continued.

$\nu$ GHz	Species	Transition	$\nu_{\text{rest}}$ GHz	$E_u$ K	$A_{ul}$ rad/s	$\nu_{\text{lsr}}$ km s <sup>-1</sup>	$\delta\nu_{\text{lsr}}$ km s <sup>-1</sup>	$F_{\text{WHM}}$ km s <sup>-1</sup>	$\delta F_{\text{WHM}}$ km s <sup>-1</sup>	$T_{\text{mb}}$ K	rms mK	Flux K km s <sup>-1</sup>	$\delta\text{Flux}$ K km s <sup>-1</sup>	Blend(B) / Notes
(1)	(2)	(3)	(4)	(5)	(6)	(7)	(8)	(9)	(10)	(11)	(12)	(13)	(14)	(15)
900.972	CH <sub>3</sub> OH	18 <sub>2</sub> -17 <sub>1</sub>	900.972	419.41	1.96e-03	11.65	0.09	4.10	0.22	0.08	37	0.37	0.05	
902.935	CH <sub>3</sub> OH	9 <sub>2</sub> -8 <sub>1</sub>	902.935	142.15	2.47e-03	12.36	0.02	5.24	0.05	0.45	36	2.41	0.06	
905.404	CH <sub>3</sub> OH	15 <sub>1</sub> -14 <sub>0</sub>	905.404	299.59	1.94e-03	11.90	0.06	4.81	0.14	0.17	52	0.77	0.06	
906.593	CN	8 <sub>15/2,17/2</sub> -7 <sub>13/2,15/2</sub>	906.593	195.81	8.51e-03						53			B: CN (8 <sub>15/2,13/2</sub> -7 <sub>13/2,11/2</sub> )
906.593	CN	8 <sub>15/2,13/2</sub> -7 <sub>13/2,11/2</sub>	906.593	195.81	8.34e-03						53			B: CN (8 <sub>15/2,17/2</sub> -7 <sub>13/2,15/2</sub> )
909.045	OH <sup>+</sup>	1 <sub>0,1/2</sub> -0 <sub>1,1/2</sub>	909.045	43.63	5.23e-03	8.75	0.21	3.45	0.62	-0.08	40	-0.44	0.05	
909.159	OH <sup>+</sup>	1 <sub>0,1/2</sub> -0 <sub>1,3/2</sub>	909.159	43.63	1.05e-02	9.36	0.07	2.74	0.16	-0.20	40	-0.72	0.05	
909.508	H <sub>2</sub> CO	13 <sub>1,13</sub> -12 <sub>1,12</sub>	909.508	318.23	2.28e-02	12.12	0.03	4.33	0.07	0.30	39	0.89	0.05	
909.738	CH <sub>3</sub> OH	10 <sub>2</sub> -9 <sub>1</sub>	909.738	153.63	2.38e-03	12.36	0.02	4.97	0.06	0.45	36	2.16	0.05	
910.808	CH <sub>3</sub> OH	19 <sub>0</sub> -18 <sub>0</sub>	910.808	451.94	3.45e-03	12.39	0.07	6.07	0.17	0.14	37	1.01	0.05	
911.642	CH <sub>3</sub> OH	8 <sub>4</sub> -7 <sub>3</sub>	911.642	171.46	3.89e-03	11.84	0.02	5.29	0.05	0.37	44	2.10	0.06	
912.109	CH <sub>3</sub> OH	3 <sub>3</sub> -2 <sub>2</sub>	912.109	76.64	5.85e-03	12.18	0.02	6.01	0.05	0.45	39	2.97	0.05	
914.044	CH <sub>3</sub> OH	19 <sub>1</sub> -18 <sub>1</sub>	914.044	445.37	3.49e-03	12.37	0.03	4.39	0.08	0.23	38	1.06	0.05	
915.117	CH <sub>3</sub> OH	19 <sub>0</sub> -18 <sub>0</sub>	915.117	440.09	3.51e-03	12.34	0.05	4.04	0.12	0.16	43	0.75	0.06	
916.652	CH <sub>3</sub> OH	16 <sub>0</sub> -15 <sub>1</sub>	916.652	327.63	3.49e-03	12.52	0.04	3.78	0.08	0.26	47	1.01	0.06	
917.270	CH <sub>3</sub> OH	8 <sub>3</sub> -7 <sub>2</sub>	917.270	131.28	3.52e-03	12.67	0.03	6.11	0.06	0.42	50	2.46	0.07	
918.699	CH <sub>3</sub> OH	19 <sub>2</sub> -18 <sub>2</sub>	918.699	463.50	3.49e-03	11.83	0.10	4.01	0.23	0.09	51	0.36	0.06	
921.800	CO	8-7	921.800	199.11	5.13e-05	11.27	0.02	12.91	0.05	23.56	48	248.50	0.12	
923.588	H <sub>2</sub> CO	13 <sub>0,13</sub> -12 <sub>0,12</sub>	923.588	313.69	2.39e-02	12.02	0.08	4.23	0.19	0.11	37	0.21	0.06	
924.198	CH <sub>3</sub> OH	19 <sub>1</sub> -18 <sub>1</sub>	924.198	458.76	3.61e-03	12.58	0.07	5.26	0.16	0.13	39	0.63	0.05	
926.555	CH <sub>3</sub> OH	6 <sub>4</sub> -5 <sub>3</sub>	926.555	129.09	7.85e-03						40			B: CH <sub>3</sub> OH (6 <sub>4</sub> -5 <sub>3</sub> )
926.555	CH <sub>3</sub> OH	6 <sub>4</sub> -5 <sub>3</sub>	926.555	129.09	7.85e-03						40			B: CH <sub>3</sub> OH (6 <sub>4</sub> -5 <sub>3</sub> )
926.893	CH <sub>3</sub> OH	14 <sub>3</sub> -13 <sub>2</sub>	926.893	293.47	4.20e-03	11.38	0.04	5.90	0.10	0.25	43	1.57	0.06	
929.723	CS	19-18	929.723	446.45	1.75e-02	12.50	0.43	9.64	1.02	0.12	45	0.95	0.08	
930.198	CH <sub>3</sub> OH	14 <sub>3</sub> -13 <sub>2</sub>	930.198	293.48	2.87e-03	12.25	0.05	4.19	0.12	0.22	44	0.56	0.07	
931.386	N <sub>3</sub> H <sup>+</sup>	10-9	931.386	245.89	5.56e-02	11.65	0.07	4.01	0.17	0.62	45	3.03	0.06	
933.693	CH <sub>3</sub> OH	9 <sub>2</sub> -8 <sub>1</sub>	933.693	142.19	2.73e-03	11.84	0.03	5.21	0.06	0.49	48	2.52	0.07	
937.478	CH <sub>3</sub> OH	14 <sub>1</sub> -13 <sub>0</sub>	937.478	256.02	2.64e-03	12.46	0.02	5.78	0.05	0.48	40	2.94	0.06	
947.476	CH <sub>3</sub> OH	10 <sub>2</sub> -9 <sub>1</sub>	947.476	165.35	2.78e-03	12.27	0.03	4.42	0.07	0.43	61	1.69	0.09	
948.454	H <sub>2</sub> CO	13 <sub>3,11</sub> -12 <sub>3,10</sub>	948.454	424.40	2.46e-02	12.28	0.09	4.27	0.20	0.10	50	0.51	0.07	
950.365	H <sub>2</sub> CO	13 <sub>3,10</sub> -12 <sub>3,9</sub>	950.365	424.65	2.47e-02	11.88	0.18	4.86	0.42	0.11	51	0.41	0.06	
959.346	CH <sub>3</sub> OH	11 <sub>2</sub> -10 <sub>1</sub>	959.346	179.19	2.65e-03	13.42	0.06	3.57	0.15	0.35	134	1.71	0.19	
959.901	CH <sub>3</sub> OH	9 <sub>4</sub> -8 <sub>3</sub>	959.901	192.34	4.26e-03	12.86	0.38	9.23	1.02	0.34	117	1.50	0.17	
960.471	CH <sub>3</sub> OH	4 <sub>3</sub> -3 <sub>2</sub>	960.471	85.92	5.57e-03	11.70	0.05	7.30	0.11	0.44	110	2.51	0.15	
961.635	CH <sub>3</sub> OH	20 <sub>1</sub> -19 <sub>1</sub>	961.635	491.52	4.07e-03	13.44	0.07	3.60	0.16	0.14	74	0.50	0.08	
961.777	CH <sub>3</sub> OH	17 <sub>0</sub> -16 <sub>1</sub>	961.777	366.79	4.25e-03	12.71	0.07	4.27	0.16	0.22	79	0.77	0.09	
962.848	CH <sub>3</sub> OH	20 <sub>0</sub> -19 <sub>0</sub>	962.848	486.30	4.10e-03	11.83	0.06	3.68	0.14	0.23	57	1.14	0.07	
965.448	CH <sub>3</sub> OH	9 <sub>3</sub> -8 <sub>2</sub>	965.448	152.17	3.90e-03	12.52	0.03	5.11	0.07	0.45	50	2.53	0.07	
966.507	CH <sub>3</sub> OH	20 <sub>3</sub> -19 <sub>3</sub>	966.507	537.04	6.00e-03						50			B: CH <sub>3</sub> OH (20 <sub>1</sub> -19 <sub>1</sub> )
966.515	CH <sub>3</sub> OH	20 <sub>1</sub> -19 <sub>1</sub>	966.515	508.38	6.19e-03						52			B: CH <sub>3</sub> OH (20 <sub>3</sub> -19 <sub>3</sub> )
970.199	H <sub>2</sub> CO	13 <sub>1,12</sub> -12 <sub>1,11</sub>	970.199	339.05	2.76e-02	10.78	0.31	4.87	0.72	0.14	82	0.67	0.11	
971.804	OH <sup>+</sup>	1 <sub>2,5/2</sub> -0 <sub>1,3/2</sub>	971.804	46.64	1.82e-02						108			B: OH <sup>+</sup> (1 <sub>2,3/2</sub> -0 <sub>1,1/2</sub> )
971.805	OH <sup>+</sup>	1 <sub>2,3/2</sub> -0 <sub>1,1/2</sub>	971.805	46.65	1.52e-02						107			B: OH <sup>+</sup> (1 <sub>2,5/2</sub> -0 <sub>1,3/2</sub> )

Table A.1. continued.

$\nu$ GHz	Species	Transition	$\nu_{\text{rest}}$ GHz	$E_u$ K	$A_{ul}$ rad/s	$\nu_{\text{lsr}}$ km s <sup>-1</sup>	Gaussian fit			from moments			Blend(B) / Notes	
							$\delta\nu_{\text{lsr}}$ km s <sup>-1</sup>	$\delta\nu_{\text{FWHM}}$ km s <sup>-1</sup>	$\delta\nu_{\text{FWHM}}$ km s <sup>-1</sup>	rms mK	Flux K km s <sup>-1</sup>	$\delta$ Flux K km s <sup>-1</sup>		
(1)	(2)	(3)	(4)	(5)	(6)	(7)	(8)	(9)	(10)	(11)	(12)	(13)	(14)	(15)
972.489	CH <sub>3</sub> OH	20 <sub>1-19</sub> <sub>1</sub>	972.489	505.43	4.21e-03	12.78	0.08	2.83	0.18	0.19	99	0.60	0.11	
974.462	NH	1 <sub>2,5/2,3/2-0</sub> <sub>1,3/2,1/2</sub>	974.462	46.77	5.04e-03						55			B: NH (1 <sub>2,3/2,3/2-0</sub> <sub>1,1/2,1/2</sub> )
974.471	NH	1 <sub>2,5/2,5/2-0</sub> <sub>1,3/2,3/2</sub>	974.471	46.77	5.66e-03						55			B: NH (1 <sub>2,3/2,3/2-0</sub> <sub>1,1/2,1/2</sub> )
974.475	NH	1 <sub>2,3/2,3/2-0</sub> <sub>1,1/2,1/2</sub>	974.475	46.77	3.38e-03						57			B: NH (1 <sub>2,5/2,3/2-0</sub> <sub>1,3/2,1/2</sub> )
974.478	NH	1 <sub>2,5/2,7/2-0</sub> <sub>1,3/2,5/2</sub>	974.478	46.77	6.94e-03						55			B: NH (1 <sub>2,5/2,3/2-0</sub> <sub>1,3/2,1/2</sub> )
974.479	NH	1 <sub>2,3/2,5/2-0</sub> <sub>1,1/2,3/2</sub>	974.479	46.78	6.01e-03						56			B: NH (1 <sub>2,5/2,3/2-0</sub> <sub>1,3/2,1/2</sub> )
974.487	HCN	11-10	974.487	280.67	4.59e-02						55			B: NH (1 <sub>2,5/2,3/2-0</sub> <sub>1,3/2,1/2</sub> )
974.673	CH <sub>3</sub> OH	15 <sub>3-14</sub> <sub>2</sub>	974.673	328.26	3.24e-03	11.58	0.04	2.14	0.10	0.19	57	0.70	0.06	
974.877	CH <sub>3</sub> OH	7 <sub>4-6</sub> <sub>3</sub>	974.877	145.33	8.28e-03						56			B: CH <sub>3</sub> OH (7 <sub>4-6</sub> <sub>3</sub> )
974.878	CH <sub>3</sub> OH	7 <sub>4-6</sub> <sub>3</sub>	974.878	145.33	8.28e-03						57			B: CH <sub>3</sub> OH (7 <sub>4-6</sub> <sub>3</sub> )
978.529	CS	20-19	978.529	493.42	2.04e-02						51			B: H <sub>2</sub> CO (14 <sub>1,14-13</sub> <sub>1,13</sub> )
978.592	H <sub>2</sub> O	14 <sub>1,14-13</sub> <sub>1,13</sub>	978.592	365.20	2.84e-02						56			B: CS (20-19)
979.110	CH <sub>3</sub> OH	15 <sub>3-14</sub> <sub>2</sub>	979.110	328.28	3.28e-03	12.45	0.05	4.62	0.13	0.20	53	1.08	0.07	
980.025	CH <sub>3</sub> OH	15 <sub>1-14</sub> <sub>0</sub>	980.025	290.49	3.04e-03	12.68	0.03	4.52	0.06	0.44	61	2.15	0.09	
980.636	HCO <sup>+</sup>	11-10	980.636	282.44	7.98e-02	11.44	0.02	6.14	0.06	1.23	54	9.31	0.10	
986.098	CH <sub>3</sub> OH	10 <sub>2-9</sub> <sub>1</sub>	986.098	165.40	3.13e-03	12.48	0.03	4.40	0.07	0.48	63	1.87	0.09	
987.560	C <sup>18</sup> O	9-8	987.560	237.03	6.38e-05	11.01	0.14	3.37	0.32	0.23	54	0.96	0.07	
987.927	H <sub>2</sub> O	2 <sub>0,2,0-1</sub> <sub>1,1,0</sub>	987.927	100.85	5.85e-03	12.37	0.02	16.39	0.04	4.34	72	66.59	0.18	
991.329	<sup>13</sup> CO	9-8	991.329	237.94	6.45e-05	11.32	0.02	6.92	0.04	1.82	65	11.49	0.11	
991.580	CH <sub>3</sub> OH	11 <sub>2-10</sub> <sub>1</sub>	991.580	190.87	3.12e-03	12.27	0.04	5.28	0.09	0.39	59	1.90	0.07	
991.660	H <sub>2</sub> O	14 <sub>0,14-13</sub> <sub>0,13</sub>	991.660	361.28	2.97e-02	12.21	0.19	2.46	0.45	0.11	56	0.24	0.05	
993.108	H <sub>2</sub> S	3 <sub>0,3-2</sub> <sub>1,2</sub>	993.108	102.76	3.73e-03	11.67	0.03	5.99	0.08	0.41	64	3.41	0.11	
994.217	CH <sub>3</sub> OH	5 <sub>5-4</sub> <sub>4</sub>	994.217	158.83	9.26e-03	12.18	0.06	6.32	0.14	0.17	62	0.99	0.08	
995.492	o-NH <sub>3</sub>	4 <sub>0,1-4</sub> <sub>3,1</sub>	995.492	285.60	3.87e-08	13.49	0.09	0.94	0.21	0.17	80	1.23	0.12	
997.873	CH <sub>3</sub> OH	20 <sub>2-19</sub> <sub>1</sub>	997.873	509.89	2.76e-03	12.74	0.10	6.56	0.23	0.13	68	0.72	0.07	
1002.779	H <sub>2</sub> S	3 <sub>1,3-2</sub> <sub>0,2</sub>	1002.779	102.82	3.87e-03	10.88	0.24	3.42	0.56	0.16	50	0.63	0.05	
1005.455	CH <sub>3</sub> OH	21 <sub>0-20</sub> <sub>0</sub>	1005.455	546.18	4.66e-03	14.58	0.10	0.44	0.22	0.10	64	0.46	0.07	
1005.642	CH <sub>3</sub> OH	10 <sub>4-10</sub> <sub>3</sub>	1005.642	223.65	5.06e-03	12.41	0.07	7.31	0.16	0.12	60	0.78	0.07	
1006.028	CH <sub>3</sub> OH	7 <sub>4-7</sub> <sub>3</sub>	1006.028	160.99	4.45e-03						63			B: CH <sub>3</sub> OH (6 <sub>4-6</sub> <sub>3</sub> )
1006.081	CH <sub>3</sub> OH	6 <sub>4-6</sub> <sub>3</sub>	1006.081	144.75	4.04e-03						63			B: CH <sub>3</sub> OH (7 <sub>4-7</sub> <sub>3</sub> )
1006.111	CH <sub>3</sub> OH	5 <sub>4-5</sub> <sub>3</sub>	1006.111	130.82	3.40e-03						64			B: CH <sub>3</sub> OH (7 <sub>4-7</sub> <sub>3</sub> )
1006.125	CH <sub>3</sub> OH	4 <sub>4-4</sub> <sub>3</sub>	1006.125	119.21	2.26e-03						60			B: CH <sub>3</sub> OH (7 <sub>4-7</sub> <sub>3</sub> )
1006.540	CH <sub>3</sub> OH	18 <sub>0-17</sub> <sub>1</sub>	1006.540	408.23	5.12e-03	13.49	0.06	5.14	0.13	0.25	67	1.09	0.08	
1008.139	CH <sub>3</sub> OH	10 <sub>4-9</sub> <sub>3</sub>	1008.139	215.55	4.69e-03	12.16	0.07	9.13	0.15	0.26	84	1.75	0.09	
1008.812	CH <sub>3</sub> OH	5 <sub>3-4</sub> <sub>2</sub>	1008.812	97.53	5.63e-03	11.93	0.04	4.85	0.09	0.47	79	2.02	0.12	
1009.358	CH <sub>3</sub> OH	12 <sub>2-11</sub> <sub>1</sub>	1009.358	207.08	2.91e-03	12.22	0.05	4.80	0.12	0.29	84	1.32	0.10	
1011.325	CH <sub>3</sub> OH	17 <sub>1-16</sub> <sub>0</sub>	1011.325	376.17	2.60e-03	13.22	0.07	4.04	0.17	0.15	66	0.61	0.08	
1013.563	CH <sub>3</sub> OH	10 <sub>3-9</sub> <sub>2</sub>	1013.563	175.39	4.29e-03						57			B: CH <sub>3</sub> OH (10 <sub>3-9</sub> <sub>2</sub> )
1013.563	CH <sub>3</sub> OH	10 <sub>3-9</sub> <sub>2</sub>	1013.563	175.39	4.29e-03						57			B: CH <sub>3</sub> OH (10 <sub>3-9</sub> <sub>2</sub> )
1020.720	CH <sub>3</sub> OH	21 <sub>1-20</sub> <sub>1</sub>	1020.720	554.42	4.88e-03	12.61	0.05	4.32	0.12	0.16	62	1.00	0.08	
1022.271	CH <sub>3</sub> OH	16 <sub>1-15</sub> <sub>0</sub>	1022.271	327.24	3.49e-03	12.53	0.04	5.29	0.08	0.30	86	1.76	0.10	
1022.338	CH <sub>3</sub> OH	16 <sub>3-15</sub> <sub>2</sub>	1022.338	365.37	3.67e-03	12.88	0.06	5.12	0.14	0.16	106	0.64	0.13	
1023.193	CH <sub>3</sub> OH	8 <sub>4-7</sub> <sub>3</sub>	1023.193	163.90	8.84e-03						63			B: CH <sub>3</sub> OH (8 <sub>4-7</sub> <sub>3</sub> )
1023.197	CH <sub>3</sub> OH	8 <sub>4-7</sub> <sub>3</sub>	1023.197	163.90	8.84e-03						64			B: CH <sub>3</sub> OH (8 <sub>4-7</sub> <sub>3</sub> )

Table A.1. continued.

$\nu$ GHz	Species	Transition	$\nu_{\text{rest}}$ GHz	$E_u$ K	$A_{ul}$ rad/s	$u_{\text{lsr}}$ km s $^{-1}$	$\delta u_{\text{lsr}}$ km s $^{-1}$	$FWHM$ km s $^{-1}$	$\delta FWHM$ km s $^{-1}$	$T_{\text{mb}}$ K	rms mK	Flux K km s $^{-1}$	$\delta\text{Flux}$ K km s $^{-1}$	Blend(B) / Notes
(1)	(2)	(3)	(4)	(5)	(6)	(7)	(8)	(9)	(10)	(11)	(12)	(13)	(14)	(15)
1024.443	N <sub>2</sub> H <sup>+</sup>	11-10	1024.443	295.06	7.43e-02	11.97	0.04	3.30	0.09	0.41	94	1.78	0.11	
1027.314	CS	21-20	1027.314	542.72	2.37e-02	11.04	0.45	7.50	1.08	0.15	81	0.98	0.12	
1028.180	CH <sub>3</sub> OH	16 <sub>3</sub> -15 <sub>2</sub>	1028.180	365.40	3.73e-03	13.00	0.07	8.45	0.17	0.20	79	1.42	0.11	
1032.998	OH <sup>+</sup>	1 <sub>1,1/2</sub> -0 <sub>1,1/2</sub>	1032.998	49.58	1.41e-02						70			B: OH <sup>+</sup> (1 <sub>1,3/2</sub> -0 <sub>1,1/2</sub> )
1033.004	OH <sup>+</sup>	1 <sub>1,3/2</sub> -0 <sub>1,1/2</sub>	1033.004	49.58	3.53e-03						70			B: OH <sup>+</sup> (1 <sub>1,1/2</sub> -0 <sub>1,1/2</sub> )
1033.112	OH <sup>+</sup>	1 <sub>1,1/2</sub> -0 <sub>1,3/2</sub>	1033.112	49.58	7.03e-03						74			B: OH <sup>+</sup> (1 <sub>1,3/2</sub> -0 <sub>1,3/2</sub> )
1033.119	OH <sup>+</sup>	1 <sub>1,3/2</sub> -0 <sub>1,3/2</sub>	1033.119	49.58	1.76e-02						75			B: OH <sup>+</sup> (1 <sub>1,1/2</sub> -0 <sub>1,3/2</sub> )
1035.247	CH <sub>3</sub> OH	12 <sub>2</sub> -11 <sub>1</sub>	1035.247	218.69	3.48e-03	12.07	0.06	5.07	0.15	0.28	99	1.41	0.12	
1036.912	CO	9-8	1036.912	248.88	7.33e-05	11.27	0.02	12.44	0.04	22.64	188	257.05	0.48	
1039.015	CH <sub>3</sub> OH	11 <sub>2</sub> -10 <sub>1</sub>	1039.015	190.94	3.59e-03	12.31	0.07	5.07	0.16	0.40	249	1.57	0.31	
1042.522	CH <sub>3</sub> OH	6 <sub>5</sub> -5 <sub>4</sub>	1042.522	172.76	9.19e-03	11.24	0.06	2.30	0.14	0.30	108	0.41	0.13	
1047.427	CCH	12 <sub>25/2,13</sub> -11 <sub>23/2,12</sub>	1047.427	326.85	3.81e-03						105			B: CCH (12 <sub>25/2,12</sub> -11 <sub>23/2,11</sub> )
1047.427	CCH	12 <sub>25/2,12</sub> -11 <sub>23/2,11</sub>	1047.427	326.85	3.79e-03						98			B: CCH (12 <sub>25/2,13</sub> -11 <sub>23/2,12</sub> )
1047.490	CCH	12 <sub>23/2,12</sub> -11 <sub>21/2,11</sub>	1047.490	326.88	3.79e-03						93			B: CCH (12 <sub>25/2,13</sub> -11 <sub>23/2,12</sub> )
1047.490	CCH	12 <sub>23/2,11</sub> -11 <sub>21/2,10</sub>	1047.490	326.88	3.78e-03						92			B: CCH (12 <sub>25/2,13</sub> -11 <sub>23/2,12</sub> )
1056.355	CH <sub>3</sub> OH	11 <sub>4</sub> -10 <sub>3</sub>	1056.355	241.07	5.17e-03	12.57	0.04	5.51	0.11	0.28	72	1.35	0.09	
1057.118	CH <sub>3</sub> OH	6 <sub>3</sub> -5 <sub>2</sub>	1057.118	111.46	5.86e-03	11.90	0.03	5.93	0.07	0.44	75	2.57	0.10	
1059.859	CH <sub>3</sub> OH	13 <sub>2</sub> -12 <sub>1</sub>	1059.859	237.30	3.16e-03	12.09	0.06	2.65	0.14	0.28	73	1.41	0.10	
1061.609	CH <sub>3</sub> OH	11 <sub>3</sub> -10 <sub>2</sub>	1061.609	200.92	4.72e-03	13.11	0.23	6.04	0.54	0.27	92	1.49	0.15	
1062.981	HCN	12-11	1062.981	331.69	5.98e-02	12.39	0.04	14.47	0.09	0.63	124	9.19	0.22	
1064.237	CH <sub>3</sub> OH	17 <sub>1</sub> -16 <sub>0</sub>	1064.237	366.29	3.98e-03	12.44	0.05	4.49	0.12	0.28	97	1.01	0.13	
1069.694	HCO <sup>+</sup>	12-11	1069.694	333.78	1.04e-01	11.54	0.02	5.94	0.06	0.92	56	5.86	0.07	
1069.874	CH <sub>3</sub> OH	17 <sub>3</sub> -16 <sub>2</sub>	1069.874	404.80	4.14e-03	12.86	0.06	4.01	0.15	0.14	63	0.53	0.06	
1071.505	CH <sub>3</sub> OH	9 <sub>4</sub> -8 <sub>3</sub>	1071.505	184.79	9.51e-03						65			B: CH <sub>3</sub> OH (9 <sub>4</sub> -8 <sub>3</sub> )
1071.514	CH <sub>3</sub> OH	9 <sub>4</sub> -8 <sub>3</sub>	1071.514	184.79	9.52e-03						66			B: CH <sub>3</sub> OH (9 <sub>4</sub> -8 <sub>3</sub> )
1072.837	H <sub>2</sub> S	2 <sub>2,1</sub> -1 <sub>1,0</sub>	1072.837	79.37	4.13e-03	12.33	0.14	7.48	0.33	0.31	67	2.29	0.09	
1076.834	CH <sub>3</sub> OH	5 <sub>3</sub> -4 <sub>4</sub>	1076.834	170.89	1.07e-02	12.37	0.06	3.69	0.13	0.28	87	1.01	0.12	
1077.437	CH <sub>3</sub> OH	17 <sub>3</sub> -16 <sub>2</sub>	1077.437	404.83	6.26e-03	12.68	0.28	4.80	0.67	0.16	81	0.72	0.10	
1078.477	CH <sub>3</sub> OH	13 <sub>2</sub> -12 <sub>1</sub>	1078.477	248.84	3.88e-03	12.31	0.04	5.31	0.10	0.28	80	1.27	0.10	
1090.816	CH <sub>3</sub> OH	7 <sub>5</sub> -6 <sub>4</sub>	1090.816	189.00	9.37e-03	12.40	0.08	6.75	0.18	0.16	84	1.18	0.09	
1092.463	CH <sub>3</sub> OH	12 <sub>2</sub> -11 <sub>1</sub>	1092.463	218.80	4.09e-03	11.86	0.04	4.63	0.10	0.35	90	1.66	0.10	
1095.063	CH <sub>3</sub> OH	20 <sub>0</sub> -19 <sub>1</sub>	1095.063	497.93	7.23e-03	12.40	0.08	4.12	0.18	0.15	83	0.56	0.08	
1097.365	H <sub>2</sub> O	3 <sub>1,2,0</sub> -3 <sub>0,3,0</sub>	1097.365	249.44	1.64e-02	12.66	0.02	15.63	0.04	2.17	87	32.89	0.19	
1101.350	<sup>13</sup> CO	10-9	1101.350	290.79	8.86e-05	11.34	0.02	7.95	0.04	1.26	75	9.39	0.13	
1104.547	CH <sub>3</sub> OH	12 <sub>4</sub> -11 <sub>3</sub>	1104.547	268.91	5.69e-03	12.42	0.06	4.69	0.13	0.20	92	0.95	0.10	
1105.370	CH <sub>3</sub> OH	7 <sub>3</sub> -6 <sub>2</sub>	1105.370	127.71	6.21e-03	12.43	0.04	5.05	0.09	0.43	80	1.94	0.10	
1105.944	CH <sub>3</sub> OH	18 <sub>1</sub> -17 <sub>0</sub>	1105.944	407.62	4.51e-03	13.06	0.05	3.33	0.12	0.31	85	1.14	0.10	
1109.585	CH <sub>3</sub> OH	12 <sub>3</sub> -11 <sub>2</sub>	1109.585	228.78	5.18e-03	12.74	0.23	5.21	0.55	0.28	97	1.16	0.11	
1110.941	CH <sub>3</sub> OH	14 <sub>2</sub> -13 <sub>1</sub>	1110.941	269.85	3.40e-03	12.73	0.06	4.87	0.14	0.22	93	0.96	0.10	
1113.343	H <sub>2</sub> O	1 <sub>1,1,0</sub> -0 <sub>0,0,0</sub>	1113.343	53.43	1.84e-02	12.63	0.04	20.54	0.08	3.15	94	48.58	0.22	
1115.204	H <sub>2</sub> O <sup>+</sup>	1 <sub>1,1,3/2,5/2</sub> -0 <sub>0,0,1/2,3/2</sub>	1115.204	53.52	3.10e-02	8.40	0.00	2.50	0.00	-0.22	110	-0.89	0.10	

Table A.1. continued.

$\nu$ GHz (1)	Species (2)	Transition (3)	$\nu_{\text{rest}}$ GHz (4)	$E_u$ K (5)	$A_{ul}$ rad/s (6)	$u_{\text{lsr}}$ km s <sup>-1</sup> (7)	Gaussian fit				from moments				Blend(B) / Notes (15)
							$\delta\nu_{\text{lsr}}$ km s <sup>-1</sup> (8)	$FWHM$ km s <sup>-1</sup> (9)	$\delta FWHM$ km s <sup>-1</sup> (10)	$T_{\text{mb}}$ K (11)	rms mK (12)	Flux K km s <sup>-1</sup> (13)	$\delta\text{Flux}$ K km s <sup>-1</sup> (14)		
1116.986	CH <sub>3</sub> OH	2 <sub>3,1</sub> -2 <sub>2,1</sub>	1116.986	659.32	6.41e-03	13.80	0.59	5.58	1.39	0.14	119	0.65	0.11		
1117.477	N <sub>2</sub> H <sup>+</sup>	12-11	1117.477	348.69	9.68e-02	11.78	0.06	3.48	0.13	0.35	115	1.23	0.12		
1119.813	CH <sub>3</sub> OH	10 <sub>4</sub> -9 <sub>3</sub>	1119.813	207.99	1.03e-02						122				
1119.831	CH <sub>3</sub> OH	10 <sub>4</sub> -9 <sub>3</sub>	1119.831	207.99	1.03e-02						123			B: CH <sub>3</sub> OH (10 <sub>4</sub> -9 <sub>3</sub> )	
1121.269	CH <sub>3</sub> OH	14 <sub>2</sub> -13 <sub>1</sub>	1121.269	281.29	4.30e-03	12.23	0.07	4.55	0.17	0.15	91	0.65	0.10	B: CH <sub>3</sub> OH (10 <sub>4</sub> -9 <sub>3</sub> )	
1125.143	CH <sub>3</sub> OH	6 <sub>5</sub> -5 <sub>4</sub>	1125.143	184.82	1.55e-02	12.32	0.09	10.90	0.21	0.17	99	1.00	0.12		
1146.464	CH <sub>3</sub> OH	13 <sub>2</sub> -12 <sub>1</sub>	1146.464	248.98	4.66e-03	12.56	0.06	4.31	0.15	0.38	153	1.74	0.17		
1147.415	CH <sub>3</sub> OH	19 <sub>1</sub> -18 <sub>0</sub>	1147.415	451.23	5.10e-03	14.11	0.07	4.21	0.17	0.29	165	1.00	0.19		
1151.449	HCN	13-12	1151.449	386.95	7.63e-02	12.19	0.06	13.51	0.13	0.45	152	5.43	0.24		
1151.985	CO	10-9	1151.985	304.17	1.01e-04	11.40	0.01	11.47	0.02	23.57	162	267.41	0.40		
1153.127	H <sub>2</sub> O	3 <sub>1,2,0</sub> -2 <sub>2,1,0</sub>	1153.127	249.44	2.67e-03	12.08	0.02	16.13	0.04	2.73	172	46.14	0.39		
1153.549	CH <sub>3</sub> OH	8 <sub>3</sub> -7 <sub>2</sub>	1153.549	146.28	6.64e-03	12.72	0.06	5.36	0.15	0.46	140	2.07	0.17		
1157.499	CH <sub>3</sub> OH	13 <sub>3</sub> -12 <sub>2</sub>	1157.499	258.96	5.66e-03	12.52	0.46	7.96	1.14	0.35	144	1.68	0.16		
1158.727	HCO <sup>+</sup>	13-12	1158.727	389.39	1.33e-01	12.16	0.18	7.63	0.43	0.64	154	5.12	0.20		
1162.706	CH <sub>3</sub> OH	15 <sub>2</sub> -14 <sub>1</sub>	1162.706	304.74	3.61e-03	11.58	0.39	7.87	0.92	0.28	160	0.99	0.11		
1162.912	H <sub>2</sub> O	3 <sub>2,1,0</sub> -3 <sub>1,2,0</sub>	1162.912	305.25	2.28e-02	12.91	0.03	14.45	0.07	1.31	137	18.18	0.28		
1163.624	CH <sub>3</sub> OH	15 <sub>2</sub> -14 <sub>1</sub>	1163.624	316.05	4.75e-03	13.47	0.07	3.23	0.16	0.28	136	0.80	0.14		
1168.118	CH <sub>3</sub> OH	11 <sub>4</sub> -10 <sub>3</sub>	1168.118	233.52	7.51e-03						161			B: CH <sub>3</sub> OH (11 <sub>4</sub> -10 <sub>3</sub> )	
1168.150	CH <sub>3</sub> OH	11 <sub>4</sub> -10 <sub>3</sub>	1168.150	233.52	7.51e-03						152			B: CH <sub>3</sub> OH (11 <sub>4</sub> -10 <sub>3</sub> )	
1168.452	p-NH <sub>3</sub>	2 <sub>1,0</sub> -1 <sub>1,1</sub>	1168.452	57.21	1.21e-02	13.06	0.26	8.38	0.60	0.54	148	3.35	0.20		
1173.435	CH <sub>3</sub> OH	7 <sub>5</sub> -6 <sub>4</sub>	1173.435	201.06	1.57e-02	10.30	0.08	7.77	0.19	0.38	165	1.45	0.18		
1188.672	CH <sub>3</sub> OH	20 <sub>1</sub> -19 <sub>0</sub>	1188.672	497.13	5.75e-03	12.69	0.09	4.05	0.21	0.20	151	0.84	0.15		
1199.599	CH <sub>3</sub> OH	4 <sub>4</sub> -3 <sub>3</sub>	1199.599	119.21	1.48e-02	12.58	0.19	7.28	0.45	0.33	160	2.13	0.16		
1200.855	CH <sub>3</sub> OH	14 <sub>4</sub> -13 <sub>3</sub>	1200.855	331.54	6.89e-03	12.02	0.08	4.54	0.18	0.30	160	0.94	0.15		
1201.630	CH <sub>3</sub> OH	9 <sub>3</sub> -8 <sub>2</sub>	1201.630	167.16	7.15e-03	11.89	0.06	4.04	0.13	0.58	167	1.71	0.19		
1205.368	CH <sub>3</sub> OH	14 <sub>3</sub> -13 <sub>2</sub>	1205.368	291.46	6.15e-03	13.24	0.07	3.64	0.16	0.26	153	0.96	0.14		
1211.330	<sup>13</sup> CO	11-10	1211.330	348.93	1.18e-04	11.97	0.04	9.03	0.09	1.05	176	8.77	0.28		
1214.853	o-NH <sub>3</sub>	2 <sub>0,1</sub> -1 <sub>0,0</sub>	1214.853	85.78	1.81e-02	13.79	0.04	7.57	0.08	0.91	183	5.54	0.27		
1215.246	p-NH <sub>3</sub>	2 <sub>1,1</sub> -1 <sub>1,0</sub>	1215.246	58.32	1.36e-02						195			B: CH <sub>3</sub> OH (16 <sub>2</sub> -15 <sub>1</sub> )	
1215.261	CH <sub>3</sub> OH	16 <sub>2</sub> -15 <sub>1</sub>	1215.261	341.96	5.60e-03						204			B: p-NH <sub>3</sub> (2 <sub>1,1</sub> -1 <sub>1,0</sub> )	
1216.420	CH <sub>3</sub> OH	12 <sub>4</sub> -11 <sub>3</sub>	1216.420	261.36	8.14e-03	12.11	0.07	5.62	0.18	0.34	190	1.40	0.17		
1228.789	H <sub>2</sub> O	2 <sub>2,0,0</sub> -2 <sub>1,1,0</sub>	1228.789	195.91	1.88e-02	12.93	0.04	12.80	0.09	0.77	148	10.18	0.28		
1229.740	CH <sub>3</sub> OH	21 <sub>1</sub> -20 <sub>0</sub>	1229.740	545.31	6.45e-03	11.30	0.14	2.25	0.34	0.34	160	0.90	0.14		
1232.476	HF	1-0	1232.476	59.15	2.42e-02	9.98	0.08	2.82	0.19	-0.81	195	-2.00	0.19		
1239.890	HCN	14-13	1239.890	446.45	9.55e-02	12.19	0.56	14.59	1.36	0.50	191	5.02	0.29		
1249.559	H <sup>37</sup> Cl	2 <sub>3/2</sub> -1 <sub>1/2</sub>	1249.559	89.97	4.65e-03						83			B: H <sup>37</sup> Cl (2 <sub>3/2</sub> -1 <sub>1/2</sub> )	
1249.569	H <sup>37</sup> Cl	2 <sub>3/2</sub> -1 <sub>5/2</sub>	1249.569	89.96	5.58e-04						83			B: H <sup>37</sup> Cl (2 <sub>3/2</sub> -1 <sub>1/2</sub> )	
1249.571	H <sup>37</sup> Cl	2 <sub>1/2</sub> -1 <sub>1/2</sub>	1249.571	89.97	9.30e-03						85			B: H <sup>37</sup> Cl (2 <sub>3/2</sub> -1 <sub>1/2</sub> )	
1249.573	H <sup>37</sup> Cl	2 <sub>7/2</sub> -1 <sub>5/2</sub>	1249.573	89.97	1.12e-02						83			B: H <sup>37</sup> Cl (2 <sub>3/2</sub> -1 <sub>1/2</sub> )	
1249.573	H <sup>37</sup> Cl	2 <sub>5/2</sub> -1 <sub>3/2</sub>	1249.573	89.96	7.82e-03						83			B: H <sup>37</sup> Cl (2 <sub>3/2</sub> -1 <sub>1/2</sub> )	
1249.582	H <sup>37</sup> Cl	2 <sub>3/2</sub> -1 <sub>3/2</sub>	1249.582	89.97	5.95e-03						82			B: H <sup>37</sup> Cl (2 <sub>3/2</sub> -1 <sub>1/2</sub> )	
1249.584	CH <sub>3</sub> OH	10 <sub>3</sub> -9 <sub>2</sub>	1249.584	190.37	1.14e-02						84			B: H <sup>37</sup> Cl (2 <sub>3/2</sub> -1 <sub>1/2</sub> )	
1249.595	H <sup>37</sup> Cl	2 <sub>1/2</sub> -1 <sub>3/2</sub>	1249.595	89.97	1.86e-03						84			B: H <sup>37</sup> Cl (2 <sub>3/2</sub> -1 <sub>1/2</sub> )	
1251.434	HCl	2 <sub>5/2</sub> -1 <sub>5/2</sub>	1251.434	90.10	3.36e-03						96			B: HCl (2 <sub>3/2</sub> -1 <sub>1/2</sub> )	

Table A.1. continued.

$\nu$ GHz (1)	Species (2)	Transition (3)	$\nu_{\text{rest}}$ GHz (4)	$E_u$ K (5)	$A_{ul}$ rad/s (6)	$v_{\text{lsr}}$ km s <sup>-1</sup> (7)	Gaussian fit					from moments			Blend(B) / Notes (15)
							$\delta v_{\text{lsr}}$ km s <sup>-1</sup> (8)	$FWHM$ km s <sup>-1</sup> (9)	$\delta FWHM$ km s <sup>-1</sup> (10)	$T_{\text{mb}}$ K (11)	rms mK (12)	Flux K km s <sup>-1</sup> (13)	$\delta$ Flux K km s <sup>-1</sup> (14)		
1251.434	HCl	2 <sub>3/2</sub> -1 <sub>1/2</sub>	1251.434	90.10	4.67e-03						97				B: HCl (2 <sub>5/2</sub> -1 <sub>5/2</sub> )
1251.447	HCl	2 <sub>3/2</sub> -1 <sub>5/2</sub>	1251.447	90.10	5.61e-04						96				B: HCl (2 <sub>5/2</sub> -1 <sub>5/2</sub> )
1251.450	HCl	2 <sub>1/2</sub> -1 <sub>1/2</sub>	1251.450	90.10	9.34e-03						96				B: HCl (2 <sub>5/2</sub> -1 <sub>5/2</sub> )
1251.452	HCl	2 <sub>5/2</sub> -1 <sub>3/2</sub>	1251.452	90.10	7.85e-03						96				B: HCl (2 <sub>5/2</sub> -1 <sub>5/2</sub> )
1251.464	HCl	2 <sub>3/2</sub> -1 <sub>3/2</sub>	1251.464	90.10	5.98e-03						97				B: HCl (2 <sub>5/2</sub> -1 <sub>5/2</sub> )
1251.481	HCl	2 <sub>1/2</sub> -1 <sub>3/2</sub>	1251.481	90.10	1.87e-03						94				B: HCl (2 <sub>5/2</sub> -1 <sub>5/2</sub> )
1267.014	CO	11-10	1267.014	364.97	1.34e-04	11.66	0.04	11.29	0.11	21.62	126	247.42	0.25		
1496.923	CO	13-12	1496.923	503.14	2.20e-04	12.19	0.01	12.02	0.02	15.92	209	192.13	0.44		
1541.843	CH <sub>3</sub> OH	20 <sub>2</sub> -19 <sub>1</sub>	1541.843	525.23	1.06e-02	14.84	0.05	2.56	0.11	0.58	241	1.14	0.19		
1611.794	CO	14-13	1611.794	580.50	2.74e-04	12.32	0.01	12.54	0.02	13.49	273	165.51	0.53		
1661.008	H <sub>2</sub> O	2 <sub>2,1,0</sub> -2 <sub>1,2,0</sub>	1661.008	194.10	3.06e-02	14.52	0.03	10.99	0.07	2.18	210	22.30	0.33		
1669.905	H <sub>2</sub> O	2 <sub>1,2,0</sub> -1 <sub>0,1,0</sub>	1669.905	114.38	5.60e-02	15.24	0.03	14.58	0.07	5.32	200	66.52	0.36		
1716.770	H <sub>2</sub> O	3 <sub>0,3,0</sub> -2 <sub>1,2,0</sub>	1716.770	196.77	5.06e-02	15.01	0.02	9.91	0.05	4.70	175	53.86	0.28		
1726.603	CO	15-14	1726.603	663.36	3.35e-04	13.05	0.01	12.34	0.02	10.34	221	135.76	0.40		
1760.486	<sup>13</sup> CO	16-15	1760.486	718.70	3.57e-04	16.15	0.22	3.95	0.51	0.26	172	1.15	0.17		
1763.601	p-NH <sub>3</sub>	3 <sub>1,0</sub> -2 <sub>1,1</sub>	1763.601	142.96	5.28e-02	13.83	0.15	2.13	0.36	0.40	166	3.22	0.20		
1763.823	p-NH <sub>3</sub>	3 <sub>2,0</sub> -2 <sub>2,1</sub>	1763.823	126.97	3.30e-02	13.83	0.19	2.95	0.44	0.29	169	2.05	0.18		
1834.736	OH	2 <sup>2</sup> $\Pi$ 2 <sub>1,-1,0,1</sub> -1 <sub>1,1,0,1</sub>	1834.736	269.76	2.12e-02						89				B: OH ( <sup>2</sup> $\Pi$ 2 <sub>1,-1,0,2</sub> -1 <sub>1,1,0,1</sub> )
1834.747	OH	2 <sup>2</sup> $\Pi$ 2 <sub>1,-1,0,2</sub> -1 <sub>1,1,0,1</sub>	1834.747	269.76	6.36e-02						89				B: OH ( <sup>2</sup> $\Pi$ 2 <sub>1,-1,0,1</sub> -1 <sub>1,1,0,1</sub> )
1834.750	OH	2 <sup>2</sup> $\Pi$ 2 <sub>1,-1,0,1</sub> -1 <sub>1,1,0,0</sub>	1834.750	269.76	4.24e-02						89				B: OH ( <sup>2</sup> $\Pi$ 2 <sub>1,-1,0,1</sub> -1 <sub>1,1,0,1</sub> )
1837.747	OH	2 <sup>2</sup> $\Pi$ 2 <sub>1,1,0,1</sub> -1 <sub>1,-1,0,1</sub>	1837.747	270.14	2.13e-02						85				B: OH ( <sup>2</sup> $\Pi$ 2 <sub>1,1,0,2</sub> -1 <sub>1,-1,0,1</sub> )
1837.817	OH	2 <sup>2</sup> $\Pi$ 2 <sub>1,1,0,2</sub> -1 <sub>1,-1,0,1</sub>	1837.817	270.14	6.40e-02						88				B: OH ( <sup>2</sup> $\Pi$ 2 <sub>1,1,0,1</sub> -1 <sub>1,-1,0,1</sub> )
1837.837	OH	2 <sup>2</sup> $\Pi$ 2 <sub>1,1,0,1</sub> -1 <sub>1,-1,0,0</sub>	1837.837	270.14	4.27e-02						93				B: OH ( <sup>2</sup> $\Pi$ 2 <sub>1,1,0,1</sub> -1 <sub>1,-1,0,1</sub> )
1841.346	CO	16-15	1841.346	751.73	4.05e-04	12.60	0.01	12.45	0.03	5.91	83	69.82	0.14		
1900.537	C+	3/2-1/2	1900.537	91.21	2.32e-06	9.07	0.01	2.08	0.01	11.58	94	24.14	0.06		