



HAL
open science

Model of molecular structure of the insoluble organic matter isolated from Murchison meteorite

Sylvie Derenne, François Robert

► **To cite this version:**

Sylvie Derenne, François Robert. Model of molecular structure of the insoluble organic matter isolated from Murchison meteorite. *Meteoritics and Planetary Science*, 2010, 45, pp.1461-1475. 10.1111/j.1945-5100.2010.01122.x . insu-03625641

HAL Id: insu-03625641

<https://insu.hal.science/insu-03625641v1>

Submitted on 11 Dec 2024

HAL is a multi-disciplinary open access archive for the deposit and dissemination of scientific research documents, whether they are published or not. The documents may come from teaching and research institutions in France or abroad, or from public or private research centers.

L'archive ouverte pluridisciplinaire **HAL**, est destinée au dépôt et à la diffusion de documents scientifiques de niveau recherche, publiés ou non, émanant des établissements d'enseignement et de recherche français ou étrangers, des laboratoires publics ou privés.



Distributed under a Creative Commons Attribution 4.0 International License

Model of molecular structure of the insoluble organic matter isolated from Murchison meteorite

Sylvie DERENNE^{1*} and François ROBERT²

¹BioEMCo, UMR CNRS 7618, UPMC, 4 Place Jussieu, 75252 Paris Cedex 05, France

²Laboratoire de Minéralogie et Cosmochimie du Muséum (LMCM), UMR-7202 CNRS-INSU, Museum National d'Histoire Naturelle, 61 rue Buffon, 75231 Paris Cedex 05, France

*Corresponding author. E-mail: sylvie.derenne@upmc.fr

(Received 10 May 2010; revision accepted 28 July 2010)

Abstract—The molecular structure of the insoluble organic matter (IOM) from Murchison meteorite has been investigated by our group for several years using a large set of analytical methods including various spectroscopies (Fourier transform infrared spectroscopy, nuclear magnetic resonance, electron paramagnetic resonance, X-ray absorption near-edge spectroscopy), high resolution electron microscopy, and thermal (pyrolyses in the presence or not of tetramethylammonium hydroxide) and chemical (RuO₄ oxidation) degradations. Taken together, these techniques provided a wealth of qualitative and quantitative information, from which we derived 11 elemental and molecular parameters on the same IOM residue. In addition to the basic elemental composition, these parameters describe the distribution of the different types of carbon, nitrogen, and sulfur atoms as well as the size of the polyaromatic units. For this molecular structure, we therefore propose a model which fits with these 11 molecular quantitative parameters. Several cosmochemical implications are derived from this structure. Based on the fact that aromatic moieties are highly substituted and aliphatic chains highly branched, it can be anticipated that the synthesis of this IOM occurred through successive additions of single carbon units in the gas-phase ending by a spontaneous cyclization for chain length ≥ 7 C. As a whole, these observations favor an organosynthesis in the solar T-Tauri disk.

INTRODUCTION

Carbonaceous chondrites are known to contain substantial amounts (up to 4%) of organic matter, most of which occurs as insoluble organic matter (IOM). Numerous studies performed since the 1970s aimed at deciphering the chemical structure of this IOM, mostly in the Murchison meteorite. Indeed, a precise knowledge of the structure of the organic macromolecule contains irreplaceable information that traces its mechanisms of synthesis and its conditions of formation. During the last 10 yr, we have participated in this work, with the aim of reconstructing the overall molecular structure of Murchison IOM. This led us to propose a preliminary model (Rémusat et al. 2007). The latter was qualitative and limited to a small number of moieties and as mentioned by the authors themselves “to draw a molecular model should be the goal of a future work.”

The main weakness of this model structure appears to be the large size of the aromatic units, which turns out to be impossible to balance with short aliphatic chains as required by molecular parameters. In this article, we propose such a more complete modeled structure that takes into account all these parameters.

The IOM, which constitutes more than 75 wt% of the bulk organic matter, is isolated from the bulk rock through water and solvent extractions to remove soluble organic compounds and successive HF/HCl treatments to dissolve most of the mineral matrix. Such acid treatments are known not to alter the IOM (Durand and Nicaise 1980). Acid insoluble residues are enriched in IOM but contain inorganic material mainly consisting of natural oxides, sulfides, and chlorides according to X-ray diffraction.

The chemical structure of IOM isolated from Murchison has been studied by both destructive and nondestructive methods. The former include thermal

and chemical degradations followed by gas chromatography/mass spectrometry (GC/MS) (Studier et al. 1972; Lévy et al. 1973; Hayatsu et al. 1977, 1980, 1983; De Vries et al. 1993; Komiya and Shimoyama 1996; Sephton et al. 1998, 2000, 2004; Remusat et al. 2005a, 2005b; Huang et al. 2007; Yabuta et al. 2007) and the latter contain mainly spectroscopic techniques (nuclear magnetic resonance [NMR], Fourier transform infrared [FTIR] spectroscopy, X-ray absorption near-edge spectroscopy [XANES], and electron paramagnetic resonance [EPR]) along with high-resolution transmission electron microscopy (HRTEM) (Cronin et al. 1987; Ehrenfreund et al. 1992; Gardinier et al. 2000; Cody et al. 2002, 2008; Cody and Alexander 2005; Binet et al. 2002, 2004a, 2004b; Derenne et al. 2002, 2005; Yabuta et al. 2005; Wirick et al. 2006). Although each technique alone cannot provide definite information on the chemical structure of such a complex material, the combination of the results can be used to reconstruct the molecular structure of the IOM. However, quantitative data are key parameters to build up such a model and to assess its validity. Therefore, we will only use the studies reporting such parameters to construct the model, and our qualitative observations will be used to support discussions. It is also important to note that variations in the bulk elemental compositions were reported in the literature (probably depending on the isolation procedures of the acid residues). To overcome this analytical bias, all the quantitative parameters used in the present work were obtained on the same residue, which contained 19% mineral matter (Gardinier et al. 2000).

The details of this structure reveal information of the conditions of the formation in space of the IOM. Therefore, the last section of the article discusses the possible organosynthetic pathways in the cosmochemical context of the formation of the solar system.

MODELING THE CHEMICAL STRUCTURE OF THE IOM

Analytical Constraints

Analytical methods including spectroscopic, microscopic, and degradation techniques were used to determine the analytical constraints that are discussed below. Experimental conditions for these methods were described in detail in the source papers; they are only briefly reported in the Appendix.

Aromatic Moieties

The elemental composition of the IOM isolated from Murchison points to a rather high aromaticity

with hydrogen to carbon atomic ratios around 0.7 (Gardinier et al. 2000).

The aromatic nature of the IOM from Murchison was further evidenced by the occurrence of an intense band at 1600 cm^{-1} in its FTIR spectrum (Gardinier et al. 2000) and of a strong absorption at 285.5 eV in C-XANES, corresponding to the $1s\text{-}\Pi^*$ transition of the aromatic carbons as in polyaromatic hydrocarbons (Derenne et al. 2002; Wirick et al. 2006; Cody et al. 2008). Moreover, a strong aromaticity was inferred from the pioneer solid-state ^{13}C NMR study, the Murchison IOM spectrum being dominated by a peak around 130 ppm in the (Cronin et al. 1987). Extensive CP/MAS ^{13}C NMR studies using variable contact time and IRCP sequence (Gardinier et al. 2000) and interrupted decoupling experiments (Cody et al. 2002) revealed that most of these aromatic carbons were nonprotonated, thus leading to two hypotheses: the polyaromatic units are either very large (hence a large number of nonprotonated core carbons) or, if smaller, they must be highly substituted. The HRTEM and EPR results reported below clearly support the second assumption.

In HRTEM, aromatic layers appear as fringes. Such layers can be isolated or stacked together to form coherent domains. Image analysis was developed to derive semiquantitative data from the HRTEM images (Rouzaud and Clinard 2002). In Murchison IOM, the distribution of the fringe lengths indicates that the aromatic layers in the meteorites are of rather small size, most of them exhibiting diameter between 0.25 and 1 nm, i.e., 1–4 ring large, the average values corresponding to two to three rings (Derenne et al. 2005). In addition, a relatively low level of organization is inferred from the rather high contribution of isolated fringes (65%). This is confirmed when coherent domains are considered as more than 70% of them are made up with only two stacked layers, nearly 30% comprising three layers. Finally, the average interlayer spacing is of 0.49 nm, i.e., far from graphite (0.3354 nm).

The occurrence of aromatic moieties was also inferred from chemical degradation studies, especially oxidations using trifluoroacetic acid, nitric acid, potassium dichromate, cupric oxide, or ruthenium tetroxide as reagents (Hayatsu et al. 1977, 1980; Remusat et al. 2005a, 2005b). However, the formation of benzene hexa- and tetracarboxylic acids was first considered to reveal the occurrence of highly condensed polyaromatic units (Hayatsu et al. 1977), but this interpretation was revisited (Hayatsu and Anders 1981). Indeed, the high degree of carboxylation of the aromatic oxidation products is also consistent with a high degree of substitution of the initial aromatic units. More recently, RuO_4 oxidation products pointed to less

condensed aromatic units in Murchison IOM than in high rank coals (Remusat et al. 2005a, 2005b). One- to four-ring aromatic products are extensively generated during pyrolyses with a lower abundance of the larger compounds (Studier et al. 1972; Hayatsu et al. 1977; Komiya and Shimoyama 1996; Sephton et al. 1998, 2000; Remusat et al. 2005b; Yabuta et al. 2007). As demonstrated by the above spectroscopic data, these aromatics are pre-existing in the IOM and thus are not mainly derived from secondary aromatization upon pyrolyses. Although the larger aromatics are the more difficult to detect upon GC/MS, the decrease of the abundance of the aromatic products when their size increases is consistent with the small size of the polyaromatic units derived from HRTEM. In addition, the presence of polyaromatic units containing pentagonal rings such as indene or acenaphthene was reported in several pyrolytic studies (Komiya and Shimoyama 1996; Sephton et al. 2000; Remusat et al. 2005b) and especially in Yabuta et al. (2007) although no quantification was performed and hence no relative abundance can be assessed for these compounds.

Aliphatic Linkages

Fourier transform infrared and ^{13}C NMR show that aliphatic carbons contribute along with aromatic ones to the molecular structure of the IOM. Based on the CH_2 to CH_3 ratio, both techniques point to a high branching level in the aliphatic chains (Ehrenfreund et al. 1992; Gardinier et al. 2000). A number of chemical degradations were performed on Murchison IOM as far back as 1977 using a wide range of reagents such as trifluoroacetic acid, nitric acid, dichromate, copper oxide, and ruthenium tetroxide (Hayatsu et al. 1977, 1980; Remusat et al. 2005a, 2005b). Nitric acid did not yield any aliphatic acid but benzene polycarboxylic acids with up to three carboxylic groups (Hayatsu et al. 1977). Oxidation with dichromate mainly resulted in the formation of aromatic acids, but small amounts of aliphatic diacids (C_3 – C_5) and monoacids (C_3 – C_7) were also identified (Hayatsu et al. 1977), the diacids being also detected upon copper oxide oxidation (Hayatsu et al. 1980). Diacids were supposed to be derived from hydroaromatics with five- to six-membered rings (Hayatsu et al. 1977). In contrast, monoacids were considered to represent alkyl substituents or bridging groups between aromatic units. However, it was mentioned that acids lower than propionic were probably lost and that those with more than seven carbon atoms may have escaped detection due to their low-intensity molecular ion (Hayatsu et al. 1977). Trifluoroacetic acid also led to the formation of small amounts of aliphatic compounds (alkanes and alkenes, the latter being dominant), but their origin was

not clear. As a result, little information on the aliphatic linkages can be derived from these chemical degradations.

In contrast, ruthenium tetroxide is a mild and selective oxidizing agent that preferentially destroys aromatic rings converting them into CO_2 . The aliphatic and acyclic structures released appear as carboxylic acids. These carboxylic functional groups mark either points of attachment in the kerogen or positions of labile functional groups, such as carbon–carbon double bonds and ether links (Stock and Wang 1986). This method was shown to be especially efficient to investigate the aliphatic structures in kerogens (Boucher et al. 1990). This oxidation reveals the short length of the chains (less than three carbons for side chains born by aromatic moieties and from two to seven carbons for aliphatic bridges between aromatic units) (Remusat et al. 2005a, 2005b; Huang et al. 2007). The short length of these chains is consistent with the lack of *n*-alkane/*n*-alk-1-ene doublets upon pyrolysis GC-MS as they are usually detected for carbon numbers higher than eight. However, when gases released upon pyrolysis are studied, alkanes and alkenes from methane to C_4 -compounds are indeed identified (Remusat et al. 2005b). Aliphatic linkages released through RuO_4 oxidation also exhibit a high branching level, with substitution by methyl or ethyl groups. These substitutions are randomized as there is an isomeric diversity. Moreover, the occurrence of aliphatic chains linking several aromatic units (Remusat et al. 2005a, 2005b) is consistent with the high degree of cross-linking evidenced by solid-state ^{13}C NMR.

Oxygen Localization

Besides carbon and hydrogen, oxygen is the most abundant element of the IOM. Spectroscopic analyses reveal several forms of oxygen-containing functional groups. Indeed, C-XANES spectra exhibit a strong absorption at 288.9 eV (Wirick et al. 2006). $1s\text{-}\pi^*$ transition of carbons in carbonyl groups is known to occur at approximately 289 eV but C–H* resonances typical of sp^3 -coordinated carbons with a high content of hydrogen have been reported at 289.2 eV. The XANES peak in the meteorite spectra thus suggests the presence of oxygen-containing functions. Solid-state ^{13}C NMR confirmed the presence of low amounts of carbonyl groups (resonance at 200 ppm) and revealed substantial amounts of carbon linked to oxygen (as in ether or aliphatic alcohols, at 55 ppm) and involved in carboxylic groups (acids and/or esters, around 168 ppm) (Gardinier et al. 2000; Cody et al. 2002). The presence of these groups is further supported by a high yield in CO_2 and CO upon vacuum pyrolysis of the IOM. The production of these gases reflects

Table 1. Summary of the chemical and molecular parameters of Murchison IOM used to model the chemical structure.

Parameter	Experimental value	Analytical techniques	Other literature data
1 Aliphatic CH ₂ /aliphatic CH ₃	2.0 ± 0.2 ^[1]	¹³ C NMR, FTIR	1.57–1.79 ^[2]
2 Nonprotonated aromatic C/protonated aromatic C	2.80 ± 0.28 ^[1]	¹³ C NMR	2.33 ^[2] ; 1.86–2.70 ^[3]
3 Aromatic C/aliphatic C	3.0 ± 0.3 ^[1]	¹³ C NMR	2.76 ^[2] ; 3.08–3.28 ^[3] ; 1.82–2.17 ^[4]
4 Acid C/total C	0.070 ± 0.014 ^[1]	¹³ C NMR	0.074 ^[2]
5 Thiophenic S/aliphatic S	3.17 ± 0.31 ^[5]	S-XANES	
6 N as nitriles/total N	0.15 ± 0.05 ^{a[5]}	¹⁵ N NMR	
7 Average number of rings (2-D)	2.3 ± 0.3 ^[6]	HRTEM	
8 H/C	0.70 ± 0.04 ^[1]	Elemental analysis	0.70 ^[7–9] ; 0.71 ^[10] ; 0.38 ^[11] , 0.52 ^[12] , 0.48 ^[13] ; 0.53 ^[14]
9 O/C	0.22 ± 0.02 ^[15]	Elemental analysis	0.16 ^{b[7]} ; 0.12 ^[10, 13] ; 0.25 ^[14]
10 N/C	0.03 ± 0.006 ^[5]	Elemental analysis	0.031 ^[7] ; 0.027 ^[10, 16] ; 0.015 ^[12] , 0.012 ^[13] ; 0.034 ^[8] ; 0.044 ^[17] ; 0.029 ^[14] ; 0.035 ^[18] ; 0.039 ^[9]
11 S/C		Elemental analysis	0.021 ^[10, 13]
Small aromatic units		EPR, ¹³ C NMR, HRTEM	
Short chains		¹³ C NMR, oxidation-GC-MS	
Highly branched aliphatics		FTIR, ¹³ C NMR, oxidation-GC-MS	
Highly substituted aromatics		FTIR, ¹³ C NMR, pyrolysis GC-MS	

Note: NMR = nuclear magnetic resonance; FTIR = Fourier transform infrared; XANES = X-ray absorption near-edge spectroscopy; HRTEM = high-resolution transmission electron microscopy; EPR = electron paramagnetic resonance; GC-MS = gas chromatography–mass spectrometry.

[1] Gardinier et al. (2000); [2] Cody et al. (2002); [3] Cody and Alexander (2005); [4] Yabuta et al. (2005); [5] Remusat et al. (2005b); [6] Derenne et al. (2005); [7] Hayatsu et al. (1977); [8] Komiya and Shimoyama (1996); [9] Yabuta et al. (2005); [10] Hayatsu and Anders (1981); [11] Robert and Epstein (1982); [12] Kerridge et al. (1987); [13] Zinner et al. (1988); [14] Cody et al. (2002); [15] Binet et al. (2002); [16] Alexander et al. (1998); [17] Pearson et al. (2000); [18] Sephton et al. (2003).

^aValue determined for Orgueil insoluble organic matter (IOM).

^bCalculated by difference.

decarboxylation and decarbonylation reactions which take place upon heating (Remusat et al. 2005b). Oxygen-containing nongaseous pyrolysis products were also identified; in addition to phenol, they comprise various aromatic ketones. These products support the presence of phenolic ethers that were previously suggested based on CuO oxidation (Hayatsu et al. 1977) or hydrous pyrolysis (Sephton et al. 1998) although in the latter experiments, the oxygen atom might have originated from the reagent. However, as pyrolysis polar products are poorly detected using an apolar column in GC/MS, a specific method was developed: the pyrolysis in the presence of tetramethylammonium hydroxide (Challinor 1989).

Tetramethylammonium hydroxide is both a base and a methylating agent, cleavage of polar bonds is enhanced and pyrolysis products are methylated in situ. Using this technique, aromatic acid methyl esters were identified along with dimethyl esters of short-chain diacids, thus revealing the presence of ester linkages between aromatic moieties (Remusat et al. 2005b).

When aliphatic linkages are considered, the most precise information on oxygen groups was provided by RuO₄ oxidation which released hydroxy- and carboxy esters, thus showing that ether and ester functional groups occur within these linkages (Remusat et al. 2005a, 2005b).

Sulfur Speciation

A number of sulfur-containing products are released upon pyrolysis of the Murchison IOM (Lévy et al. 1973; Komiya and Shimoyama 1996) in agreement with a substantial sulfur content in the IOM. This content largely varies in literature (Table 1). This probably reflects that, depending on the isolation procedure, elemental sulfur (S₈) is more or less eliminated. In the present model, we used the organic sulfur content determined by Hayatsu and Anders (1981).

All the sulfur-containing pyrolysis products comprise thiophene rings, but these rings can either be pre-existing or formed upon pyrolysis (Remusat et al. 2005b). To investigate this question, K-edge sulfur

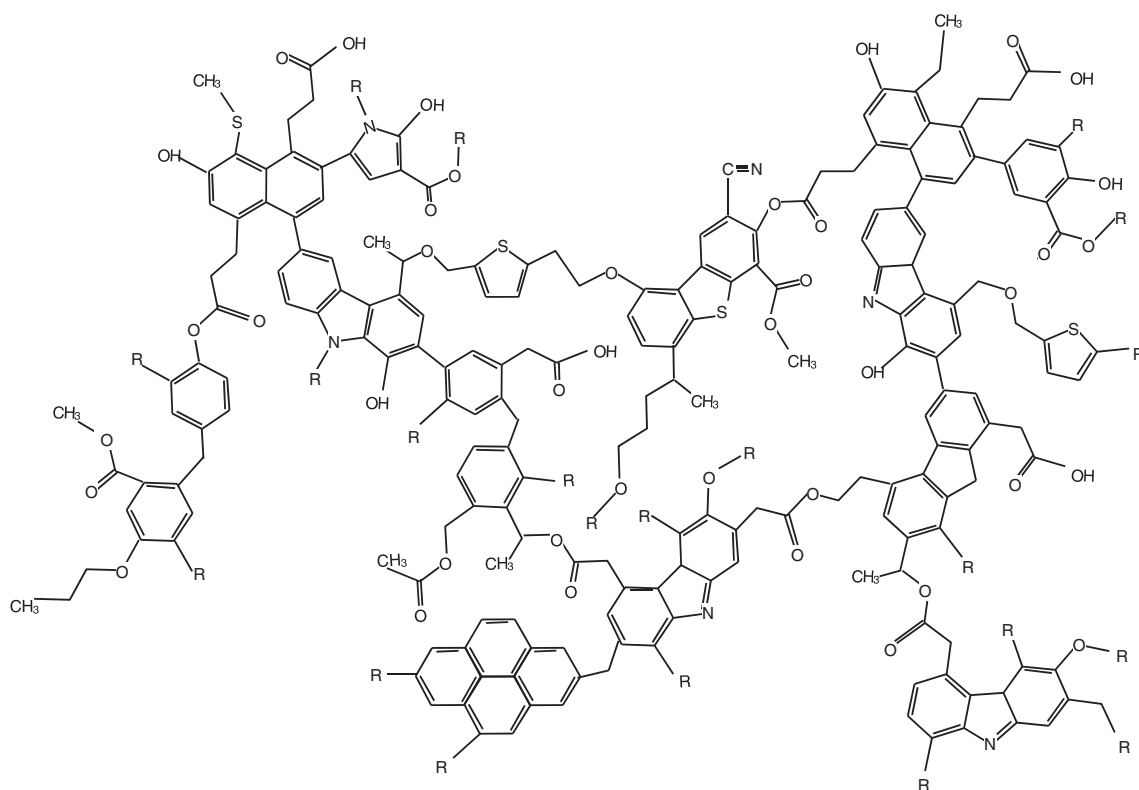


Fig. 1. Model of molecular structure of the insoluble organic matter of Murchison built from measured elemental and molecular parameters (cf. Fig. 2). R stands for an organic moiety.

XANES was performed on Murchison IOM revealing only 24% of the organic sulfur in thiophenes, the remaining 76% being in aliphatic sulfides (Derenne et al. 2002; Remusat et al. 2005b).

Nitrogen Speciation

Among heteroelements, nitrogen was also shown to occur in the IOM. A low amount of only one nitrogen-containing product, namely benzonitrile, could be detected in the pyrolysate from Murchison. The use of tetramethylammonium hydroxide did not improve such detection pointing to the lack (or at most very low contribution) of polar N-containing functions such as amide or amine. This was confirmed by solid-state ^{15}N NMR on Orgueil IOM which revealed that nitrogen is mainly involved in heterocyclic units such as pyrroles. It must be noted that Orgueil led to the same results as Murchison when nitrogen products are considered. The lack of amide/amine functions was confirmed for Orgueil by solid-state ^{15}N NMR. The conclusions derived from Orgueil on nitrogen speciation probably also holds for Murchison. The high thermal stability of these structures is in agreement with the lack of N-containing pyrolysis products and the release of N_2 only at high temperatures (900 °C) (Remusat et al. 2005b). A low contribution of nitrile groups can be put

forward from the NMR spectrum of Orgueil IOM with a [Pyrrole N] to [Nitrile N] ratio being of approximately 5. No other occurrence for N (amide or amine) was detected with a detection limit of 5% relative to total N in the IOM.

Statistical Model of the IOM Structure

Taken together, the results derived from the different techniques described above led to a set of parameters that we used to build a model of molecular structure of the IOM. The 11 quantitative parameters that have been used are reported in Table 1. In this Table, for comparative purposes, we also report literature values of the same parameters obtained through elemental analysis and NMR on Murchison IOM samples isolated by other laboratories. The resulting structure (Fig. 1) accounts for molecular units (atoms or functional groups) whose abundance is higher than 3%. As a result, rare molecular occurrences are ignored to limit the structure around ≈ 200 carbon atoms. This does not affect the overall structure within the error bars assigned to each parameter. The adjustment between modeled and measured parameters is reported in Fig. 2, which shows that within $\pm 10\%$ the model fits all available data.

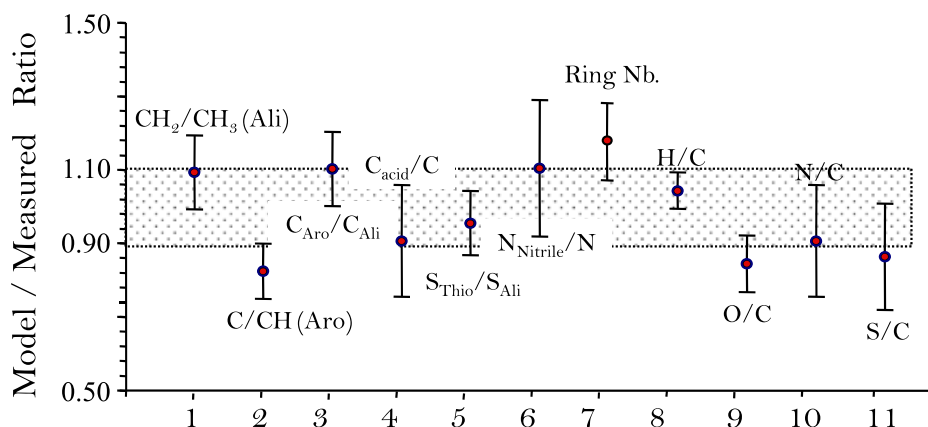


Fig. 2. Ratio of the values for the elemental and molecular parameters listed in Table 1 calculated from the modeled structure in Fig. 1 to those experimentally measured in the insoluble organic matter of Murchison.

It is worth noting that the quantitative data published in the literature on Murchison residues (Table 1) agree rather well with the presently used parameters. In particular, the fraction of aliphatic hydrogen was calculated as 0.70–0.74 by Cody and Alexander (2005) based on their ¹H NMR data. We have recalculated this parameter from the present model and obtain a value of 0.68 in good agreement with the aforementioned experimental value.

The present structure (Fig. 1) should be regarded as a statistical model and not as a unique solution that fits the measured parameters. Minor qualitative modifications such as position isomerism would also yield an acceptable structure. Note also that, because of its small size, this modeled structure cannot account for the large diversity of the products identified in pyrolysis and oxidation experiments.

Although the meteoritic IOM has been compared with terrestrial kerogens for a long time, it must be noted that the modeled structure is sharply different from what has been reported for kerogens and coals (Behar and Vandenbroucke 1986). Indeed, when immature terrestrial samples are considered, they contain long aliphatic chains with a low branching level in agreement with their biological origin. Such long aliphatic chains do not contribute to the IOM of meteorites. An increase in maturity in terrestrial samples induces the release of these chains hence not only an increase in aromaticity but also an increase in the size of aromatic moieties due to thermal annealing. In Orgueil, Murchison, and Tagish Lake meteorites, the size of the aromatic moieties remains small even when the aromaticity increases (Derenne et al. 2006). This is likely a consequence of the level of substitution which strongly differs between terrestrial materials and meteorites.

COSMOCHEMICAL IMPLICATIONS

This section is based on several specific features of the IOM. They are highlighted in Fig. 3 in so-called “regions of interest” (ROI noted I–V) of the modeled chemical structure.

Organics in Space

Organic molecules are found in a large diversity of astronomical environments (van Dishoeck and Blake 1998; Ehrenfreund and Charnley 2000). They are detected in stellar atmospheres, in dense and cool interstellar molecular clouds, and in circum-stellar disks associated with star formations. This organic matter comprises both a gaseous and a solid phase of nanometer dust particles (10–500 nm). In addition to the information derived from spectroscopy (temperature, density, and molecular species), theoretical simulations provide also a probe to the physical conditions where these molecules are formed because the rates of chemical reactions depend on time, temperature, and densities (Herbst and Millar 2008).

From the ISM to the T-Tauri Phase of the Sun

Sun-like stars form from the collapse of cold and dense “prestellar cores” ($n_{\text{H}} \approx 10^6 \text{ cm}^{-3}$, $T \approx 10 \text{ K}$) that hold a complex distribution of numerous organic species and dust. The populations of dust with their icy mantles are a vast reservoir of organic species. The resulting core becomes opaque and forms a so-called YSO (young stellar object) where the warm inner envelopes are heated by the central protostar ($n_{\text{H}} \approx 10^{7-8} \text{ cm}^{-3}$, $T \approx 100 \text{ K}$) and where a complex organic chemistry is sometimes also observed (Ceccarelli and Dominik 2005). Much of this matter is blown away

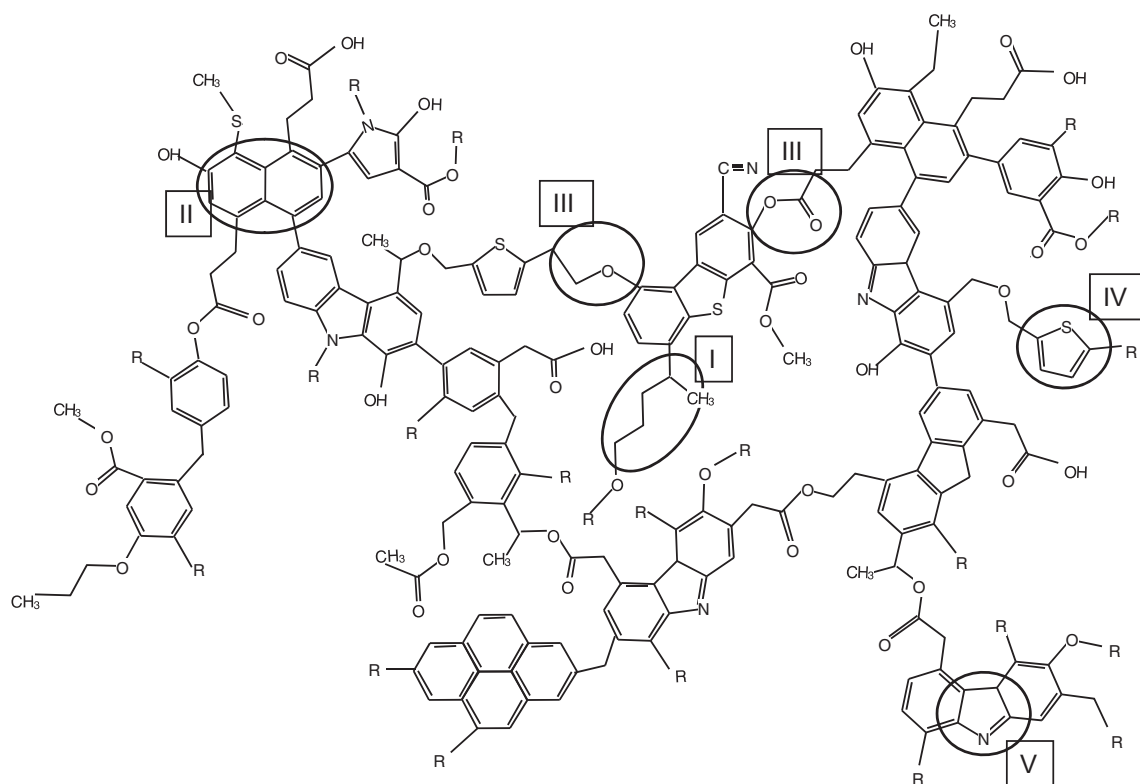


Fig. 3. Model of molecular structure of the insoluble organic matter of Murchison highlighting the region of interest discussed in the Cosmochemical Implications section. ROI I shows the aliphatic linkages, ROI II the aromatic moieties, ROI III the oxygenated functions, ROI IV the S-containing functions, and ROI V the N-containing ones.

and the newly born star starts its life as a T-Tauri star encircled by a dense protoplanetary disk. The average disk temperature is around 100 K, whereas the central regions, close to the star, where the telluric planets and the chondritic planetesimals formed, reach the vaporization temperature of refractory silicates and oxides (up to 2000 K) (Dullemond et al. 2002; Siebenmorgen and Krugel 2010).

As is obvious from this brief description, a profound evolution of the organic species can take place at each of the different stages of the formation of our own solar system (Herbst and van Dishoeck 2009). In this respect, the challenge of organic cosmochemistry is to provide a link between astronomical and chondritic observations.

In prestellar cores, the gas-phase chemistry is triggered by the presence of H_2 . If the temperature exceeds the sublimation temperature of CH_4 or CO condensed on grains, chains of ion-molecule reactions starting with H_3^+ formed via $H_2 + H_2^+ \rightarrow H_3^+ + H$, lead to a variety of complex organic molecular ions (Woodall et al. 2008). As a result of the processes involved in this type of ionic chemistry, organic molecules produced in the gas phase are mainly hydrogen-poor (Herbst and Millar 2008) and can form long carbon chains. The situation is different on grains.

On grains, solid CO can be hydrogenated via reactions involving atomic hydrogen and producing CH_3CO , CH_3CHO , C_2H_5OH among others (Charnley 2001). These molecules are released in the gas phase when the temperature allows the sublimation of grains, i.e., during the formation of YSOs.

Little is known about the gaseous organic fraction in the T-Tauri disks because of the observational difficulties linked to these small astronomical objects (the radius of these disks is commensurable with the present-day solar system dimensions). Most of our knowledge about this fraction comes from the study of the volatile organic molecules outgassed from comets (Bockelée-Morvan et al. 2004). They are the parent species evaporated from the icy core of the comets. A robust correlation in the relative abundances is found between these cometary species and interstellar molecules, demonstrating that the volatile fraction observed in the parent cores of T-Tauri disk is incorporated into the solar system bodies that were formed at temperatures down to 30 K.

Polycyclic Aromatic Hydrocarbons

Because their small sizes allow them to be heated to high temperatures, the polycyclic aromatic hydrocarbons

(PAHs) were first proposed as the carriers of the aromatic IR bands observed in the diffuse interstellar medium (ISM). Based on the IR features of these PAHs, their carriers were attributed to a compound comprising at least hundreds of carbon atoms. Although most models conclude that astronomical PAH consist of 50 carbon atoms on average, i.e., ≈ 20 aromatic rings (Pendleton and Allamandola 2002; Visser et al. 2007; Tielens 2008), the size of aromatic moieties in interstellar space remains an open issue (Kwok 2004). For example, quenched carbonaceous composites were produced by heating CH_4 up to 3000 K followed by a rapid expansion into a vacuum chamber and condensation at room temperature (Sakata et al. 1987). The mass spectrometry of the resultant material suggests that most of their aromatic components have only one to two rings, i.e., 10 carbon atoms. Although it is not yet certain what material gives the best approximation for the interstellar carbonaceous dust (Kwok 2004), it is clear that it includes both aromatic and aliphatic components.

In T-Tauri disks, the IR emission feature is attributed to the presence of 100 C-atom PAHs having a 1/1 mixture of neutral and ionized molecules. The variations in the relative abundances of the PAHs are due to their photodissociation caused by the intense ultraviolet (UV) radiation field caused to the central star (Ehrenfreund et al. 2006; Visser et al. 2007). The lack of detection of these PAHs in different disks is attributed to the low efficiency of visible photons exciting PAHs but not to their absence in the disk. The organic composition of the solar T-Tauri disk is now better known from the analyses of the samples returned from The Stardust space mission (Sandford et al. 2006). In Stardust samples, many organic species are PAHs with typical size much smaller than those from the interstellar space, i.e., a few aromatic rings.

The PAHs observed in disks are not attributed to an in situ formation process after the collapse and main infall phases; they are considered interstellar products. Indeed, the formation and growth of PAHs in a disk would require (1) high temperatures (approximately 1000 K), (2) high density, (3) high abundance in the aromatic ring precursors—presumably acetylene? (Frenklach and Feigelson 1989; Cherchneff and Barker 1992) and (4) for the smallest PAHs, a low UV radiation field to prevent their rapid photodissociation. However, experimental simulations have shown that (Nuth et al. 2008), at temperatures between 500 and 900 K, a carbonaceous coating is formed on grain surfaces via Fischer-Tropsch type reactions by self-perpetuating catalytic reactions. The macromolecular structures of this coating resemble those found in the presently modeled chondritic IOM, suggesting in turn that T-

Tauri disks are able to produce fairly large quantities of the precursors of the IOM.

In most T-Tauri disk models, these conditions correspond to regions close to the central star (< 0.1 AU) and it is unlikely that this in situ production of PAHs affects the interstellar PAH population observed at larger radii in the disk (Visser et al. 2007). This conclusion has been reached by a detailed study of the destruction rates of PAHs by UV photons, in T-Tauri disks (Siebenmorgen and Krugel 2010).

Comparison With the ISM

The “Universal IR Spectrum” Around 3.3 μm

The structure reported in Fig. 1 yields the spectrum observed around 3.3 μm in the diffuse ISM (galactic and extra-galactic; Pendleton and Allamandola 2002). Such a spectrum is peculiar in the sense that the $-\text{CH}_2/-\text{CH}_3$ ratio in aliphatics is close to 2 (Ehrenfreund et al. 1991, 1992). In Murchison, this ratio measured through NMR is 2 (Gardinier et al. 2000). These values are much lower than those found in terrestrial kerogens where long chains—with $[\text{CH}_2/\text{CH}_3] > 10$ —occur within the macromolecule. As highlighted as ROI I in Fig. 3, this ratio results from the combination of two features: aliphatic chains are short and highly branched. The low value of this ratio results from the statistical combination of C and H in short aliphatic chains exhibiting all its possible isomers. For example, a single chain of five carbons attached to a unit has a CH_2/CH_3 ratio of 4/1, whereas the same chain with five carbons exhibiting all the possible isomers has a CH_2/CH_3 ratio of 3/2. Such a tendency for the CH_2/CH_3 ratio to decrease through isomerization is a general rule. It can thus be stated that the low $-\text{CH}_2/-\text{CH}_3$ ratio of the extraterrestrial organic matter is a direct consequence of the random distribution of C and H in aliphatic chains. This distribution is a signature for the absence of biochemical activity governing the chain elongation mechanism. This statement applies to both the solar and the interstellar organosynthesis.

Aromatic–Aliphatic Relationship

Spectroscopic and microscopic data on IOM revealed that aromatic moieties comprise a relatively low proportion of protonated carbons thus suggesting that they are highly substituted. It can be reasonably assumed that aromatic moieties in such materials are derived from cyclization and aromatization of linear chains. As a result, the more branched the linear chains, the more substituted the aromatic rings. The high branching level in the aliphatic units is therefore fully consistent with the low level of protonation of the

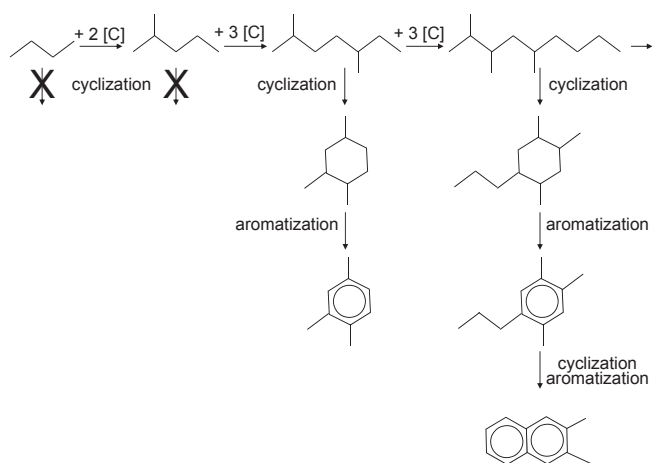


Fig. 4. Illustration of a possible formation pathway of aromatic moieties in the gas phase. The starting drawing accounts for an ion or radical with four carbon atoms. H atoms are not indicated for the sake of clarity. Such a scheme does not take into account heteroelements.

aromatic moieties. These specificities give a basis for a model of organic synthesis in space: the insoluble matter would result from a statistical combination of all possible bonds involving CH_3 , CH_2 , and CH radicals in the gas phase, producing both aliphatic and aromatic moieties. Such free organic radicals would be the result of energetic radiations such as cosmic rays or UVs. In such a model, the organic synthesis would take place by successive addition of single-carbon units as previously suggested by Herbst (2001) through two potential mechanisms (insertion of carbon or radiative association). Such an elongation process would end by a spontaneous cyclization when the chain length exceeds about seven carbons. This process can be illustrated by the following schematic reaction:



When the principal chain of the aliphatic radical has more than seven carbons, the cyclization spontaneously takes place followed by aromatization. This cyclization is made especially possible in the gas phase. Such a cyclization/aromatization process is commonly observed, for example, upon thermal treatment of aliphatic polymers (Madorsky 1964). Fused rings are then formed through the classical mechanism of annealing. A schematic example is given in Fig. 4. As a result, (1) no long linear chains contribute to the macromolecular network and (2) aromatics are highly substituted because of the highly branched nature of the aliphatics.

Another mechanism might be a priori considered: it involves the addition of aliphatic chains onto pre-existing aromatic moieties. This would be favored by

the presence of aromatic radicals which would capture aliphatic radicals. A recent observation tends to rule out this mechanism. NanoSIMS examination of Murchison shows that the organic matter that exhibits high D enrichments (interpreted as related to organic free radicals) is heterogeneously distributed both in bulk IOM and in bulk rock (Rémusat et al. 2009). In other terms, organic radicals seem not to be the nucleus of the polymerization of the whole IOM.

Unfortunately, because of the present lack of experimental simulation, it is not possible to specify (1) the nature of the reactants (ions, radicals, and neutral species), (2) an involvement of a possible catalyst in the condensation reactions (grain surfaces?), and (3) the physicochemical conditions (T, redox, etc.) that prevailed at the time of the IOM formation. Because of its high D/H ratio, this IOM was often regarded in the literature as formed at low temperature ($T < 200$ K) (Robert 2006). However, for the Orgueil meteorite, it has been shown recently that the deuterium was added to the IOM after its formation (Remusat et al., 2006). Therefore, the temperature at which the above mechanism can take place can be as high as 650 K, i.e., the temperature above which the aliphatic chains start to become unstable.

Note that the rings are far from being saturated in H. If the chain elongation involves ion chemistry, the neutralization process produces fragments that tend to have at least one H atom less than the parent ion; this is illustrated by the following dissociation recombination reaction: $\text{C}_n\text{H}_2^+ + e \rightarrow \text{C}_n\text{H} + \text{H}$ (Herbst and van Dishoeck 2009). As in the T-Tauri disk half of PAHs are ionized (Tielens 2008), the fact that rings are unsaturated in the IOM reinforces the idea that the matter present in meteorites was condensed in a highly ionized medium.

The Size of the Aromatic Units

The aromatic (ROI II in Fig. 3) units that occur in the macromolecular structure of the IOM are clearly much smaller than those postulated for interstellar PAHs (Allamandola et al. 1999; Galvez et al. 2002; Kwok 2004). The size of interstellar PAHs has been extensively discussed in the astronomical literature to account for the features of the IR spectra as well as in the models of their formation, evolution, and destruction (see, for example, the reviews by Tielens 2008 and Herbst and van Dishoeck 2009). Akin to the molecular model proposed here for the chondritic IOM, several two-dimensional molecular models have been published for interstellar PAHs. They all involved moieties having $\text{C}_{50}\text{--}\text{C}_{100}$ in size. A similar situation exists when comparing the PAHs from the comet Wild 2 analyzed in the samples returned to Earth by the

Stardust mission: PAHs in Wild 2 are also much smaller than their interstellar counterpart. Such dissimilarity must be considered as a serious problem as far as the origin of the organic matter in the solar system is concerned.

There are two ways out of this problem:

1. The chondritic IOM results from the fragmentation of larger interstellar PAHs by photodissociation (Derenne et al. 2005). Based on the recent observations made by the Spitzer Space Observatory, a reappraisal of this interpretation was made by several authors (Geers et al. 2006; Visser et al. 2007; Siebenmorgen and Krugel 2010). They have shown that virtually all PAHs must be destroyed at disk distances where the telluric planets and the parent body meteorites formed. As PAHs are nevertheless observed in T-Tauri disks and as the formation of PAHs in the opaque zones of the disks—i.e., inaccessible to optical observation—is supposed to be too slow to compete with their destruction, they suggest that the turbulent vertical replenishes the surface of the disk.
2. The chondritic IOM is formed in the hottest part of the solar T-Tauri disk (Nuth et al. 2008) and redistributed over large distances by turbulence (Bockelée-Morvan et al. 2002).

Although the first interpretation cannot be dismissed, the second one seems more in accordance with the isotopic compositions of the IOM.

Parent Body Alteration Signatures

It must be emphasized here that as the D/H ratio is higher in organics than in clays, an organosynthesis taking place in circulating fluids of the parent body can be ruled out. Consequently, this organic matter has been synthesized in another environment than the parent body and then has been mixed with the precursors of the mineral matrix. However, once in the rock, the circulation of the water may have altered the molecular structure and the chemical/isotopic compositions. This process of alteration is discussed in this section.

Oxygen and Sulfur Speciation

The molecular speciation of oxygen and sulfur in chains can be regarded as the consequence of the alteration of the parent body. The main evidence for such a conclusion was derived from the comparison between the Murchison and the Orgueil meteorites.

The oxygen-containing functions are probably related to the aqueous alteration experienced by primitive carbonaceous chondrites. Indeed, warm water circulation could have resulted in an oxidation of IOM

leading to the formation of ether or ester functional groups. Upon pyrolysis (Remusat et al. 2005b), a higher amount of phenols and substituted homologs are released from Orgueil than from Murchison in agreement with the higher oxygen content obtained from the elemental analyses of Orgueil (16.6 wt%) compared with Murchison (14.5 wt%). In addition, the pyrolysis and ruthenium tetroxide oxidation results suggest that in Orgueil, oxygen is preferentially connected to aromatic carbons as in phenols, whereas in Murchison, oxygen is more often located within the aliphatic linkages as ester or ether functional groups as shown by ROI III in Fig. 3.

When Orgueil and Murchison are compared, a much higher content of total sulfur is noted in Murchison according to elemental analysis. X-ray diffraction and K-edge sulfur XANES revealed that 29% of the sulfur in Murchison occurs as minerals (17% of sulfide such as pentlandite and 12% of sulfate), whereas all sulfur was considered to be organic in Orgueil. However, the resulting organic sulfur is still three times more abundant (with respect to carbon) in Murchison than in Orgueil. In addition to this major quantitative difference, the nature of the organic sulfur also differs between the two meteorites. If in both cases, the organic sulfur mainly occurs as aliphatic sulfides and thiophenes (see ROI IV in Fig. 3), the sulfides to thiophenes ratio is 1.3 in Orgueil and 3.1 in Murchison (Derenne et al. 2002; Remusat et al. 2005b). This higher relative contribution of thiophenes with respect to aliphatic sulfides in Orgueil points to a higher hydrothermal event in this meteorite, as it is known that aliphatic sulfides are converted into thiophenes under thermal stress (Riboulleau et al. 2000).

Relationship Between Soluble and Insoluble Organic Fractions

Thanks to solid-state ^{15}N NMR, it was shown that nitrogen is mainly contained within pyrrole functions (see ROI V in Fig. 3). The virtual lack of amide groups in the IOM a priori prevents this macromolecule from being the source of the amino acids that occur in the soluble fraction of the carbonaceous chondrites. Moreover, as discussed in Remusat et al. (2005b), the comparison of the D/H, $^{15}\text{N}/^{14}\text{N}$ and $^{13}\text{C}/^{12}\text{C}$ isotopic ratios points also against a common origin for IOM and soluble amino acids. Conversely, amino acids would therefore be derived from another reservoir of nitrogen. For instance, UV irradiation of HCN-rich interstellar ices (in the presence of aldehydes and/or ketones) can yield amino acids (Lerner 1997; Muñoz Caro et al. 2002).

By contrast, other moieties of the IOM are supposed to share a common origin with their soluble counterparts. They comprise the aromatic hydrocarbons

as reported by Pering and Ponnampuruma (1971). Moreover, Huang et al. (2007) have shown that the soluble aliphatic acids are related to the aliphatic linkages of the IOM (based on their $^{13}\text{C}/^{12}\text{C}$ and D/H ratios).

Therefore, the soluble fraction seems to be a mixture of products derived from different processes—hydrothermal degradation of the IOM, reactions in ice mediated by UV light, terrestrial contamination, etc. This is at variance with what is commonly expected, i.e., a continuum from small soluble molecules to large insoluble ones. Another explanation might be that soluble compounds are derived from a precursor which has now be totally converted into the products, the IOM being the leftover part of an initially more composite material.

IOM Features Reveal an Organosynthesis in the Solar T-Tauri Disk?

As pointed out by Alexander et al. (2007) and experimentally shown by Nuth et al. (2008), efficient synthesis of PAHs from simple linear hydrocarbons in solar gas requires high temperatures (1100–900 K) and pressures (10^{-7} – 10^{-6} bars). Alexander et al. (2007) therefore estimated that the IOM production is unlikely to take place in the solar nebula. However, several features of the IOM chemical structure point to a formation in the Solar T-Tauri disk as discussed below. As already mentioned above, our interpretation of the small size of the aromatic moieties is one of them. Additional indices are provided by the nature of the free radicals (as studied using EPR), D/H distribution at the molecular level and the location of noble gases in the so-called organic-rich Q-phase. These points are successively addressed below.

Electron paramagnetic resonance revealed the presence of a significant amount of organic free radicals in the IOM from Murchison. These free radicals are organized as clusters with high local concentrations compared to the bulk IOM (Binet et al. 2002). Such a heterogeneity seems to be unique among the natural organic macromolecules and therefore can be regarded as a specificity for extraterrestrial organic matter (in addition to Orgueil and Murchison, it was also observed in Tagish Lake, Binet et al. 2004a). Moreover, it must be noted that as in terrestrial samples, these free radicals survive the drastic acid treatments used to isolate the IOM (Binet et al. 2002).

Moreover, diradicaloid structures were found in the same IOMs (Binet et al. 2004a, 2004b). Such structures are highly reactive thus suggesting that they are protected within microdomains. The formation mechanism of these radicals is still unknown but based

on their chemical structure, one can assume that they indicate two possible origins: (1) a condensation of small aromatic moieties in a highly irradiated medium (UVs, cosmic rays, and stellar winds) and (2) a quench condensation of hot aromatic radicals in a cold gas, thus preventing the pending bonds to capture H \cdot . Interestingly, these two environments can be reproduced in the laboratory. Preliminary experiments point to the formation of diradicaloids during the quench condensation of rings from a gas phase. However, their organization in clusters remains puzzling. Because the physicochemical conditions of their synthesis are, at the present time, largely unknown, producing these diradicaloids in laboratory experiments represents a challenge that would yield new constraints on the conditions of the formation of the IOM. Anyhow, their formation during the hydrothermal event appears highly unlikely as water tends to erase the radicals.

Two additional observations are also in favor of an organosynthesis in the T-Tauri disk, although they were so far only reported in Orgueil IOM.

Recent studies combining NanoSIMS and pulsed EPR data have demonstrated that the organic radicals are the carriers of an exceptional deuterium enrichment (Gourier et al. 2007), probably acquired after the formation of the macromolecular network. Such a secondary deuteration process is difficult to reconcile with the low density of the interstellar medium. At the present time, the simplest explanation is to admit that this isotope exchange had taken place in the UV-irradiated regions of the T-Tauri solar disk.

Xenon and likely the other noble gases, which are mass dependently fractionated relative to the solar composition, are mechanically trapped (i.e., not adsorbed or embedded inside the carbon rings) between the lattices of the macromolecular layers of the IOM (Marrocchi et al. 2005). Such a location is also difficult to reconcile with a direct condensation in the ISM where the low xenon density prevents such an addition by simple trapping ($[\text{H}] < 10^3 \text{ cm}^{-3}$ corresponding to $[\text{Xe}] < 10^{-13} \text{ cm}^{-3}$).

Acknowledgment—Pascale Ehrenfreund is warmly thanked for helpful comments on a previous version of the manuscript.

Editorial Handling—Dr. A. J. Timothy Jull

REFERENCES

- Alexander C. M. O'D., Russel S. S., Arden J. W., Ash R. D., Grady M. M., and Pillinger C. T. 1998. The origin of chondritic macromolecular organic matter: A carbon and

- nitrogen isotope study. *Meteoritics & Planetary Science* 33:603–622.
- Alexander C. M. O'D., Fogel M., Yabuta H., and Cody G. D. 2007. The origin and evolution of chondrites recorded in the elemental and isotopic compositions of their macromolecular organic matter. *Geochimica et Cosmochimica Acta* 71:4380–4403.
- Allamandola L. J., Hudgins D. M., and Sandford S. A. 1999. Modeling the unidentified infrared emission with combinations of polycyclic aromatic hydrocarbons. *The Astrophysical Journal* 511:L115–L119.
- Behar F. and Vandenbroucke M. 1986. Représentation chimique de la structure des kéroènes et asphaltènes en fonction de leur origine et de leur degré d'évolution. *Revue de l'Institut Français du Pétrole* 41:173–188.
- Binet L., Gourier D., Derenne S., and Robert F. 2002. Heterogeneous distribution of paramagnetic radicals in insoluble organic matter from the Orgueil and Murchison meteorites. *Geochimica et Cosmochimica Acta* 66:4177–4186.
- Binet L., Gourier D., Derenne S., Pizzarello S., and Becker L. 2004a. Diradicaloids in the insoluble organic matter from the Tagish Lake meteorite: Comparison with the Orgueil and Murchison meteorites. *Meteoritics & Planetary Science* 39:1649–1654.
- Binet L., Gourier D., Derenne S., Robert F., and Ciofini I. 2004b. Occurrence of abundant diradicaloid moieties in the insoluble organic matter from the Orgueil and Murchison meteorites: A fingerprint of its extraterrestrial origin? *Geochimica et Cosmochimica Acta* 68:881–896.
- Bitz M. C. Sr. and Nagy B. 1966. Ozonolysis of “polymer-type” material in coal, kerogen, and in the Orgueil meteorite: A preliminary report. *Proceedings of the National Academy of Sciences* 56:1383–1390.
- Bockelée-Morvan D., Gauthier D., Hersant F., Hure J.-M., and Robert F. 2002. Turbulent raedila mixing in the solar nebula as the source of crystalline silicates in comets. *Astronomy & Astrophysics* 384:1107–1118.
- Bockelée-Morvan D., Crovisier J., Mumma M. J., and Weaver H. A. 2004. The composition of cometary volatiles. In *Comets II*, edited by Festou M. C., Keller H. U., and Weaver H. A. Tucson, Arizona: The University of Arizona Press. pp. 391–412.
- Boucher R. J., Standen G., Patience R. L., and Eglinton G. 1990. Molecular characterization of kerogen from the Kimmeridge clay formation by mild selective chemical degradation and solid state ^{13}C -NMR. *Organic Geochemistry* 16:951–958.
- Ceccarelli C. and Dominik C. 2005. Deuterated H_3^+ in protoplanetary disks. *Astronomy & Astrophysics* 440:583–593.
- Challinor J. M. 1989. A pyrolysis-derivatisation-gas chromatography technique for the structural elucidation of some synthetic polymers. *Journal of Analytical and Applied Pyrolysis* 16:323–333.
- Charnley S. B. 2001. Interstellar. In *The bridge between the big bang and biology: Stars, planetary systems, atmospheres, volcanoes: Their link to life*, edited by Giovannelli F. Rome: Consiglio Nazionale delle Ricerche. 139 p.
- Cherchneff I. and Barker J. R. 1992. Polycyclic aromatic-hydrocarbons and molecular equilibria in carbon rich stars. *The Astrophysical Journal* 394:703–716.
- Cody G. D. III and Alexander C. M. O'D. 2005. NMR studies of chemical structural variation of insoluble organic matter from different carbonaceous chondrite groups. *Geochimica et Cosmochimica Acta* 69:1085–1097.
- Cody G. D. III, Alexander C. M. O'D., and Tera F. 2002. Solid state ^1H and ^{13}C nuclear magnetic resonance spectroscopy of the insoluble organic residue in the Murchison meteorite: A self-consistent analysis. *Geochimica et Cosmochimica Acta* 66:1851–1865.
- Cody G. D., Alexander C. M. O'D., Yabuta H., Kilcoyne A. L. D., Araki T., Ade H., Dera P., Fogel M., Militzer B., and Mysen B. O. 2008. Organic thermometry for chondritic parent bodies. *Earth and Planetary Science Letters* 272:446–455.
- Cronin J. R., Pizzarello S., and Frye J. S. 1987. ^{13}C NMR spectroscopy of the insoluble carbon of carbonaceous chondrites. *Geochimica et Cosmochimica Acta* 51:299–303.
- De Vries M. S., Reihs K., Wendt H. R., Golden W. G., Hunziker H. E., Fleming R., Peterson E., and Chang S. 1993. A search for C_{60} in carbonaceous chondrites. *Geochimica et Cosmochimica Acta* 57:933–938.
- Derenne S., Robert F., Binet L., Gourier D., Rouzaud J.-N., and Largeau C. 2002. Use of combined spectroscopic and microscopic tools for deciphering the chemical structure and origin of the insoluble organic matter in the Orgueil and Murchison meteorites (abstract #1182). 33rd Lunar and Planetary Science Conference. CD-ROM.
- Derenne S., Rouzaud J.-N., Clinard C., and Robert F. 2005. The size discontinuity between interstellar and chondritic aromatic structures: A high resolution transmission electron microscopy study. *Geochimica et Cosmochimica Acta* 69:3911–3918.
- Derenne S., Rouzaud J.-N., Robert F., and Pizzarello S. 2006. Polyaromatic units from Tagish Lake insoluble organic matter (abstract #1251). 37th Lunar and Planetary Science Conference. CD-ROM.
- van Dishoeck E. F. and Blake G. A. 1998. Chemical evolution of star-forming regions. *Annual Review of Astronomy and Astrophysics* 36:317–368.
- Dullemond C. P., van Zadelhoff G. J., and Natta A. 2002. Vertical structure models of T-Tauri and Herbig Ae/Be disks. *Astronomy & Astrophysics* 389:464–474.
- Durand B. and Nicaise G. 1980. Procedures for kerogen isolations. In *Kerogen*, edited by Durand B. Paris: Technip. pp. 35–53.
- Ehrenfreund P. and Charnley S. B. 2000. Organic molecules in the interstellar medium, comets and meteorites: A voyage from dark clouds to the early Earth. *Annual Review of Astronomy and Astrophysics* 38:427–483.
- Ehrenfreund P., Robert F., d'Hendecourt L., and Behar F. 1991. Comparison of interstellar and meteoritic organic matter at $3.4\ \mu\text{m}$. *Astronomy & Astrophysics* 252:712–717.
- Ehrenfreund P., Robert F., and d'Hendecourt L. 1992. Similarity of the infrared spectrum of an Orgueil organic polymer with interstellar organic compounds in the line of sight towards IRS 7. *Advances in Space Research* 12:4.53–4.56.
- Ehrenfreund P., Rasmussen S., Cleaves J., and Chen L. 2006. Experimentally tracing the key steps in the origin of life: The aromatic world. *Astrobiology* 6:490–520.
- Frenklach M. and Feigelson E. D. 1989. Formation of polycyclic aromatic-hydrocarbons in circumstellar envelopes. *The Astrophysical Journal* 341:372–384.

- Galvez A., Herlin-Boime N., Reynaud C., Clinard C., and Rouzaud J. N. 2002. Carbon nanoparticles from laser pyrolysis. *Carbon* 40:2775–2789.
- Gardinier A., Derenne S., Robert F., Behar F., Largeau C., and Maquet J. 2000. Solid state CP/MAS ¹³C NMR of the insoluble organic matter of the Orgueil and Murchison meteorites: Quantitative study. *Earth and Planetary Science Letters* 184:9–21.
- Geers V. C., Augereau J. C., Pontoppidan K. M., Dullemond C. P., Visser R., Kessler-Silacci J. E., Van Dishoeck E. F., Blake G. A., Boogert A. C. A., Brown J. M., Lahuis F., and Merin B. 2006. C₂D Spitzer-IRS spectra of disks around T-Tauri stars—II. PAH emission features. *Astronomy & Astrophysics* 459:545–556.
- Gourier D., Robert F., Delpoux O., Binet L., Vezin H., Moissette A., and Derenne S. 2007. Extreme deuterium enrichment of organic radicals in the Orgueil meteorite: Revisiting the interstellar interpretation? *Geochimica et Cosmochimica Acta* 72:1914–1923.
- Hayatsu R. and Anders E. 1981. Organic compounds in meteorites and their origins. *Topics in Current Chemistry* 99:1–37.
- Hayatsu R., Matsuoka S., Scott R. G., Studier M. H., and Anders E. 1977. Origin of organic matter in the early solar system—VII. The organic polymer in carbonaceous chondrites. *Geochimica et Cosmochimica Acta* 41:1325–1339.
- Hayatsu R., Winans R. E., Scott R. E., McBeth R. L., Moore L. P., and Studier M. H. 1980. Phenolic ethers in the organic polymer of the Murchison meteorite. *Science* 207:1202–1204.
- Hayatsu R., Scott R. G., and Winans R. E. 1983. Comparative structural study of meteoritic polymer with terrestrial geopolymers coal and kerogen. *Meteoritics* 15:3–10.
- Herbst E. 2001. The chemistry of interstellar space. *Chemical Society Reviews* 30:168–176.
- Herbst E. and Millar T. J. 2008. The chemistry of cold interstellar cloud cores. In *Low temperatures and cold molecules*, edited by Smith I. W. M. London: Imperial College Press. 1 p.
- Herbst E. and van Dishoeck E. F. 2009. Complex organic interstellar molecules. *Annual Review of Astronomy and Astrophysics* 47:427–480.
- Huang Y., Alexandre M. R., and Wang Y. 2007. Structure and isotopic ratios of aliphatic side chains in the insoluble organic matter of the Murchison carbonaceous chondrite. *Earth and Planetary Science Letters* 259:517–525.
- Kerridge J. F., Chang S., and Shipp R. 1987. Isotopic characterization of kerogen-like material in the Murchison carbonaceous chondrite. *Geochimica et Cosmochimica Acta* 51:2527–2540.
- Komiya M. and Shimoyama A. 1996. Organic compounds from insoluble organic matter isolated from the Murchison carbonaceous chondrite by heating experiments. *Bulletin of the Chemical Society of Japan* 69:53–58.
- Kwok S. 2004. The synthesis of organic and inorganic compounds in evolved stars. *Nature* 430:985–991.
- Lerner N. R. 1997. Influence of Allende minerals on deuterium retention of products of the Strecker synthesis. *Geochimica et Cosmochimica Acta* 61:4885–4893.
- Lévy R. L., Grayson M. A., and Wolf C. J. 1973. The organic analysis of the Murchison meteorite. *Geochimica et Cosmochimica Acta* 37:467–483.
- Madorsky S. L. 1964. *Thermal degradation of organic polymers*. New York: Interscience Publishers.
- Marrocchi Y., Derenne S., Marty B., and Robert F. 2005. Interlayer trapping of noble gases in insoluble organic matter of primitive meteorites. *Earth and Planetary Science Letters* 236:569–578.
- Muñoz Caro G. M., Meierhenrich U. J., Schutte W. A., Barbier B., Arcones Segovia A., Rosenbauer H., Thiemann W. H.-P., Brack A., and Greenberg J. M. 2002. Amino acids from ultraviolet irradiation of interstellar ice analogues. *Nature* 416:403–406.
- Nuth J. A., Johnson N. M., and Manning S. 2008. A self-perpetuating catalyst for the production of complex organic molecules in protostellar nebulae. *The Astrophysical Journal* 673:L225–L228.
- Pearson V. K., Sephton M. A., Franchi I. A., and Gilmour I. 2000. Intra- and inter-meteorite heterogeneity in carbon and nitrogen abundance and isotopic compositions within CM chondrites (abstract #1823). 31st Lunar and Planetary Science Conference. CD-ROM.
- Pendleton Y. J. and Allamandola L. J. 2002. The organic refractory material in the diffuse interstellar medium: Mid-infrared spectroscopic constraints. *The Astrophysical Journal Supplement Series* 138:75–98.
- Pering K. L. and Ponnampereuma C. 1971. Aromatic hydrocarbons in the Murchison meteorite. *Science* 173:237–239.
- Remusat L., Derenne S., and Robert F. 2005a. New insight on aliphatic linkages in the macromolecular organic fraction of Orgueil and Murchison meteorites through ruthenium tetroxide oxidation. *Geochimica et Cosmochimica Acta* 69:4377–4386.
- Remusat L., Derenne S., Robert F., and Knicker H. 2005b. New pyrolytic and spectroscopic data on Orgueil and Murchison insoluble organic matter: A different origin than soluble? *Geochimica et Cosmochimica Acta* 69:3919–3932.
- Remusat L., Palhol F., Robert F., Derenne S., and France-Lanord C. 2006. Enrichment of deuterium in insoluble organic matter from primitive meteorites: A solar system origin? *Earth and Planetary Science Letters* 243:15–25.
- Rémusat L., Robert F., and Derenne S. 2007. The insoluble organic matter in carbonaceous chondrites: Chemical structure, isotopic composition and origin. *Comptes Rendus Geosciences* 339:895–906.
- Rémusat L., Guan Y., and Eiler J. M. 2009. Organic constituents in carbonaceous chondrites; evidence for preservation of pristine particles of mixed origins (abstract #1294). 40th Lunar and Planetary Science Conference. CD-ROM.
- Riboulleau A., Derenne S., Sarret G., Largeau C., Baudin F., and Connan J. 2000. Pyrolytic and spectroscopic study of a sulphur-rich kerogen from the “Kashpir oil shales” Upper Jurassic, Russian platform. *Organic Geochemistry* 31:1641–1661.
- Robert F. and Epstein S. 1982. The concentration of isotopic compositions of hydrogen, carbon and nitrogen in carbonaceous chondrites. *Geochimica et Cosmochimica Acta* 46:81–95.
- Robert F. 2006. Solar system deuterium/hydrogen ratio. In *Meteorites and the early solar system II*, edited by Lauretta D. and Mc Sween H. Y. Jr. Tucson, Arizona: The University of Arizona Press. pp. 341–352.
- Rouzaud J. N. and Clinard C. 2002. Quantitative high resolution transmission electron microscopy: A promising tool for carbon materials characterization. *Fuel Processing Technology* 77–78:229–235.

- Sakata A., Wada S., Onaka T., and Tokunaga A. T. 1987. Infrared spectrum of quenched carbonaceous composite (QCC). II. A new identification of the 7.7 and 8.6 micron unidentified infrared emission bands. *The Astrophysical Journal* 320:L63–L67.
- Sandford S. A., Aléon J., Alexander C. M., Araki T., Bajt S., Baratta G. A., Borg J., Bradley J. P., Brownlee D. E., Brucato J. R., Burchell M. J., Busemann H., Butterworth A., Clemett S. J., Cody G., Colangeli L., Cooper G., D'Hendecourt L., Djouadi Z., Dworkin J. P., Ferrini G., Fleckenstein H., Flynn G. J., Franchi I. A., Fries M., Gilles M. K., Glavin D. P., Gounelle M., Grossemy F., Jacobsen C., Keller L. P., Kilcoyne A. L. D., Leitner J., Matrajt G., Meibom A., Mennella V., Mostefaoui S., Nittler L. R., Palumbo M. E., Papanastassiou D. A., Robert F., Rotundi A., Snead C. J., Spencer M. K., Stadermann F. J., Steele A., Stephan T., Tsou P., Tylliszczak T., Westphal A. J., Wirick S., Wopenka B., Yabuta H., Zare R. N., and Zolensky M. E. 2006. Organics capture from comet 81P/Wild 2 by the Stardust spacecraft. *Science* 314:1720–1724.
- Sephton M. A., Pillinger C. T., and Gilmour I. 1998. $\delta^{13}\text{C}$ of free and macromolecular aromatic structures in the Murchison meteorite. *Geochimica et Cosmochimica Acta* 62:1821–1828.
- Sephton M. A., Pillinger C. T., and Gilmour I. 2000. Aromatic moieties in meteoritic macromolecular materials: Analyses by hydrous pyrolysis and $\delta^{13}\text{C}$ of individual compounds. *Geochimica et Cosmochimica Acta* 64:321–328.
- Sephton M. A., Verchovsky A. B., Bland P. A., Gilmour I., Grady M. M., and Wright I. P. 2003. Investigating the variations in carbon and nitrogen isotopes in carbonaceous chondrites. *Geochimica et Cosmochimica Acta* 67:2093–2108.
- Sephton M. A., Love G. D., Watson J. S., Verchovsky A. B., Wright I. P., Snape C. E., and Gilmour I. 2004. Hydrolysis of insoluble carbonaceous matter in the Murchison meteorite: New insights into its macromolecular structure. *Geochimica et Cosmochimica Acta* 68:1385–1393.
- Siebenmorgen R. and Krugel E. 2010. The destruction and survival of polycyclic aromatic hydrocarbons in the disks of T-Tauri stars. *Astronomy & Astrophysics* 511:1–8.
- Stock L. M. and Wang S.-H. 1986. Ruthenium tetroxide catalysed oxidation of coals. The formation of aliphatic and benzene carboxylic acids. *Fuel* 65:1552–1562.
- Studier M. H., Hayatsu R., and Anders E. 1972. Origin of organic matter in early solar system—V. Further studies of meteoritic hydrocarbons and a discussion of their origin. *Geochimica et Cosmochimica Acta* 36:189–215.
- Tielens A. G. G. M. 2008. Interstellar polycyclic aromatic hydrocarbon molecules. *Annual Review of Astronomy and Astrophysics* 46:289–337.
- van Dishoeck E. F. and Blake G. A. 1998. Chemical evolution of star-forming regions. *Annual Review of Astronomy and Astrophysics* 36:317–368.
- Visser R., Geers V. C., Dullemond C. P., Augereau J.-C., Pontoppidan K. M., and van Dishoeck E. F. 2007. PAH chemistry and IR emission from circumstellar disks. *Astronomy & Astrophysics* 466:229–241.
- Wirick S., Flynn G. J., Jacobsen C., and Keller L. P. 2006. Organics in the Murchison meteorite using carbon XANES spectroscopy (abstract #1418). 37th Lunar and Planetary Science Conference. CD-ROM.
- Woodall J., Agundez M., Markwick-Kemper A. J., and Millar T. J. 2008. *The UMIST data base for astrochemistry*. <http://www.udfa.net/>.
- Yabuta H., Naraoka H., Sakanashi K., and Kawashima H. 2005. Solid-state ^{13}C NMR characterization of insoluble organic matter from Antarctic CM2 chondrites: Evaluation of the meteoritic alteration level. *Meteoritics & Planetary Science* 40:779–787.
- Yabuta H., Cody G. D. III, and Alexander C. M. O'D. 2007. Chondritic organic matter as an indicator of nebular and parent body processing: Extended pyrolysis studies for CM, CI, CR, CO, CV, ordinary and Tagish Lake group meteorites (abstract #2304). 38th Lunar and Planetary Science Conference. CD-ROM.
- Zinner F. 1988. Interstellar cloud material in meteorites. In *Meteorites in the early solar system*, edited by Kerridge J. F. and Mathews M. S. Tucson AZ: The University of Arizona Press. pp. 956–983.

APPENDIX

Insoluble organic matter (IOM) was isolated from Murchison bulk rock as the insoluble residue remaining after water and solvent extractions and base and acid hydrolyses as previously described (Gardinier et al. 2000).

The structure and microstructure of the IOM were studied by high-resolution transmission electron microscopy (HRTEM) using Philips CM20 operating at 200 kV as described in Derenne et al. (2005). HRTEM images were analyzed using the procedure developed by Rouzaud and Clinard (2002) so as to derive semiquantitative data.

Free radicals were studied by electron paramagnetic resonance (EPR) from room temperature to 4 K with a

Bruker ESP300e spectrometer operating at 9.4 GHz (X-band) as described in Binet et al. (2002, 2004b).

The main functional groups of the chemical structure of the IOM were identified through Fourier transform infrared (FTIR) spectroscopy on KBr pellets using a Digilab FTS 40 spectrometer and solid-state ^{13}C nuclear magnetic resonance (NMR) at 100.62 MHz using a Bruker MSL 400 spectrometer as described in Gardinier et al. (2000).

Nitrogen speciation was analyzed through solid-state ^{15}N NMR using a Bruker DMX 400 operating at 40.55 MHz with a CP/MAS sequence (Remusat et al. 2005b).

Sulfur speciation was studied through X-ray absorption near-edge spectroscopy (XANES) at the K-edge of the sulfur. The X-ray absorption measurements

were performed using synchrotron radiation from the SA 32 line of the LURE (Orsay, France) running in the storage ring mode at 1.1 GeV with a germanium crystal monochromator was used (2000–6820 eV). The samples as a pentane suspension were deposited onto a copper plate and then allowed to dry prior to introduction into the high vacuum chamber (10^{-5} atm). S-XANES spectra were recorded in the total electron yield.

Molecular insight into the chemical structure of the IOM was achieved through chemical and thermal

degradations followed by gas chromatography/mass spectrometry (GC/MS) analyses using an Agilent 6890N gas chromatograph and an Agilent 5973 mass spectrometer. Detailed conditions for GC/MS analyses are reported in Remusat et al. (2005a, 2005b). RuO₄ oxidations and Curie point pyrolyses (in the presence or not of tetramethylammonium hydroxide) are performed as described in Remusat et al. (2005a, 2005b, respectively).