



**HAL**  
open science

## **Origin of Molecular Oxygen in Comets: Current Knowledge and Perspectives**

Adrienn Luspay-Kuti, Olivier Mousis, Jonathan I. Lunine, Yves Ellinger, Françoise Pauzat, Ujjwal Raut, Alexis Bouquet, Kathleen E. Mandt, Romain Maggiolo, Thomas Ronnet, et al.

### **► To cite this version:**

Adrienn Luspay-Kuti, Olivier Mousis, Jonathan I. Lunine, Yves Ellinger, Françoise Pauzat, et al.. Origin of Molecular Oxygen in Comets: Current Knowledge and Perspectives. *Space Science Reviews*, 2018, 214, <10.1007/s11214-018-0541-2>. <insu-03666235>

**HAL Id: insu-03666235**

**<https://insu.hal.science/insu-03666235v1>**

Submitted on 25 Apr 2024

**HAL** is a multi-disciplinary open access archive for the deposit and dissemination of scientific research documents, whether they are published or not. The documents may come from teaching and research institutions in France or abroad, or from public or private research centers.

L'archive ouverte pluridisciplinaire **HAL**, est destinée au dépôt et à la diffusion de documents scientifiques de niveau recherche, publiés ou non, émanant des établissements d'enseignement et de recherche français ou étrangers, des laboratoires publics ou privés.



HAL Authorization



Published in final edited form as:

*Space Sci Rev.* 2018 December ; 214: . doi:10.1007/s11214-018-0541-2.

## Origin of Molecular Oxygen in Comets: Current Knowledge and Perspectives

Adrienn Luspay-Kuti<sup>1</sup>, Olivier Mouis<sup>2</sup>, Jonathan I. Lunine<sup>3,4</sup>, Yves Ellinger<sup>5</sup>, Françoise Pauzat<sup>5</sup>, Ujjwal Raut<sup>6</sup>, Alexis Bouquet<sup>6,7</sup>, Kathleen E. Mandt<sup>1</sup>, Romain Maggiolo<sup>8</sup>, Thomas Ronnet<sup>2</sup>, Bastien Brugger<sup>2</sup>, Ozge Ozgurel<sup>5</sup>, and Stephen A. Fuselier<sup>6,7</sup>

<sup>1</sup>Applied Physics Laboratory, Johns Hopkins University, 11100 Johns Hopkins Rd., Laurel, MD 20723, USA

<sup>2</sup>Laboratoire d'Astrophysique de Marseille, UMR CNRS 7326, Aix-Marseille Université & OSU Pythéas, Marseille, France

<sup>3</sup>Cornell Center for Astrophysics and Planetary Science, Cornell University, Ithaca, NY 14853, USA

<sup>4</sup>Division of Geological and Planetary Sciences, California Institute of Technology, Pasadena, CA 91125, USA

<sup>5</sup>CNRS, Laboratoire de Chimie Théorique, LCT, Sorbonne Université, 75005 Paris, France

<sup>6</sup>Department of Space Research, Southwest Research Institute, 6220 Culebra Rd., San Antonio, TX 78238, USA

<sup>7</sup>Department of Physics and Astronomy, University of Texas at San Antonio, One UTSA Circle, San Antonio, TX 78249, USA

<sup>8</sup>Royal Institute for Space Aeronomy, 3 Avenue Circulaire, Brussels, Belgium

### Abstract

The Rosetta Orbiter Spectrometer for Ion and Neutral Analysis (ROSINA) instrument onboard the Rosetta spacecraft has measured molecular oxygen (O<sub>2</sub>) in the coma of comet 67P/Churyumov-Gerasimenko (67P/C-G) in surprisingly high abundances. These measurements mark the first unequivocal detection of O<sub>2</sub> in a cometary environment. The large relative abundance of O<sub>2</sub> in 67P/C-G despite its high reactivity and low interstellar abundance poses a puzzle for its origin in comet 67P/C-G, and potentially other comets. Since its detection, there have been a number of hypotheses put forward to explain the production and origin of O<sub>2</sub> in the comet. These hypotheses cover a wide range of possibilities from various in situ production mechanisms to protosolar nebula and primordial origins. Here, we review the O<sub>2</sub> formation mechanisms from the literature, and provide a comprehensive summary of the current state of knowledge of the sources and origin of cometary O<sub>2</sub>.

## Keywords

Molecular oxygen; Comets; Radiolysis; Ice; Astrobiology

---

## 1 Introduction

While atomic oxygen is the third most abundant element in the Universe, its molecular form, O<sub>2</sub>, has been particularly elusive to observers in various astrophysical environments. O<sub>2</sub> is expected to be present in the interstellar medium (ISM) in both its solid (ice) and gas phases. However, O<sub>2</sub> is a highly chemically reactive molecule with no electric dipole moment, which makes it hard to detect. Indeed, solid O<sub>2</sub> is yet to be detected in interstellar grains or in protoplanetary disks, and gas-phase O<sub>2</sub> has only been observed in two interstellar clouds with very low concentrations relative to H<sub>2</sub> (Orion: O<sub>2</sub>/H<sub>2</sub>  $\approx$  0.3–7.3  $\times$  10<sup>-6</sup>, and  $\rho$  Oph A: O<sub>2</sub>/H<sub>2</sub>  $\approx$  5  $\times$  10<sup>-8</sup>; see e.g. Goldsmith et al. 2011; Chen et al. 2014; Larsson et al. 2007; Liseau et al. 2012). In the Solar System, O<sub>2</sub> has been detected on the icy moons of Jupiter and Saturn, where it is produced via photolysis and radiolysis followed by sputtering (e.g. Hall et al. 1995; Johnson 1996; Johnson and Quickenden 1997; Johnson and Jesser 1997; Cruikshank et al. 1998; Johnson et al. 2006; Bahr et al. 2001; Teolis et al. 2010), and from energetic particles accelerated in their magnetospheres (e.g. Spencer et al. 1995; Noll et al. 1997; Sieger et al. 1998). O<sub>2</sub> is also present in trace amounts in the atmosphere of Mars, and results from the complex photochemistry taking place in these environments (Barker 1972). Meanwhile, O<sub>2</sub> is the second most abundant atmospheric component at about 21% by volume in Earth's atmosphere, but it is the only known planetary environment in which O<sub>2</sub> is biologically produced.

Before the *Rosetta mission*, comets in general seemed to be oxygen poor, which was expected based on the generally low levels of O<sub>2</sub> observed in interstellar and protoplanetary environments, and its high reactivity. However, with the unprecedented capabilities of the European Space Agency's *Rosetta mission* came unprecedented discoveries. One of *Rosetta's* most perplexing findings was the persistent detection of O<sub>2</sub> in the coma of comet 67P/Churyumov-Gerasimenko (hereafter: 67P/C-G) in surprisingly high abundances. These measurements were made by the Double Focusing Mass Spectrometer of the Rosetta Orbiter Spectrometer for Ion and Neutral Analysis (ROSINA/DFMS; Balsiger et al. 2007), and marked the first ever unequivocal detection of O<sub>2</sub> in a cometary environment. ROSINA/DFMS measured an O<sub>2</sub> concentration of 1–10% relative to water in the coma of 67P/C-G, with a mean value of 3.80  $\pm$  0.85% (Bieler et al. 2015). The presence of O<sub>2</sub> in the coma of 67P/C-G was later independently confirmed by the Alice imaging spectrograph onboard *Rosetta*, with a somewhat larger mean relative column abundance of 25% (Keeney et al. 2017a). In addition, the recent reevaluation of the Neutral Mass Spectrometer (NMS) measurements from the *Giotto* flyby yielded data consistent with O<sub>2</sub> in the coma of comet 1P/Halley, with concentrations similar to those detected in the coma of 67P/C-G (Rubin et al. 2015b). Thus, the presence of cometary O<sub>2</sub> may not be unique to 67P/C-G, but rather it may be a common attribute of the otherwise dynamically different Jupiter-family (e.g. 67P/C-G) and Oort Cloud (e.g. 1P/Halley) comets.

The first ROSINA/DFMS measurements of O<sub>2</sub> in the coma of 67P/C-G were made over a six-month period between September 2014 and March 2015 at 10–30 km from the nucleus (Bieler et al. 2015). The measured local O<sub>2</sub> abundance relative to H<sub>2</sub>O was persistently high over this period with a mean value of  $3.80 \pm 0.85\%$ , making O<sub>2</sub> the fourth most abundant species in the coma after H<sub>2</sub>O, CO<sub>2</sub>, and CO. Over this six-month time interval, O<sub>2</sub> was found to strongly correlate with H<sub>2</sub>O, which led to the conclusion that the origin and/or release mechanism of O<sub>2</sub> and H<sub>2</sub>O are linked. In addition, the analysis of Bieler et al. (2015) suggested that the O<sub>2</sub>/H<sub>2</sub>O ratio in the coma of 67P/C-G remained fairly constant, with a scatter of less than about 10%. Fougere et al. (2016) showed that the strong correlation with H<sub>2</sub>O extended through February, 2016. Their modeling results also provided an O<sub>2</sub>/H<sub>2</sub>O production rate of 1–2%. While ROSINA/DFMS did not detect O<sub>3</sub> (ozone), it did measure the chemically related species H<sub>2</sub>O<sub>2</sub> (hydrogen peroxide) and HO<sub>2</sub> (hydroperoxyl) with relative abundances of  $H_2O_2/O_2 \approx HO_2/O_2 \approx 6 \times 10^{-4}$  (Bieler et al. 2015).

The remarkably high concentration of gaseous cometary O<sub>2</sub> contrasts with the remarkably low O<sub>2</sub> concentrations across the Universe. Because comets are leftover planetesimals whose accretion and growth took place in the protosolar nebula (PSN), they contain some of the best-preserved materials from before and during planet formation. Cometary nuclei likely agglomerated either from minimally-altered icy grains formed in the ISM, or from more processed grains directly condensed in the PSN. Hence, comets are often thought of as “cosmic freezers”. Whether O<sub>2</sub> is present in all or a multitude of comets, in just a few, or in 67P/C-G only, the production mechanism and origin of cometary O<sub>2</sub> would provide crucial information about the formation of our Solar System, and for interstellar-, disk-chemistry, and astrochemical models. Since its first detection in 67P/C-G, several hypotheses have emerged for the production and origin of cometary O<sub>2</sub>. These hypotheses cover a wide range of possibilities from *in situ* production mechanisms to various primordial or protosolar nebula origins. The proposed formation mechanisms of cometary O<sub>2</sub> existing in the current literature are shown in Fig. 1.

One possibility for the presence of molecular oxygen in the coma of 67P/C-G is that it was present before comet formation. In that case, the nucleus would have been agglomerated from O<sub>2</sub>-rich icy grains formed in the ISM that did not undergo further chemical modification before and after being incorporated into the nucleus (primordial origin). If cometary O<sub>2</sub> is primordial, then the comet would have agglomerated in the coldest regions of the disk, where chemical reactions may be slow enough to preserve O<sub>2</sub> in cometary nuclei. Possible production mechanisms for primordial O<sub>2</sub> in interstellar ices include the radiolysis of H<sub>2</sub>O ice by galactic cosmic rays (GCRs) in a low-density environment, such as a molecular cloud (Mousis et al. 2016b). Radiolysis of icy grains requires very large GCR fluxes, but the irradiation itself would stabilize the O<sub>2</sub> formed by the development of cavities in the H<sub>2</sub>O ice matrix, where the O<sub>2</sub> molecules get trapped. Alternatively, oxygen atom recombination on the surfaces of interstellar grains in warm (~ 20–30 K) and dense ( $10^5 \text{ cm}^{-3}$ ) dark clouds could produce O<sub>2</sub> in the observed abundances (Taquet et al. 2016). The latter scenario requires warmer and denser conditions than typically found in dense clouds, but is in good agreement with the physical conditions in  $\rho$  Oph A, as noted in Taquet et al. (2016). Both of these primordial scenarios require an intimate relationship between O<sub>2</sub> and H<sub>2</sub>O; thus explaining the strong observed correlation between O<sub>2</sub> and H<sub>2</sub>O. These

observations must be taken in conjunction with other measurements pertaining to the origins of cometary H<sub>2</sub>O. For instance, the elevated D/H ratio observed at 67P/C-G pre-inbound equinox (Al-twegg et al. 2015) would be another constraint on the (primordial) formation scenario of 67P/C-G's ice.

Gaseous O<sub>2</sub> could have also been formed and incorporated into icy grains in the PSN before being agglomerated into the nucleus. Luminosity outbursts (Taquet et al. 2016) or accretion bursts (Bieler et al. 2015) could have increased the temperature to exceed 100 K, aiding the formation of gas-phase O<sub>2</sub>. Subsequent rapid cooling would then be needed to trap the O<sub>2</sub> in amorphous icy grains. In this case though, CO and N<sub>2</sub> (and other volatiles) should also be trapped in amorphous ice and correlate with H<sub>2</sub>O, which was not the case for observations over a six-month period by Bieler et al. (2015). O<sub>2</sub> also readily traps in clathrates, but in that case it would be expected to strongly correlate with CO and even CO<sub>2</sub> instead of H<sub>2</sub>O (Mousis et al. 2016b). In addition, O<sub>2</sub> may form crystalline ice in the PSN, but that would make the N<sub>2</sub> and Ar depletion problematic in 67P/C-G compared to the protosolar values (Mousis et al. 2016b). However, O<sub>2</sub> embedded in interstellar icy grains may remain stable even during a phase transition upon heating in the disk. While CO, Ar, and N<sub>2</sub> would get trapped in clathrates from the gas phase as the disk cools, O<sub>2</sub> would remain trapped from its initial incorporation into the H<sub>2</sub>O matrix, maintaining its close association with H<sub>2</sub>O (Mousis et al. 2016b). O<sub>2</sub> with an adsorption energy of 1660 K (8.6 kJ/mol) (Laufer et al. 2018; Smith et al. 2015) would be more strongly attached to the ice than N<sub>2</sub> (adsorption energy of 1155 K or 7.2 kJ/mol; Laufer et al. 2018; Smith et al. 2015) and CO (adsorption energy of 1420 K or 7.6 kJ/mol; Laufer et al. 2018; Smith et al. 2015). Ar, with an adsorption energy of 866 K or 7.5 kJ/mol (Laufer et al. 2018; Smith et al. 2015), is even more volatile. PSN formation scenarios do not necessarily require a strong correlation with H<sub>2</sub>O, but require a correlation with CO, CO<sub>2</sub>, and/or N<sub>2</sub> (Fig. 1). Most recently, Mousis et al. (2018) proposed that an alternative mechanism for O<sub>2</sub> formation is radiolysis of icy grains being cycled between the mid-plane and the upper layers of the disk multiple times. While this turbulent mixing would have allowed the icy grains to undergo stronger GCR irradiation while in the upper layers of the disk, and would explain a strong correlation between O<sub>2</sub> and H<sub>2</sub>O, as they point out the timescale needed to make the O<sub>2</sub> in the abundances observed by ROSINA/DFMS exceeds the formation timescale of the comet.

O<sub>2</sub> may have also formed after nucleus accretion, either via radiolysis, or *in situ*. Past radiolysis in the Kuiper-belt seems unlikely to be the main source of O<sub>2</sub> on the comet because the affected layers would be removed by erosion since 67P/C-G entered the inner solar system, and current radiolysis would be indicated by variable O<sub>2</sub>/H<sub>2</sub>O driven by illumination (Bieler et al. 2015). However, endogenic radiolysis may contribute to the observed O<sub>2</sub> in the coma of 67P. In this scenario, radiation chemistry from an endogenic source, such as decaying radionuclides would produce O<sub>2</sub> homogeneously in the ice of the nucleus. While endogenic radiolysis is unlikely to have produced all the observed O<sub>2</sub> today, it may have significantly contributed to it (Bouquet et al. 2018). *In situ* O<sub>2</sub> formation is possible via water-group ions accelerated by the solar wind and energetic electrons hitting various oxidized surfaces and triggering Eley-Rideal (ER) reactions (Yao and Giapis 2017). Thus, O<sub>2</sub> may be formed on the surface of the nucleus, spacecraft, or the ROSINA/DFMS instrument itself (hyperthermal surface ionization). On the other hand, O<sub>2</sub> formation via the

dismutation/disproportionation of  $\text{H}_2\text{O}_2$  co-sublimating with  $\text{H}_2\text{O}$  was proposed based on laboratory experiments (Dulieu et al. 2017). The ER and the  $\text{H}_2\text{O}_2$  dismutation/disproportionation reactions, as well as endogenic radiolysis require a strong correlation with  $\text{H}_2\text{O}$  at all times.

This paper reviews the possible  $\text{O}_2$  formation mechanisms, as we currently understand them, and evaluates their strengths, weaknesses, and limitations based on the currently available, published *Rosetta* measurements. Sections 2 and 3 provide detailed reviews of pre-agglomeration and post-agglomeration  $\text{O}_2$  formation mechanisms from the literature. A comprehensive summary of the current state of knowledge, as well as conclusions are given in Sect. 4. Finally, we suggest future key measurements and data analysis for a deeper understanding of the origin of cometary  $\text{O}_2$ .

## 2 Pre-agglomeration Formation and Trapping Scenarios

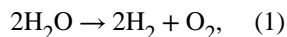
This section discusses the possibility of  $\text{O}_2$  formation in the icy grains precursors of comets. Different scenarios of  $\text{O}_2$  formation, proposed both in the ISM and in the PSN, are reviewed.

### 2.1 $\text{O}_2$ Formation in the ISM

As detailed below, the formation of  $\text{O}_2$  can take place in the ISM in dark clouds either through surface reactions on interstellar grains, or via radiolysis and/or photolysis of icy grains.

**2.1.1 Exogenic Radiolysis and  $\text{O}_2$  Trapping in Icy Grains**—Among the possibilities considered, the radiolysis of cometary water ice has attracted significant attention. A first scenario linking the production of  $\text{O}_2$  to the ice of the comet nucleus was proposed (Bieler et al. 2015). These authors estimated, considering 67P/C-G’s thermal history, that any quantity of  $\text{O}_2$  formed prior to approach at closer distances to the Sun should have been lost due to outgassing and/or erosion rapidly during the first one or two orbits around the Sun. It was therefore suggested that  $\text{O}_2$  must have already been incorporated into 67P/C-G at the time of its formation in the PSN (Mousis et al. 2016b). In this context, radiolysis by Cosmic Ray Flux (CRF) is able to deposit large enough energy doses that create latent tracks in the bulk ice in which  $\text{O}_2$  can be formed from the fragments H, O, OH issued from the radiolysis.

The possibility of radiolytic production of  $\text{O}_2$  in micron to millimeter-sized icy grains present either in the outer PSN or in the ISM has been investigated by Mousis et al. (2016b). In both cases, the energy available for radiolysis was assumed to be provided by the galactic CRF impacting icy grains. The authors used the energy range and CRF distribution from Yeghikyan (2011) and Cooper et al. (2003) for their calculations, respectively. They also assumed that  $\text{O}_2$  is produced by radiolysis of water ice through the chemical reaction



with an amount of energy needed to alter one H<sub>2</sub>O molecule  $W_r = 235$  eV (Johnson 1991). Furthermore, the authors assumed that all the energy absorbed by water ice is used to form O<sub>2</sub>. Under those circumstances, the time  $\tau$  needed to reach a given O<sub>2</sub>/H<sub>2</sub>O ratio in icy grains has been established as follows:

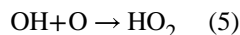
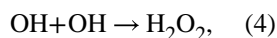
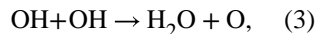
$$\tau = \frac{W_r \cdot N_A}{E_{CR} \cdot M_{H_2O}} \times f_{H_2O} \quad (2)$$

where  $N_A$  (mol<sup>-1</sup>) is the Avogadro constant,  $M_{H_2O}$  (kg mol<sup>-1</sup>) is the molar mass of water,  $E_{cr}$  (eVkg<sup>-1</sup> yr<sup>-1</sup>) is the CRF energy dose received by water ice, which depends on the gas number density, and  $f_{H_2O}$  is the fraction of altered H<sub>2</sub>O molecules, corresponding to two times the fraction of O<sub>2</sub> produced. Figure 2 summarizes the results of the calculations presented by Mousis et al. (2016b) and shows that the timescales needed to produce an O<sub>2</sub> fraction in the 1–10% range in icy grains lying at 30 AU in the PSN midplane are much longer than the lifetime of the PSN (~ 0.25–2.5 Gyr vs. a few Myr). The CRF energy dose absorbed by icy grains located at this distance from the Sun is within the ~ (5–60) × 10<sup>16</sup> eV kg<sup>-1</sup> yr<sup>-1</sup> range, depending on the disk's surface density (between 10 and 10<sup>3</sup> gcm<sup>-2</sup>; Hersant et al. 2001). We note that the distance of 30 AU was intended as a figure of merit representing the outer part of the disk in Mousis et al. (2016b). It does not quite correspond with where the outermost planets formed because our solar system was more compact, and then relaxed to the current configuration. However, the disk surface density is constant to a good approximation, and so the production rate from GCRs should not vary much inward. Any variation would not be enough to change the conclusion that the production timescale of O<sub>2</sub> in the observed relative abundances is longer than the age of the disk.

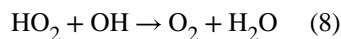
Mousis et al. (2016b) also considered the case in which the CRF has supposedly undergone a significant enhancement by a factor of ~ 100 because of a close supernova explosion. Because these events are too brief (~ a few kyr), such enhancements cannot significantly decrease the time needed to form O<sub>2</sub> in the PSN midplane. Meanwhile, if icy grains have grown to sizes larger than tens of meters in the PSN, then the deepest layers would be more difficult to alter, requiring longer timescales for efficient O<sub>2</sub> formation. Mousis et al. (2016b) also considered the possibility of an icy grain receiving the maximum CRF energy dose estimated by Yeghikyan (2011) (~ 1.20 × 10<sup>20</sup> eVkg<sup>-1</sup> yr<sup>-1</sup>), a value corresponding to a surface density of 10<sup>-3</sup> gcm<sup>-2</sup>, which is typical of those found in molecular clouds. The authors determined that only ~ 1.3–13 Myr of radiolysis was needed to generate an O<sub>2</sub> fraction in the 1–10% range in icy grains located in environments with such low column densities (see Fig. 2).

Mousis et al. (2016b) considered the radiolysis to be effective because of the different diffusion between the products of the radiolysis reaction. At temperatures encountered in the ISM or the PSN, the diffusion of O<sub>2</sub> in water ice is greatly reduced, which is not the case for H<sub>2</sub> (Johnson 1991). This difference in diffusion disfavors further reactions between O<sub>2</sub> and H<sub>2</sub>, and helps to preserve O<sub>2</sub> in the ice. Given this assumption about the effectiveness of the radiolysis, the first consequence of the CRF irradiation of the ice mantles is the creation of

latent tracks, i.e. channels void of H<sub>2</sub>O molecules but filled with their fragments. These fragments participate in the reconstruction of the ice bulk by forming H<sub>2</sub>O molecules (Eq. (3)) which close the open tracks. By doing so, they create cavities playing the role of confinement volumes in which O<sub>2</sub> could be formed by the coupling of two oxygen atoms. Reconstruction can obviously come from the successive addition of two atomic hydrogen to the oxygen atom. However, radiolysis of H<sub>2</sub>O ice may create molecules other than H<sub>2</sub> and O<sub>2</sub>. The OH radical is produced via the reaction H<sub>2</sub>O → H + OH (Johnson 1991), which was not considered by Mousis et al. (2016b). The presence of the OH radical opens new chemical routes:



that can be followed by the formation of O<sub>2</sub> according to



The confinement in the cavities makes all these processes possible. The question is how can O<sub>2</sub> survive in these voids? To address this issue, Mousis et al. (2016b) investigated the question of the stability of the radiolytically produced O<sub>2</sub> molecules in the water matrix of ice grains. To do so, a sampling of the representative structures of O<sub>2</sub> in solid water ice has been obtained using a strategy based on first principle periodic density functional theory quantum calculations (Lattelais et al. 2011, 2015; Ellinger et al. 2015). These calculations, performed in the case of hexagonal ice *Ih* using the Vienna ab initio simulation package (VASP) (Kresse and Hafner 1993, 1994), show that when 2, 3, or 4 adjacent H<sub>2</sub>O molecules were removed from the hexagonal lattice, well defined cavities form with shapes depending on the positions of the dismissed entities. The stabilization energies of the embedded O<sub>2</sub> were found to be in the order of 0.2–0.5 eV, namely the energy between water dimer stabilization and ice cohesion energies. This implies that the presence of O<sub>2</sub> does not perturb

the ice structure until its further ejection due to sublimation or abrasion. A typical example of O<sub>2</sub> trapping is illustrated in the case of 4 removed H<sub>2</sub>O molecules in Fig. 3. Similar results have been obtained in the case of O<sub>2</sub> stabilization in amorphous ice.

Based on all these considerations, Mousis et al. (2016b) concluded that, even with a strong CRF enhancement due to the presence of a nearby supernova, the radiolysis of icy grains is not fast enough in the PSN to create amounts of O<sub>2</sub> comparable with those observed in 67P/C-G. Instead, they showed that icy grains must be placed in low-density environments such as molecular clouds to enable radiolysis to work efficiently. They also found that the irradiation process favors the stabilization of O<sub>2</sub> molecules in the icy matrix via the development of cavities and is compatible with both amorphous and crystalline ice structures. From this set of constraints, two possible formation scenarios of 67P/C-G in the PSN have been derived by the authors: (1) agglomeration from pristine amorphous icy grains/particles formed in the ISM and (2) agglomeration from multiple guest clathrates including O<sub>2</sub> that formed during the cooling of the disk subsequent to the vaporization of the amorphous icy grains entering the PSN (see Sect. 2.3.2). With the incorporation of O<sub>2</sub> in the cavities created by CRF in the icy matrix, scenario 1 naturally provides an explanation for the strong correlation found between the O<sub>2</sub> and H<sub>2</sub>O production rates observed in 67P/C-G's coma (Bieler et al. 2015). However this scenario makes implausible the accretion of 67P/C-G from clathrates and crystalline ices originating from the PSN, as proposed by Mousis et al. (2016a) and Lu-nine et al. (1991a). A way to reconcile scenario 2 with the strong O<sub>2</sub>-H<sub>2</sub>O correlation would be to assume that the icy grains (i) initially formed as in scenario 1 and (ii) subsequently experienced an amorphous-to-crystalline phase transition in the 130–150 K temperature range when entering the disk (Kouchi et al. 1994; Maldoni et al. 2003; Ciesla 2014). In this context, all volatiles initially adsorbed by ISM amorphous ice would be released in the PSN gas phase during phase transition. With the cooling of the disk, these volatiles would have been later trapped in the clathrates formed with the crystallized icy grains. O<sub>2</sub> is unique because, in spite of the ice phase transition, this molecule would remain stable within the icy matrix thanks to the strength of the interaction between O<sub>2</sub> and the surrounding H<sub>2</sub>O molecules that would remain stable, or eventually increase, upon crystallization.

The exogenous radiolysis scenario makes it possible to rationalize also why H<sub>2</sub>O<sub>2</sub> and HO<sub>2</sub> are detected only in very low abundances in 67P/C-G, and O<sub>3</sub> not detected at all. These chemically-related species are formed during radiolysis and are effectively present into the cavities of the cometary ice. Our calculations show that all the oxygenated actors, i.e. H<sub>2</sub>O<sub>2</sub>, the corresponding radical HO<sub>2</sub>, atomic oxygen O, and the OH radical are stabilized within the ice matrix with comparable energies, close to the stabilization energy of water. Due to the confinement situation, the cavity appears as a chemical reactor in which H<sub>2</sub>O<sub>2</sub> and HO<sub>2</sub> are converted into O<sub>2</sub> (see reaction network above). It is the formation of O<sub>2</sub> which is at the origin of the failure to observe the reactants leading to its formation. As to O<sub>3</sub>, it is so reactive that it will be destroyed by any radical formed in the radiolysis.

**2.1.2 Recombination of Oxygen Atoms on the Surfaces of Interstellar Icy Grains**—Gas-phase chemistry is not sufficient to account for the observed abundance of interstellar molecules because of the inefficiencies of gas phase routes. Grain-surface

chemistry is thus required to explain the observed abundances of water and other molecules, like H<sub>2</sub> or O<sub>2</sub> in molecular clouds (Tielens and Hagen 1982; D'Hendecourt et al. 1985; Hasegawa et al. 1992). Surface O<sub>2</sub> is involved in the chemistry reaction network of water ice (Tielens and Hagen 1982; Cuppen and Herbst 2007), and forms through the recombination of atomic oxygen on icy grain surfaces.

The formation of O<sub>2</sub> in the ISM in dark clouds can take place either through surface reactions on interstellar grains, or via radiolysis and/or photolysis of ice grains. In the case of surface reactions, O<sub>2</sub> is formed through the recombination of atomic oxygen on icy grain surfaces. O<sub>2</sub> efficiently reacts with O to form O<sub>3</sub>, and H to form HO<sub>2</sub>. The hydrogenation of O<sub>3</sub> is the main destruction process of O<sub>3</sub> and leads to the formation of O<sub>2</sub> along with HO (Mokrane et al. 2009). Formation of O<sub>2</sub> through radiolysis or photolysis takes place when energetic particles and UV photons break bonds triggering chemistry within the icy mantle of the grains, which could possibly lead to the formation of O<sub>2</sub>. However, this process seems unlikely for several reasons. First, although UV photolysis produces O atoms that may recombine to form O<sub>2</sub>, it also produces H atoms which react with O<sub>2</sub> to reform H<sub>2</sub>O. Second, laboratory experiments show that if radiolysis does not occur when water is condensing onto the grain surface, then water radiolysis overproduces H<sub>2</sub>O<sub>2</sub> while producing O<sub>2</sub> (Teolis et al. 2006).

Taquet et al. (2016) conducted a parameter study in their astrochemical model to evaluate the formation of O<sub>2</sub> in dark clouds. They varied several chemical and physical parameters with the aim of reproducing the relative abundances of related species (H<sub>2</sub>O, H<sub>2</sub>O<sub>2</sub>, HO<sub>2</sub> and O<sub>3</sub>) with respect to O<sub>2</sub> observed in 67P/C-G. The authors were able to reproduce the O<sub>3</sub>/O<sub>2</sub> and HO<sub>2</sub>/O<sub>2</sub> abundance ratios by introducing an activation barrier of ~ 300 K for the O + O<sub>2</sub> and H + O<sub>2</sub> reactions. However, under those conditions, H<sub>2</sub>O<sub>2</sub> is overproduced by one order of magnitude compared to the observations, suggesting that other chemical processes are at play. In their simulations, Taquet et al. (2016) were only able to reproduce high O<sub>2</sub> abundances, comparable to those measured for 67P/C-G and when the density of H nuclei in the gas phase was very high ( $\sim 10^5 \text{ cm}^{-3}$ ). Simulations using intermediate temperatures, ~ 20 K, and low cosmic ray flux also favored the formation and survival of O<sub>2</sub>, with only a weak impact from visual extinctions. The temperature of ~ 20 K enhances the mobility of oxygen atoms on the surface of the grain, which favors oxygen recombination forming O<sub>2</sub>. At the same time, it allows efficient sublimation of atomic hydrogen, limiting the impact of hydrogenation reactions that destroy O<sub>2</sub>. The results presented by Taquet et al. (2016) suggest that the physical conditions of  $\rho$  Oph A, where Hershel observations revealed the presence of O<sub>2</sub>, HO<sub>2</sub> and H<sub>2</sub>O<sub>2</sub> gases in proportions consistent with the observations at 67P/C-G, is a favorable environment for the formation and survival of O<sub>2</sub> because of its high density ( $\sim 10^6 \text{ cm}^{-3}$ ) and warm temperature for a starless core (dust temperature of ~ 20 K). Furthermore, Taquet et al. (2016) showed that O<sub>2</sub> is mostly formed in the innermost layers of the icy mantles and that it is well preserved during the formation of the protoplanetary disk. Contrary to O<sub>2</sub>, CO and N<sub>2</sub> mostly form in the outermost layers of the icy mantle. Taquet et al. (2017) detail the impact of layering of the icy mantle during the transition from dark cloud to protoplanetary disk and its consequences to the volatile content of cometary ices. The outer layers of the icy grains are more likely to evaporate in the outer layer of the protoplanetary disk releasing N<sub>2</sub> and CO in the gas phase, while the inner ice layers where

most of the O<sub>2</sub> would be trapped remains frozen. N<sub>2</sub> and CO can subsequently freeze out onto ices again once they reach the colder disk mid-plane. As CO is slightly less volatile than N<sub>2</sub>, it freezes out more efficiently than N<sub>2</sub>, which leads to a low N<sub>2</sub>/CO abundance, in agreement with observations made at 67P/C-G (Rubin et al. 2015a). Furthermore, as refreezing is independent of the amount of H<sub>2</sub>O in the icy mantle, this would also explain the low correlation of N<sub>2</sub> and CO with H<sub>2</sub>O in cometary ices. On the other hand, the inner layer, where most of the O<sub>2</sub> is thought to be trapped in H<sub>2</sub>O ice, remains unprocessed, which explains the good correlation between O<sub>2</sub> and H<sub>2</sub>O reported by Bieler et al. (2015). The preservation of the inner layers of the icy grain mantles from the dark cloud stage until their incorporation into cometary nuclei is supported by the observation of a distributed source of halogens in the coma of 67P/C-G (Dhooghe et al. 2017). Thus, the scenario of O<sub>2</sub> production and the subsequent evolution of ice during the transition from dark cloud to protoplanetary disk discussed in Taquet et al. (2016) and Taquet et al. (2017) is consistent with observations of other volatiles (such as N<sub>2</sub> and CO) made at 67P/C-G.

## 2.2 O<sub>2</sub> Formation in the PSN

**2.1.1 During Protosolar Collapse/Protoplanetary Disk Formation**—Formation of O<sub>2</sub> during protostellar collapse and protoplanetary disk formation was evaluated by Taquet et al. (2016) using an astrochemical model for gas grain chemistry (Furuya et al. 2016). A fluid approach is used to describe the physical evolution of the cloud during its collapse and during the formation of an accretion disk described by the  $\alpha$ -viscosity prescription. The fluid parcels are traced with the 2D axisymmetric and semi-analytical model initially developed by Visser et al. (2009). The initial composition of the gas and solid phase of the parent cloud was obtained from a molecular cloud model (Furuya et al. 2015) in which the amount of O<sub>2</sub> ice is negligible at the onset of the collapse. The authors found that some gaseous O<sub>2</sub> can form (up to 10<sup>-6</sup>H<sub>2</sub>), but that O<sub>2</sub> trapped in H<sub>2</sub>O ice does not form efficiently. Because most of the O-bearing species are in the ices at the onset of the collapse, gaseous O<sub>2</sub> can only form through photodissociation or desorption of H<sub>2</sub>O by stellar UV followed by subsequent gas phase reactions. In their simulations, this formation process failed to reproduce the observations of O<sub>2</sub> made in 67P/C-G. They found that the O<sub>2</sub>/H<sub>2</sub>O ratio in the ice was several orders of magnitude lower, except for a few parcels of the upper layers of the disk where it is higher than 10<sup>-2</sup>. They also found that O<sub>2</sub> was associated with CO<sub>2</sub> rather than with H<sub>2</sub>O because CO<sub>2</sub> ice reformation was more favorable than H<sub>2</sub>O reformation.

Taquet et al. (2016) ran another simulation where they modified the initial conditions in order to have a O<sub>2</sub>/H<sub>2</sub>O ratio of 5% in the ice, comparable to the ratio in 67P/C-G, at the beginning of the collapse. This simulation shows that this ratio is largely preserved, indicating that O<sub>2</sub> produced in an earlier stage, for instance at the molecular cloud stage, would be preserved during the formation of the protoplanetary disk.

**2.2.2 During the Vertical Transport of Icy Grains**—The O<sub>2</sub> formation in icy grains irradiated during their transport towards the upper layers of the PSN has been investigated by Mousis et al. (2018). In this scenario, the icy grains present in the midplane were lifted toward the upper layers of the disk and dragged down over a large number of cycles, due to

turbulent mixing (see Fig. 4). Consequently, these grains spent a non-negligible fraction of their lifetime in the disk's upper regions, where CRF irradiation was stronger than in the PSN midplane.

The computations performed by Mousis et al. (2018) suggest that, even if a significant fraction of the icy particles have followed a back and forth cycle towards the upper layers of the disk over 10 million of years in a static PSN, the amount of O<sub>2</sub> created via radiolysis is at least ~ two orders of magnitude lower than the Rosetta observations, making the proposed mechanism completely negligible if at play. This timespan exceeds by far the formation timescale of 67P/C-G, which has been estimated to range between 2.2 and 7.7 Myr after the formation of Ca-Al-rich inclusions in the PSN (Mousis et al. 2017). They also found that an increase of the CRF up to a factor of ~100 due to a close supernova explosion would not substantially change the O<sub>2</sub>/H<sub>2</sub>O ratio in icy grains because the timespan of such an event (a few kyr) is too short (Mousis et al. 2016b).

## 2.3 Different O<sub>2</sub> Trapping Scenarios

**2.3.1 Trapping in Amorphous Ice in the PSN Prior to Comet Formation**—If O<sub>2</sub> were produced in the molecular cloud prior to the formation of the protosolar nebula itself, might it have been trapped in grains and delivered to the protosolar nebula as the latter formed? Trapping and transport of the pre-nebular molecular oxygen in grains that reach the comet-forming zone in the protosolar nebula is a more complex problem, given the range of environments and the time dependence of processes delivering grains to the disk, along with possible modification of grains as they enter the disk (e.g., Lunine et al. 1991b).

Hence, Taquet et al. (2016) invoke the variable luminosity of low mass stars to construct a scenario in which luminosity outbursts sublimate ice from grains, allowing O<sub>2</sub> to be produced by gas phase cosmic ray energized chemistry, and then frozen out into grains of amorphous ice formed as the stellar luminosity tails off quickly. A series of such luminosity excursions could lead to the production and trapping of O<sub>2</sub> in ice grains directly within the planet-forming disk. However, they discard this disk-origin model for O<sub>2</sub> because, they argue, other species such as N<sub>2</sub> would become trapped with the O<sub>2</sub>, which is not consistent with the observed depletion and lack of correlation with H<sub>2</sub>O in 67P/C-G, in contrast with O<sub>2</sub>'s strong correlation (N<sub>2</sub> should be more poorly trapped in amorphous ice than O<sub>2</sub>, since the measured binding energy for adsorption of N<sub>2</sub> is about 2/3 that of O<sub>2</sub> (see Introduction), though the key here is the difference in correlation with H<sub>2</sub>O). Another concern, not raised by Taquet et al. (2016), is whether the luminosity fall-off and cooling are fast enough to form the amorphous ice required to trap the molecular oxygen.

Taquet et al. (2016) favor a dark cloud site, outside of and perhaps prior to the protosolar nebula, for the chemical production of O<sub>2</sub> from H<sub>2</sub>O. Although consistent with the cometary data, the consequent complexities of delivery to the disk including the potential for removal of the O<sub>2</sub> from the ice by even modest heating, must be considered in contemplating a molecular cloud source.

**2.3.2 Trapping in Clathrate Hydrate**—Trapping of volatile species in nebular clathrate hydrate has been treated by numerous groups over a number of years, but with less

attention paid to molecular oxygen until very recently. Tse et al. (1986) prepared a clathrate hydrate with O<sub>2</sub> as the sole “guest” species (the molecule occupying the void or cage site in the water ice H-bonded structure) and found it to induce the so-called structure II clathrate, with 16 small and 8 large cages per unit cell. The dominant clathrate-forming species in the solar nebula, CO and CH<sub>4</sub>, both induce structure I clathrate formation (Lunine and Stevenson 1985), but O<sub>2</sub> will incorporate as a secondary guest species in the structure I. Mousis et al. (2016b) numerically computed O<sub>2</sub> incorporation in clathrate in the nebula by considering a two-component gas of O<sub>2</sub> and CO, employing a statistical mechanical formalism first used comprehensively for solar system studies by Lunine and Stevenson (1985), but with molecular interaction (Kihara) parameters from the most recent data sets available. Mousis et al. (2016b) found that the ratio of O<sub>2</sub> to CO in the clathrate hydrate was up to twice that in the coexisting gas phase of the nebula. Given the lack of evidence for direct condensation of the class of volatile species O<sub>2</sub>, N<sub>2</sub>, and argon as molecular ices, clathrate hydrate may have been an important carrier of molecular oxygen in the protoplanetary disk. This scenario has been ruled out by Mousis et al. (2016b) because it predicts a strong O<sub>2</sub>-CO correlation instead of the one observed for O<sub>2</sub>-H<sub>2</sub>O, regardless the seasons or heliocentric distance of the comet.

**2.3.3 O<sub>2</sub> Condensation in the Protosolar Nebula**—As mentioned above, direct condensation of O<sub>2</sub> (and other volatiles) in the colder regions of the PSN also needs to be considered in the context of O<sub>2</sub> in comet 67P/C-G. O<sub>2</sub> and other volatiles condensed from the gas phase in the PSN may have incorporated into the forming nucleus if the nucleus was formed in a colder environment than needed for clathration. Pure Ar, N<sub>2</sub>, CO, and O<sub>2</sub> condense at similar temperatures (~ 20–25 K) in the PSN (Fray and Schmitt 2009). Therefore, their similar condensation temperature implies that if direct condensation is responsible for the observed O<sub>2</sub> in the coma of 67P/C-G, then both Ar and N<sub>2</sub> should be present in the nucleus in near-solar proportions.

ROSINA/DFMS measured the abundance of O<sub>2</sub> and other volatiles relative to H<sub>2</sub>O in the coma. While it is important to note that measurements of volatile abundances in the coma do not necessarily reflect abundances in the nucleus, they currently are our best estimate of the possible composition of the nucleus. As measured by ROSINA/DFMS, Ar/CO (Balsiger et al. 2015) and N<sub>2</sub>/CO (Rubin et al. 2015a) in the coma of 67P/C-G have been found to be significantly depleted compared to the solar abundances, by a factor of ~ 90 and 10, respectively (Mousis et al. 2016b). In addition, N<sub>2</sub> was found to be strongly depleted with respect to CO in three Oort cloud comets (Cochran et al. 2000; Cochran 2002). This depletion implies that Ar and N<sub>2</sub> did not likely form substantial amounts of pure condensates in the PSN where comet 67P/C-G was formed. However, a mixture of pure condensates and clathrates in the nucleus of 67P/C-G is also possible.

O<sub>2</sub> was observed to correlate strongly with H<sub>2</sub>O during the six-month approach-phase interval reported by Bieler et al. (2015). If such strong correlation is representative of the outgassing behavior through the entire orbit, then it is likely that either O<sub>2</sub> and H<sub>2</sub>O desorb together, or that O<sub>2</sub> is produced from H<sub>2</sub>O (see Sect. 3 for details).

### 3 Post-agglomeration Formation Scenarios

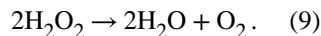
#### 3.1 *In Situ* O<sub>2</sub> Formation Processes

**3.1.1 Eley-Rideal Reactions**—An alternative hypothesis concerning a class of rarely-considered Eley-Rideal mechanisms (ER) was recently proposed by Yao and Giapis (2017) to explain the presence of O<sub>2</sub> in the coma of 67P/C-G. In these ER reactions, energetic water-derived ions (e.g. H<sub>2</sub>O<sup>+</sup>, H<sub>3</sub>O<sup>+</sup>, OH<sup>+</sup>, O<sup>+</sup>) are accelerated by the solar wind and are pulled back toward the nucleus (or other surfaces). Based on laboratory experiments, when the ionized water-group species collide with oxidized Si/Fe or other mineral surfaces, they abstract an oxygen atom and form an excited precursor state. The dissociation of this precursor state generates energetic O<sub>2</sub><sup>-</sup> anions, which are then converted to O<sub>2</sub> by photo-detachment. O<sub>2</sub><sup>-</sup> and energetic O<sub>2</sub> produced this way was proposed to account for the O<sub>2</sub> detected in the coma of 67P/C-G (Yao and Giapis 2017). Since O<sub>2</sub> is produced from H<sub>2</sub>O on multiple possible surfaces in the proposed ER reactions, the two species must be closely associated at all times, and the O<sub>2</sub><sup>-</sup> production rate must be proportional to the accelerated cometary H<sub>2</sub>O ion flux. In addition to energetic water-derived ions, O<sub>2</sub> could also be produced in collisions of (1) energetic hydronium ions, (2) energetic neutral water molecules, and (3) excited atomic oxygen (thermal or hyperthermal) on the surfaces of the nucleus, the spacecraft, or the DFMS instrument itself.

While the proposed ER reactions do explain the strong correlation between H<sub>2</sub>O and O<sub>2</sub> as reported by Bieler et al. (2015), the energetic water ion flux (Nilsson et al. 2017; Fuselier et al. 2015) seems to be too low to account for the observed high O<sub>2</sub> abundance in the coma of 67P/C-G. Recently, Heritier et al. (2018) concluded that both the integrated energetic cometary water-group ion flux and the maximum fraction of O<sub>2</sub> produced via ER reactions (assuming 100% yield) were insufficient for ER reactions to be the dominant O<sub>2</sub> source. In fact, they estimated that the O<sub>2</sub> production rate by ER reactions is at least 4 orders of magnitude lower than the observed O<sub>2</sub> production rate, even when using the conservative low O<sub>2</sub> concentration of 1%. In addition, Heritier et al. (2018) argue that the energetic water ions that drive ER reactions were anti-correlated with the O<sub>2</sub> density measured by ROSINA/DFMS, at least for March 5–23, 2016. At the same time, Yao and Giapis (2018) argued that “cold” water ions, whose flux is about 100 times that of the “accelerated” water ions (Nilsson et al. 2015) bombarding the spacecraft could produce O<sub>2</sub> in situ. Whether this O<sub>2</sub> would be detected by DFMS is uncertain as the DFMS response under exposure to a low-pressure water plasma containing O<sub>2</sub> is unknown (Yao and Giapis 2018). It is also important to note that Alice has detected O<sub>2</sub> independently of ROSINA (Keeney et al. 2017a), and post-perihelion Alice results indicate that the relative O<sub>2</sub>/H<sub>2</sub>O decreases with increasing impact parameter above the nucleus (Keeney et al. 2017b). Although the Alice measurements may arguably be affected by spacecraft-produced O<sub>2</sub>, the observed O<sub>2</sub>/H<sub>2</sub>O variation with impact parameter would be unlikely within this framework. Finally, ER reactions require a direct collision with the appropriate atom, which is a low probability process.

### 3.1.2 O<sub>2</sub> Formation via H<sub>2</sub>O<sub>2</sub> Dismutation/Disproportionation—Dulieu et al.

(2017) proposed dismutation of cometary H<sub>2</sub>O<sub>2</sub> as a source of O<sub>2</sub> observed in the comae of 67P/C-G by ROSINA/DFMS (Bieler et al. 2015) and Halley by the Giotto mass spectrometer (Rubin et al. 2015b). The peroxide is suggested to have a primordial origin, co-produced with water ice on surfaces of interstellar dust grains via hydrogenation reaction of O-bearing species, and transported into the comet-forming regions of the proto-planetary disks (Taquet et al. 2016). The comet's volatile constituents, including water ice and peroxide, undergo temperature-dependent sublimation during perihelion approach. The peroxide either desorbs as intact molecules, or dismutates as the global reaction



Based on results from their laboratory experiments summarized below, the authors (Dulieu et al. 2017) assert this peroxide-derived O<sub>2</sub> as the source of molecular oxygen detected in the coma of 67P/C-G at abundances ranging from ~1–10% relative to H<sub>2</sub>O.

In the first set of experiments, the authors co-deposited molecular O<sub>2</sub> with an atomic beam of D onto an amorphous silicate substrate held at 10 K. These species condensed and reacted to form a thin film (< 1 ML (monolayer)) of O<sub>2</sub>, D<sub>2</sub>O, and D<sub>2</sub>O<sub>2</sub>, which are thermally desorbed and detected with a mass spectrometer when the substrate was heated to > 200 K at 10 Kmin<sup>-1</sup>. The key result was the presence of O<sub>2</sub> and D<sub>2</sub>O desorption peaks at 175 K, accompanying the sublimation of the less volatile D<sub>2</sub>O<sub>2</sub>. Dulieu and coworkers interpreted the higher temperature O<sub>2</sub> and D<sub>2</sub>O peaks as the signature of D<sub>2</sub>O<sub>2</sub> dismutation. While a fraction of the D<sub>2</sub>O<sub>2</sub> sublimates intact, some are converted to D<sub>2</sub>O and O<sub>2</sub> on the surface and released in the gas phase. Above 180 K, the ratio O<sub>2</sub>/D<sub>2</sub>O<sub>2</sub> is about 0.4; nearly half that of D<sub>2</sub>O/D<sub>2</sub>O<sub>2</sub> ~ 1, and consistent with the stoichiometry of the dismutation reaction.

The second set of experiments was a repeat of the first set, except performed on a 25 ML-thick compact H<sub>2</sub>O ice pre-deposited on top of the silicate substrate. A distinct O<sub>2</sub> peak was observed at 155 K, immediately following the main H<sub>2</sub>O/HDO desorption. Solid-state isotope exchange led to the conversion of D<sub>2</sub>O and D<sub>2</sub>O<sub>2</sub> formed via O<sub>2</sub> + D reactions into HDO and HDO<sub>2</sub>, respectively. However, it is not clear what fraction of the deuterated species was substituted with H even to form H<sub>2</sub>O<sub>2</sub>, which is not discussed.

Several differences were noted compared to the first set of experiments: the O<sub>2</sub> peak was observed at 155 K, 20 K lower compared to the first experiments. Further, no concurrent HDO<sub>2</sub> desorption peak was observed with O<sub>2</sub>. Instead, the HDO<sub>2</sub> sublimation followed the O<sub>2</sub> peak at 160 K. The authors claim a dismutation origin for the O<sub>2</sub>, since they report a HDO desorption rate twice that of O<sub>2</sub> at 155 K. However, this is not consistent with the data in Fig. 3 of their manuscript (reproduced here as Fig. 5) where the HDO rate is about ten times larger compared to O<sub>2</sub>. Furthermore, to explain the absence of HDO<sub>2</sub>, the authors inferred a highly efficient peroxide dismutation (close to unity) attributed to the high concentration of peroxide that accumulates on the silicate substrate following H<sub>2</sub>O sublimation, and the catalytic effect of the substrate favoring peroxide dismutation. Above

160 K, the three species continue to effuse out with  $O_2/HDO_2$  and  $D_2O/D_2O_2$  ratios more consistent with dismutation.

The dismutation process requires the incorporation of primordial peroxide into the cometary nucleus. Though astrochemical models (Tielens and Hagen 1982; van Dishoeck et al. 2013) predict the occurrence of peroxide on interstellar grains, and laboratory experiments support the formation of  $H_2O_2$  via hydrogenation reactions with O-bearing species (Dulieu et al. 2010; Ioppolo et al. 2008; Jing et al. 2011; Oba et al. 2009), an unambiguous detection of solid peroxide in the molecular clouds has not been reported to date.  $H_2O_2$  has been reported in the gas phase, but at a small abundance of  $10^{-10}$  relative to  $H_2$  (Bergman et al. 2011). Smith et al. (2011) analyzed the infrared spectra of several molecular clouds, and placed upper limits on  $H_2O_2$  abundance ( $9 \pm 4\%$  relative to water ice) by assessing the possible contribution of the  $3.5 \mu m$  peroxide feature measured in the laboratory to the  $3.47 \mu m$  interstellar feature. However, other  $H_2O_2$ -specific absorption features expected at  $7$  and  $11.3 \mu m$  were not identified, probably due to masking by underlying  $H_2O$  and silicate features (Smith et al. 2011). Further, it is not clear if the primordial  $H_2O_2$  can survive the evolution of the dark clouds to protoplanetary disks and be transported unaltered to the comet-forming regions.

It is also challenging to reconcile the highly efficient (50–100%) peroxide dismutation with other laboratory experiments where stable films of pure crystalline  $H_2O_2$  (~98% purity) is obtained from the isothermal distillation of  $H_2O$ - $H_2O_2$  films at 167 K (Loeffler et al. 2006b). This temperature exceeds the dismutation temperature of 155 K. Using a quartz crystal microbalance, Loeffler and colleagues reported no mass loss ( $< 0.1 H_2O_2$  ML, the detection limit of the microbalance) from a distilled crystalline peroxide film (Loeffler et al. 2006b). Any  $H_2O_2$  dismutation into  $O_2$  and  $H_2O$ , which are thermally unstable at 167 K, would have resulted in a mass loss. While we note the use of different substrates (gold vs. silicate), the substrate-promoted dismutation is likely not important for multi-layered peroxide films obtained by Loeffler et al. (2006b).

Finally,  $H_2O_2$  can fragment into  $O_2$  from electron impact in the ionization region of the mass spectrometer (Loeffler et al. 2006a). Also, collision with the chamber walls can dissociate  $H_2O_2$  to  $O_2$ . It is unclear if the desorption flux reported by Dulieu et al. (2017) were corrected for fragmentation.

### 3.2 Post-accretion Radiolysis

One can wonder how radiolysis affected cometary ices over their orbital history during their 4.56 billion-year evolution in the Solar System. Bieler et al. (2015) noted that comets are subject to radiolysis on 3 different timescales: (i) billions of years during their residence in the Kuiper belt, (ii) over a period of a few years when they enter the inner Solar System, and (iii) on very short timescales when they approach perihelion. The authors estimated that the skin depth for producing  $O_2$  is in the range of meters during their residence in the Kuiper belt. However, once a comet migrates towards the inner Solar System, it easily loses surface material over depths reaching several meters during each orbit. This material loss implies that, according to Bieler et al. (2015), no  $O_2$  produced during the Kuiper belt phase is likely to remain in the amount exceeding the percentage level. Radiolysis and photolysis by solar

wind and UV flux in the inner Solar System may also produce O<sub>2</sub> at the top micrometer levels of cometary surfaces. Meanwhile, based on measurements of continuous mass loss through outgassing, Bieler et al. (2015) estimated that 67P/C-G's active surface areas lost a depth of several centimeters during their sampling period between September 2014 and March 2015. Because their data show a constant O<sub>2</sub>/H<sub>2</sub>O ratio during the studied time interval instead of a continuous decrease, the authors ruled out the hypothesis that a recent production by radiolysis or photolysis may be the source of the measured O<sub>2</sub>. In addition, Bieler et al. (2015) excluded the possibility of instant creation of O<sub>2</sub> by radiolysis or photolysis because these processes would lead to variable O<sub>2</sub>/H<sub>2</sub>O ratios as a result of different heliocentric distances and illumination conditions.

**3.2.1 Endogenic Radiolysis**—A possible source of molecular oxygen in 67P/C-G is radiation chemistry of ice induced by an endogenic source—decaying radionuclides present in the chondritic dust that represents 4/5th of the mass of the comet (Rotundi et al. 2015). Short-lived (<sup>26</sup>Al, <sup>60</sup>Fe) and long-lived (<sup>40</sup>K, <sup>235</sup>U, <sup>238</sup>U, <sup>232</sup>Th) radionuclides emit energetic alpha particles (helium nuclei), beta particles (electrons), and gamma rays that interact with the surrounding materials, including ice. Assuming an even repartition of the radionuclide-bearing dust, this process would produce O<sub>2</sub> homogeneously within the ice, in conformity with the observation of an O<sub>2</sub> signal correlated with water (Bieler et al. 2015).

Using a production model originally developed for Earth water-rock mixtures (Hofman 1992; Lin et al. 2005a,b; Bouquet et al. 2017), Bouquet et al. (2018) estimated a maximum value of 1% O<sub>2</sub>/H<sub>2</sub>O produced within 67P/C-G over the age of the Solar System, which is below the 3.8% value derived from the ROSINA/DFMS observations. However, this estimate relies on O<sub>2</sub> production yields from ice irradiation experiments, which are motivated by the need to understand the evolution of icy surfaces exposed to planetary radiation belts (e.g. Europa). These experiments are therefore performed at projectile energies lower than the values relevant to radionuclide decay emissions, and gamma ray irradiation is usually not considered. Additionally, the results of Teolis et al. (2017) indicate that O<sub>2</sub> production yields in ice are higher for low projectile energies and high ice temperatures (> 80 K). Conditions in comet 67P/C-G are therefore unfavorable for O<sub>2</sub> production, as projectile energies are high and the temperature has stayed below 80 K for most of the comet's history (Mousis et al. 2017). For these reasons, the 1% value reported in Bouquet et al. (2018), which uses the highest yields from the literature, is an upper limit.

It should be noted that H<sub>2</sub>O<sub>2</sub> is also produced by ice radiation chemistry in a more consistent manner than O<sub>2</sub> (Teolis et al. 2017) regarding projectile energy. The findings of Bouquet et al. (2018) point to the potential for endogenic radiolysis to produce amounts of H<sub>2</sub>O<sub>2</sub> on the order of a tenth of a percent compared to water. Such quantities are incompatible with the very low abundance of H<sub>2</sub>O<sub>2</sub> detected by ROSINA/DFMS (Bieler et al. 2015), indicating that either production was prevented, or that H<sub>2</sub>O<sub>2</sub> was destroyed by a chemical process, possibly producing O<sub>2</sub> (Dulieu et al. 2017).

Endogenic radiolysis cannot account for the abundance of O<sub>2</sub> measured by ROSINA, but it may have produced a non-negligible fraction of it, either directly, or through production and

destruction of H<sub>2</sub>O<sub>2</sub>. This homogenous distribution of O<sub>2</sub> in the ice would fit the observed correlation with water. More laboratory data is required to better constrain this fraction.

## 4 Conclusions

The presence of large amounts of O<sub>2</sub> in the coma of 67P/C-G continues to be perplexing. While several possible scenarios have been postulated for the formation of cometary O<sub>2</sub>, the current state of analysis of the published *Rosetta* data preclude the determination of its dominant source and origin. All O<sub>2</sub> formation mechanisms currently proposed in the literature rely heavily and solely on the only available published O<sub>2</sub> data, which only covers a six-month time interval from *Rosetta*'s approach phase (Bieler et al. 2015). This limitation raises the issue of how representative the time interval is for the entire orbit of 67P/C-G, which would be key for deciphering the origin of O<sub>2</sub>. Is the O<sub>2</sub>-H<sub>2</sub>O correlation strong throughout the orbit, or does it change with heliocentric distance? Are there any hemispherical differences between the correlations? Do the large-scale changes or the lack thereof more or less agree with the small-scale changes, and if not, then why? Does the O<sub>2</sub>/H<sub>2</sub>O ratio remain fairly constant at different orbital segments, or does it change systematically/randomly/hemispherically/with illumination/with temperature? Is the bulk of cometary O<sub>2</sub> produced by one dominant mechanism, or do multiple production mechanisms contribute to the signal? Does the dominant production mechanism change at different parts of the orbit? These are just a handful of questions that need to be answered in order to assess the viability of each scenario reviewed in this paper. Some of the answers most likely lie in the systematic analysis of the *Rosetta* data, and some issues will likely require future missions to address.

If O<sub>2</sub> is primordial, then the O<sub>2</sub>/H<sub>2</sub>O should remain nearly constant with heliocentric distance, regardless of the hemisphere (see Fig. 1). That is because O<sub>2</sub> and H<sub>2</sub>O ices in the nucleus would be physically related. That means that the production rate of O<sub>2</sub> must be related to the production rate of H<sub>2</sub>O at all times. When more H<sub>2</sub>O is released from the nucleus due to higher sublimation rates, more O<sub>2</sub> is also released, resulting in a nearly constant O<sub>2</sub>/H<sub>2</sub>O with season, hemisphere, and heliocentric distance. On the other hand, if O<sub>2</sub> has a present-day origin and is produced *in situ*, then the O<sub>2</sub>/H<sub>2</sub>O is expected to change with the seasons and heliocentric distance. If O<sub>2</sub> is produced *in situ* from water-group ions accelerated by the solar wind hitting various surfaces and triggering ER reactions, then O<sub>2</sub> production would have to depend on: (i) the H<sub>2</sub>O production rate, (ii) on the intensity of the solar UV/photoelectrons and the solar wind/energetic electrons, and (iii) dynamic processes in the solar wind including its interaction with the coma (shocks, discontinuities, etc.). UV photons and photoelectrons ionize the cometary H<sub>2</sub>O molecules, while the solar wind and energetic electrons drag these water-derived ions back onto the surface, initiating the ER reactions. The H<sub>2</sub>O production rate scales with heliocentric distance ( $R_h$ ) as a function of roughly  $R_h^{-c_2}$ , where  $c_2 = 5$  and  $c_2 = 7$  pre- and post-perihelion, respectively (Hansen et al. 2016). At the same time, the solar wind and solar UV scale with  $R_h$  as  $\sim 1/R_h^2$ . Therefore, the production rate of O<sub>2</sub> should scale with  $\sim R_h^{-(c_2-2)}$ , while the production rate of H<sub>2</sub>O is  $R_h^{-c_2}$ , meaning that the O<sub>2</sub>/H<sub>2</sub>O ratio should follow a  $\sim 1/R_h^2$  dependence. Thus, if ER

reactions produce the majority of the observed O<sub>2</sub>, then the O<sub>2</sub>/H<sub>2</sub>O ratio should be several factors (by a factor of ~ 5) higher at perihelion than at 3 AU. Therefore, analysis of the O<sub>2</sub>/H<sub>2</sub>O over the extent of the mission would be needed to conclude whether or not the ratio changes with cometocentric distance. In addition, ER reactions are independent of the illumination conditions and the nucleus temperature. At the same time, H<sub>2</sub>O<sub>2</sub> dismutation/disproportionation reactions are temperature-dependent, and the O<sub>2</sub>/H<sub>2</sub>O<sub>2</sub> ratio should vary below about 180 K (Dulieu et al. 2017). At  $R_h \approx 3$  AU the conditions were ideal for identifying differences in the O<sub>2</sub>/H<sub>2</sub>O<sub>2</sub> between the two hemispheres due to the different hemispheric temperatures; hence, looking at time periods prior to the inbound equinox and following the outbound equinox may be a good start. We also note that a possible lack of correlation between O<sub>2</sub> and H<sub>2</sub>O may occur as a result of H<sub>2</sub>O re-condensation onto the nucleus after the more volatile O<sub>2</sub> has already sublimated away. This re-sublimated H<sub>2</sub>O would not contain O<sub>2</sub> anymore; hence, would weaken the correlation between O<sub>2</sub> and H<sub>2</sub>O.

A potential strong correlation between O<sub>2</sub> and CO, and/or O<sub>2</sub> and CO<sub>2</sub> (hemispheric and/or over a given period along the orbit) would make it more likely that O<sub>2</sub> was formed in the PSN instead of the ISM, and that it is not produced *in situ*. In that case, determining the O<sub>2</sub>/CO ratio over time and comparing it to calculations from the clathrate model of Mousis et al. (2016b) could provide more definitive answers as to what phase O<sub>2</sub> is stored in the nucleus. Furthermore, the time scales calculated by Mousis et al. (2016b) may yield a different conclusion about the formation location of icy grains if the GCR flux (H and Fe) were estimated using a different approach, i.e. that of Webber and Yushak (1983). While the Fe flux is lower than the proton flux based on the latter approach, the electronic stopping in H<sub>2</sub>O ice is higher, which could potentially make Fe contribute more heavily to O<sub>2</sub> production in icy grains. In future parameter studies, both the issue of GCR flux and the depth-dependency of the O<sub>2</sub> yield (Teolis et al. 2017) will need to be evaluated.

The conundrums created by the discovery of O<sub>2</sub> in 67P/C-G would be readily dismissed as perhaps a peculiarity were it not for the conclusion that 1P/Halley data also show evidence of this molecule in similar amounts (see Sect. 1 Introduction). The inference that 1P/Halley may have been an Oort cloud comet, rather than a Jupiter family object as 67P/C-G, might argue for a widespread occurrence of O<sub>2</sub> in the protoplanetary disk, any other explanation (such as both comets being anomalous) seeming to beg the question. It is thus incumbent upon modelers to focus additional effort on mechanisms for producing this molecule either in the protoplanetary disk, precursor clouds, or in the comet itself. The prospect that a sample of a comet nucleus might be returned to Earth, thanks to the selection for additional development of the CAESAR mission in NASA's New Frontiers program, opens up the possibility of determining how this molecule is incorporated in the ice. Until then, the difficult task of remote sensing of this symmetric molecule or its atomic fragments will have to suffice for additional data.

## Acknowledgements

This review would not have been possible without the work of the many scientists, engineers, and technicians involved in the Rosetta mission, and of the ROSINA instrument and science team. A.L.-K. and K.E.M. acknowledge support from NASA grant 80NSSC18K1620. A.L.-K. and S.A.F. gratefully acknowledge support from the US National Aeronautics and Space Administration Jet Propulsion Laboratory (NASA JPL), subcontract

no. 1496541. The work by O.M., T.R., and B.B. was carried out thanks to the support of the A\*MIDEX project (no. ANR-11-IDEX-0001-02) funded by the “Investissements d’Avenir” French government program, managed by the French National Research Agency. O.M. also acknowledges support from CNES (Centre National d’Études Spatiales). J.L.L. was a Moore Distinguished Scholar in Planetary Science at Caltech during the preparation of this chapter. The LCT team benefited from the support of the CNRS-INSU national program PCMI, and of the DIM ACAV+ regional program of Ile de France. A.B. is funded by the Cassini Project through JPL subcontract 1405853, and by the ROSINA project through JPL subcontract 129600. The work by K.E.M. was supported by the US National Aeronautics and Space Administration JPL Subcontract 1585002. The work by R.M. was supported by the Belgian Science Policy Office via PRODEX/ROSINA PEA90020 and 400010770. The authors would also like to thank two anonymous reviewers for their comments, which helped improve this paper.

## References

- Altwegg K, Balsiger H, Bar-Nun A, Berthelier JJ, Bieler A, Bochsler P, Briois C, Calmonte U, Combi M, De Keyser J, Eberhardt P, Fiethe B, Fuselier S, Gasc S, Gombosi TI, Hansen KC, Hässig M, Jäckel A, Kopp E, Korth A, LeRoy L, Mall U, Marty B, Mousis O, Neefs E, Owen T, Rème H, Rubin M, Sémon T, Tzou C-Y, Waite H, Wurz P, 67P/Churyumov-Gerasimenko, a Jupiter family comet with a high D/H ratio. *Science* 347(27), 1261952 (2015). 10.1126/science.1261952 [PubMed: 25501976]
- Bahr DA, Famá M, Vidal RA, Baragiola RA, Radiolysis of water ice in the outer solar system: sputtering and trapping of radiation products. *J. Geophys. Res* 106, 33285–33290 (2001). 10.1029/2000JE001324
- Balsiger H, Altwegg K, Bochsler P, Eberhardt P, Fischer J, Graf S, Jäckel A, Kopp E, Langer U, Mildner M, Müller J, Riesen T, Rubin M, Scherer S, Wurz P, Wuthrich S, Arijs E, Delanoye S, de Keyser J, Neefs E, Nevejans D, Rème H, Aoustin C, Mazelle C, Médale J-L, Sauvaud JA, Berthelier J-J, Bertaux J-L, Duvert L, Illiano J-M, Fuselier SA, Ghielmetti AG, Magoncelli T, Shelley EG, Korth A, Heerlein K, Lauche H, Livi S, Loose A, Mall U, Wilken B, Gliem F, Fiethe B, Gombosi TI, Block B, Carignan GR, Fisk LA, Waite JH, Young DT, Wollnik H, ROSINA Rosetta orbiter spectrometer for ion and neutral analysis. *Space Sci. Rev* 128, 745–801 (2007). 10.1007/s11214-006-8335-3
- Balsiger H, Altwegg K, Bar-Nun A, Berthelier J-J, Bieler A, Bochsler P, Briois C, Calmonte U, Combi M, De Keyser J, et al., Detection of argon in the coma of comet 67P/Churyumov-Gerasimenko. *Sci. Adv* 1(8), 1500377 (2015)
- Barker ES, Detection of molecular oxygen in the Martian atmosphere. *Nature* 238, 447–448 (1972). 10.1038/238447a0
- Bergman P, Parise B, Liseau R, Larsson B, Olofsson H, Menten KM, Güsten R, Detection of interstellar hydrogen peroxide. *Astron. Astrophys* 531, 8 (2011). 10.1051/0004-6361/201117170
- Bieler A, Altwegg K, Balsiger H, Bar-Nun A, Berthelier J-J, Bochsler P, Briois C, Calmonte U, Combi M, de Keyser J, van Dishoeck EF, Fiethe B, Fuselier SA, Gasc S, Gombosi TI, Hansen KC, Hässig M, Jäckel A, Kopp E, Korth A, Le Roy L, Mall U, Maggilo R, Marty B, Mousis O, Owen T, Rème H, Rubin M, Sémon T, Tzou C-Y, Waite JH, Walsh C, Wurz P, Abundant molecular oxygen in the coma of comet 67P/Churyumov-Gerasimenko. *Nature* 526, 678–681 (2015). 10.1038/nature15707 [PubMed: 26511578]
- Bouquet A, Glein CR, Wyrick D, Waite JH, Alternative energy: production of H<sub>2</sub> by radiolysis of water in the rocky cores of icy bodies. *Astrophys. J. Lett* 840, 8 (2017). 10.3847/2041-8213/aa6d56
- Bouquet A, Mousis O, Teolis B, Nicolaou G, Ozgurel O, Pauzat F, Ellinger Y, Ronnet T, Waite JH, Endogenic radiolysis as a source of molecular oxygen in comet 67P/Churyumov-Gerasimenko? *Astrophys. J* 869, 1–9 (2018). 10.3847/1538-4357/aad22f
- Chen J-H, Goldsmith PF, Viti S, Snell R, Lis DC, Benz A, Bergin E, Black J, Caselli P, En-crenaz P, Falgarone E, Goicoechea JR, Hjalmarsen Å, Hollenbach D, Kaufman M, Melnick G, Neufeld D, Paganì L, van der Tak F, van Dishoeck E, Yildiz UA, Herschel HIFI observations of O<sub>2</sub> toward orion: special conditions for shock enhanced emission. *Astrophys. J* 793, 111 (2014). 10.1088/0004-637X/793/2/111
- Ciesla FJ, The phases of water ice in the solar nebula. *Astrophys. J. Lett* 784, 1 (2014). 10.1088/2041-8205/784/1/L1

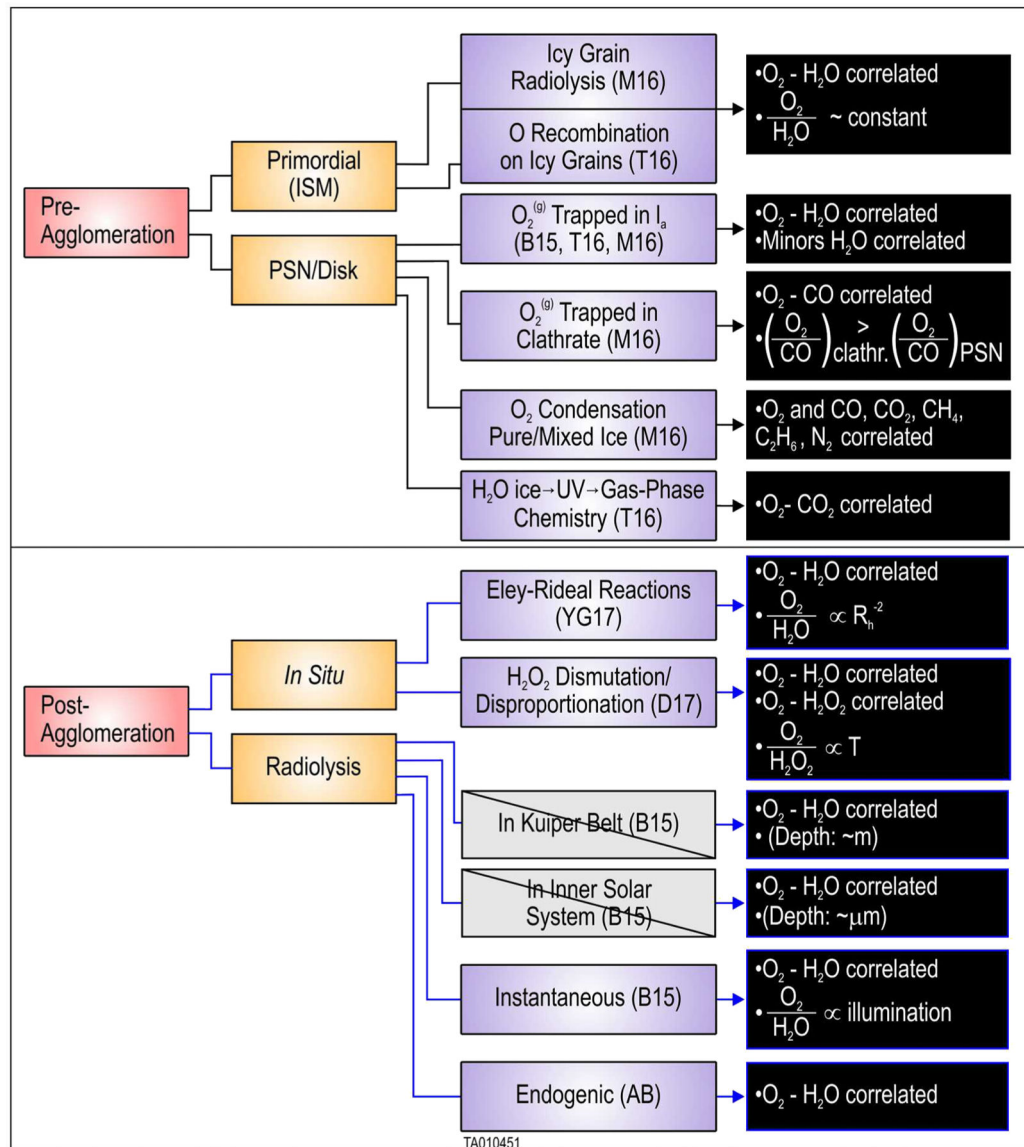
- Cochran AL, A search for  $N_2^+$  in spectra of comet C/2002 C1 (Ikeya-Zhang). *Astrophys. J. Lett* 576, 165168 (2002). 10.1086/343763
- Cochran AL, Cochran WD, Barker ES,  $N_2^+$  and  $CO^+$  in comets 122P/1995 S1 (deVico) and C/1995 O1 (Hale-Bopp). *Icarus* 146, 583–593 (2000). 10.1006/icar.2000.6413
- Cooper JF, Christian ER, Richardson JD, Wang C, Proton irradiation of Centaur, Kuiper belt, and Oort cloud objects at plasma to cosmic ray energy. *Earth Moon Planets* 92, 261–277 (2003). 10.1023/B:MOON.0000031944.41883.80
- Cruikshank DP, Brown RH, Calvin WM, Roush TL, Bartholomew MJ, Ices on the satellites of Jupiter, Saturn, and Uranus, in *Solar System Ices* (Springer, Berlin, 1998), pp. 579–606
- Cuppen HM, Herbst E, Simulation of the formation and morphology of ice mantles on interstellar grains. *Astrophys. J* 668, 294–309 (2007). 10.1086/521014
- D'Hendecourt LB, Allamandola LJ, Greenberg JM, Time dependent chemistry in dense molecular clouds. I—grain surface reactions, gas/grain interactions and infrared spectroscopy. *Astron. Astrophys* 152, 130–150 (1985)
- Dhooghe F, De Keyser J, Altwegg K, Briois C, Balsiger H, Berthelier J-J, Calmonte U, Cessateur G, Combi MR, Equeter E, Fiethe B, Fray N, Fuselier S, Gasc S, Gibbons A, Gombosi T, Gunell H, Hässig M, Hilchenbach M, Le Roy L, Maggiolo R, Mall U, Marty B, Neefs E, Rème H, Rubin M, Sémon T, Tzou C-Y, Wurz P, Halogens as tracers of protosolar nebula material in comet 67P/Churyumov-Gerasimenko. *Mon. Not. R. Astron. Soc* 472, 1336–1345 (2017). 10.1093/mnras/stx1911
- Dulieu F, Amiaud L, Congiu E, Fillion J-H, Matar E, Momeni A, Pirronello V, Lemaire JL, Experimental evidence for water formation on interstellar dust grains by hydrogen and oxygen atoms. *Astron. Astrophys* 512, 30 (2010). 10.1051/0004-6361/200912079
- Dulieu F, Minissale M, Bockelee-Morvan D, Production of  $O_2$  through dismutation of  $H_2O_2$  during water ice desorption: a key to understanding comet  $O_2$  abundances. *Astron. Astrophys* 597, 56 (2017). 10.1051/0004-6361/201628445
- Ellinger Y, Pauzat F, Mousis O, Guilbert-Lepoutre A, Leblanc F, Ali-Dib M, Doronin M, Zicler E, Doressoundiram A, Neutral Na in cometary tails as a remnant of early aqueous alteration. *Astrophys. J. Lett* 801, 30 (2015). 10.1088/2041-8205/801/2/ZL30
- Fougere N, Altwegg K, Berthelier J-J, Bieler A, Bockelee-Morvan D, Calmonte U, Capaccioni F, Combi MR, De Keyser J, Debout V, Erard S, Fiethe B, Filacchione G, Fink U, Fuselier SA, Gombosi TI, Hansen KC, Hässig M, Huang Z, Le Roy L, Leyrat C, Migliorini A, Piccioni G, Rinaldi G, Rubin M, Shou Y, Tennishev V, Toth G, Tzou C-Y, Direct simulation Monte Carlo modelling of the major species in the coma of comet 67P/Churyumov-Gerasimenko. *Mon. Not. R. Astron. Soc* 462, 156–169 (2016). 10.1093/mnras/stw2388
- Fray N, Schmitt B, Sublimation of ices of astrophysical interest: a bibliographic review. *Planet. Space Sci.* 57, 2053–2080 (2009). 10.1016/j.pss.2009.09.011
- Furuya K, Aikawa Y, Hincelin U, Hassel GE, Bergin EA, Vasyunin AI, Herbst E, Water deuteration and ortho-to-para nuclear spin ratio of  $H_2$  in molecular clouds formed via the accumulation of H I gas. *Astron. Astrophys* 584, 124 (2015). 10.1051/0004-6361/201527050
- Furuya K, van Dishoeck EF, Aikawa Y, Reconstructing the history of water ice formation from  $HDO/H_2O$  and  $D_2O/HDO$  ratios in protostellar cores. *Astron. Astrophys* 586, 127 (2016). 10.1051/0004-6361/201527579
- Fuselier SA, Altwegg K, Balsiger H, Berthelier JJ, Bieler A, Briois C, Broiles TW, Burch JL, Calmonte U, Cessateur G, Combi M, De Keyser J, Fiethe B, Galand M, Gasc S, Gombosi TI, Gunell H, Hansen KC, Hässig M, Jäckel A, Korth A, Le Roy L, Mall U, Mandt KE, Petrinc SM, Raghuram S, Rème H, Rinaldi M, Rubin M, Sémon T, Trattner KJ, Tzou C-Y, Vigren E, Waite JH, Wurz P, ROSINA/DFMS and IES observations of 67P: ion-neutral chemistry in the coma of a weakly outgassing comet. *Astron. Astrophys* 583, 2 (2015). 10.1051/0004-6361/201526210
- Goldsmith PF, Liseau R, Bell TA, Black JH, Chen J-H, Hollenbach D, Kaufman MJ, Li D, Lis DC, Melnick G, Neufeld D, Pagani L, Snell R, Benz AO, Bergin E, Bruderer S, Caselli P, Caux E, Encrenaz P, Falgarone E, Gerin M, Goicoechea JR, Hjalmarsen Å, Larsson B, Le Bourlot J, Le Petit F, De Luca M, Nagy Z, Roueff E, Sandqvist A, van der Tak F, van Dishoeck EF, Vastel C,

- Viti S, Yildiz U, Herschel measurements of molecular oxygen in orion. *Astrophys. J* 737, 96 (2011). 10.1088/0004-637X/737/2/96
- Hall DT, Strobel DF, Feldman PD, McGrath MA, Weaver HA, Detection of an oxygen atmosphere on Jupiter's moon Europa. *Nature* 373, 677–679 (1995). 10.1038/373677a0 [PubMed: 7854447]
- Hansen KC, Altwegg K, Berthelier J-J, Bieler A, Biver N, Bockelee-Morvan D, Calmonte U, Capaccioni F, Combi MR, de Keyser J, Fiethe B, Fougere N, Fuselier SA, Gasc S, Gombosi TI, Huang Z, Le Roy L, Lee S, Nilsson H, Rubin M, Shou Y, Snodgrass C, Tennishev V, Toth G, Tzou C-Y, Wedlund CS (Rosina Team), Evolution of water production of 67P/Churyumov-Gerasimenko: an empirical model and a multi-instrument study. *Mon. Not. R. Astron. Soc* 462, 491–506 (2016). 10.1093/mnras/stw2413
- Hasegawa TI, Herbst E, Leung CM, Models of gas-grain chemistry in dense interstellar clouds with complex organic molecules. *Astrophys. J. Suppl. Ser* 82, 167–195 (1992). 10.1086/191713
- Heritier KL, Altwegg K, Berthelier JJ, Beth A, Carr CM, De Keyser J, Ericksson AI, Fuselier SA, Galand M, Gombosi TI, Henri P, Johansson FL, Nilsson H, Rubin M, Simon Wedlund C, Taylor MGGT, Vigren E, Correspondence: on the origin of molecular oxygen in cometary comae. *Nat. Com-mun.* 9(2580) (2018)
- Hersant F, Gautier D, Huré J-M, A two-dimensional model for the primordial nebula constrained by D/H measurements in the solar system: implications for the formation of giant planets. *Astrophys. J* 554, 391–407 (2001). 10.1086/321355
- Hofman B, Isolated reduction phenomena in red-beds: a result of porewater radiolysis, in *Proceedings of the 7th International Symposium on Water-Rock Interaction* (1992), pp. 503–506
- Ioppolo S, Cuppen HM, Romanzin C, van Dishoeck EF, Linnartz H, Laboratory evidence for efficient water formation in interstellar ices. *Astrophys. J* 686, 1474–1479 (2008). 10.1086/591506
- Jing D, He J, Brucato J, De Sio A, Tozzetti L, Vidali G, On water formation in the interstellar medium: laboratory study of the O + D reaction on surfaces. *Astrophys. J. Lett* 741, 9 (2011). 10.1088/2041-8205/741/1/L9
- Johnson RE, Irradiation effects in a comet's outer layers. *J. Geophys. Res* 96, 17 (1991). 10.1029/91JE01743
- Johnson RE, Sputtering of ices in the outer solar system. *Rev. Mod. Phys* 68, 305–312 (1996). 10.1103/RevModPhys.68.305
- Johnson RE, Jessor WA, O<sub>2</sub>/O<sub>3</sub> microatmospheres in the surface of Ganymede. *Astrophys. J. Lett* 480, 79–82 (1997). 10.1086/310614
- Johnson RE, Quickenden TI, Photolysis and radiolysis of water ice on outer solar system bodies. *J. Geo-phys. Res* 102, 10985–10996 (1997). 10.1029/97JE00068
- Johnson RE, Luhmann JG, Tokar RL, Bouhram M, Berthelier JJ, Sittler EC, Cooper JF, Hill TW, Smith HT, Michael M, Liu M, Crary FJ, Young DT, Production, ionization and redistribution of O<sub>2</sub> in Saturn's ring atmosphere. *Icarus* 180, 393–402 (2006). 10.1016/j.icarus.2005.08.021
- Keeney BA, Stern SA, A'Hearn MF, Bertaux J-L, Feaga LM, Feldman PD, Medina RA, Parker JW, Pineau JP, Schindhelm E, Steffl AJ, Versteeg M, Weaver HA, H<sub>2</sub>O and O<sub>2</sub> absorption in the coma of comet 67P/Churyumov-Gerasimenko measured by the Alice far-ultraviolet spectrograph on Rosetta. *Mon. Not. R. Astron. Soc* 469, 158–177 (2017a). 10.1093/mnras/stx1426
- Keeney BA, Stern SA, Feldman PD, A'Hearn M, Bertaux J-L, Feaga LM, Medina R, Parker JW, Pineau J, Schindhelm E, Steffl AJ, Versteeg MH, Weaver HA, Stellar occultation by comet 67P/Churyumov-Gerasimenko observed with the R-alice ultraviolet spectrograph, in *AAS/Division for Planetary Sciences Meeting Abstracts #49. AAS/Division for Planetary Sciences Meeting Abstracts, vol. 49* (2017b), 509.08
- Kouchi A, Yamamoto T, Kozasa T, Kuroda T, Greenberg JM, Conditions for condensation and preservation of amorphous ice and crystallinity of astrophysical ices. *Astron. Astrophys* 290, 1009–1018 (1994)
- Kresse G, Hafner J, Ab initio molecular dynamics for open-shell transition metals. *Phys. Rev. B* 48, 13115–13118 (1993). 10.1103/PhysRevB.48.13115
- Kresse G, Hafner J, Ab initio molecular-dynamics simulation of the liquid-metal-amorphous-semiconductor transition in germanium. *Phys. Rev. B* 49, 14251–14269 (1994). 10.1103/PhysRevB.49.14251

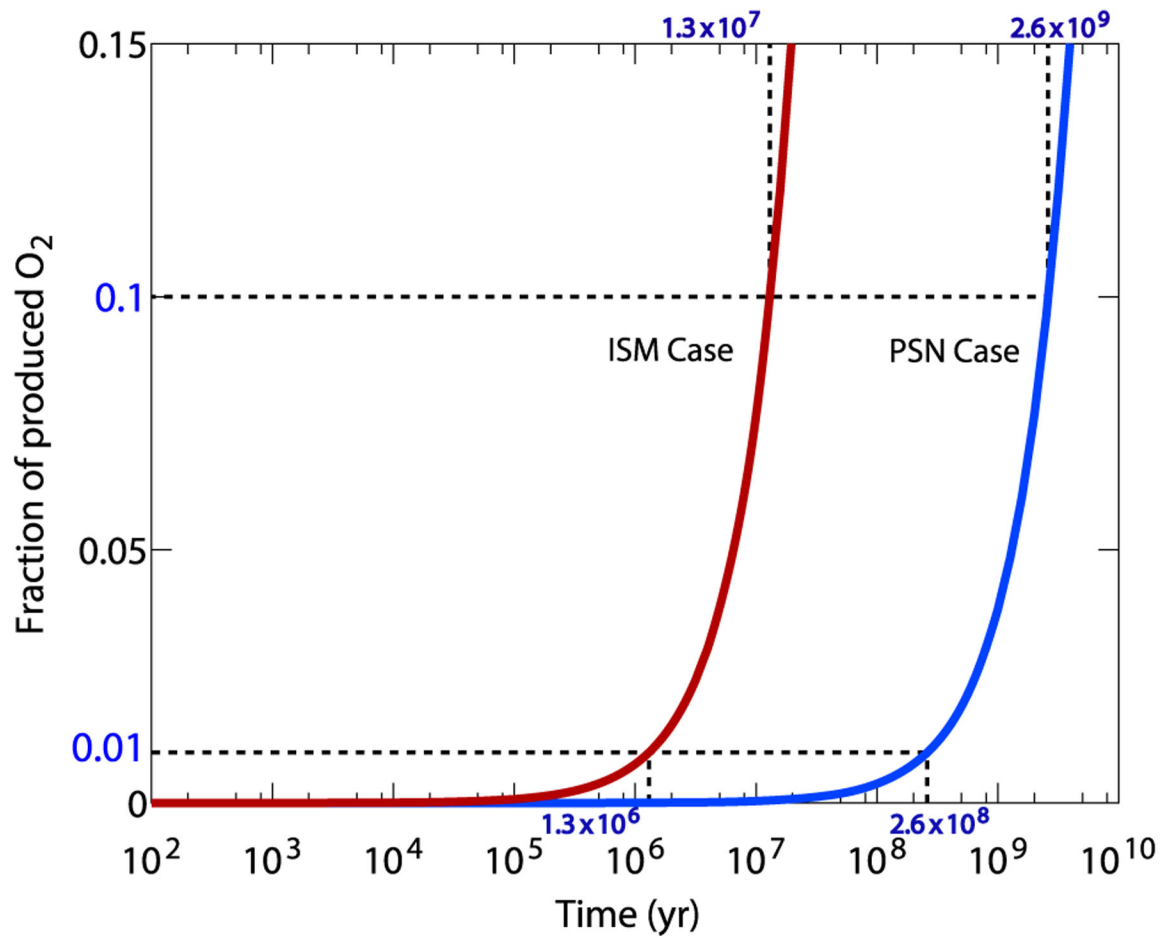
- Larsson B, Liseau R, Pagani L, Bergman P, Bernath P, Biver N, Black JH, Booth RS, Buat V, Crovisier J, Curry CL, Dahlgren M, Encrenaz PJ, Falgarone E, Feldman PA, Fich M, Florén HG, Fredrixon M, Frisk U, Gahm GF, Gerin M, Hagström M, Harju J, Hasegawa T, Hjalmarsen Å, Johansson LEB, Justtanont K, Klotz A, Kyrölä E, Kwok S, Lecacheux A, Liljeström T, Llewellyn EJ, Lundin S, Mégie G, Mitchell GF, Murtagh D, Nordh LH, Nyman L-Å, Olberg M, Olofsson AOH, Olofsson G, Olofsson H, Persson G, Plume R, Rickman H, Ristorcelli I, Rydbeck G, Sandqvist AA, Schéele FV, Serra G, Torchinsky S, Tothill NF, Volk K, Wiklund T, Wilson CD, Winnberg A, Witt G, Molecular oxygen in the  $\rho$  Ophiuchi cloud. *Astron. Astrophys* 466, 999–1003 (2007). 10.1051/0004-6361:20065500
- Lattalais M, Bertin M, Mokrane H, Romanzin C, Michaut X, Jeseck P, Fillion J-H, Chaabouni H, Congiu E, Dulieu F, Baouche S, Lemaire J-L, Pauzat F, Pilme J, Minot C, Ellinger Y, Differential adsorption of complex organic molecules isomers at interstellar ice surfaces. *Astron. Astrophys* 532, 12 (2011). 10.1051/0004-6361/201016184
- Lattalais M, Pauzat F, Ellinger Y, Ceccarelli C, Differential adsorption of CHON isomers at interstellar grain surfaces. *Astron. Astrophys* 578, 62 (2015). 10.1051/0004-6361/201526044
- Laufer D, Bar-Nun A, Ninio Greenberg A, Trapping mechanism of O<sub>2</sub> in water ice as first measured by Rosetta spacecraft. *Mon. Not. R. Astron. Soc* 469(2), 818–823 (2018)
- Lin L-H, Slater GF, Lollar BS, Lacrampe-Couloume G, Onstott TC, The yield and isotopic composition of radiolytic H<sub>2</sub>, a potential energy source for the deep subsurface biosphere. *Geochim. Cosmochim. Acta* 69, 893 (2005a). 10.1016/j.gca.2004.07.032
- Lin L-H, Hall J, Lippmann-Pipke J, Ward JA, Sherwood Lollar B, DeFlaun M, Rothmel R, Moser D, Gihring TM, Mislouck B, et al., Radiolytic H<sub>2</sub> in continental crust: nuclear power for deep subsurface microbial communities. *Geochim. Geophys. Geosyst* (2005b). 10.1029/2004GC000907
- Liseau R, Goldsmith PF, Larsson B, Pagani L, Bergman P, Le Bourlot J, Bell TA, Benz AO, Bergin EA, Bjerkeli P, Black JH, Bruderer S, Caselli P, Caux E, Chen J-H, de Luca M, Encrenaz P, Falgarone E, Gerin M, Goicoechea JR, Hjalmarsen Å, Hollenbach DJ, Justtanont K, Kaufman MJ, Le Petit F, Li D, Lis DC, Melnick GJ, Nagy Z, Olofsson AOH, Olofsson G, Roueff E, Sandqvist A, Snell RL, van der Tak FFS, van Dishoeck EF, Vastel C, Viti S, Yildiz UA, Multiline detection of O<sub>2</sub> toward  $\rho$  Ophiuchi A. *Astron. Astrophys* 541, 73 (2012). 10.1051/0004-6361/201118575
- Loeffler MJ, Teolis BD, Baragiola RA, A model study of the thermal evolution of astrophysical ices. *Astrophys. J. Lett* 639, 103–106 (2006a). 10.1086/502969
- Loeffler MJ, Teolis BD, Baragiola RA, Distillation kinetics of solid mixtures of hydrogen peroxide and water and the isolation of pure hydrogen peroxide in ultrahigh vacuum. *J. Phys. Chem. B* 110, 6911–6915 (2006b). 10.1021/jp060289s [PubMed: 16571002]
- Lunine JJ, Stevenson DJ, Thermodynamics of clathrate hydrate at low and high pressures with application to the outer solar system. *Astrophys. J. Suppl. Ser* 58, 493–531 (1985). 10.1086/191050
- Lunine JJ, Engel S, Rizk B, Horanyi M, Sublimation and reformation of icy grains in the primitive solar nebula. *Icarus* 94, 333–344 (1991a). 10.1016/0019-1035(91)90232-I
- Lunine JJ, Engel S, Rizk B, Horanyi M, Sublimation and reformation of icy grains in the primitive solar nebula. *Icarus* 94, 333–344 (1991b). 10.1016/0019-1035(91)90232-I
- Maldoni MM, Egan MP, Smith RG, Robinson G, Wright CM, Crystalline water ice in OH32.8–0.3. *Mon. Not. R. Astron. Soc* 345, 912–922 (2003). 10.1046/j.1365-8711.2003.07013.x
- Mokrane H, Chaabouni H, Accolla M, Congiu E, Dulieu F, Chehrouri M, Lemaire JL, Experimental evidence for water formation via ozone hydrogenation on dust grains at 10 K. *Astrophys. J. Lett* 705, 195–198 (2009). 10.1088/0004-637X/705/2ZL195
- Mouis O, Lunine JJ, Luspay-Kuti A, Guillot T, Marty B, Ali-Dib M, Wurz P, Altwegg K, Bieler A, Hässig M, Rubin M, Vernazza P, Waite JH, A protosolar nebula origin for the ices agglomerated by comet 67P/Churyumov-Gerasimenko. *Astrophys. J. Lett* 819, 33 (2016a). 10.3847/2041-8205/819/2/L33
- Mouis O, Ronnet T, Brugger B, Ozgurel O, Pauzat F, Ellinger Y, Maggioriolo R, Wurz P, Vernazza P, Lunine JJ, Luspay-Kuti A, Mandt KE, Altwegg K, Bieler A, Markovits A, Rubin M, Origin of molecular oxygen in comet 67P/Churyumov-Gerasimenko. *Astrophys. J. Lett* 823, 41 (2016b). 10.3847/2041-8205/823/2/L41

- Mousis O, Drouard A, Vernazza P, Lunine JJ, Monnereau M, Maggiolo R, Altwegg K, Balsiger H, Berthelier J-J, Cessateur G, De Keyser J, Fuselier SA, Gasc S, Korth A, Le Deun T, Mall U, Marty B, Rème H, Rubin M, Tzou C-Y, Waite JH, Wurz P, Impact of radiogenic heating on the formation conditions of comet 67P/Churyumov-Gerasimenko. *Astrophys. J. Lett* 839, 4 (2017). 10.3847/2041-8213/aa6839
- Mousis O, Ronnet T, Lunine JJ, Maggiolo R, Wurz P, Danger G, Bouquet A, Synthesis of molecular oxygen via irradiation of icy grains in the protosolar nebula. *Astrophys. J* 858, 66 (2018)
- Nilsson H, Stenberg Wieser G, Behar E, Wedlund CS, Kallio E, Gunell H, Edberg NJT, Eriksson AI, Yamauchi M, Koenders C, Wieser M, Lundin R, Barabash S, Mandt K, Burch JL, Goldstein R, Mokashi P, Carr C, Cupido E, Fox PT, Szego K, Nemeth Z, Fedorov A, Sauvaud J-A, Koskinen H, Richter I, Lebreton J-P, Henri P, Volwerk M, Vallat C, Geiger B, Evolution of the ion environment of comet 67P/Churyumov-Gerasimenko. Observations between 3.6 and 2.0 AU. *Astron. Astrophys* 583, 20 (2015). 10.1051/0004-6361/201526142
- Nilsson H, Wieser GS, Behar E, Gunell H, Wieser M, Galand M, Simon Wedlund C, Alho M, Goetz C, Yamauchi M, Henri P, Odelstad E, Vigren E, Evolution of the ion environment of comet 67P during the Rosetta mission as seen by RPC-ICA. *Mon. Not. R. Astron. Soc* 469, 252–261 (2017). 10.1093/mnras/stx1491
- Noll KS, Roush TL, Cruikshank DP, Johnson RE, Pendleton YJ, Detection of ozone on Saturn's satellites Rhea and Dione. *Nature* 388, 45–47 (1997) [PubMed: 9214500]
- Oba Y, Miyauchi N, Hidaka H, Chigai T, Watanabe N, Kouchi A, Formation of compact amorphous H<sub>2</sub>O ice by codeposition of hydrogen atoms with oxygen molecules on grain surfaces. *Astrophys. J* 701, 464–470 (2009). 10.1088/0004-637X/701/1/464
- Rotundi A, Sierks H, Della Corte V, Fulle M, Gutierrez PJ, Lara L, Barbieri C, Lamy PL, Rodrigo R, Koschny D, Rickman H, Keller HU, López-Moreno JJ, Accolla M, Agarwal J, A'Hearn MF, Altobelli N, Angrilli F, Barucci MA, Bertaux J-L, Bertini I, Bodewits D, Bussoletti E, Colangeli L, Cosi M, Cremonese G, Crifo J-F, Da Deppo V, Davidsson B, Debei S, De Cecco M, Esposito F, Ferrari M, Fornasier S, Giovane F, Gustafson B, Green SF, Groussin O, Grun E, Guttler C, Herranz ML, Hviid SF, Ip W, Ivanovski S, Jerónimo JM, Jorda L, Knollenberg J, Kramm R, Kuhr E, Koppers M, Lazzarin M, Leese MR, López-Jiménez AC, Lucarelli F, Lowry SC, Marzari F, Epifani EM, McDonnell JAM, Mennella V, Michalik H, Molina A, Morales R, Moreno F, Mottola S, Naletto G, Oklay N, Ortiz JL, Palomba E, Palumbo P, Perrin J-M, Rodríguez J, Sabau L, Snodgrass C, Sordini R, Thomas N, Tubiana C, Vincent J-B, Weissman P, Wenzel K-P, Zakharov V, Zarnecki JC, Dust measurements in the coma of comet 67P/Churyumov-Gerasimenko inbound to the Sun. *Science* 347(1), 3905 (2015). 10.1126/science.aaa3905
- Rubin M, Altwegg K, Balsiger H, Bar-Nun A, Berthelier J-J, Bieler A, Bochsler P, Brioso C, Calmonte U, Combi M, De Keyser J, Dhooghe F, Eberhardt P, Fiethe B, Fuselier SA, Gasc S, Gombosi TI, Hansen KC, Hässig M, Jäckel A, Kopp E, Korth A, Le Roy L, Mall U, Marty B, Mousis O, Owen T, Rème H, Sémon T, Tzou C-Y, Waite JH, Wurz P, Molecular nitrogen in comet 67P/Churyumov-Gerasimenko indicates a low formation temperature. *Science* 348, 232–235 (2015a). 10.1126/science.aaa6100 [PubMed: 25791084]
- Rubin M, Altwegg K, van Dishoeck EF, Schwehm G, Molecular oxygen in Oort cloud comet 1P/Halley. *Astrophys. J. Lett* 815, 11 (2015b). 10.1088/2041-8205/815/1/L11
- Sieger MT, Simpson WC, Orlando TM, Production of O<sub>2</sub> on icy satellites by electronic excitation of low-temperature water ice. *Nature* 394, 554–556 (1998). 10.1038/29015 [PubMed: 9707116]
- Smith RG, Charnley SB, Pendleton YJ, Wright CM, Maldoni MM, Robinson G, On the formation of interstellar water ice: constraints from a search for hydrogen peroxide ice in molecular clouds. *Astro-phys. J* 743, 131 (2011). 10.1088/0004-637X/743/2/131
- Smith RS, May RA, Kay BD, Desorption kinetics of Ar, Kr, Xe, N<sub>2</sub>, O<sub>2</sub>, CO, methane, ethane, and propane from graphene and amorphous solid water surfaces. *J. Phys. Chem. B* 120(8), 1979–1987 (2015) [PubMed: 26595145]
- Spencer JR, Calvin WM, Person MJ, CCD spectra of the Galilean satellites: molecular oxygen on Ganymede. *J. Geophys. Res* 100, 19049–19056(1995). 10.1029/95JE01503
- Taquet V, Furuya K, Walsh C, van Dishoeck EF, A primordial origin for molecular oxygen in comets: a chemical kinetics study of the formation and survival of O<sub>2</sub> ice from clouds to discs. *Mon. Not. R. Astron. Soc* 462, 99–115 (2016). 10.1093/mnras/stw2176

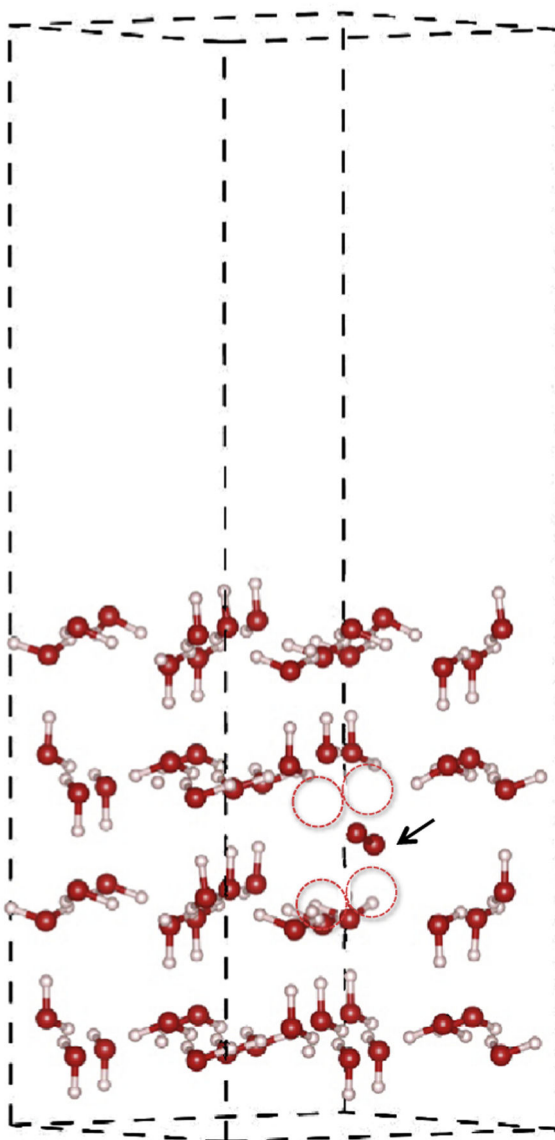
- Taquet V, Furuya K, Walsh C, van Dishoeck EF, On the origin of O<sub>2</sub> and other volatile species in comets. ArXiv e-prints (2017)
- Teolis BD, Loeffler MJ, Raut U, Famá M, Baragiola RA, Ozone synthesis on the icy satellites. *Astrophys. J. Lett* 644, 141–144 (2006). 10.1086/505743
- Teolis BD, Jones GH, Miles PF, Tokar RL, Magee BA, Waite JH, Roussos E, Young DT, Crary FJ, Coates AJ, Johnson RE, Tseng W-L, Baragiola RA, Cassini finds an oxygen-carbon dioxide atmosphere at Saturn's icy moon Rhea. *Science* 330, 1813 (2010). 10.1126/science.1198366 [PubMed: 21109635]
- Teolis BD, Plainaki C, Cassidy TA, Raut U, Waterice radiolytic O<sub>2</sub>, H<sub>2</sub>, and H<sub>2</sub>O<sub>2</sub> yields for any projectile species, energy, or temperature: a model for icy astrophysical bodies. *J. Geophys. Res., Planets* 122, 1996–2012 (2017). 10.1002/2017JE005285
- Tielens AGGM, Hagen W, Model calculations of the molecular composition of interstellar grain mantles. *Astron. Astrophys* 114, 245–260 (1982)
- Tse J, Handa Y, Ratcliffe C, Powell B, Structure of oxygen clathrate hydrate by neutron powder diffraction. *J. Incl. Phenom. Macrocycl. Chem* 4(3), 235–240 (1986)
- van Dishoeck EF, Herbst E, Neufeld DA, Interstellar water chemistry: from laboratory to observations. *Chem. Rev* 113, 9043–9085 (2013). 10.1021/cr4003177 [PubMed: 24261880]
- Visser R, van Dishoeck EF, Doty SD, Dullemond CP, The chemical history of molecules in circumstellar disks. I. Ices. *Astron. Astrophys* 495, 881–897 (2009). 10.1051/0004-6361/200810846
- Webber WR, Yushak SM, A measurement of the energy spectra and relative abundance of the cosmic-ray H and He isotopes over a broad energy range. *Astrophys. J* 275, 391–404 (1983). 10.1086/161541
- Yao Y, Giapis KP, Dynamic molecular oxygen production in cometary comae. *Nat. Commun* 8, 15298 (2017). 10.1038/ncomms15298 [PubMed: 28480881]
- Yao Y, Giapis K, Reply to “on the origin of molecular oxygen in cometary comae”. *Nat. Commun* 9 (2018)
- Yeghikyan AG, Irradiation of dust in molecular clouds. II. Doses produced by cosmic rays. *Astrophysics* 54, 87–99 (2011). 10.1007/s10511-011-9160-2

**Fig. 1.**

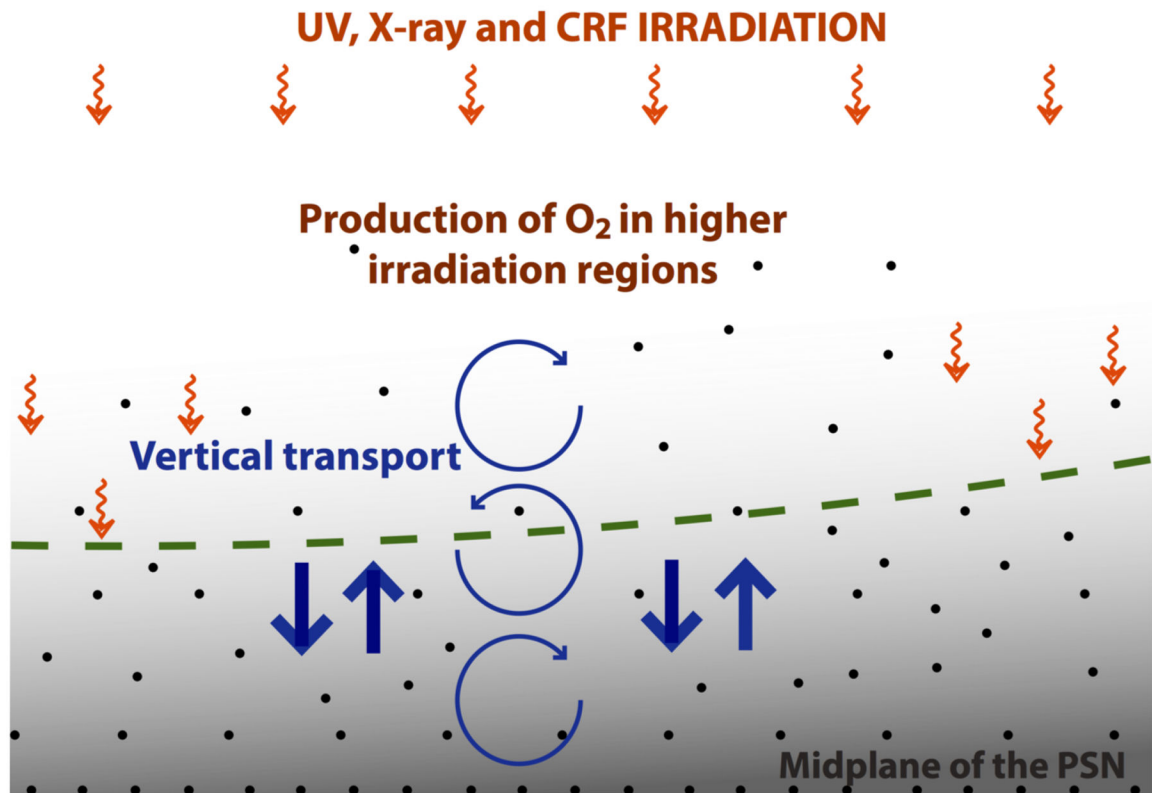
Proposed explanations for the origin (red and orange), formation mechanisms (purple), and trapping mechanisms (blue) of O<sub>2</sub> from the literature. Implications of the different scenarios to the ROSINA data, i.e. key measurements required to validate the different approaches, are listed in the black boxes. Formation mechanisms in the gray boxes are highly unlikely because of the affected layers would have been removed by erosion since 67P/C-G entered the inner Solar System. References: M16: Mousis et al. (2016b), T16: Taquet et al. (2016), B15: Bieler et al. (2015), M18: Mousis et al. (2018), YG17: Yao and Giapis (2017), D17: Dulieu et al. (2017), AB: Bouquet et al. (2018)



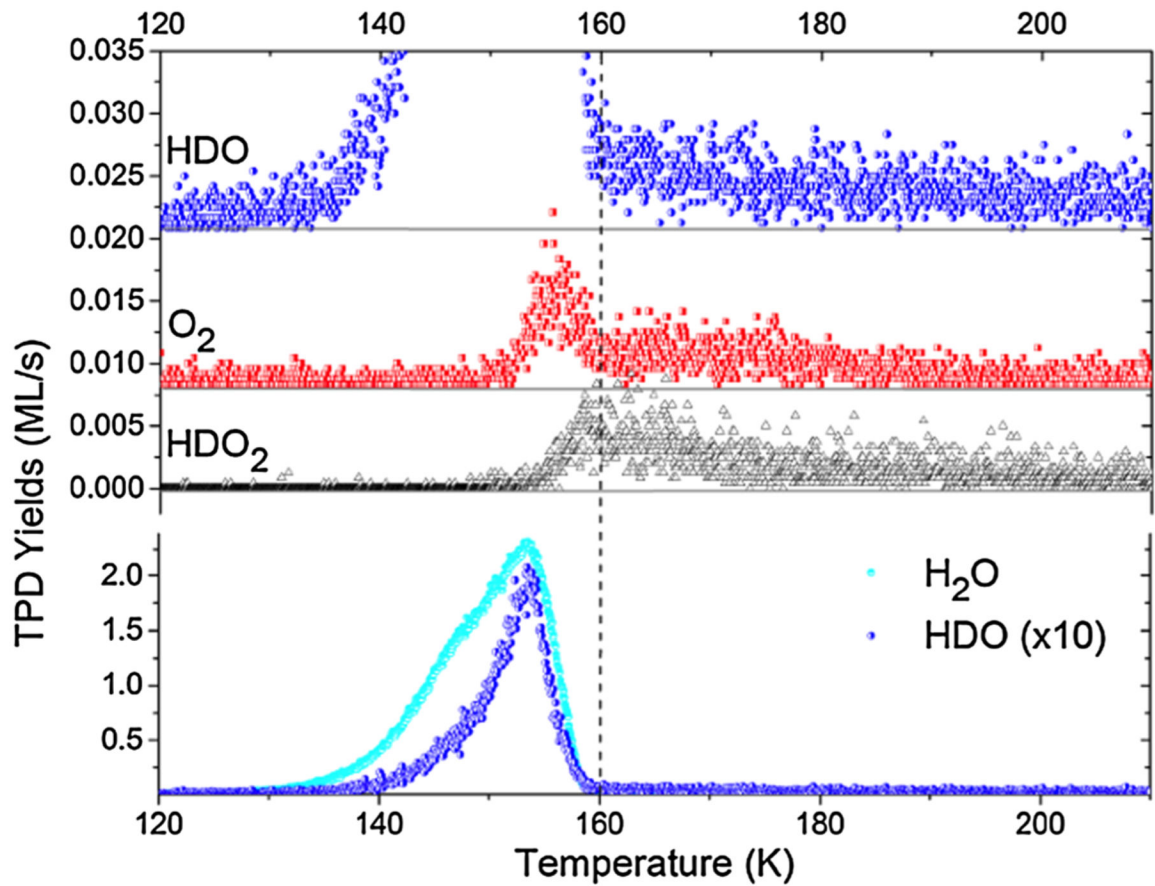
**Fig. 2.** Time evolution of the fraction of O<sub>2</sub> molecules produced by cosmic rays in icy grains located in various environments (derived from Mousis et al. 2016b). The PSN case (blue curve) considers the irradiation of an icy grain placed at 30 AU in the PSN midplane. The ISM case (red curve) considers the irradiation of an icy grain located in the interstellar medium



**Fig. 3.** Optimized crystalline structure for  $O_2$  trapped inside the cavity ( $n = 4$ ). The dashed lines show the unit cell considered in the VASP simulation. A vacuum of 15 Å high is used over the topmost  $H_2O$  bi-layer to avoid spurious interactions between adjacent slabs in the periodic treatment. The initial positions of destroyed  $H_2O$  are illustrated by the dotted circles. The arrow points to the embedded  $O_2$  molecule



**Fig. 4.** Illustration of the vertical transport of small icy grains toward disk regions where irradiation is strong and favors the formation of O<sub>2</sub> (figure adapted from Mousis et al. 2018). Grains remain concentrated in the midplane of the disk because of gravitational settling and gas drag



**Fig. 5.** Desorption rates of O<sub>2</sub>, HDO, HDO<sub>2</sub>, and H<sub>2</sub>O from heating a thin film produced from the reaction of D atoms with O<sub>2</sub> condensed onto the surface of a 25 ML-thick compact amorphous ice. The H atoms are introduced in the deuterated species via isotope exchange. Reproduced from Dulieu et al. (2017)