



**HAL**  
open science

## Magnetic Reconnection on Dayside Crustal Magnetic Fields at Mars: MAVEN Observations

Y. Harada, J. S. Halekas, G. A. Dibraccio, S. Xu, J. Espley, J. P. Mcfadden, D. L. Mitchell, C. Mazelle, D. A. Brain, T. Hara, et al.

► **To cite this version:**

Y. Harada, J. S. Halekas, G. A. Dibraccio, S. Xu, J. Espley, et al.. Magnetic Reconnection on Dayside Crustal Magnetic Fields at Mars: MAVEN Observations. *Geophysical Research Letters*, 2018, 45, pp.4550-4558. 10.1002/2018GL077281 . insu-03678218

**HAL Id: insu-03678218**

**<https://insu.hal.science/insu-03678218>**

Submitted on 25 May 2022

**HAL** is a multi-disciplinary open access archive for the deposit and dissemination of scientific research documents, whether they are published or not. The documents may come from teaching and research institutions in France or abroad, or from public or private research centers.













L'archive ouverte pluridisciplinaire **HAL**, est destinée au dépôt et à la diffusion de documents scientifiques de niveau recherche, publiés ou non, émanant des établissements d'enseignement et de recherche français ou étrangers, des laboratoires publics ou privés.

Copyright

## RESEARCH LETTER

10.1002/2018GL077281

## Magnetic Reconnection on Dayside Crustal Magnetic Fields at Mars: MAVEN Observations

 Y. Harada<sup>1,2</sup> , J. S. Halekas<sup>1</sup> , G. A. DiBraccio<sup>3</sup> , S. Xu<sup>4</sup> , J. Espley<sup>3</sup> , J. P. McFadden<sup>4</sup>,  
 D. L. Mitchell<sup>4</sup> , C. Mazelle<sup>5</sup> , D. A. Brain<sup>6</sup> , T. Hara<sup>4</sup> , Y. J. Ma<sup>7</sup> , S. Ruhunusiri<sup>1</sup> ,  
 and B. M. Jakosky<sup>6</sup> 

<sup>1</sup>Department of Physics and Astronomy, University of Iowa, Iowa City, IA, USA, <sup>2</sup>Department of Geophysics, Kyoto University, Kyoto, Japan, <sup>3</sup>NASA Goddard Space Flight Center, Greenbelt, MD, USA, <sup>4</sup>Space Sciences Laboratory, University of California, Berkeley, CA, USA, <sup>5</sup>IRAP, University of Toulouse, Toulouse, France, <sup>6</sup>Laboratory for Atmospheric and Space Physics, University of Colorado Boulder, Boulder, CO, USA, <sup>7</sup>Institute of Geophysics and Planetary Physics, UCLA, Los Angeles, CA, USA

## Key Points:

- MAVEN provides the first comprehensive evidence for in situ magnetic reconnection signatures over crustal magnetic fields on the dayside of Mars
- Observed signatures include closed magnetic topology, Hall and normal magnetic fields, and ion jets within a bifurcated current sheet
- Dayside reconnection could control the global magnetospheric configuration and dayside ion escape pathways

## Correspondence to:

 Y. Harada,  
 yuki-harada@uiowa.edu

## Citation:

Harada, Y., Halekas, J. S., DiBraccio, G. A., Xu, S., Espley, J., McFadden, J. P., et al. (2018). Magnetic reconnection on dayside crustal magnetic fields at Mars: MAVEN observations. *Geophysical Research Letters*, 45, 4550–4558. <https://doi.org/10.1002/2018GL077281>

Received 24 JAN 2018

Accepted 23 MAR 2018

Accepted article online 6 APR 2018

Published online 18 MAY 2018

**Abstract** The identification of magnetic reconnection on the dayside of Mars has been elusive owing to the lack of comprehensive plasma and field measurements. Here we present direct measurements of dayside in situ reconnection signatures by the comprehensive particles and fields package on board the Mars Atmosphere and Volatile Evolution (MAVEN) spacecraft over strong crustal magnetic fields in the southern hemisphere of Mars. During a crossing of a bifurcated current sheet consisting of northward and southward magnetic fields, MAVEN recorded (i) ionospheric photoelectrons trapped on closed magnetic field lines, (ii) Hall magnetic fields and a nonzero normal field with polarity consistent with a crossing northward of the X line, and (iii) northward Alfvénic ion jets. Dayside magnetic reconnection on crustal magnetic fields could control the global configuration and topology of the Martian magnetosphere and alter the ion escape pattern from the dayside ionosphere.

**Plain Language Summary** Magnetic reconnection is a fundamental and universal process in space plasmas. The occurrence of magnetic reconnection on the dayside of Mars has been long speculated but never been definitively demonstrated by comprehensive evidence of “smoking gun.” This paper presents Mars Atmosphere and Volatile Evolution observations of ions, electrons, and magnetic fields that collectively demonstrate that magnetic reconnection can operate above strong crustal magnetic fields on the dayside of Mars. This process could explain the “twisted” tail of Mars recently discovered by Mars Atmosphere and Volatile Evolution and may play an important role in modifying the atmospheric escape from Mars.

## 1. Introduction

Magnetic reconnection on the dayside magnetopause plays a fundamental role in the dynamics of the terrestrial magnetosphere (Dungey, 1961). Meanwhile, it remains elusive whether magnetic reconnection operates on the dayside of Mars, and if so, how it dictates the structure and dynamics of the Martian magnetosphere. As summarized by Halekas et al. (2009), current sheets capable of reconnection can be generated on the dayside of Mars in multiple possible configurations: (i) between the interplanetary magnetic field (IMF) on both sides (equivalent cases are considered for comets and Venus (Niedner & Brandt, 1978; Vech et al., 2016)), (ii) between the IMF on one side and crustal field on the other (Hara et al., 2014, 2016; Krymskii et al., 2002), and (iii) between the crustal field on both sides (Beharrell & Wild, 2012; Brain et al., 2010). Though effects and products of dayside reconnection at Mars have been discussed in the aforementioned literature, there have been few reports on direct measurements of in situ reconnection signatures (such as accelerated plasma flows and Hall magnetic fields within current sheets; e.g., Paschmann et al., 2013). Halekas et al. (2009) conducted a systematic search for Hall magnetic field signatures detected by Mars Global Surveyor at 400 km altitude and identified 26 Hall field events, only one of which was observed on the dayside (at solar zenith angles less than 70°). For the lone dayside event, no conclusive characterization of particle distributions could be made due to noisy electron distributions and the lack of ion measurements. To our knowledge, no comprehensive and definitive measurements of ion, electron, and magnetic field signatures

of dayside magnetic reconnection at Mars have been reported, and the identification of dayside reconnection remains inconclusive.

This paper reports on the first comprehensive measurements of in situ reconnection signatures on the dayside of Mars from the Mars Atmosphere and Volatile Evolution (MAVEN) mission (Jakosky et al., 2015). We utilize electron measurements by the Solar Wind Electron Analyzer instrument (Mitchell et al., 2016), ion measurements by the SupraThermal and Thermal Ion Composition (STATIC) instrument (McFadden et al., 2015), and magnetic field measurements by the Magnetometer (Connerney et al., 2015). The reconnection event was observed on 6 October 2016, when MAVEN traversed strong crustal magnetic fields in the southern hemisphere. We first present MAVEN observations of the reconnection event and then discuss implications for the global configuration of the Martian magnetosphere and ion escape from Mars.

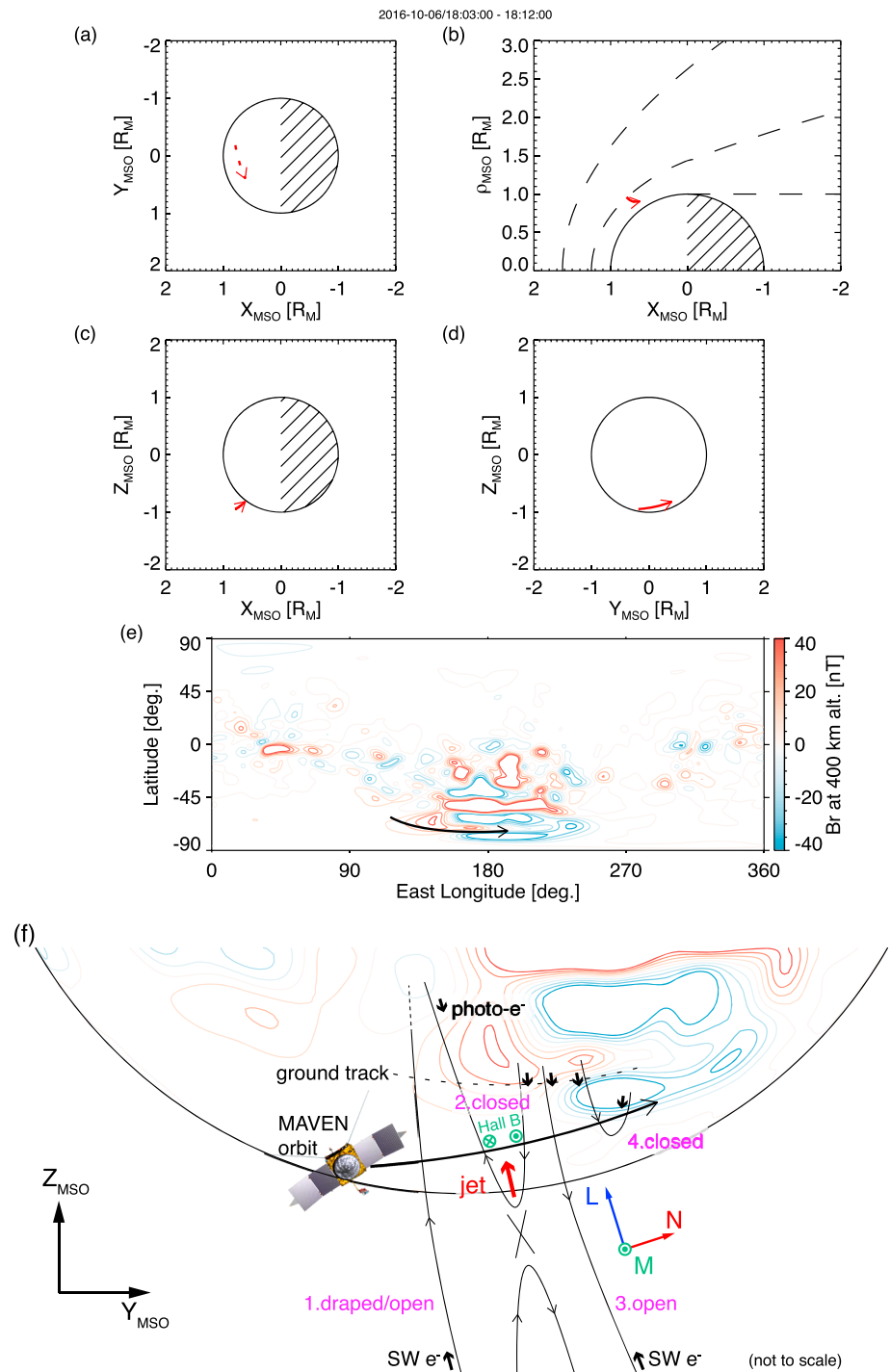
## 2. Observations

Figures 1a–1d present the orbital configuration of MAVEN during 18:03–18:12 UT on 6 October 2016 in Mars Solar Orbital (MSO) coordinates, in which  $X$  points from Mars toward the Sun,  $Y$  points opposite to the direction of Mars' orbital velocity component perpendicular to  $X$ , and  $Z$  completes the orthogonal coordinate set. During this time interval, MAVEN traveled through the dayside magnetic pileup region (MPR), which represents the plasma region dominated by planetary ions with elevated magnetic field magnitudes (Nagy et al., 2004), below the nominal magnetic pileup boundary (Figure 1b) from the dawnside to the duskside in the southern hemisphere (Figures 1a, 1c, and 1d). As shown in the geographic projection (Figure 1e), MAVEN's orbit passed over strong crustal magnetic fields in the southern hemisphere of Mars.

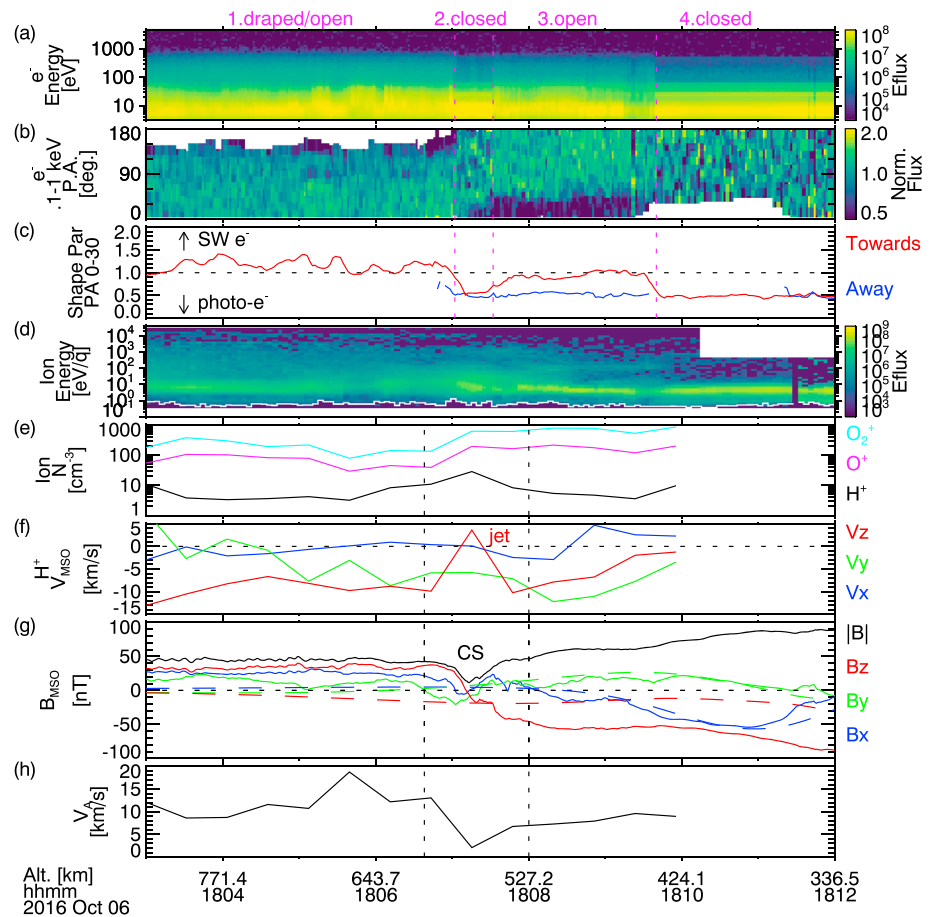
Figure 2 shows a time series of particles and field data obtained by MAVEN during 18:03–18:12 UT on 6 October 2016. MAVEN crossed a current sheet at 18:07:15 UT as characterized by a rapid rotation of the magnetic field from northward  $+B_z$  to southward  $-B_z$  accompanied by a decrease in the magnetic field magnitude (labeled as "CS" in Figure 2g). The northward magnetic field ( $+B_z$ ) before the current sheet crossing is either a magnetic field of crustal origin or a draped magnetic field of solar wind origin. As the direction of draped IMF was variable within the magnetosheath and MPR before this time interval (not shown), it is difficult to estimate the instantaneous upstream IMF direction and see if it is consistent with the local magnetic field direction. After the current sheet crossing, the measured magnetic field polarity is consistent with that of the crustal field computed from the spherical harmonic model (Morschhauser et al., 2014) (dashed lines in Figure 2g) and the measured and crustal fields show similar variations with an offset in  $B_z$ . This suggests that the magnetic field after the current sheet crossing contains a significant contribution from the crustal origin, presumably compressed by the upstream plasma. The shear angle between the magnetic fields on the two sides is  $\sim 142^\circ$ .

Figures 2a–2c show electron measurements around the current sheet crossing, which can be utilized to infer magnetic field topology with respect to the electron exobase at  $\sim 160$ – $220$  km altitudes. Based on the electron energy spectra and pitch angle distributions, we identify four regions with different characteristics bounded by the magenta dashed lines in Figures 2a–2c.

In the first region (labeled "1. draped/open" in Figure 2), MAVEN observed a large flux of hot electrons at  $\sim 100$ – $1000$  eV (Figure 2a) with nearly isotropic distributions within the measured pitch angle range (Figure 2b). Figure 2c shows the pitch angle-resolved shape parameter derived from 20 to 80 eV electron distributions (Xu, Mitchell, Liemohn, et al., 2017), which is designed in such a way that small values  $< 1$  indicate that electrons traveling in a particular direction are dominated by ionospheric photoelectrons. The direction of electrons relative to the planet ("Towards"/"Away") is determined based on the local magnetic field direction. The shape parameter shows large values ( $> \sim 1$ ) in the Toward direction (Figure 2c), indicating solar wind origin of the measured electrons, while the Away shape parameter cannot be obtained because of the gaps in the antiparallel direction (the white regions in Figure 2b). From these measurements, we infer magnetic topology of either draped field lines with both ends connected to the solar wind (solar wind electrons traveling in both directions) or open field lines with the antiparallel end connected to the solar wind and the parallel end to the collisional atmosphere (parallel solar wind electrons and unmeasured ionospheric electrons in the antiparallel gaps). This situation is illustrated by the northward field line labeled "1. draped/open" in Figure 1f. The fate of the parallel end is ambiguous, either connected to the collisional atmosphere or draped around the planet without intersecting the photoelectron source.



**Figure 1.** MAVEN orbit projection during 18:03–18:12 UT on 6 October 2016 on the (a)  $X_{MSO}-Y_{MSO}$ , (b)  $X_{MSO}-\rho_{MSO}$ , where  $\rho_{MSO} \equiv \sqrt{Y_{MSO}^2 + Z_{MSO}^2}$ , (c)  $X_{MSO}-Z_{MSO}$ , (d)  $Y_{MSO}-Z_{MSO}$  planes, and (e) in geographic coordinates. The dashed arrow in Figure 1a indicates that the orbit is located on the  $-Z_{MSO}$  side of Mars. The dashed lines in Figure 1b represent the nominal positions of the bow shock and magnetic pileup boundary (Trotignon et al., 2006) and the geometrical shadow boundary. The red and blue contours in Figure 1e show the radial component (positive outward) of crustal magnetic fields at a 400 km altitude computed from the spherical harmonic model (Morschhauser et al., 2014). (f) Schematic illustration of MAVEN crossing of magnetic reconnection structure above dayside crustal magnetic fields on 6 October 2016. MSO = Mars Solar Orbital; MAVEN = Mars Atmosphere and Volatile EvolutionN.

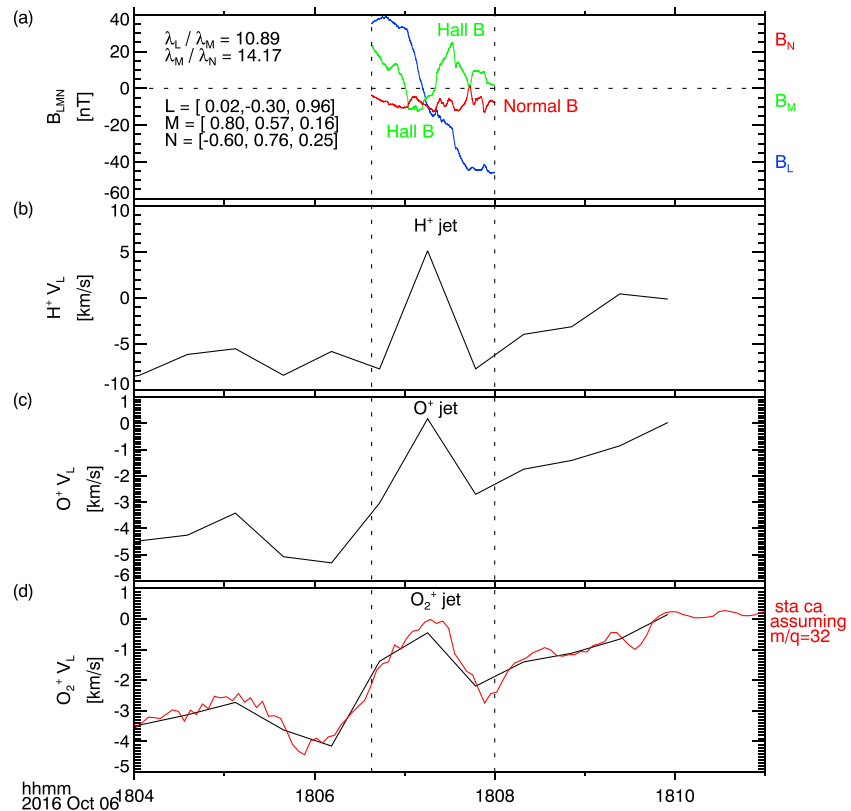


**Figure 2.** Mars Atmosphere and Volatile Evolution observations during 18:03–18:12 UT on 6 October 2016 of (a) electron energy spectra in units of differential energy flux (Eflux) of  $\text{eV}/\text{cm}^2/\text{s}/\text{sr}/\text{eV}$  and (b) pitch angle distributions of 100–1000 eV electrons in normalized flux, (c) pitch angle-resolved shape parameter (Xu, Mitchell, Liemohn, et al., 2017), (d) ion energy spectra, (e) ion densities, (f) proton bulk velocity, (g) magnetic field in Mars Solar Orbital coordinates, and (h) Alfvén speed computed from the total ion mass density. The white line in Figure 2d indicates the low-energy cutoff from which the spacecraft potential is estimated. The spacecraft potential and spacecraft velocity are corrected when computing ion moments. The dashed lines in Figure 2g show the crustal magnetic field computed from the spherical harmonic model (Morschhauser et al., 2014).

In the second region (labeled “2. closed” in Figure 2), the 100–1000 eV electron flux decreases and the electron energy spectra exhibit characteristic features of ionospheric photoelectrons (Figure 2a) with a peak at 22–27 eV, sharp decrease at 60–70 eV, ~500 eV Auger electron peak, and another sharp decrease just above the Auger peak (Xu, Mitchell, Liemohn, et al., 2017). The small shape parameters  $<1$  in both directions (Figure 2c) indicate that ionospheric photoelectrons are supplied from both ends of closed field lines connected to the dayside collisional atmosphere as illustrated by the line labeled “2. closed” in Figure 1f. We note that the field line connection to the collisional atmosphere inferred from electron measurements does not necessarily guarantee the connection to the crustal source.

In the third region (labeled “3. open” in Figure 2), the hot electron pitch angle distributions display loss cones in the parallel direction (Figure 2b). The shape parameters show large values  $\sim 1$  for Toward electrons and small values  $<1$  for Away electrons (Figure 2c). These observations suggest open field lines on which ionospheric photoelectrons are supplied from the antiparallel end and solar wind electrons precipitate from the parallel end as illustrated by the southward line labeled “3. open” in Figure 1f.

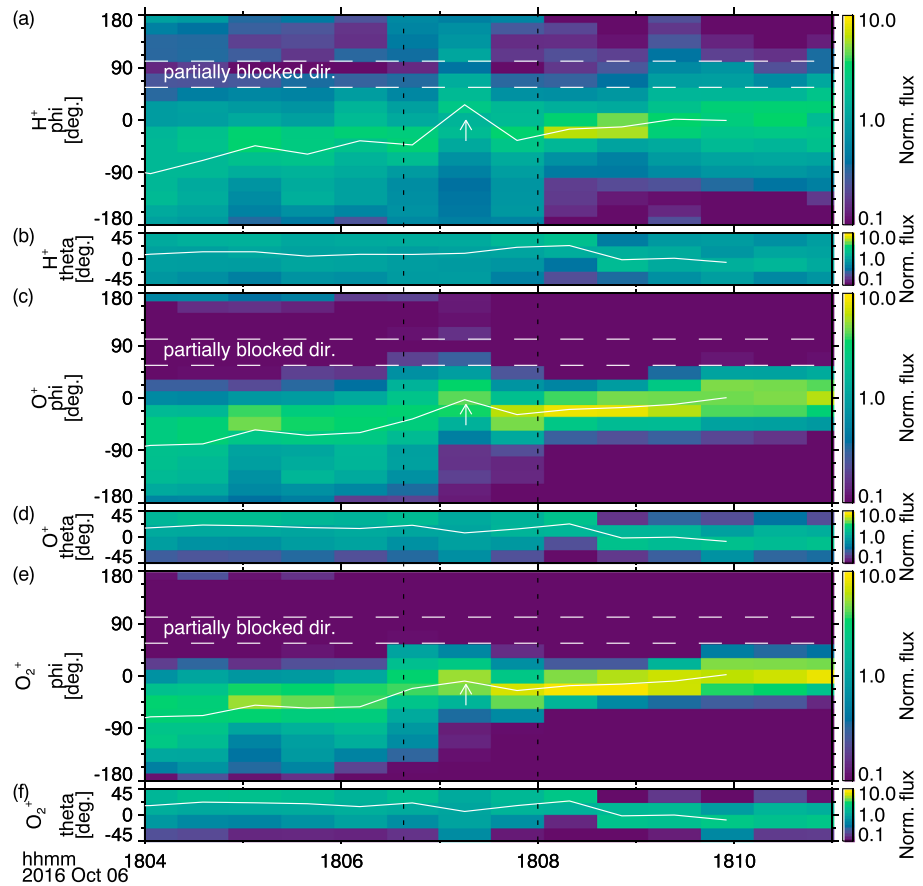
In the fourth region (labeled “4. closed” in Figure 2), we observe energy spectra characteristic of ionospheric photoelectrons (Figure 2a). The shape parameters exhibit small values  $<1$  in both directions (except for the Away gaps), suggesting closed field line topology with both ends connected to the dayside collisional atmosphere as illustrated by the line labeled “4. closed” in Figure 1f.



**Figure 3.** (a) Magnetic fields in the current sheet  $LMN$  coordinates, and  $L$  component of (b)  $H^+$ , (c)  $O^+$ , and (d)  $O_2^+$  ion velocities. The minimum variance analysis eigenvalue ratios and the maximum ( $L$ ), intermediate ( $M$ ), and minimum ( $N$ ) variance directions in Mars Solar Orbital are noted in Figure 3a. The red line in Figure 3d shows the ion velocity component computed from the high time resolution, three-dimensional data product without mass resolution (“CA” data product, see McFadden et al., 2015) by assuming that all ions are the dominant species, that is,  $O_2^+$ .

We now look at magnetic field signatures. Figure 3a shows magnetic field components in the current sheet  $LMN$  coordinate system derived from the minimum variance analysis (Sonnerup & Cahill, 1967; Sonnerup & Scheible, 1998) of magnetic fields during 18:06:38–18:08:00 UT (indicated by the vertical dashed lines in Figures 2e–2h and 3). In the  $LMN$  system,  $L$  is along the antiparallel magnetic fields (corresponding to the maximum variance direction),  $M$  is along the  $X$  line (intermediate variance direction), and  $N$  is along the current sheet normal (minimum variance direction). The obtained eigenvalue ratios are large ( $>10$ ), implying that the  $LMN$  system is well determined. The  $B_L$  profile exhibits a two-step variation (a bifurcated current sheet), which is a characteristic signature of a Petschek-type reconnection exhaust (e.g., Gosling et al., 2005; Hoshino et al., 1996). We observe a bipolar variation in  $B_M$  (labeled “Hall B”) and a nonzero  $B_N$  component of  $-8$  nT (labeled “Normal B”) as expected for a crossing of a reconnecting current sheet around the ion diffusion region (Halekas et al., 2009; Paschmann et al., 2013). The polarity of the Hall magnetic field is consistent with a crossing northward of the  $X$  line as illustrated in Figure 1f. The observed  $|B_N/B_L| \sim 0.2$  is roughly consistent with those observed around the terminator and in the nightside magnetotail (Halekas et al., 2009; Harada et al., 2017). Under the assumption that the current sheet is stationary, we obtain a current sheet thickness of  $\sim 162$  km from the crossing time ( $\sim 45$  s, see Figure 2g) and the normal component of the spacecraft velocity (3.6 km/s). Ion measurements around the current sheet indicate the normal velocity components of  $V_N \sim -8$  km/s for  $H^+$ ,  $\sim -1$  km/s for  $O^+$ , and  $\sim 0$  km/s for  $O_2^+$  ions (not shown). Assuming that the current sheet moves with protons, the relative spacecraft velocity of  $\sim 11.6$  km/s implies a current sheet thickness of  $\sim 522$  km.

Finally, we investigate ion measurements. Figures 2d–2f show the ion energy spectra, ion densities, and ion bulk velocities, respectively. The most abundant ion species is  $O_2^+$  throughout the interval (Figure 2e), indicating the predominance of planetary plasma in the MPR. Based on the measured ion pressures and magnetic field magnitude, we obtain the plasma beta (the ratio of plasma pressure to magnetic pressure) of  $\beta \sim 0.29$  (0.26) immediately before (after) the current sheet crossing. The low  $\beta$  indicates the dominant magnetic pres-



**Figure 4.** Angular spectra of (a)  $H^+$  in the instrument azimuthal ( $\phi$ ) angle, (b)  $H^+$  in the instrument elevation ( $\theta$ ) angle, (c)  $O^+$  in  $\phi$ , (d)  $O^+$  in  $\theta$ , (e)  $O_2^+$  in  $\phi$ , and (f)  $O_2^+$  in  $\theta$ . The solid white lines indicate the directions of the computed bulk velocities. The horizontal dashed lines in Figures 4a, 4c, and 4e mark the look directions that were partially blocked by the spacecraft body.

sure as expected in the MPR (e.g., Ma et al., 2004). Coinciding with the magnetic field rotation from the northward  $+B_z$  to southward  $-B_z$ , we observe northward turning of the proton flow in the  $V_z$  component (labeled as “jet” in Figure 2f). The northward flow is opposite to southward flows nominally expected in the southern hemisphere (diverging plasma flows from the subsolar point toward the flank). Figures 3b–3d show the  $V_L$  component of  $H^+$ ,  $O^+$ , and  $O_2^+$  ions. The northward jets ( $+V_L$  deviation) are seen during the current sheet crossing for all the ion species. The heavier species display smaller  $V_L$  changes ( $\sim 13$  km/s for  $H^+$ ,  $\sim 3$  km/s for  $O^+$ , and  $\sim 2$  km/s for  $O_2^+$  ions), suggesting that these ions are still unmagnetized and their motions are controlled mostly by electric fields, as is the case for reconnection events observed in the nightside magnetotail (Harada et al., 2015, 2017). Based on the ion densities in the current sheet, we obtain the ion inertial lengths of 43 km for  $H^+$ , 65 km for  $O^+$ , and 52 km for  $O_2^+$ , which imply that the estimated local half thickness of the current sheet ( $\sim 81$ –261 km) is of the order of  $\sim 1$ –6 ion inertial lengths. In such a thin current sheet, the ions are expected to be mostly unmagnetized. The observed  $V_L$  changes are roughly on the same order of, or slightly smaller than, the Alfvén speed of  $\sim 10$  km/s derived from the total ion mass density in the regions adjacent to the current sheet (Figure 2h). We note that though a fluid in an idealized reconnection exhaust is expected to be accelerated eventually up to approximately the Alfvén speed from a magnetohydrodynamic perspective (e.g., Yamada et al., 2010), individual species may have different outflow speeds at a particular location depending on their different stages of acceleration and remagnetization as well as on the individual Alfvén speeds (e.g., Liu et al., 2015; Markidis et al., 2011). For the dominant  $O_2^+$  ions, we also derive high time resolution velocity data from the three-dimensional data product without mass resolution by assuming that all ions are  $O_2^+$  (shown by the red line in Figure 3d). The red line closely follows the black line, demonstrating the validity of the assumption, and clearly resolves the jet structure with a  $V_L$  peak near the center

of the current sheet. The northward Alfvénic ion jets within the current sheet is consistent with a crossing northward of the X line as illustrated in Figure 1f.

To ensure that the variations in the computed ion velocity moments do not arise from instrumental effects caused by the incomplete field of view (FOV) of STATIC (McFadden et al., 2015), we examine ion angular spectra in the instrument coordinates (Figure 4). During this time interval, the  $+X_{\text{STATIC}}$ ,  $+Y_{\text{STATIC}}$ , and  $+Z_{\text{STATIC}}$  directions were nearly aligned with  $-Y_{\text{MSO}}$ ,  $+Z_{\text{MSO}}$ , and  $-X_{\text{MSO}}$ , respectively. Note that  $[\phi, \theta] = [0^\circ, 0^\circ]$  corresponds to  $-Y_{\text{MSO}}$  and  $[+90^\circ, 0^\circ]$  corresponds to  $+Z_{\text{MSO}}$ . The elevation angle spectra (Figures 4b, 4d, and 4f) display generally broad distributions with bulk velocity directions (solid white lines) well within the FOV ( $\pm 45^\circ$ ) during the current sheet crossing. In Figures 4a, 4c, and 4e, the azimuthal angle spectra exhibit ion flow rotations (indicated by the white arrows) corresponding to the  $+V_L$  jets (Figures 3b–3d). For  $\text{O}^+$  and  $\text{O}_2^+$  ions (Figures 4c and 4e), the main populations are observed apart from the anodes at  $67.5\text{--}90^\circ$ , the look directions of which were partially blocked by the spacecraft body at this time, indicating that the ion jets were detected in the clear part of the FOV. Meanwhile, the  $\text{H}^+$  jet population could be partially blocked, but this blockage would result in a slightly smaller rotation in the bulk velocity (Figure 4a), suggesting a possible underestimation of the  $\text{H}^+$  jet velocity. Therefore, we conclude that the ion jets measured during the current sheet crossing are not artificial changes in the computed velocity moments caused by the limited FOV.

### 3. Implications

As illustrated in Figure 1f, MAVEN observed magnetic reconnection signatures during a current sheet crossing above strong crustal magnetic fields on the dayside of Mars, including (i) closed magnetic field lines containing ionospheric photoelectrons traveling in both parallel and antiparallel directions, (ii) Hall magnetic fields and a nonzero normal field in the bifurcated current sheet with polarity consistent with a crossing northward of the X line, and (iii) northward Alfvénic ion jets with lower flow velocities for heavier ion species. The Hall magnetic fields, which arise from differential motion between unmagnetized ions and magnetized electrons, indicate the presence of a thin current sheet with a thickness of the order of ion inertial lengths, which is confirmed by the ion measurements. This thin current sheet is presumably generated by interaction between the compressed crustal fields and upstream plasma with magnetic fields at a large shear angle. The formation of a thin current sheet is a necessary condition for collisionless reconnection (Phan et al., 2010; Sanny et al., 1994), and the magnetic shear angle of  $142^\circ$  and  $\Delta\beta \sim 0.03$  suggests that reconnection is allowed for this current sheet according to the condition of Swisdak et al. (2010). All of the observed signatures (the polarity of Hall and nonzero normal fields, northward ion jets, and closed topology current sheet) consistently suggest the spacecraft crossing northward of the X line. The comprehensiveness and consistency of the observed signatures within the current sheet strongly suggest the occurrence of magnetic reconnection on dayside crustal magnetic fields.

Although the origin of the northward magnetic field before the current sheet crossing has not been uniquely identified, the crustal magnetic fields are most likely implicated in the southward magnetic field on the other side of the current sheet, given the consistent polarity and variation of the measured and model fields. Therefore, this event can involve magnetic reconnection between either (i) the draped IMF and crustal magnetic field or (ii) crustal fields on both sides. In the former case of IMF-crustal field reconnection, the field line connection of the parallel end to the collisional atmosphere in the “closed” topology would not represent the connection to the crustal source. Instead, the field lines in the parallel direction should eventually drape around the planet, threading through the collisional atmosphere. In the latter case of internal reconnection between crustal magnetic fields, the closed magnetic topology during the current sheet crossing would truly represent magnetic field lines with both ends connected to the Martian surface.

In either case, the comprehensive evidence for dayside magnetic reconnection presented in this paper has an important implication: magnetic reconnection can operate in realistic plasma parameters around dayside crustal magnetic fields at Mars. Dayside reconnection between the IMF and crustal fields could account for the distorted magnetic field configuration observed by Mars Global Surveyor on the dayside (Brain et al., 2006; Luhmann, Ma, et al., 2015). Luhmann, Dong, et al. (2015) proposed that much of the nightside magnetotail of Mars could be composed of open and closed field lines with at least one end connected to the planet, which presumably result from magnetic reconnection. Data-model comparison on the Martian magnetotail configuration suggests that the Martian magnetosphere has hybrid nature of induced and intrinsic magnetospheres



(DiBraccio et al., 2018). In this “hybrid magnetosphere” model, dayside magnetic reconnection between the IMF and crustal magnetic fields partially controls the nightside magnetotail configuration as opposed to a purely induced magnetotail configuration that is determined solely by the draped IMF. Dayside magnetic reconnection, the occurrence of which is demonstrated by the comprehensive in situ measurements by MAVEN, could have a global consequence in the topology and configuration of the Martian magnetosphere.

Dayside magnetic reconnection can also alter the ion escape pattern from the dayside ionosphere by changing magnetic field topology (Luhmann et al., 2017). Open field lines provide pathways on which planetary ions can be accelerated and escape into space (Dubinin et al., 2012; Ergun et al., 2006; Frahm et al., 2010; Lillis et al., 2015, 2017), whereas closed field lines can trap ionospheric plasma (Andrews et al., 2015; Brain et al., 2007; Flynn et al., 2017; Xu, Mitchell, Luhmann, et al., 2017). As magnetic reconnection can switch open field lines to closed field lines, and vice versa, magnetic reconnection on dayside crustal magnetic fields can play an important role in regulating escape channels from a major reservoir of planetary ions, that is, the dayside ionosphere. An important next step would be quantitative evaluation of the roles of dayside reconnection in modifying the magnetospheric configuration and ion escape pattern. Future studies should investigate the occurrence rate and spatial distribution of the dayside magnetic reconnection by conducting a systematic search for in situ reconnection signatures.

#### Acknowledgments

This work was partially supported by the MAVEN project and the French space agency CNES. MAVEN data are publicly available through the Planetary Data System at <https://pds-ppi.igpp.ucla.edu>.

#### References

- Andrews, D. J., Andersson, L., Delory, G. T., Ergun, R. E., Eriksson, A. I., Fowler, C. M., et al. (2015). Ionospheric plasma density variations observed at Mars by MAVEN/LPW. *Geophysical Research Letters*, *42*, 8862–8869. <https://doi.org/10.1002/2015GL065241>
- Beharrell, M. J., & Wild, J. A. (2012). Stationary flux ropes at the southern terminator of Mars. *Journal of Geophysical Research*, *117*, A12212. <https://doi.org/10.1029/2012JA017738>
- Brain, D. A., Baker, A. H., Briggs, J., Eastwood, P., Halekas, J. S., & Phan, T.-D. (2010). Episodic detachment of Martian crustal magnetic fields leading to bulk atmospheric plasma escape. *Geophysical Research Letters*, *37*, L14108. <https://doi.org/10.1029/2010GL043916>
- Brain, D. A., Lillis, R. J., Mitchell, D. L., Halekas, J. S., & Lin, R. P. (2007). Electron pitch angle distributions as indicators of magnetic field topology near Mars. *Journal of Geophysical Research*, *112*, A09201. <https://doi.org/10.1029/2007JA012435>
- Brain, D. A., Mitchell, D. L., & Halekas, J. S. (2006). The magnetic field draping direction at Mars from April 1999 through August 2004. *Icarus*, *182*(2), 464–473. <https://doi.org/10.1016/j.icarus.2005.09.023>, results from the Mars Express ASPERA-3 Investigation.
- Connerney, J., Espley, J., Lawton, P., Murphy, S., Odom, J., Oliverson, R., & Sheppard, D. (2015). The MAVEN magnetic field investigation. *Space Science Reviews*, *195*, 257–291. <https://doi.org/10.1007/s11214-015-0169-4>
- DiBraccio, G. A., Luhmann, J. G., Curry, S. M., Espley, J. R., Xu, S., Mitchell, D. L., et al. (2018). The Twisted Configuration of the Martian Magnetotail: MAVEN Observations. *Geophysical Research Letters*, *45*. <https://doi.org/10.1029/2018GL077251>
- Dubinin, E., Fraenz, M., Fedorov, A., Lundin, R., Edberg, N., Duru, F., & Vaisberg, O. (2012). Ion energization and escape on Mars and Venus. *Space Science Reviews*, *162*, 173–211. [https://doi.org/10.1007/978-1-4614-3290-6\\_6](https://doi.org/10.1007/978-1-4614-3290-6_6)
- Dungey, J. W. (1961). Interplanetary magnetic field and the auroral zones. *Physical Review Letters*, *6*, 47–48. <https://doi.org/10.1103/PhysRevLett.6.47>
- Ergun, R. E., Andersson, L., Peterson, W. K., Brain, D., Delory, G. T., Mitchell, D. L., et al. (2006). Role of plasma waves in Mars' atmospheric loss. *Geophysical Research Letters*, *33*, L14103. <https://doi.org/10.1029/2006GL025785>
- Flynn, C. L., Vogt, M. F., Withers, P., Andersson, L., England, S., & Liu, G. (2017). MAVEN observations of the effects of crustal magnetic fields on electron density and temperature in the Martian dayside ionosphere. *Geophysical Research Letters*, *44*, 10,812–10,821. <https://doi.org/10.1002/2017GL075367>
- Frahm, R., Sharber, J., Winningham, J., Link, R., Liemohn, M., Kozyra, J., et al. (2010). Estimation of the escape of photoelectrons from Mars in 2004 liberated by the ionization of carbon dioxide and atomic oxygen. *Icarus*, *206*(1), 50–63. <https://doi.org/10.1016/j.icarus.2009.03.024>
- Gosling, J. T., Skoug, R. M., McComas, D. J., & Smith, C. W. (2005). Direct evidence for magnetic reconnection in the solar wind near 1 AU. *Journal of Geophysical Research*, *110*, A01107. <https://doi.org/10.1029/2004JA010809>
- Halekas, J. S., Eastwood, J. P., Brain, D. A., Phan, T. D., Oieroset, M., & Lin, R. P. (2009). In situ observations of reconnection Hall magnetic fields at Mars: Evidence for ion diffusion region encounters. *Journal of Geophysical Research*, *114*, A11204. <https://doi.org/10.1029/2009JA014544>
- Hara, T., Brain, D. A., Mitchell, D. L., Luhmann, J. G., Seki, K., Hasegawa, H., et al. (2016). MAVEN observations of a giant ionospheric flux rope near Mars resulting from interaction between the crustal and interplanetary draped magnetic fields. *Journal of Geophysical Research: Space Physics*, *121*, 828–842. <https://doi.org/10.1002/2016JA023347>
- Hara, T., Seki, K., Hasegawa, H., Brain, D. A., Matsunaga, K., Saito, M. H., & Shiota, D. (2014). Formation processes of flux ropes downstream from Martian crustal magnetic fields inferred from Grad-Shafranov reconstruction. *Journal of Geophysical Research: Space Physics*, *119*, 7947–7962. <https://doi.org/10.1002/2014JA019943>
- Harada, Y., Halekas, J. S., McFadden, J. P., Espley, J., DiBraccio, G. A., Mitchell, D. L., et al. (2017). Survey of magnetic reconnection signatures in the Martian magnetotail with MAVEN. *Journal of Geophysical Research: Space Physics*, *122*, 5114–5131. <https://doi.org/10.1002/2017JA023952>
- Harada, Y., Halekas, J. S., McFadden, J. P., Mitchell, D. L., Mazelle, C., Connerney, J. E. P., et al. (2015). Magnetic reconnection in the near-Mars magnetotail: MAVEN observations. *Geophysical Research Letters*, *42*, 8838–8845. <https://doi.org/10.1002/2015GL065004>
- Hoshino, M., Nishida, A., Mukai, T., Saito, Y., Yamamoto, T., & Kokubun, S. (1996). Structure of plasma sheet in magnetotail: Double-peaked electric current sheet. *Journal of Geophysical Research*, *101*(A11), 24,775–24,786. <https://doi.org/10.1029/96JA02313>
- Jakosky, B. M., Lin, R. P., Grebowsky, J. M., Luhmann, J. G., Mitchell, D. F., Beutelschies, G., et al. (2015). The Mars Atmosphere and Volatile Evolution (MAVEN) mission. *Space Science Reviews*, *195*, 3–48. <https://doi.org/10.1007/s11214-015-0139-x>

- Krymskii, A. M., Breus, T. K., Ness, N. F., Acuña, M. H., Connerney, J. E. P., Crider, D. H., et al. (2002). Structure of the magnetic field fluxes connected with crustal magnetization and topside ionosphere at Mars. *Journal of Geophysical Research*, *107*(A9), 1245. <https://doi.org/10.1029/2001JA000239>
- Lillis, R. J., Brain, D. A., Bougher, S. W., Leblanc, F., Luhmann, J. G., Jakosky, B. M., et al. (2015). Characterizing atmospheric escape from Mars today and through time, with MAVEN. *Space Science Reviews*, *195*(1), 357–422. <https://doi.org/10.1007/s11214-015-0165-8>
- Lillis, R. J., Halekas, J. S., Fillingim, M. O., Poppe, A. R., Collinson, G., Brain, D. A., & Mitchell, D. L. (2017). Field-aligned electrostatic potentials above the Martian exobase from MGS electron reflectometry: Structure and variability. *Journal of Geophysical Research: Planets*, *123*, 67–92. <https://doi.org/10.1002/2017JE005395>
- Liu, Y. H., Mouikis, C. G., Kistler, L. M., Wang, S., Roytershteyn, V., & Karimabadi, H. (2015). The heavy ion diffusion region in magnetic reconnection in the Earth's magnetotail. *Journal of Geophysical Research: Space Physics*, *120*, 3535–3551. <https://doi.org/10.1002/2015JA020982>
- Luhmann, J., Ma, Y.-J., Brain, D., Ulusen, D., Lillis, R., Halekas, J., & Espley, J. (2015). Solar wind interaction effects on the magnetic fields around Mars: Consequences for interplanetary and crustal field measurements. *Planetary and Space Science*, *117*, 15–23. <https://doi.org/10.1016/j.pss.2015.05.004>
- Luhmann, J. G., Dong, C., Ma, Y., Curry, S. M., Mitchell, D., Espley, J., et al. (2015). Implications of MAVEN Mars near-wake measurements and models. *Geophysical Research Letters*, *42*, 9087–9094. <https://doi.org/10.1002/2015GL066122>
- Luhmann, J. G., Dong, C. F., Ma, Y. J., Curry, S. M., Xu, S., Lee, C. O., et al. (2017). Martian magnetic storms. *Journal of Geophysical Research: Space Physics*, *122*, 6185–6209. <https://doi.org/10.1002/2016JA023513>
- Ma, Y., Nagy, A. F., Sokolov, I. V., & Hansen, K. C. (2004). Three-dimensional, multispecies, high spatial resolution MHD studies of the solar wind interaction with Mars. *Journal of Geophysical Research*, *109*, A07211. <https://doi.org/10.1029/2003JA010367>
- Markidis, S., Lapenta, G., Bettarini, L., Goldman, M., Newman, D., & Andersson, L. (2011). Kinetic simulations of magnetic reconnection in presence of a background O<sup>+</sup> population. *Journal of Geophysical Research*, *116*, A00K16. <https://doi.org/10.1029/2011JA016429>
- McFadden, J. P., Kortmann, O., Curtis, D., Dalton, G., Johnson, G., Abiad, R., et al. (2015). MAVEN SupraThermal and Thermal Ion Composition (STATIC) instrument. *Space Science Reviews*, *195*(1–4), 199–256. <https://doi.org/10.1007/s11214-015-0175-6>
- Mitchell, D. L., Mazelle, C., Sauvaud, J.-A., Thocaven, J.-J., Rouzaud, J., Fedorov, A., et al. (2016). The MAVEN Solar Wind Electron Analyzer. *Space Science Reviews*, *200*, 495–528. <https://doi.org/10.1007/s11214-015-0232-1>
- Morschhauser, A., Lesur, V., & Grott, M. (2014). A spherical harmonic model of the lithospheric magnetic field of Mars. *Journal of Geophysical Research: Planets*, *119*(6), 1162–1188. <https://doi.org/10.1002/2013JE004555>
- Nagy, A., Winterhalter, D., Sauer, K., Cravens, T., Brecht, S., Mazelle, C., et al. (2004). The plasma environment of Mars. *Space Science Reviews*, *111*(1–2), 33–114. <https://doi.org/10.1023/B:SPAC.0000032718.47512.92>
- Niedner, Jr., & Brandt, J. C. (1978). Interplanetary gas. XXII - Plasma tail disconnection events in comets—Evidence for magnetic field line reconnection at interplanetary sector boundaries. *The Astrophysical Journal*, *223*, 655–670. <https://doi.org/10.1086/156299>
- Paschmann, G., Øieroset, M., & Phan, T. (2013). In-situ observations of reconnection in space. *Space Science Reviews*, *178*(2–4), 385–417. <https://doi.org/10.1007/s11214-012-9957-2>
- Phan, T. D., Gosling, J. T., Paschmann, G., Pasma, C., Drake, J. F., Øieroset, M., et al. (2010). The dependence of magnetic reconnection on plasma  $\beta$  and magnetic shear: Evidence from solar wind observations. *The Astrophysical Journal*, *719*(2), L199. <https://doi.org/10.1088/2041-8205/719/L199>
- Sanny, J., McPherron, R. L., Russell, C. T., Baker, D. N., Pulkkinen, T. I., & Nishida, A. (1994). Growth-phase thinning of the near-Earth current sheet during the CDAW 6 substorm. *Journal of Geophysical Research*, *99*(A4), 5805–5816. <https://doi.org/10.1029/93JA03235>
- Sonnerup, B. U. Ö., & Cahill, L. J. (1967). Magnetopause structure and attitude from Explorer 12 observations. *Journal of Geophysical Research*, *72*(1), 171–183. <https://doi.org/10.1029/JZ072i001p00171>
- Sonnerup, B. U. Ö., & Scheible, M. (1998). *Minimum and maximum variance analysis, ISSI Scientific Reports Series* (Vol. 1, pp. 185–220). Hanover: Dartmouth College.
- Swisdak, M., Opher, M., Drake, J. F., & Bibi, F. A. (2010). The vector direction of the interstellar magnetic field outside the heliosphere. *The Astrophysical Journal*, *710*(2), 1769. <https://doi.org/10.1088/0004-637X/710/1769>
- Trotignon, J., Mazelle, C., Bertucci, C., & Acuña, M. (2006). Martian shock and magnetic pile-up boundary positions and shapes determined from the Phobos 2 and Mars Global Surveyor data sets. *Planetary and Space Science*, *54*(4), 357–369. <https://doi.org/10.1016/j.pss.2006.01.003>
- Vech, D., Stenberg, G., Nilsson, H., Edberg, N. J. T., Opitz, A., Szegő, K., et al. (2016). Statistical features of the global polarity reversal of the Venusian induced magnetosphere in response to the polarity change in interplanetary magnetic field. *Journal of Geophysical Research: Space Physics*, *121*, 3951–3962. <https://doi.org/10.1002/2015JA021995>
- Xu, S., Mitchell, D., Liemohn, M., Fang, X., Ma, Y., Luhmann, J., et al. (2017). Martian low-altitude magnetic topology deduced from MAVEN/SWEA observations. *Journal of Geophysical Research: Space Physics*, *122*, 1831–1852. <https://doi.org/10.1002/2016JA023467>
- Xu, S., Mitchell, D., Luhmann, J., Ma, Y., Fang, X., Harada, Y., et al. (2017). High-altitude closed magnetic loops at Mars observed by MAVEN. *Geophysical Research Letters*, *44*, 11,229–11,238. <https://doi.org/10.1002/2017GL075831>
- Yamada, M., Kulsrud, R., & Ji, H. (2010). Magnetic reconnection. *Reviews of Modern Physics*, *82*, 603–664. <https://doi.org/10.1103/RevModPhys.82.603>