



HAL
open science

Volumes and bulk densities of forty asteroids from ADAM shape modeling

J. Hanuš, M. Viikinkoski, F. Marchis, J. Ďurech, M. Kaasalainen, M. Delbo, D. Herald, E. Frappa, T. Hayamizu, S. Kerr, et al.

► To cite this version:

J. Hanuš, M. Viikinkoski, F. Marchis, J. Ďurech, M. Kaasalainen, et al.. Volumes and bulk densities of forty asteroids from ADAM shape modeling. *Astronomy & Astrophysics - A&A*, 2017, 601, <10.1051/0004-6361/201629956>. <insu-03689228>

HAL Id: insu-03689228

<https://insu.hal.science/insu-03689228v1>

Submitted on 7 Jun 2022

HAL is a multi-disciplinary open access archive for the deposit and dissemination of scientific research documents, whether they are published or not. The documents may come from teaching and research institutions in France or abroad, or from public or private research centers.

L'archive ouverte pluridisciplinaire **HAL**, est destinée au dépôt et à la diffusion de documents scientifiques de niveau recherche, publiés ou non, émanant des établissements d'enseignement et de recherche français ou étrangers, des laboratoires publics ou privés.



HAL Authorization

Volumes and bulk densities of forty asteroids from ADAM shape modeling

J. Hanuš^{1,2,3}, M. Viikinkoski⁴, F. Marchis⁵, J. Ďurech³, M. Kaasalainen⁴, M. Delbo², D. Herald⁶, E. Frappa⁷, T. Hayamizu⁸, S. Kerr⁹, S. Preston⁹, B. Timerson⁹, D. Dunham⁹, and J. Talbot¹⁰

¹ Centre National d'Études Spatiales, 2 place Maurice Quentin, 75039 Paris Cedex 01, France
e-mail: hanus.home@gmail.com

² Université Côte d'Azur, OCA, CNRS, Lagrange, France

³ Astronomical Institute, Faculty of Mathematics and Physics, Charles University, V Holešovičkách 2, 18000 Prague, Czech Republic

⁴ Department of Mathematics, Tampere University of Technology, PO Box 553, 33101 Tampere, Finland

⁵ SETI Institute, Carl Sagan Center, 189 Bernardo Avenue, Mountain View, CA 94043, USA

⁶ RASNZ Occultation Section, 3 Lupin Pl., Murrumbateman, NSW 2582, Australia

⁷ Euraster, 8 route de Soulomes, 46240 Labastide-Murat, France

⁸ JOIN/Japan Occultation Information Network, 891-0141 Kagoshima, Japan

⁹ International Occultation Timing Association (IOTA), %SK, SP, BT, DD

¹⁰ RASNZ Occultation Section, 3 Hughes Street, Waikanae Beach, 5036 Kapiti Coast, New Zealand

Received 25 October 2016 / Accepted 6 February 2017

ABSTRACT

Context. Disk-integrated photometric data of asteroids do not contain accurate information on shape details or size scale. Additional data such as disk-resolved images or stellar occultation measurements further constrain asteroid shapes and allow size estimates.

Aims. We aim to use all the available disk-resolved images of approximately forty asteroids obtained by the Near-InfraRed Camera (Nirc2) mounted on the W.M. Keck II telescope together with the disk-integrated photometry and stellar occultation measurements to determine their volumes. We can then use the volume, in combination with the known mass, to derive the bulk density.

Methods. We downloaded and processed all the asteroid disk-resolved images obtained by the Nirc2 that are available in the Keck Observatory Archive (KOA). We combined optical disk-integrated data and stellar occultation profiles with the disk-resolved images and use the All-Data Asteroid Modeling (ADAM) algorithm for the shape and size modeling. Our approach provides constraints on the expected uncertainty in the volume and size as well.

Results. We present shape models and volume for 41 asteroids. For 35 of these asteroids, the knowledge of their mass estimates from the literature allowed us to derive their bulk densities. We see a clear trend of lower bulk densities for primitive objects (C-complex) and higher bulk densities for S-complex asteroids. The range of densities in the X-complex is large, suggesting various compositions. We also identified a few objects with rather peculiar bulk densities, which is likely a hint of their poor mass estimates. Asteroid masses determined from the *Gaia* astrometric observations should further refine most of the density estimates.

Key words. minor planets, asteroids: general – techniques: photometric – methods: numerical – methods: observational

1. Introduction

Density and internal structure belong to the most important characteristics of asteroids, which are also some of the least constrained. Moreover, when compared with the densities of meteorites one can deduce the nature of asteroid interiors. These physical properties of asteroids reflect the accretional and collisional environment of the early solar system. Additionally, because some asteroids are analogs to the building blocks that formed the terrestrial planets 4.56 Gyr ago, the density and internal structures of minor bodies inform us about the formation conditions and evolution processes of planets and the solar system as a whole. To determine the density directly, we need both the mass and the volume of the object. The current density estimates are mostly governed by the knowledge of these two properties. On the other hand, indirect density measurements based on photometric observations of mutual eclipses of small binary near-Earth asteroids (NEAs; e.g., Scheirich & Pravec 2009) do not require the mass nor the size. However, the achieved

accuracy of such density estimates is usually much lower when compared with the direct measurements. Additionally, the typical size range of objects from these methods also differ.

The majority of reported mass estimates are based on orbit deflections during close encounters (e.g., Michalak 2000, 2001; Pitjeva 2001; Konopliv et al. 2006; Mouret et al. 2009; Zielenbach 2011) and planetary ephemeris (e.g., Baer & Chesley 2008; Baer et al. 2011; Fienga et al. 2008, 2009, 2011, 2014; Folkner et al. 2009). These methods give accurate masses for the largest asteroids (within a few percent), but the accuracy gets worse very quickly with decreasing size/mass of the objects. The astrometric observations of the ESA's *Gaia* satellite promise a significant improvement of the poor knowledge of the mass. More specifically, *Gaia* will constrain masses for ~150 asteroids (~50 with an accuracy below 10%, Mouret et al. 2007, 2008) by the orbit deflection method. The advantage of *Gaia* masses is in the uniqueness of the mission, which should result in a comprehensive sample with well described biases (e.g., the current mass estimates are strongly biased toward the inner main belt).

The list of asteroids, for which the masses will be most likely determined, is already known. Carry (2012) analyzed available mass estimates for ~250 asteroids and concluded that only about a half of them have a precision better than 20%, although some values might be still affected by systematic errors. The second most accurate mass determinations so far (after those determined by the spacecraft tracking method) are based on the study of multiple systems (e.g., Marchis et al. 2008a,b, 2013; Fang et al. 2012) and reach a typical uncertainty of 10–15%. Masses based on planetary ephemeris are often inconsistent with those derived from the satellite orbits, which is the indication that masses from planetary ephemeris should be treated with caution.

Determining the volume to a similar uncertainty level as the mass (<20%) is very challenging. The density is proportional to the mass and inversely proportional to the cube of the asteroid size, so one needs a relative size uncertainty three times smaller than of the mass estimate to contribute with the same relative uncertainty to the density uncertainty as the mass. The most frequent method for the size determination is the fitting of the thermal infrared observations (usually from IRAS, WISE, *Spitzer* or AKARI satellites) by simple thermal models such as the Standard Thermal Model (STM, Lebofsky et al. 1986) or the Near-Earth Asteroid Thermal Model (NEATM, Harris 1998) assuming a spherical shape model. This size is often called the radiometric diameter and it corresponds to the surface-equivalent diameter¹. Because thermal models usually assume a spherical shape model, the surface equivalent diameter equals the volume-equivalent diameter². Reported size uncertainties for individual asteroids are usually very small (within a few percent, Masiero et al. 2011), however, they are not realistic (Usui et al. 2014). Indeed, the uncertainties are dominated by the model systematics – the spherical shape assumption is too crude and the role of the geometry is neglected (e.g., the spin axis orientation). The sizes determined by thermal models are statistically reliable, but could easily be inaccurate for individual objects by 10–30% (Usui et al. 2014). This implies a density uncertainty of 30–90%. Other size determination methods that assume a sphere or a tri-axial ellipsoid for the shape model suffer by the same model systematics. More complex shape models have to be used for the more accurate size determinations.

Several methods for reliable size determination that require lightcurve- or radar-based shape models have been already employed (the only few exceptions are the largest asteroids that can be approximated by simple rotational ellipsoids): (i) scaling the asteroid shape projections by disk-resolved images observed by the 8–10 m class telescopes equipped with adaptive optics systems (e.g., Marchis et al. 2006; Drummond et al. 2009; Hanuš et al. 2013b); (ii) scaling the asteroid shape projections to fit the stellar occultation measurements (e.g., Āurech et al. 2011); or (iii) analyzing thermal infrared measurements by the means of a thermophysical modeling which allows to scale the shape from radar or lightcurve inversion to match the size information carried by the infra red radiation (e.g., Müller et al. 2013; Alí-Lagoa et al. 2014; Rozitis & Green 2014; Emery et al. 2014; Hanuš et al. 2015, 2016a). The lightcurve-based shape models are usually best described as convex (e.g., Kaasalainen et al. 2002a; Torppa et al. 2003; Āurech et al. 2009; Hanuš et al. 2011, 2016b), the radar models are reconstructed from delay-Doppler echoes, sometimes in combination with light curve data (e.g.,

Hudson & Ostro 1999; Busch et al. 2011). Size uncertainties achieved by these methods are usually below 10%. Recently, models combining both disk-integrated and disk-resolved data were developed (e.g., KOALA and ADAM models, Carry 2012; Viikinkoski et al. 2015a). With these models, both shape and size are optimized (Merline et al. 2013; Berthier et al. 2014; Viikinkoski et al. 2015b; Hanuš et al. 2017). For instance, a KOALA-based shape model of asteroid (21) Lutetia was derived from optical light curves and disk-resolved images by Carry et al. (2010b). This result was later confirmed by the ground-truth shape model reconstructed from images obtained by the camera on board the Rosetta space mission during its close fly-by (Sierks et al. 2011), which effectively validated the KOALA shape modeling approach (Carry 2012).

In our work, we use the ADAM algorithm for asteroid shape modeling from the disk-integrated and disk-resolved data, and stellar occultation measurements. We describe the optical data in Sect. 2.1, the disk-resolved data from the Keck II telescope in Sect. 2.2, and the occultation measurements in Sect. 2.3. The ADAM shape modeling algorithm is presented in Sect. 3. We show and discuss derived shape models and corresponding volume-equivalent sizes and bulk densities in Sect. 4. Finally, we conclude our work in Sect. 5.

2. Data

2.1. Shape models from disk-integrated photometry

In this work, we mostly focused on asteroids for which the rotation states and shape models had recently been derived or revised. We used rotation state parameters of these asteroids as initial inputs for the shape and size optimization by ADAM. The majority of previously published shape models, spin states and optical data are available in the Database of Asteroid Models from Inversion Techniques (DAMIT³, Āurech et al. 2010), from where we adopted the disk-integrated light curve datasets as well. Moreover, we list adopted rotation state parameters and references to the publications in Table A.1.

2.2. Keck disk-resolved data

The W.M. Keck II telescope located at Maunakea in Hawaii is equipped since 2000 with an adaptive optics (AO) system and the Near-InfraRed Camera (Nirc2). This AO system provides an angular resolution close to the diffraction limit of the telescope at ~2.2 μm , so ~45 mas for bright targets ($V < 13.5$) (Wizinowich et al. 2000). The AO system was improved several times since it was mounted. For example, the correction quality of the system was improved in 2007 (van Dam et al. 2004), resulting into reaching an angular resolution of 33 mas at shorter wavelengths (~1.6 μm).

All data obtained by the Nirc2 extending back to 2001 are available at the Keck Observatory Archive (KOA). It is possible to download the raw images with all necessary calibration and reduction files, and often also images on which the basic reduction was performed. We downloaded and processed all disk-resolved images of all observed asteroids. Usually, several frames were obtained by shift-adding 3–30 frames with an exposure time of fractions of seconds to several seconds depending on the asteroid's brightness at the particular epoch. We performed the flat-field correction and we used a bad-pixel suppressing algorithm to improve the quality of the images before

¹ Surface-equivalent diameter is a diameter of a sphere that has the same surface as the surface of the shape model.

² Volume-equivalent diameter is a diameter of a sphere that has the same volume as the volume of the shape model.

³ <http://astro.troja.mff.cuni.cz/projects/asteroids3D>

shift-adding them. Then, we visually checked all images and selected only those where the asteroids were resolved. Typically, we considered an asteroid as resolved if its maximum size on the image was at least approximately ten pixels. Also, we rejected fuzzy and saturated images, and images with various artifacts. We obtained about 500 individual images of about 80 asteroids. Finally, we deconvolved each resolved image by the AIDA algorithm (Hom et al. 2007) to improve its sharpness.

Many images had already been used independently in previous shape studies (Marchis et al. 2006; Drummond et al. 2009; Descamps et al. 2009; Merline et al. 2013; Hanuš et al. 2013b; Berthier et al. 2014). In Table A.4, we list all used disk-resolved images for each studied asteroid and the name of the principal investigator of the scientific project within which the data were obtained.

2.3. Occultation data

Stellar occultations are publicly available in the OCCULT software⁴ maintained by David Herald. In Table A.5, we list all observers that participated in each stellar occultation measurement we used for the shape modeling. To achieve a better convergence of the shape modeling, we visually examined each occultation measurement and removed chords with large uncertainties in their timings (mostly visual observations) and chords that were clearly inconsistent with the remaining ones (mostly due to the incorrect timing). The chord removal was a relatively safe procedure, because the offset of the incorrect chord with respect to several close-by chords was always obvious. Moreover, such cases were quite rare. We also rejected occultation events that had less than three reliable chords.

2.4. Asteroid masses

The most accurate mass estimates are based on space probe fly-by measurements or the satellite's orbits in the multiple systems. We adopted these estimates from the corresponding studies. Densities based on these masses should be the most reliable ones.

Masses derived from astrometric observations (close encounters or planetary ephemeris methods) are available for most asteroids in our sample. Moreover, multiple determinations for individual asteroids are common. However, these determinations are often inconsistent or result in an unrealistic density determination. To select the most reliable mass estimates, we decided to use values from the work of Carry (2012), who investigated available mass estimates for ~250 asteroids and present a single value for each of them. The author also provides bulk density estimates and ranks their quality. A low rank is usually a suggestion that the mass estimate is not reliable. Recently, Fienga et al. (2014) computed masses for tens of asteroids from INPOP planetary ephemerides. However, several masses of multiple asteroids are inconsistent with masses from Carry (2012). It is not obvious which values should be the better ones. For example, masses for the (45) Eugenia and (107) Camilla multiple systems are clearly wrong in Fienga et al. (2014), because their reliable mass estimates based on the satellite's orbits are too different. On the other hand, the mass of the (41) Daphne system is consistent. Moreover, masses for several asteroids from Fienga et al. (2014) lead to more realistic bulk densities than those from Carry (2012). Because of this, we decided to use masses from Fienga et al. (2014) only in cases where the density

would be unrealistic otherwise. All these cases are individually commented in Sect. 4.2. Additionally, we also comment the cases where the masses are inconsistent within each other.

Masses based on astrometric observations of the ESA's *Gaia* satellite should be available in 2019. After that, our volume estimates of several asteroids studied here could be used for future bulk density refinements.

3. All-Data Asteroid Modeling (ADAM) algorithm

Reconstructing a 3D shape model of an asteroid from various observations is a typical ill-posed problem, since noise-corrupted observations contain only low-frequency information. To mitigate effects of ill-posedness, we use parametric shape representations combined with several regularization methods.

While the reconstruction can be made well-behaved in the sense that the optimization process converges to a shape model, there is also the problem of uniqueness: often it is not obvious whether features present in the shape model are supported by data or if they are artifacts caused by the parameterization and regularization methods. The chance that these features are spurious can be alleviated by the use of several different parameterizations and regularization methods: it is conceivable that all the representations should produce similar shapes if the solution is well constrained by the data. Therefore, in this article, we derive shape models for asteroids using two different parametric shape representations – subdivision surfaces and octanoids (see, Viikinkoski et al. 2015a). If the resulting shape models for the asteroid are significantly different, we conclude that the available data are not sufficient for reliable reconstruction and discard the model.

The procedure used in this article for shape reconstruction is called ADAM (Viikinkoski et al. 2015a). It is an universal inversion technique for various disk-resolved data types. ADAM facilitates the usage of adaptive optics images directly, without requiring deconvolution or boundary extraction. The software used in this article is freely available on the internet⁵.

Utilizing the Levenberg-Marquardt optimization algorithm, ADAM minimizes an objective function

$$\chi^2 := \chi_{\text{LC}}^2 + \lambda_{\text{AO}} \chi_{\text{AO}}^2 + \lambda_{\text{OC}} \chi_{\text{OC}}^2 + \sum_i \lambda_i \gamma_i^2, \quad (1)$$

where terms χ_{LC}^2 , χ_{AO}^2 and χ_{OC}^2 are, respectively, model fit to light curves, adaptive optics images, and stellar occultation chords. The final sum corresponds to regularization functions measuring the smoothness and complexity of the mesh.

The formulation of terms χ_{LC}^2 and χ_{AO}^2 is covered in (Viikinkoski et al. 2015a), and the theoretical foundations of stellar occultations relating to the shape reconstruction of asteroids are well established in Āurech et al. (2011), so we describe here how the goodness-of-fit measure χ_{OC}^2 for occultation chords is implemented in ADAM.

As an asteroid occults a star, its shadow travels on the surface of the Earth. The positions of the observers, together with the disappearance and reappearance times of the star, determine a chord on the fundamental plane, which is the plane perpendicular to the line determined by the asteroid and the star. Given the fundamental plane determined by the occultation, we project the shape model represented by a triangular mesh \mathcal{M} into the plane by using an orthogonal projection P . To form the goodness-of-fit measure χ_{OC}^2 , we must first define a reasonable distance function $d(C, P\mathcal{M})$.

⁴ <http://www.lunar-occultations.com/iota/occult4.htm>

⁵ <https://github.com/matvii/adam>

Let C be the occultation chord with the endpoints p_1 and p_2 on the plane, and \mathcal{L} the line determined by the chord. We consider the case where the line \mathcal{L} intersects the boundary of the projected shape model PM at two points q_1 and q_2 . Assuming the points are ordered so that the vectors $p_1 - p_2$ and $q_1 - q_2$ are parallel, we set

$$d(C, PM) = \|q_1 - p_1\|^2 + \|q_2 - p_2\|^2. \quad (2)$$

If the line does not intersect the projected shape, let δ be the perpendicular distance from the line \mathcal{L} to the closest vertex in PM . We define

$$d(C, PM) = 2\|p_2 - p_1\|^2 L(\delta), \quad (3)$$

where

$$L(x) = \frac{1}{1 + e^{-kx}}, \quad (4)$$

is the logistic function with the parameter k .

For the negative chords (i.e., chords along which no occultation is observed), we use a slightly different approach. We set

$$d(C, PM) = \gamma \cdot (1 - L(\delta)), \quad (5)$$

where γ is a constant weight, and δ is defined as follows: if the chord C intersects PM , let δ_1 be the distance to the farthest vertex on the positive side of the line \mathcal{L} , and similarly let δ_2 be the distance to the farthest vertex on the negative side of the line. We set

$$\delta = -\min\{\delta_1, \delta_2\}. \quad (6)$$

If the chord does not intersect PM , let δ be the perpendicular distance from the line to the closest vertex on PM . The idea here is that if the negative chord intersects the projected shape, the distance function attains its maximum value γ . The weight γ is chosen large enough to ensure that an optimization step causing an intersection is rejected. The logistic function is used instead of the step function to make the distance function differentiable.

Given an occultation event consisting of n chords C_i , we define

$$\chi_{OC}^2 := \sum_i d(C_i, PM + (O_x, O_y)), \quad (7)$$

where (O_x, O_y) is the offset from the projection origin, to be determined during the optimization.

4. Results and discussions

Here we present shape models of asteroids based on the ADAM shape modeling algorithm. All derived shape models as well as all their optical disk-integrated and disk-resolved data, and occultation measurements are available online in the DAMIT database. Our observation datasets always contain all three types of these data. The uncertainties in the spin vector determinations were estimated from the differences between the solutions based on the usage of the two different shape supports in ADAM (i.e., subdivision surfaces and octanoids, see Sect. 3), and the usage of raw and deconvolved versions of the disk-resolved data. These uncertainties are usually between two and five degrees.

To estimate the size, first, we computed the volume from the scaled shape model and estimated its uncertainty from the differences between the solutions based on the usage of different shape supports in ADAM the same way as for the pole solution. Then, we computed the corresponding volume-equivalent diameter and

its possible range from the volume. We only report the volume-equivalent size with its 1σ uncertainty in Table A.2, however, the volume can be easily accessed based on this size. The bulk density in Table A.2 is then the ratio between the mass and the volume, and its uncertainty was computed from the propagation of the volume and mass uncertainties.

4.1. Shape models of primaries in multiple systems

Several main-belt binaries that consist of a large primary (≥ 100 km) and a few-kilometer sized secondary (or even two satellites) were discovered in the images obtained by the 8–10 m class telescopes equipped with AO systems during the last decade. Usually, tens of large asteroids were surveyed during a few-year campaign and their close proximity was searched for a potential presence of a satellite. Once a satellite was detected, the system was then imaged in other epochs, so the satellite's orbit could be constrained. Fortunately, some of the primaries were large enough to be resolved, often during multiple distant epochs (apparitions). On the other hand, single objects were usually observed only once or twice, so the observations available for them are mostly single- or double-apparition.

4.1.1. Comparison with previously modeled primaries

Asteroids with multiple disk-resolved images were natural candidates for shape modeling, so several shape models have already been published for those. All these shape models are based on methods that use the 2D contours extracted from the disk-resolved images. Such approach is sensitive to the boundary condition applied when extracting the contour. Shape models of asteroids (22) Kalliope, (87) Sylvia, (93) Minerva, and (216) Kleopatra have been previously derived (Descamps et al. 2008; Berthier et al. 2014; Marchis et al. 2013; Kaasalainen & Viikinkoski 2012). As the first step, we decided to validate our modeling approach on these asteroids – we have similar or even larger optical, disk-resolved and stellar occultation datasets for them. We present shape models for all four asteroids and reproduce well the previous results.

Before listing the asteroids one by one, we note that there are plenty of previous shape and spin pole studies for each asteroid in our work, including single-epoch methods assuming triaxial ellipsoids as well as a more general modeling by the lightcurve inversion method. Below, we mainly comment on the shape modeling results based on the lightcurve inversion of optical photometry and neglect most other studies for the sake of simplicity. Moreover, we most often used spin states based on lightcurve inversion as necessary initial inputs for the shape modeling by ADAM, because the one-apparition ellipsoidal shape and spin solutions lack the necessary precision in the sidereal rotation period.

22 Kalliope. Reliable size and bulk density of Kalliope have already been derived from observations of mutual events by Descamps et al. (2008). Our shape model and size based on 102 light curves, 23 disk-resolved images and one occultation is in an agreement with the previous results (e.g., the difference in the pole orientation is only one degree). Our size (161 ± 6 km) is slightly smaller (compared to 166 ± 3 km), but still within the small uncertainties. So, we derived a similar bulk density of (3.7 ± 0.4) g cm $^{-3}$ that is consistent with the M-type taxonomic classification of Kalliope.

87 Sylvania. As Sylvania is a multiple system, a large number of 22 disk-resolved images could be used for the shape modeling. Together with 55 optical light curves and two occultation measurements, the ADAM modeling resulted in a reliable shape model and size that is in a perfect agreement with an independent shape model derived by the KOALA algorithm from a similar dataset by [Berthier et al. \(2014\)](#). The size of (273 ± 5) km combined with the mass estimate gave us a bulk density of (1.39 ± 0.08) g cm⁻³. Sylvania is the only P-type asteroid in our sample and its bulk density is one of the most precise so far estimated for an asteroid. Most of the C-complex asteroids have similar bulk densities as Sylvania.

93 Minerva. Size and bulk density of the C-type asteroid Minerva based on optical light curves, disk-resolved images and occultation data have already been determined by [Marchis et al. \(2013\)](#). We used a similar optical dataset and a subset of disk-resolved data and derived a shape model and size (159 ± 3) km that are consistent with those of [Marchis et al. \(2013, 154 ± 6 km\)](#). The difference in the pole orientation is only four degrees. Our size estimate is slightly higher, which resulted in a smaller though more consistent with respect to its taxonomic type (i.e., C-complex), bulk density of (1.59 ± 0.27) g cm⁻³.

216 Kleopatra. So far, the disk-resolved images of Kleopatra have not been sufficient for a proper shape model [Kaasalainen & Viikinkoski \(2012\)](#). Using all available data, we derived a model with ADAM. Only one pole solution of $(\lambda, \beta) \sim (73, 21)^\circ$ is consistent with the AO data. Our ADAM model is based on 55 optical light curves, 14 AO images and three occultations. All occultations consist of multiple chords that sample most of the shape projection. The issue with the shape model is that there are no AO nor occultation data that were obtained at a view close to the pole. Closest is the 2016 occultation, ~ 70 degrees above equator. Similarly there is one AO image 70 degrees below the equator, but it is too fuzzy to be useful. We obtained a pole solution of $\sim (74, 20)^\circ$, that is in a perfect agreement with the one of [Kaasalainen & Viikinkoski \(2012\)](#). Our size (121 ± 5) km and adopted mass of [Descamps et al. \(2011\)](#) lead to a bulk density of (5.0 ± 0.7) g cm⁻³, an unusually large value within the M-type asteroids, however, with a larger uncertainty. Additionally, [Ostro et al. \(2000\)](#) derived a shape model of Kleopatra from the delay-Doppler observations obtained by Arecibo. The spin state is similar to ours, though the shape models differ. The model of [Ostro et al. \(2000\)](#) has a dumbbell appearance with a handle that is substantially narrower than the two lobes. In our shape model, the handle is of about the same thickness as the lobes.

4.1.2. New shape models of primaries

41 Daphne. All recent shape model studies of the C/Ch-type asteroid Daphne reported a consistent pole solution of $\sim (200, -30)^\circ$ ([Kaasalainen et al. 2002a](#); [Đurech et al. 2011](#); [Matter et al. 2011](#); [Hanuš et al. 2016b](#)), which we used as an initial input for the shape modeling with ADAM. Because Daphne is a binary asteroid ([Conrad et al. 2008b](#)), the number of disk-resolved images is rather high due to the attraction to the satellite's position ([Conrad et al. 2008a](#)). We also have occultation observations from two distant epochs. Our shape model fits all the AO, light curve and occultation data well, so the size is reliably constrained to be (188 ± 5) km. Moreover, this size is compatible with the size estimate of [Matter et al. \(2011\)](#) based

on interpretation of interferometric data by a thermophysical model and the use of a shape model with local topography. Our size and the precise mass estimate from [Carry \(2012\)](#) lead to a bulk density of (1.81 ± 0.15) g cm⁻³, which belongs to higher values within the C-complex asteroids.

45 Eugenia. The small moonlet “Petit-Prince” of Eugenia was discovered by [Merline et al. \(1999\)](#), which made Eugenia a target for several AO campaigns studying orbit of the moon (e.g., [Marchis et al. 2010](#)). As a consequence, 23 disk-resolved images were obtained by the Nirc2 during six different apparitions. [Hanuš et al. \(2013b\)](#) rejected one of the mirror solutions and our shape modeling with ADAM confirmed that conclusion. The shape model nicely fits all the disk-resolved images as well as two occultation measurements, which lead to a precise size estimate of (186 ± 4) km. The corresponding density of (1.69 ± 0.11) g cm⁻³ is consistent with typical densities of C-type asteroids. The reliable mass estimate of $(5.69 \pm 0.12) \times 10^{18}$ kg is based on the moon's orbit ([Marchis et al. 2008a](#)).

107 Camilla. The single pole solution of $\sim (72, 51)^\circ$ ([Torppa et al. 2003](#); [Đurech et al. 2011](#); [Hanuš et al. 2013b, 2016b](#)) is well established and we used it as an initial input for the shape modeling by ADAM. Camilla is another binary (actually triple) asteroid that was often observed by the NICR2 at Keck. So, we gathered 21 disk-resolved images obtained at seven different apparitions. As a result, our shape and size solution that explains all the observations is well constrained. The size of (254 ± 6) km combined with the mass from [Marchis et al. \(2008a\)](#) resulted in a typical C-type asteroid bulk density of (1.31 ± 0.10) g cm⁻³.

4.2. Shape models of single asteroids

Only few single asteroids were observed during multiple epochs by the Keck AO system, namely mostly the largest ones (e.g., 2 Pallas, 52 Europa) and the space mission targets (e.g., 1 Ceres, 4 Vesta, 21 Lutetia), because most AO surveys at the Keck telescope were dedicated to the discovery of satellites and then the system follow-up. Shape models based on disk-resolved data were previously independently derived for asteroids (2) Pallas, (16) Psyche and (52) Europa ([Carry et al. 2010a](#); [Shepard et al. 2017](#); [Merline et al. 2013](#)), so we provide our ADAM solutions for comparison and as a reliability test. For the remaining asteroids, we present their first shape model solutions from disk-resolved data and sometimes their first non-radiometric size estimates. For the majority of the asteroids studied, we used adopted mass estimates and derived their bulk densities.

2 Pallas. Our ADAM modeling started with the single pole solution from [Carry et al. \(2010a\)](#) as an initial input and converged to a solution that fit nicely all optical light curves, 18 disk-resolved images and two occultations. We note that the occultation from the year 1983 ([Dunham et al. 1990](#)) is of an exceptional quality, the projection consists of 131 chords (there are also 117 observations outside the path of Pallas shadow) and sample almost the whole projected disk. Our shape and size of (523 ± 10) km is consistent with the solution of [Carry et al. \(2010a\)](#) of (512 ± 6) km. Pallas is one of the three B-type asteroids in our sample and has a bulk density of (2.72 ± 0.17) g cm⁻³. Clearly, such density is exceptionally high among the primitive C-complex asteroids, it is even higher than the bulk density of

Ceres. This suggests a different composition of B-type asteroids than of the other C-complex subgroups.

5 Astraea. We used a spin state derived by [Ďurech et al. \(2009\)](#) as an initial input for the ADAM shape modeling of Astraea. The pole ambiguity was already removed by [Ďurech et al. \(2011\)](#) based on stellar occultation measurements, the AO data further support the uniqueness of the pole solution ([Hanus̆ et al. 2013b](#)). Our ADAM shape model is consistent with all observed data and has a size of (114 ± 4) km. The corresponding bulk density of (3.4 ± 0.7) g cm⁻³ seems to be realistic for an S-type asteroid.

8 Flora. Flora is an S-type asteroid and the largest member of the Flora collisional family. The spin state based on a lightcurve inversion was already known from [Torppa et al. \(2003\)](#), and the pole ambiguity was later removed by [Ďurech et al. \(2011\)](#). Our shape model is consistent with this pole solution and fits well all the data we possess. The size of (140 ± 4) km does not differ from the previous estimates. The mass estimate in [Carry \(2012\)](#) is based on multiple determinations that are rather consistent, which suggests that the mass might be reliable. However, the resulting bulk density is suspiciously high for an S-type asteroid – (6.4 ± 1.5) g cm⁻³. On the other hand, the recent mass estimate in [Fienga et al. \(2014\)](#) is by approximately 30% smaller than our estimate, which effectively reduced the bulk density by 30% as well (listed in [Table A.2](#)). Moreover, the most recent INPOP solution ([Fienga, priv. comm.](#)) suggests an even smaller mass that results in a bulk density of (3.3 ± 0.7) g cm⁻³. Such a density is typical within S-type asteroids. Mass determination based on *Gaia* astrometric measurements should resolve this discrepancy. Although it is unlikely that the high bulk density is realistic, it would suggest that the interior of Flora should be metal rich possibly indicating a differentiated body, maybe a core of the parent body of the Flora family.

10 Hygiea. Both the mirror pole solutions ([Kaasalainen et al. 2002a](#)) are consistent with the AO and occultation data. Although Hygiea is one of the largest and most massive asteroids, only two disk-resolved images are available. Despite that, we computed the average volume-equivalent diameter of Hygiea of (411 ± 20) km. The density of (2.4 ± 0.4) g cm⁻³ is rather high considering Hygiea is a C-type asteroid. Additional disk-integrated data should further constrain the size estimate, remove the pole ambiguity, and consequently confirm or refine the bulk density.

11 Parthenope. The pole solution of $\sim(127, 15)^\circ$ fits the disk-resolved data slightly better, so it is preferred. However, the mirror solution still gives a reasonable fit and cannot be fully rejected. For Parthenope, a huge number of optical data (138 light curves) is available on one side, and only one occultation and one AO image on the other. We computed a volume-equivalent diameter of (156 ± 5) km and a typical S-type bulk density of (3.0 ± 0.4) g cm⁻³. We provide the first non-radiometric size estimate of Parthenope.

13 Egeria. Both pole solutions for Egeria from [Hanus̆ et al. \(2011\)](#) agree with the AO data. By fitting optical, AO and occultation data by ADAM, we provide the first non-radiometric size of Egeria – (205 ± 6) km. Unfortunately, the mass estimate of [Carry \(2012\)](#) is affected by a 50% uncertainty, so we rather used

the mass estimate of [Fienga et al. \(2014\)](#). The average bulk density is then (2.1 ± 0.6) g cm⁻³. We expect a slightly lower value for this G- or Ch-type asteroid, however, the uncertainty is rather large.

16 Psyche. The pole ambiguity was already removed by [Drummond & Christou \(2008\)](#) and our ADAM modeling is consistent with this pole solution. A large dataset of 118 light curves, seven AO images and two occultations reliably constrained the shape and size (225 ± 4) km. The bulk density of (4.6 ± 1.3) g cm⁻³ based on the mass from [Carry \(2012\)](#) is a slightly larger value than the typical values for M-type asteroids. However, the mass from [Fienga et al. \(2014\)](#) is lower by almost 10% and has a significantly smaller uncertainty. Moreover, it provides a more consistent bulk density of (3.7 ± 0.6) g cm⁻³. A metal-rich composition is often proposed as a reason for such high values, and the high radar albedo further supports this idea. Our solution is in a perfect agreement with the recent shape model of Psyche based on delay-Doppler, optical, AO and occultation data ([Shepard et al. 2017](#)).

18 Melpomene. As an initial input for rotation state parameters for the ADAM modeling of Melpomene's shape we used values from [Hanus̆ et al. \(2016b\)](#). Our shape and size solution fits all six disk-resolved images and the occultation measurements. We present the first non-radiometric size estimate for Melpomene of (146 ± 3) km. The main limitation for the bulk density of (2.0 ± 0.8) g cm⁻³ comes from the poor mass accuracy. The quoted density seems to be a little small for an S-type asteroid, but we have a large uncertainty.

29 Amphitrite. All recent shape and spin state studies of the S-type asteroid Amphitrite ([Drummond et al. 1988, 1991](#); [De Angelis 1995](#); [Kaasalainen et al. 2002b](#); [Hanus̆ et al. 2016b](#)) report only one pole solution with ecliptic coordinates $\sim(140, -20)^\circ$. However, this shape solution is not consistent with the AO images and stellar occultation measurements. On the other hand, the mirror solution with $(322, -29)^\circ$ fits the AO images and occultation chords nicely, so this is the correct one. The size between different shape supports does not vary much and it is estimated to be (204 ± 3) km. Combination with the mass leads to a bulk density of (2.9 ± 0.5) g cm⁻³, which is consistent with the typical range within S-type asteroids.

39 Laetitia. The unique pole solution of [Kaasalainen et al. \(2002b\)](#) and [Hanus̆ et al. \(2016b\)](#) has been confirmed by agreeing with the AO and stellar occultation data. We also present a size estimate that is consistent with previous values ([Ďurech et al. 2011](#); [Hanus̆ et al. 2013b](#)). The size (164 ± 3) km and the adopted mass estimates lead to a rather low density of (2.0 ± 0.5) g cm⁻³ for this S-type asteroid.

43 Ariadne. The only lightcurve-based shape model of Ariadne was computed by [Kaasalainen et al. \(2002b\)](#). Moreover, only one pole solution was consistent with the optical data. Our ADAM shape model fits all the optical light curves, AO and occultation data well. Unfortunately, our size (59 ± 4) km and an adopted mass from [Carry \(2012\)](#) provide an unrealistic bulk density of (11.3 ± 2.6) g cm⁻³. Most likely, the mass estimate of this S-type asteroid is wrong.

51 Nemausa. First lightcurve-based shape model of Nemausa was derived in Hanuš et al. (2016b), from where we adopted the rotation state as an initial input for the shape modeling by ADAM. We successfully removed the pole ambiguity and derived a reliable shape solution that fits nicely all the available data. We present the first non-radiometric size of this C-type asteroid – (144 ± 3) km that leads to a bulk density of (1.6 ± 0.6) g cm⁻³. This value is consistent with those for other C-complex asteroids.

52 Europa. Our shape and spin state based on 49 optical light curves, 25 AO images and four occultations are in a perfect agreement with the solution of Merline et al. (2013) derived by the KOALA algorithm from a similar dataset. So, the resulting bulk density of the C-type asteroid Europa is similar as well – (1.5 ± 0.4) g cm⁻³.

54 Alexandra. The pole ambiguity of the C-type asteroid Alexandra was already removed by Āurech et al. (2011) and later confirmed by Hanuš et al. (2013b). Our shape model fits well all the available data and has a size of (143 ± 5) km. Unfortunately, the available mass estimate from Carry (2012) has a large uncertainty, so the corresponding density of (4.0 ± 2.3) g cm⁻³ has little meaning.

80 Sappho. The pole ambiguity of Sappho was already removed by Āurech et al. (2011) and later confirmed by Hanuš et al. (2013b), so we used a single pole solution as an initial input for the ADAM modeling. Unfortunately, we obtained only one low-quality disk-resolved image and one occultation, which allowed us to constrain the size only poorly to (66 ± 8) km. More specifically, the sizes based on raw and deconvolved AO data systematically differed by about 10%. There is no reliable mass estimate for Sappho at the moment.

85 Io. A single shape and pole solution was reported by Āurech et al. (2011) and confirmed by Hanuš et al. (2013b). Our ADAM model with the size of (165 ± 3) km fits nicely both our two AO images and stellar occultation profiles from three epochs. Due to a poor mass estimate, we cannot draw reliable conclusions from the bulk density of (1.1 ± 0.6) g cm⁻³ other than that a low density is expected for a primitive body such as Io (B-type). On the other hand, this low bulk density differs from the one of another B-type asteroid Pallas, although this could be due to the size differences.

88 Thisbe. We used a single pole solution from Hanuš et al. (2016b) as an initial input for the shape modeling by ADAM, because the pole ambiguity has been already removed in Hanuš et al. (2013b). Disk-resolved data and one occultation measurement were sufficient to reliably constrain the size to (212 ± 10) km, which resulted in a bulk density of (3.1 ± 0.8) g cm⁻³. Such a value is rather high for a primitive C-complex body, however, Thisbe is a large B-type asteroid and its bulk density is comparable to the one of another B-type asteroid Pallas. On top of that, the uncertainty in the bulk density is rather large.

89 Julia. We used a single pole solution from Āurech et al. (2011) as an initial input for the shape modeling by ADAM.

Although the occultation and AO data are rather poor, our shape model seems to be reliable and fits all the available data. The size of (142 ± 4) km with the mass from Carry (2012) provide a bulk density of (4.5 ± 1.3) g cm⁻³. Julia is classified as a K-type by DeMeo et al. (2009) and belongs to the S-complex. We expect a lower bulk density value, although the uncertainty is rather high. Moreover, Fienga et al. (2014) reports a significantly smaller mass, however, with a more than 50% uncertainty. Nevertheless, this mass would place the density to $(\sim 1.5\text{--}2)$ g cm⁻³, which is a rather low value. Unfortunately, it seems that the mass estimates for Julia are poor, so the bulk density cannot be reliably estimated.

94 Aurora. As an initial spin state for the ADAM modeling we used pole solutions in Marciniak et al. (2011) and Hanuš et al. (2016b). One pole orientation fit the AO and occultation data slightly better, namely $\sim(56, 7)^\circ$, however, the second pole solution cannot be rejected. We determined the first non-radiometric size estimate for Aurora to be (196 ± 4) km. Due to a poor mass estimate, our bulk density of (1.6 ± 0.9) g cm⁻³ has a large uncertainty. On the other hand, the density falls into a typical range for C-type objects.

129 Antigone. The single pole solution of $\sim(210, 55)^\circ$ derived with the lightcurve inversion (Torppa et al. 2003; Hanuš et al. 2016b) was confirmed by occultation measurements (Āurech et al. 2011) or comparison with disk-resolved data (Drummond et al. 2009; Hanuš et al. 2013b). We adopted this pole solution as an initial input for the shape modeling and derived a solution that is consistent with both occultation observations, optical light curves and 8 disk-resolved images. The size is well constrained and gives, in combination with the mass, a bulk density of (2.5 ± 0.9) g cm⁻³. The large uncertainty dominated by the poor mass estimate prevents reliable interpretation of the density, although one can argue that an M-type asteroid with a significant metal component should have a higher density. On the other hand, the extreme bulk density value of 3.4 g cm⁻³ allowed by the large uncertainty is similar to those of other M-type asteroids in our sample.

135 Hertha. The available single-epoch occultation of the M-type asteroid Hertha consists of 18 well spaced chords and belongs to one of the best stellar occultation observations obtained so far. Our ADAM shape model fits the occultation as well as both disk-resolved images and optical light curves well, the pole solution is consistent with the one of Torppa et al. (2003), and our size of (80 ± 2) km agrees with the previous estimate of Timerson et al. (2009). The density of (4.5 ± 0.7) g cm⁻³ suggests some contribution of iron to Hertha's composition (similar to the case of Kleopatra). The higher bulk density is consistent with some of the proposed scenarios that could explain the observed properties of the Hertha cluster (Dykhuis & Greenberg 2015). For instance, Hertha could be a remnant of an iron interior of a partially differentiated parent body that was destroyed by a past collision. However, readers are also encouraged to be careful with a mass estimate based on the ephemeris method.

144 Vibia. Disk-resolved data and stellar occultation chords are consistent only with the pole solution with ecliptic coordinates $(248, 56)^\circ$ effectively removing the pole ambiguity of Hanuš et al. (2016b). We present the first non-radiometric

size estimate of (141 ± 3) km. The corresponding bulk density is (3.6 ± 0.9) g cm⁻³, which is surprisingly high concerning the C-complex taxonomic classification (C, Ch). Most likely, the mass estimate is not accurate. Alternatively, the interior could have larger density or a very low macroporosity.

165 Loreley. The pole ambiguity of the Cb-type asteroid Loreley was already removed by [Durech et al. \(2011\)](#) via stellar occultation measurements and later confirmed by [Hanuš et al. \(2013b\)](#) via disk-resolved images from Keck. Our ADAM shape model reproduces all optical, disk-resolved and stellar occultation data nicely. However, the size combined with the mass leads to an unrealistic density of (7.1 ± 0.9) g cm⁻³, which likely indicates that the mass estimate is wrong and should be revised.

233 Asterope. Only one out of the two pole solutions from [Hanuš et al. \(2016b\)](#) is consistent with the disk-resolved data and occultation measurements – $(316, 58)^\circ$. We also present the first non-radiometric size for Asterope of (106 ± 3) km. Unfortunately, there is no reliable mass estimate for Asterope in the literature.

360 Carlova. We used the rotation state of [Hanuš et al. \(2016b\)](#) as an input for the shape modeling by ADAM. The occultation measurements and one disk-resolved image are consistent with only one pole solution. Recently, [Wang et al. \(2015\)](#) derived a lightcurve-based shape model for Carlova from a larger optical dataset. Their spin solution is close to our preferred one, only about 20° distant in the ecliptic longitude. Using their pole solution as an input for ADAM, we converged to our original solution, which suggests that our photometric dataset and disk-resolved data are not consistent with the solution of [Wang et al. \(2015\)](#). However, we are aware that our optical dataset is small (a subset of Wang's dataset). Unfortunately, there is no reliable mass estimate available for Carlova.

386 Siegena. A single-pole solution alone is reported by [Hanuš et al. \(2016b\)](#) and this solution is also consistent with the AO and occultation data. Our size (first non-radiometric estimate) based on ADAM modeling is (167 ± 5) km and the corresponding bulk density, assuming mass from [Carry \(2012\)](#), is (3.3 ± 0.8) g cm⁻³, which is a rather high value considering Siegena is a C-type. The mass estimate is likely non-reliable. On the other hand, [Fienga et al. \(2014\)](#) computed a much lower mass, however, with a 60% uncertainty. The corresponding bulk density would be (1.0 ± 0.6) g cm⁻³, being a more realistic estimate.

387 Aquitania. Our shape and size solution is consistent with the convex shape model of [Devogèle et al. \(2016\)](#). Unfortunately, there is no reliable mass estimate for Aquitania.

409 Aspasia. [Drummond et al. \(2009\)](#) presented a tri-axial ellipsoidal shape model of this C-complex asteroid (Xc-type) as well as the size of (184 ± 6) km based on the disk-resolved images from Keck. However, the spin solution of [Warner et al. \(2008\)](#) based on lightcurve inversion of optical data is different from that of [Drummond et al. \(2009\)](#). The solution of [Warner et al. \(2008\)](#) was later confirmed by [Durech et al. \(2011\)](#), where the authors even removed the pole ambiguity. A shape model based

on optical photometry and three Keck AO images was derived by [Hanuš et al. \(2013b\)](#). Our ADAM shape model is based on an up-to-date optical photometric dataset, nine disk-resolved images and three stellar occultations observed at three different epochs and results in a reliable size estimate of (164 ± 3) km. The bulk density of (5.1 ± 1.0) g cm⁻³ is quite high for a C-complex object, which likely suggests that the mass estimate is not fully reliable.

419 Aurelia. Aurelia is an F-type asteroid in the Tholen taxonomy and its previous spin and shape solutions ([Hanuš et al. 2016b](#)) are ambiguous as it is common for results based on light curve data. We ran the ADAM algorithm with both pole solutions as initial inputs, however, both derived shape solutions reproduce reliably well both the AO and occultation data. The second pole solution might possibly be preferred, but we cannot convincingly reject the first pole solution. The sizes of these two shape models are slightly different (120 and 125 km), but still consistent within their uncertainties. This results in two slightly different, but consistent density estimates. The average value of ~ 1.8 g cm⁻³ is reasonable for a primitive F-type asteroid.

471 Papagena. Lightcurve-based shape models of the S-type asteroid Papagena were derived by [Torppa et al. \(2008\)](#) and [Hanuš et al. \(2011\)](#). The pole ambiguity was then removed by [Durech et al. \(2011\)](#) based on occultation measurements. This single pole solution was confirmed by our ADAM modeling. Our size with a much smaller uncertainty of (132 ± 4) km is consistent with the occultation size of (137 ± 25) km derived by [Durech et al. \(2011\)](#). Unfortunately, the available mass estimate has a large uncertainty and leads to a rather meaningless bulk density of (2.5 ± 1.5) g cm⁻³.

532 Herculina. [Kaasalainen et al. \(2002b\)](#) provided the pole solution of $(288, 11)^\circ$ for Herculina (S-type), while [Hanuš et al. \(2016b\)](#) reported a value of $(100, 9)^\circ$. The latter solution is consistent with the disk-resolved images and occultation measurements, so it is reported as the final solution. The combination of the size (164 ± 3) km and mass gives a density of (3.2 ± 0.8) g cm⁻³ that is typical within S-type asteroids.

849 Ara. A pole ambiguous lightcurve-based shape model of Ara was independently derived by [Durech et al. \(2009\)](#) and [Marciniak et al. \(2009\)](#). [Durech et al. \(2011\)](#) used stellar occultation measurements to remove the pole ambiguity and to estimate the size (76 ± 14) km. Our ADAM modeling provides a consistent, however, more precise diameter of (73 ± 2) km. There is no reliable mass estimate for Ara.

4.3. Bulk densities

To increase our sample of asteroids with density determinations, we compiled reliable bulk density estimates from the literature for several asteroids (see Table A.3). Most of the densities are based on data obtained during space probe flybys, or an orbit around the body.

For the majority of asteroids, we improved the precision of their size estimates, leading to volume determinations that have unprecedented precision. Consequently, the uncertainties of many of our density determinations are governed by the uncertainty of the mass determination. The masses based on satellites' orbits

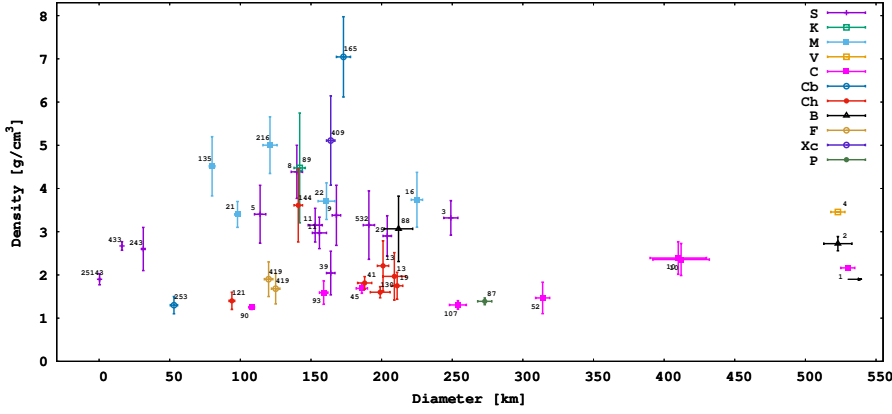


Fig. 1. Size vs. bulk density dependence for asteroids of different taxonomic classes from our sample. The taxonomy is primarily based on SMASS II (Bus & Binzel 2002), however, we also used the Tholen classes (Tholen 1989) to distinguish the X-complex group. Only bulk densities with an accuracy of 30% and better are included. We applied an offset to the position of Ceres to have a more compact plot, its true size is (941 ± 6) km.

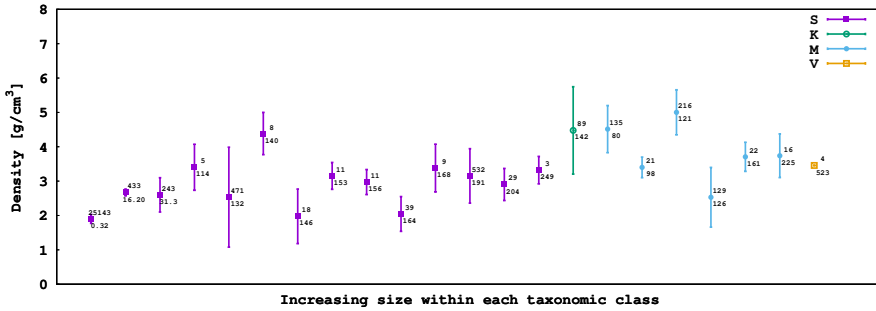


Fig. 2. Bulk densities within S, K, M, and V taxonomic classes. We included asteroids with poor/non-reliable bulk density estimates as well. Asteroids in each class are ordered according to their sizes that are indicated as labels below the asteroid numbers.

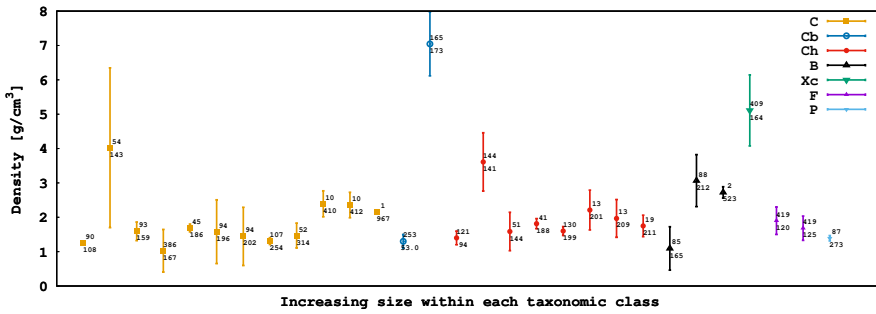


Fig. 3. Bulk densities within “primitive” C, Cb, Ch, B, F, Xc, and P taxonomic classes. We included asteroids with poor/non-reliable bulk density estimates as well. Asteroids in each class are ordered according to their sizes that are indicated as labels below the asteroid numbers.

are the most accurate ones, so densities based on those should be reliable as well. On the other hand, poor/non-reliable mass estimates based on planetary ephemeris prevent us to draw reliable conclusions on the bulk densities or could bias our results. It is clear that a few of our density determinations are not realistic, most likely due to an incorrect mass estimate – specifically – (43) Ariadne, (144) Vibia, (165) Loreley, and (409) Aspasia. Additionally, several other density estimates are suspicious – (18) Melpomene, (39) Laetitia, (88) Thisbe, (129) Antigone, and (135) Hertha, or with too large uncertainties – (54) Alexandra, (89) Julia, (386) Siegena, and (471) Papagena. On the other hand, the peculiar density estimates, if true, might suggest that these objects are of a different nature than the others of similar taxonomic type, and so imply open questions on their origin. However, the more likely explanation are the incorrect mass estimates. Currently, there is no way to validate the mass estimates that yield peculiar bulk densities, but this should change soon as *Gaia* astrometric measurements will provide reliable masses for tens of asteroids.

In Fig. 1, we plot the size vs. bulk density relationship for different taxonomic types. We included only densities with an accuracy of 30% and better. Immediately, it is obvious that C-complex asteroids have densities between 1 and 2 g cm^{-3} with

a very weak trend of increasing with size and with the exception of the three largest asteroids, which densities are larger than 2 g cm^{-3} . On the other hand, S-complex asteroids have bulk densities between 2.5 and 3.5 g cm^{-3} and M-type asteroids between 3 and 5 g cm^{-3} . Several outliers are discussed earlier, and their masses are probably inaccurate.

Figures 2 and 3 show the bulk densities within several taxonomic classes. The first figure represents the groups with higher bulk densities – S, K, M, and V, the second figure includes the “primitive” asteroids with lower densities – C, Cb, Ch, B, F, Xc, and P. We plot all asteroids, even those with poor/non-reliable bulk densities. Asteroids in each class are ordered according to their size.

The three smallest S-type asteroids ($D < 35$ km) all have smaller bulk densities than most of the larger S-type asteroids. This could be due to larger macroporosity. If we exclude the asteroids (8) Flora, (18) Melpomene and (39) Laetitia, all bulk densities for asteroids larger than 100 km have consistent values between 3.0 and 3.5 g cm^{-3} . Unfortunately, our sample does not contain asteroids with sizes between 35 and 110 km. There are six M-type asteroids in our sample, which bulk densities span a large range of values between 2.5 and 5.0 g cm^{-3} . The bulk densities of the asteroids (16) Psyche, (21) Lutetia, and

(22) Kalliope are similar ($\sim 3.5 \text{ g cm}^{-3}$), slightly higher than the densities of S-type asteroids, comparable to the bulk density of Mars (3.93 g cm^{-3}) and even larger than of the Moon (3.35 g cm^{-3}). The densities of the asteroids (129) Antigone and (135) Hertha are lower and larger, respectively, than the densities of the other three M-type asteroids, however, still comparable considering their larger uncertainties. The bulk density of the asteroid (216) Kleopatra is the only incompatible value within M-type asteroids. Such a high density ($5.0 \pm 0.7 \text{ g cm}^{-3}$) suggests a significant metallic contribution to the composition. Moreover, bulk densities of M-type asteroids are similar to the density of asteroid (4) Vesta that is believed to be differentiated. So far, M-type asteroids are objects with the largest bulk density within the asteroid population, which is consistent with the general consensus that they could represent the remnants of planetesimal's metal-rich cores.

If we ignore the poor density estimates in Fig. 3, where we included the “primitive” taxonomic classes, we see that almost all asteroids have bulk densities $\sim 1.5 \text{ g cm}^{-3}$. There is no obvious difference within the various classes. The main exceptions are asteroids (1) Ceres, (2) Pallas, and (10) Hygiea. Ceres and Hygiea are C-types, and it is believed that Ceres is a differentiated body, which naturally explains the larger bulk density. There is not much known about Hygiea, its bulk density seems to be even larger than that of Ceres, however, there might still be some small systematics in the size and mass determinations. On the other hand, even possible refinements in these properties would not likely place the bulk density below $\sim 2.0 \text{ g cm}^{-3}$. For now, the bulk density of Hygiea seems to be similar to that of Ceres, which suggests that Hygiea could be a differentiated body. The bulk density of Pallas is larger than that of Ceres, but we note that Pallas is a B-type asteroid, so its surface composition, at least, is different. We have only two other B-type asteroids in our sample, however, both of them have large uncertainties. Moreover, the density of (88) Thisbe could be unrealistic due to the mass estimate. The more reliable density seems to be that of asteroid (85) Io that is consistent with the other similarly-sized primitive asteroids. Currently, we cannot distinguish if all the B-type asteroids have bulk densities similar to that of Pallas, or if their densities are rather low with the large value of Pallas as an (possibly differentiated) exception.

5. Conclusions

We derived shape models and volumes for 41 asteroids using the ADAM algorithm from the inversion of their optical light curves, disk-integrated images from Nirc2 at the Keck II telescope and stellar occultation measurements. For 36 asteroids, knowledge of their mass estimates from the literature allowed us to derive their bulk densities.

We present an analysis of derived bulk densities with respect to the different taxonomic classes. We observe a consistency within the S- and M-type objects, only the smallest S-type objects ($< 35 \text{ km}$) have systematically lower bulk densities, probably due to larger macroporosity. On top of that, only the few largest primitive (C-complex) asteroids have significantly larger bulk densities than the remaining asteroids in the sample. This majority exhibits a rather narrow range of density values around $\sim 1.5 \text{ g cm}^{-3}$. The three largest members of the C-complex are or could be differentiated.

Our high precision in the volume, thus consequently in the volume-equivalent diameter as well, was achieved mostly due to the usage of stellar occultations in the shape modeling. The advantage of the occultations is that they essentially provide direct

measurements of the size along the star path behind the asteroid's projection. On the other hand, disk-resolved images often have a low resolution (i.e., the projection is represented by only few pixels) and the disk boundary is dependent on the regularization weights of the shape modeling or deconvolution algorithms. As a consequence, the size uncertainty is usually larger if we do not use stellar occultations in the shape modeling. We would like to stress out that our results were only possibly thanks to the contribution of hundreds of observers that participated in the occultation campaigns (see Table A.5).

The main limitation of the bulk density determination is the poor knowledge of the mass. Astrometric observations from the ESA's *Gaia* satellite should partly solve this issue by providing accurate masses for about hundred asteroids. Moreover, good occultation measurements are important for a reliable size estimate, so this domain should benefit from the work of the occultation community. In our future work, we will also model other asteroids for which only light curve and AO data are available. There are tens of such objects.

Acknowledgements. J.H. greatly appreciates the CNES post-doctoral fellowship program. J.D. was supported by the grant 15-04816S of the Czech Science Foundation. This research has made use of the Keck Observatory Archive (KOA), which is operated by the W. M. Keck Observatory and the NASA Exoplanet Science Institute (NExSci), under contract with the National Aeronautics and Space Administration.

References

- Alí-Lagoa, V., Lionni, L., Delbo', M., et al. 2014, *A&A*, 561, A45
- Archinal, B. A., A'Hearn, M. F., Bowell, E., et al. 2011, *Mech. Dyn. Astron.*, 109, 101
- Baer, J., & Chesley, S. R. 2008, *Mech. Dyn. Astron.*, 100, 27
- Baer, J., Chesley, S. R., & Matson, R. D. 2011, *AJ*, 141, 143
- Belton, M. J. S., Chapman, C. R., Thomas, P. C., et al. 1995, *Nature*, 374, 785
- Berthier, J., Vachier, F., Marchis, F., Āurech, J., & Carry, B. 2014, *Icarus*, 239, 118
- Bus, S. J., & Binzel, R. P. 2002, *Icarus*, 158, 146
- Busch, M. W., Ostro, S. J., Benner, L. A. M., et al. 2011, *Icarus*, 212, 649
- Carry, B. 2012, *Planet. Space Sci.*, 73, 98
- Carry, B., Dumas, C., Kaasalainen, M., et al. 2010a, *Icarus*, 205, 460
- Carry, B., Kaasalainen, M., Leyrat, C., et al. 2010b, *A&A*, 523, A94
- Conrad, A., Carry, B., Drummond, J. D., et al. 2008a, in AAS/Division for Planetary Sciences Meeting Abstracts, *BAAS*, 40, 438
- Conrad, A. R., Keck Observatory, W. M., Merline, W. J., et al. 2008b, *IAU Circ.*, 8930, 2
- De Angelis, G. 1995, *Planet. Space Sci.*, 43, 649
- DeMeo, F. E., Binzel, R. P., Slivan, S. M., & Bus, S. J. 2009, *Icarus*, 202, 160
- Descamps, P., Marchis, F., Michałowski, T., et al. 2007, *Icarus*, 187, 482
- Descamps, P., Marchis, F., Pollock, J., et al. 2008, *Icarus*, 196, 578
- Descamps, P., Marchis, F., Āurech, J., et al. 2009, *Icarus*, 203, 88
- Descamps, P., Marchis, F., Berthier, J., et al. 2011, *Icarus*, 211, 1022
- Devogèle, M., Tanga, P., Bendjoya, P., et al. 2016, *MNRAS*, submitted
- Drummond, J., & Christou, J. 2008, *Icarus*, 197, 480
- Drummond, J. D., Weidenschilling, S. J., Chapman, C. R., & Davis, D. R. 1988, *Icarus*, 76, 19
- Drummond, J. D., Weidenschilling, S. J., Chapman, C. R., & Davis, D. R. 1991, *Icarus*, 89, 44
- Drummond, J., Christou, J., & Nelson, J. 2009, *Icarus*, 202, 147
- Drummond, J. D., Carry, B., Merline, W. J., et al. 2014, *Icarus*, 236, 28
- Dunham, D. W., Dunham, J. B., Binzel, R. P., et al. 1990, *AJ*, 99, 1636
- Āurech, J., Kaasalainen, M., Warner, B. D., et al. 2009, *A&A*, 493, 291
- Āurech, J., Sidorin, V., & Kaasalainen, M. 2010, *A&A*, 513, A46
- Āurech, J., Kaasalainen, M., Herald, D., et al. 2011, *Icarus*, 214, 652
- Dykhuis, M. J., & Greenberg, R. 2015, *Icarus*, 252, 199
- Emery, J. P., Fernández, Y. R., Kelley, M. S. P., et al. 2014, *Icarus*, 234, 17
- Fang, J., Margot, J.-L., & Rojo, P. 2012, *AJ*, 144, 70
- Fienga, A., Manche, H., Laskar, J., & Gastineau, M. 2008, *A&A*, 477, 315
- Fienga, A., Laskar, J., Morley, T., et al. 2009, *A&A*, 507, 1675
- Fienga, A., Laskar, J., Kuchynka, P., et al. 2011, *Mech. Dyn. Astron.*, 111, 363
- Fienga, A., Manche, H., Laskar, J., Gastineau, M., & Verma, A. 2014, *ArXiv e-prints* [[arXiv:1405.0484](https://arxiv.org/abs/1405.0484)]

- Folkner, W. M., Williams, J. G., & Boggs, D. H. 2009, *Interplanetary Network Progress Report*, 178, 1
- Fujiwara, A., Kawaguchi, J., Yeomans, D. K., et al. 2006, *Science*, 312, 1330
- Hanuš, J., Ďurech, J., Brož, M., et al. 2011, *A&A*, 530, A134
- Hanuš, J., Ďurech, J., Brož, M., et al. 2013a, *A&A*, 551, A67
- Hanuš, J., Marchis, F., & Ďurech, J. 2013b, *Icarus*, 226, 1045
- Hanuš, J., Delbo', M., Ďurech, J., & Alí-Lagoa, V. 2015, *Icarus*, 256, 101
- Hanuš, J., Delbo', M., Vokrouhlický, D., et al. 2016a, *A&A*, 592, A34
- Hanuš, J., Ďurech, J., Oszkiewicz, D. A., et al. 2016b, *A&A*, 586, A108
- Hanuš, J., Marchis, F., Viikinkoski, M., Yang, B., & Kaasalainen, M. 2017, *A&A*, 599, A36
- Harris, A. W. 1998, *Icarus*, 131, 291
- Hom, E. F. Y., Marchis, F., Lee, T. K., et al. 2007, *J. Opt. Soc. Am. A: Optics and Image Science, and Vision*, 24, 1580
- Hudson, R. S., & Ostro, S. J. 1999, *Icarus*, 140, 369
- Kaasalainen, M., & Viikinkoski, M. 2012, *A&A*, 543, A97
- Kaasalainen, M., Torppa, J., & Piironen, J. 2002a, *A&A*, 383, L19
- Kaasalainen, M., Torppa, J., & Piironen, J. 2002b, *Icarus*, 159, 369
- Konopliv, A. S., Yoder, C. F., Standish, E. M., Yuan, D.-N., & Sjogren, W. L. 2006, *Icarus*, 182, 23
- Lebofsky, L. A., Sykes, M. V., Tedesco, E. F., et al. 1986, *Icarus*, 68, 239
- Marchis, F., Kaasalainen, M., Hom, E. F. Y., et al. 2006, *Icarus*, 185, 39
- Marchis, F., Descamps, P., Baek, M., et al. 2008a, *Icarus*, 196, 97
- Marchis, F., Descamps, P., Berthier, J., et al. 2008b, *Icarus*, 195, 295
- Marchis, F., Descamps, P., Ďurech, J., et al. 2009, in *Lunar and Planetary Inst. Technical Report*, 40, Lunar and Planetary Science Conference, 1336
- Marchis, F., Lainey, V., Descamps, P., et al. 2010, *Icarus*, 210, 635
- Marchis, F., Vachier, F., Ďurech, J., et al. 2013, *Icarus*, 224, 178
- Marciniak, A., Michałowski, T., Hirsch, R., et al. 2009, *A&A*, 498, 313
- Marciniak, A., Michałowski, T., Polińska, M., et al. 2011, *A&A*, 529, A107
- Masiero, J. R., Mainzer, A. K., Grav, T., et al. 2011, *ApJ*, 741, 68
- Matter, A., Delbo', M., Ligori, S., Crouzet, N., & Tanga, P. 2011, *Icarus*, 215, 47
- Merline, W. J., Close, L. M., Dumas, C., et al. 1999, *Nature*, 401, 565
- Merline, W. J., Drummond, J. D., Carry, B., et al. 2013, *Icarus*, 225, 794
- Michalak, G. 2000, *A&A*, 360, 363
- Michalak, G. 2001, *A&A*, 374, 703
- Mouret, S., Hestroffer, D., & Mignard, F. 2007, *A&A*, 472, 1017
- Mouret, S., Hestroffer, D., & Mignard, F. 2008, *Planet. Space Sci.*, 56, 1819
- Mouret, S., Simon, J. L., Mignard, F., & Hestroffer, D. 2009, *A&A*, 508, 479
- Müller, T. G., Miyata, T., Kiss, C., et al. 2013, *A&A*, 558, A97
- Ostro, S. J., Hudson, R. S., Nolan, M. C., et al. 2000, *Science*, 288, 836
- Park, R., Konopliv, A., Bills, B., et al. 2016, *EGU General Assembly Conference Abstracts*, 18, 8395
- Pitjeva, E. V. 2001, *A&A*, 371, 760
- Rozitis, B., & Green, S. F. 2014, *A&A*, 568, A43
- Russell, C. T., Raymond, C. A., Coradini, A., et al. 2012, *Science*, 336, 684
- Scheirich, P., & Pravec, P. 2009, *Icarus*, 200, 531
- Shepard, M. K., Richardson, J., Taylor, P. A., et al. 2017, *Icarus*, 281, 388
- Sierks, H., Lamy, P., Barbieri, C., et al. 2011, *Science*, 334, 487
- Tholen, D. J. 1989, in *Asteroids II*, eds. R. P. Binzel, T. Gehrels, & M. S. Matthews, 1139
- Timerson, B., Ďurech, J., Aguirre, S., et al. 2009, *Minor Planet Bulletin*, 36, 98
- Torppa, J., Kaasalainen, M., Michałowski, T., et al. 2003, *Icarus*, 164, 346
- Torppa, J., Hentunen, V.-P., Pääkkönen, P., Kehusmaa, P., & Muinonen, K. 2008, *Icarus*, 198, 91
- Usui, F., Hasegawa, S., Ishiguro, M., Müller, T. G., & Ootsubo, T. 2014, *PASJ*, 66, 56
- van Dam, M. A., Le Mignant, D., & Macintosh, B. A. 2004, *Appl. Opt.*, 43, 5458
- Veverka, J., Robinson, M., Thomas, P., et al. 2000, *Meteorit. Planet. Sci.*, 35, A164
- Viikinkoski, M., Kaasalainen, M., & Ďurech, J. 2015a, *A&A*, 576, A8
- Viikinkoski, M., Kaasalainen, M., Ďurech, J., et al. 2015b, *A&A*, 581, L3
- Wang, X., Muinonen, K., Wang, Y., et al. 2015, *A&A*, 581, A55
- Warner, B. D., Ďurech, J., Fauerbach, M., & Marks, S. 2008, *Minor Planet Bulletin*, 35, 167
- Wizinowich, P., Acton, D. S., Shelton, C., et al. 2000, *PASP*, 112, 315
- Yeomans, D. K., Barriot, J.-P., Dunham, D. W., et al. 1997, *Science*, 278, 2106
- Zielenbach, W. 2011, *AJ*, 142, 120

Appendix A: Additional tables and figures

Table A.1. Rotation state parameters λ_a, β_a, P_a with a reference to the corresponding publication that we used as initial inputs for the modeling with ADAM, rotation state parameters λ, β, P derived by the ADAM algorithm, and the number of available light curves N_{lc} , disk-resolved images N_{ao} and stellar occultations N_{occ} .

Asteroid	λ_a [deg]	β_a [deg]	P_a [h]	Reference	λ [deg]	β [deg]	P [h]	N_{lc}	N_{ao}	N_{occ}
2 Pallas	31	-16	7.81322	Carry et al. (2010a)	30 ± 3	-13 ± 2	7.81322	61	18	2
5 Astraea	126	40	16.80061	Đurech et al. (2009)	125 ± 3	39 ± 3	16.80060	24	2	1
8 Flora	335	-5	12.86667	Hanuš et al. (2013b)	342 ± 5	-6 ± 6	12.86667	54	6	1
9 Metis	185	24	5.079176	Hanuš et al. (2013b)	182 ± 2	20 ± 2	5.079176	34	8	2
10 Hygiea	312	-42	27.65907	Hanuš et al. (2011)	303 ± 3	-35 ± 2	27.65906	26	2	2
10 Hygiea	122	-44	27.65905	Hanuš et al. (2011)	115 ± 2	-36 ± 4	27.65906	26	2	2
11 Parthenope	312	15	13.72205	Hanuš et al. (2013a)	312 ± 3	16 ± 4	13.72205	138	1	1
11 Parthenope	129	14	13.72205	Hanuš et al. (2013a)	127 ± 4	15 ± 3	13.72205	138	1	1
13 Egeria	44	21	7.046671	Hanuš et al. (2011)	50 ± 10	20 ± 10	7.046673	13	1	1
13 Egeria	238	11	7.046673	Hanuš et al. (2011)	232 ± 2	7 ± 2	7.046673	13	1	1
16 Psyche	32	-7	4.195948	Hanuš et al. (2016b)	28 ± 4	-6 ± 3	4.195948	118	7	2
18 Melpomene	11	14	11.57031	Hanuš et al. (2016b)	11 ± 3	16 ± 6	11.570306	64	6	1
19 Fortuna	96	56	7.44322	Hanuš et al. (2016b)	97 ± 2	69 ± 2	7.443222	48	4	2
22 Kalliope	196	3	4.14820	Descamps et al. (2008)	195 ± 3	2 ± 3	4.14820	102	23	1
29 Amphitrite	322	-29	5.390119	Hanuš et al. (2016b)	323 ± 2	-26 ± 2	5.390119	66	7	1
39 Laetitia	322	30	5.138238	Hanuš et al. (2016b)	323 ± 2	32 ± 2	5.138238	68	3	1
41 Daphne	198	-32	5.98798	Hanuš et al. (2016b)	195 ± 3	-32 ± 3	5.987981	33	7	2
43 Ariadne	253	-15	5.76199	Kaasalainen et al. (2002b)	252 ± 3	-9 ± 3	5.76199	45	1	1
45 Eugenia	125	-34	5.699151	Hanuš et al. (2016b)	127 ± 2	-36 ± 2	5.699152	101	23	1
51 Nemausa	169	-62	7.784840	Hanuš et al. (2016b)	169 ± 4	-64 ± 5	7.784840	58	3	2
51 Nemausa	347	-68	7.784841	Hanuš et al. (2016b)		Rejected		58	3	2
52 Europa	254	37	5.629962	Merline et al. (2013)	254 ± 7	36 ± 4	5.629957	49	25	4
54 Alexandra	152	19	7.022641	Hanuš et al. (2016b)	155 ± 4	17 ± 3	7.022642	38	2	1
80 Sappho	194	-26	14.03087	Đurech et al. (2009)	195 ± 2	-22 ± 3	14.03086	16	2	1
85 Io	95	-65	6.874783	Đurech et al. (2011)	90 ± 3	-68 ± 2	6.874783	29	2	3
87 Sylvia	70	69	5.18364	Berthier et al. (2014)	72 ± 3	67 ± 3	5.183641	55	22	2
88 Thisbe	82	69	6.04131	Hanuš et al. (2016b)	79 ± 4	68 ± 3	6.04132	28	2	1
89 Julia	8	-13	11.38834	Đurech et al. (2011)	15 ± 4	-13 ± 5	11.38834	31	1	2
93 Minerva	21	21	5.981767	Marchis et al. (2013)	20 ± 3	21 ± 4	5.981768	34	4	2
94 Aurora	242	-7	7.22619	Hanuš et al. (2016b)	244 ± 2	3 ± 5	7.22619	22	2	2
94 Aurora	65	9	7.226191	Hanuš et al. (2016b)	56 ± 3	7 ± 5	7.226188	22	2	2
107 Camilla	72	51	4.843928	Hanuš et al. (2016b)	75 ± 2	55 ± 2	4.843928	34	21	1
129 Antigone	211	55	4.957154	Hanuš et al. (2016b)	198 ± 6	58 ± 6	4.957156	52	9	2
135 Hertha	272	52	8.40060	Torppa et al. (2003)	277 ± 3	53 ± 3	8.40060	30	2	1
144 Vibia	248	56	13.82516	Hanuš et al. (2016b)	250 ± 3	58 ± 5	13.82517	43	2	3
144 Vibia	54	48	13.82517	Hanuš et al. (2016b)		Rejected		43	2	3
165 Loreley	174	29	7.224390	Đurech et al. (2011)	178 ± 3	31 ± 3	7.224390	30	4	1
216 Kleopatra	73	21	5.385280	Kaasalainen & Viikinkoski (2012)	74 ± 2	20 ± 2	5.385280	55	14	3
233 Asterope	322	59	19.69803	Hanuš et al. (2016b)	316 ± 8	58 ± 3	19.69803	13	1	1
233 Asterope	132	36	19.69806	Hanuš et al. (2016b)		Rejected		13	1	1
360 Carlova	142	67	6.189596	Hanuš et al. (2016b)		Rejected		9	2	1
360 Carlova	3	56	6.189595	Hanuš et al. (2016b)	355 ± 7	56 ± 5	6.189594	9	2	1
386 Siegena	289	25	9.765030	Hanuš et al. (2016b)	287 ± 2	26 ± 3	9.76503	83	1	2
387 Aquitania	142	51	24.14012	Devogèle et al. (2016)	123 ± 5	46 ± 5	24.14012	27	7	1
409 Aspasia	2	28	9.02145	Hanuš et al. (2016b)	4 ± 2	30 ± 2	9.02145	22	9	3
419 Aurelia	0	48	16.78093	Hanuš et al. (2016b)	354 ± 5	43 ± 4	16.78091	47	1	1
419 Aurelia	174	42	16.78090	Hanuš et al. (2016b)	173 ± 3	35 ± 3	16.78090	47	1	1
471 Papagena	223	67	7.115394	Đurech et al. (2011)	221 ± 5	62 ± 8	7.115390	13	1	2
532 Herculina	100	9	9.40494	Hanuš et al. (2016b)	103 ± 4	11 ± 4	9.40494	74	4	1
849 Ara	223	-40	4.116391	Marciniak et al. (2009)	223 ± 3	-41 ± 3	4.116391	23	0	2

Table A.2. Bulk density estimates based on our volume estimated by the ADAM shape modeling from combined optical light curves, disk-resolved images and stellar occultations.

Asteroid	D_a [km]	Reference	D [km]	M [10^{18} kg]	Reference	T1	T2	ρ [gcm $^{-3}$]
2 Pallas	512 ± 6	Carry et al. (2010a)	523 ± 10	204.0 ± 4.0	Carry (2012)	B	B	2.72 ± 0.17
5 Astraea	115 ± 6	Đurech et al. (2011)	114 ± 4	2.6 ± 0.4	Carry (2012)	S	S	3.4 ± 0.7
8 Flora	140 ± 7	Đurech et al. (2011)	140 ± 4	6.3 ± 0.7	Fienga et al. (2014)	S	–	4.4 ± 0.6
9 Metis	153 ± 11	Hanuš et al. (2013b)	168 ± 3	8.4 ± 1.7	Carry (2012)	S	–	3.4 ± 0.7
10 Hygiea	443 ± 45	Đurech et al. (2011)	412 ± 20	86.3 ± 5.2	Carry (2012)	C	C	2.3 ± 0.4
10 Hygiea	351 ± 27	Đurech et al. (2011)	410 ± 20	86.3 ± 5.2	Carry (2012)	C	C	2.4 ± 0.4
11 Parthenope	151 ± 5	Carry (2012)	153 ± 5	5.9 ± 0.5	Carry (2012)	S	Sk	3.2 ± 0.4
11 Parthenope	151 ± 5	Carry (2012)	156 ± 5	5.9 ± 0.5	Carry (2012)	S	Sk	3.0 ± 0.4
13 Egeria	215 ± 12	Carry (2012)	209 ± 8	9.4 ± 2.4	Fienga et al. (2014)	G	Ch	2.0 ± 0.6
13 Egeria	215 ± 12	Carry (2012)	201 ± 4	9.4 ± 2.4	Fienga et al. (2014)	G	Ch	2.2 ± 0.6
16 Psyche	226 ± 23	Shepard et al. (2017)	225 ± 4	22.3 ± 3.6	Fienga et al. (2014)	M	X	3.7 ± 0.6
18 Melpomene	142 ± 5	Carry (2012)	146 ± 3	3.2 ± 1.3	Carry (2012)	S	S	2.0 ± 0.8
19 Fortuna	210 ± 12	Hanuš et al. (2013b)	211 ± 4	8.6 ± 1.5	Carry (2012)	G	Ch	1.75 ± 0.31
22 Kalliope	166 ± 3	Descamps et al. (2008)	161 ± 6	8.1 ± 0.2	Marchis et al. (2008a)	M	X	3.7 ± 0.4
29 Amphitrite	196 ± 22	Hanuš et al. (2013b)	204 ± 3	12.9 ± 2.0	Carry (2012)	S	S	2.9 ± 0.5
39 Laetitia	163 ± 12	Đurech et al. (2011)	164 ± 3	4.7 ± 1.1	Carry (2012)	S	S	2.0 ± 0.5
41 Daphne	187 ± 20	Đurech et al. (2011)	188 ± 5	6.3 ± 0.1	Carry (2012)	C	Ch	1.81 ± 0.15
43 Ariadne	64 ± 5	Carry (2012)	59 ± 4	1.2 ± 0.2	Carry (2012)	S	Sk	11 ± 3
45 Eugenia	172 ± 16	Hanuš et al. (2013b)	186 ± 4	5.7 ± 0.1	Marchis et al. (2008a)	FC	C	1.69 ± 0.11
51 Nemausa	149 ± 4	Carry (2012)	144 ± 3	2.5 ± 0.9	Carry (2012)	CU	Ch	1.6 ± 0.6
51 Nemausa	149 ± 4	Carry (2012)			Rejected			
52 Europa	312 ± 6	Merline et al. (2013)	314 ± 5	23.8 ± 5.8	Carry (2012)	CF	C	1.5 ± 0.4
54 Alexandra	142 ± 9	Đurech et al. (2011)	143 ± 5	6.2 ± 3.5	Carry (2012)	C	C	4.0 ± 2.3
80 Sappho	67 ± 11	Đurech et al. (2011)	66 ± 8			S	S	
85 Io	163 ± 15	Đurech et al. (2011)	165 ± 3	2.6 ± 1.5	Carry (2012)	FC	B	1.1 ± 0.6
87 Sylvia	273 ± 7	Berthier et al. (2014)	273 ± 5	14.8 ± 0.2	Fang et al. (2012)	P	X	1.39 ± 0.08
88 Thisbe	204 ± 14	Đurech et al. (2011)	212 ± 10	15.3 ± 3.1	Carry (2012)	CF	B	3.1 ± 0.8
89 Julia	140 ± 10	Đurech et al. (2011)	142 ± 4	6.7 ± 1.8	Carry (2012)	S	K	4.5 ± 1.3
93 Minerva	154 ± 6	Marchis et al. (2013)	159 ± 3	3.4 ± 0.5	Marchis et al. (2013)	CU	C	1.59 ± 0.27
94 Aurora	186 ± 9	Carry (2012)	202 ± 4	6.2 ± 3.6	Carry (2012)	CP	C	1.4 ± 0.9
94 Aurora	186 ± 9	Carry (2012)	196 ± 4	6.2 ± 3.6	Carry (2012)	CP	C	1.6 ± 0.9
107 Camilla	214 ± 28	Đurech et al. (2011)	254 ± 6	11.2 ± 0.3	Marchis et al. (2008a)	C	X	1.31 ± 0.10
129 Antigone	118 ± 19	Đurech et al. (2011)	126 ± 3	2.6 ± 0.9	Carry (2012)	M	X	2.5 ± 0.9
135 Hertha	77 ± 7	Timerson et al. (2009)	80 ± 2	1.2 ± 0.2	Carry (2012)	M	Xk	4.5 ± 0.7
144 Vibia	141 ± 3	Carry (2012)	141 ± 3	5.3 ± 1.2	Carry (2012)	C	Ch	3.6 ± 0.9
144 Vibia	141 ± 3	Carry (2012)			Rejected			
165 Loreley	171 ± 8	Đurech et al. (2011)	173 ± 5	19.1 ± 1.9	Carry (2012)	CD	Cb	7.1 ± 0.9
216 Kleopatra	135 ± 5	Descamps et al. (2011)	121 ± 5	4.6 ± 0.2	Descamps et al. (2011)	M	Xe	5.0 ± 0.7
233 Asterope	100 ± 3	Masiero et al. (2011)	106 ± 3			T	K	
233 Asterope	100 ± 3	Masiero et al. (2011)			Rejected			
360 Carlova	133 ± 2	Masiero et al. (2011)			Rejected			
360 Carlova	133 ± 2	Masiero et al. (2011)	135 ± 3			C	C	
386 Siegena	170 ± 8	Carry (2012)	167 ± 5	2.5 ± 1.5	Fienga et al. (2014)	C	C	1.0 ± 0.6
387 Aquitania	– ± –	Devogèle et al. (2016)	97 ± 4			S	L	
409 Aspasia	173 ± 17	Đurech et al. (2011)	164 ± 3	11.8 ± 2.3	Carry (2012)	CX	Xc	5.1 ± 1.0
419 Aurelia	124 ± 3	Carry (2012)	120 ± 3	1.7 ± 0.3	Carry (2012)	F	–	1.9 ± 0.4
419 Aurelia	124 ± 3	Carry (2012)	125 ± 3	1.7 ± 0.3	Carry (2012)	F	–	1.7 ± 0.4
471 Papagena	137 ± 25	Đurech et al. (2011)	132 ± 4	3.0 ± 1.7	Carry (2012)	S	S	2.5 ± 1.5
532 Herculina	217 ± 5	Carry (2012)	191 ± 4	11.5 ± 2.8	Carry (2012)	S	S	3.2 ± 0.8
849 Ara	76 ± 14	Đurech et al. (2011)	73 ± 3			M	–	

Notes. The table gives previous size (surface- or volume-equivalent diameter) estimate D_a and its reference, volume-equivalent diameter D of the shape solution derived here by ADAM, adopted mass M and its reference, the Tholen (T1) and SMASS II (T2) taxonomic classes, and our density determination ρ .

Table A.3. Bulk density estimates compiled from the literature.

Asteroid	D_a [km]	Reference	ρ [gcm ⁻³]	Reference	T1	T2
1 Ceres	941 ± 6	Drummond et al. (2014)	2.163 ± 0.008	Park et al. (2016)	G	C
3 Juno	249 ± 5	Viikinkoski et al. (2015b)	3.32 ± 0.40	Viikinkoski et al. (2015b)	S	Sk
4 Vesta	523 ± 5	Russell et al. (2012)	3.456 ± 0.005	Russell et al. (2012)	V	V
21 Lutetia	98 ± 2	Sierks et al. (2011)	3.4 ± 0.3	Sierks et al. (2011)	M	Xk
90 Antiope	108 ± 2	Descamps et al. (2007)	1.25 ± 0.05	Descamps et al. (2007)	C	C
121 Hermione	94 ± 2	Marchis et al. (2009)	1.4 ± 0.2	Marchis et al. (2009)	C	Ch
130 Elektra	199 ± 7	Hanuš et al. (2017)	1.60 ± 0.13	Hanuš et al. (2017)	G	Ch
243 Ida	31.3 ± 1.2	Archinal et al. (2011)	2.6 ± 0.5	Belton et al. (1995)	S	S
253 Mathilde	53.0 ± 2.6	Archinal et al. (2011)	1.3 ± 0.2	Yeomans et al. (1997)	–	Cb
433 Eros	16.20 ± 0.16	Veverka et al. (2000)	2.67 ± 0.10	Veverka et al. (2000)	S	S
25143 Itokawa	0.32 ± 0.01	Fujiwara et al. (2006)	1.90 ± 0.13	Fujiwara et al. (2006)	–	S

Notes. Most of these bulk densities are based on data obtained during space probe flybys, or an orbit around the body. The table gives previous size (volume-equivalent diameter) estimate D_a and its reference, adopted density ρ and its reference, and the Tholen (T1) and SMASS II (T2) taxonomic classes.

Table A.4. List of disk-resolve images obtained by the NIRC2 at Keck II telescope used for the shape modeling with ADAM.

Date	UT	Filter	Exp.	Airmass	RA	Dec	r	Reference or PI
2 Pallas								
2002-05-08	14:58:36	H	1.0	1.09	21 15 47	12 35 35	3.38	Margot
2003-10-10	11:58:46	Kp	20.0	1.28	01 56 36	-16 17 33	1.80	Engineering
2003-10-12	09:12:42	Kp	2.0	1.40	01 55 17	-16 47 35	1.80	Engineering
2003-10-12	11:11:03	Kp	2.0	1.25	01 55 12	-16 49 18	1.80	Engineering
2003-10-12	11:27:02	Kp	2.0	1.26	01 55 12	-16 49 18	1.80	Engineering
2006-08-16	06:48:36	Ks	1.0	1.00	18 02 59	17 10 55	2.76	Nelson
2006-08-16	07:29:28	Ks	1.0	1.42	17 14 00	-19 42 18	2.76	Nelson
2006-08-16	07:44:38	Ks	1.0	1.03	18 03 00	17 10 36	2.76	Nelson
2006-08-16	08:11:04	Ks	1.0	1.06	18 03 00	17 10 18	2.76	Nelson
2006-08-16	08:41:54	Ks	0.181	1.13	18 02 59	17 10 16	2.76	Nelson
2006-08-16	08:45:03	Ks	1.0	1.13	18 02 59	17 10 16	2.76	Nelson
2006-08-16	09:17:31	Ks	1.0	1.23	18 02 59	17 09 51	2.76	Nelson
2006-08-16	10:05:32	Ks	1.0	1.47	18 02 59	17 09 29	2.76	Nelson
2006-08-16	10:21:42	Ks	1.0	1.58	18 02 59	17 09 18	2.76	Nelson
2007-07-12	12:56:58	Kp	2.0	1.04	21 53 58	03 43 45	2.69	Engineering
2007-07-12	13:01:32	Kp	1.5	1.04	21 53 58	03 43 42	2.69	Engineering
2007-07-12	13:15:54	Kp	2.0	1.03	22 54 17	10 44 32	2.69	Engineering
2007-11-01	06:04:39	Kp	1.5	1.12	22 04 48	-6 58 41	2.64	Engineering
5 Astraea								
2005-07-17	11:33:48	Kp	1.089	1.22	21 02 22	-14 51 26	2.07	Marchis
2010-11-30	06:55:44	PK50_1.5	30.0	1.08	00 48 44	-1 55 06	2.01	Marchis
8 Flora								
2010-06-28	12:21:04	PK50_1.5	2.0	1.65	23 27 00	-7 56 53	1.52	Marchis
2010-11-30	05:20:03	PK50_1.5	4.0	1.17	23 31 54	-11 33 43	1.41	Marchis
2009-06-07	09:49:45	Kp	0.5	1.53	13 28 59	-1 00 51	1.83	Merline
2009-06-07	09:55:00	H	0.3	1.57	13 28 59	-1 00 53	1.83	Merline
2009-06-07	09:58:39	H	5.0	1.59	13 28 59	-1 00 55	1.83	Merline
2010-08-26	12:46:17	Kp	0.181	1.21	23 44 31	-11 41 25	0.99	Engineering
9 Metis								
2004-10-25	05:57:31	Kp	0.5	1.29	23 15 26	-13 16 16	1.47	Marchis
2004-10-25	07:57:22	Kp	0.25	1.21	23 15 26	-13 16 05	1.47	Marchis
2003-06-05	10:57:09	Ks	1.0	1.46	15 39 29	-18 39 05	1.69	Merline
2003-07-14	06:29:07	Kp	3.0	1.28	15 20 52	-18 47 14	2.00	Merline
2012-12-29	12:09:55	Kp	0.181	1.07	06 55 06	28 16 11	1.14	Armandroff
2012-12-29	13:34:42	Kp	0.181	1.30	06 55 01	28 16 28	1.14	Armandroff
2012-12-29	14:24:52	Kp	0.181	1.58	06 54 59	28 16 36	1.14	Armandroff
2003-07-14	06:42:46	H	20.0	1.29	15 20 52	-18 47 14	2.00	Merline
10 Hygiea								
2008-09-19	13:44:48	PK50_1.5	20.0	1.10	05 03 50	25 40 29	3.20	Marchis
2002-09-22	15:02:46	H	5.0	1.08	03 12 57	22 27 00	2.78	Dumas
11 Parthenope								
2008-06-06	13:55:26	Kp	0.5	1.23	21 25 44	-13 54 08	1.58	Engineering
13 Egeria								
2003-08-14	13:57:53	H	5.0	1.11	02 36 51	05 46 38	2.22	Margot
16 Psyche								
2009-08-16	08:50:07	PK50_1.5	5.0	1.26	20 54 14	-16 10 24	1.69	Marchis
2002-03-06	10:16:19	Kp	1.0	1.02	10 50 35	08 22 00	2.24	Merline
2002-05-08	05:50:07	H	4.0	1.01	10 29 44	10 52 54	2.82	Margot
2003-07-14	07:52:19	Kp	3.0	1.44	14 39 50	-11 43 28	2.72	Merline
2010-10-06	13:27:56	Kp	0.3	1.06	05 28 35	19 21 13	2.09	Armandroff
2010-10-06	14:28:00	K	0.181	1.00	05 28 37	19 21 54	2.09	Armandroff
2010-10-06	15:07:06	H	0.181	1.00	05 28 38	19 21 02	2.08	Armandroff
18 Melpomene								
2012-08-09	06:50:30	Kp	3.0	1.18	17 39 56	-12 27 18	1.44	Merline
2012-08-09	06:53:30	Kp	1.0	1.18	17 39 56	-12 27 17	1.44	Merline
2012-08-09	07:10:01	Kp	1.0	1.19	17 39 55	-12 27 23	1.44	Merline
2012-08-10	06:24:56	Kp	0.181	1.19	17 39 50	-12 34 28	1.45	Merline

Notes. For each observation, the table gives the epoch, filter, exposure time, airmass, R.A. and Dec of the asteroid, distance to the Earth r and the reference or the PI of the project within which were the data obtained.

Table A.4. continued.

Date	UT	Filter	Exp.	Airmass	RA	Dec	r	Reference or PI
2005-07-17	08:26:02	Kp	0.6	1.15	17 23 13	-9 22 04	1.41	Marchis
2009-08-16	13:02:48	PK50_1.5	3.0	1.09	01 26 48	01 55 11	1.07	Marchis
19 Fortuna								
2009-08-16	14:04:56	PK50_1.5	20.0	1.32	04 17 11	21 09 33	2.02	Marchis
2001-12-27	05:38:02	Kp	3.0	1.09	00 30 44	03 07 49	1.76	Merline
2003-06-05	07:09:28	Ks	5.0	1.39	10 46 38	06 53 44	2.63	Merline
2004-07-11	09:28:49	Kp	2.0	1.57	16 15 26	-19 30 45	1.84	Merline
22 Kalliope								
2006-12-12	13:39:18	Kp	2.0	1.28	05 54 44	30 48 06	1.66	Marchis
2010-06-28	12:42:10	PK50_1.5	5.0	1.89	23 37 57	-20 15 51	2.41	Marchis
2001-12-27	10:09:38	Kp	2.0	1.04	05 12 43	30 16 55	1.68	Merline
2001-12-27	10:13:06	Kp	0.5	1.05	05 12 43	30 16 55	1.68	Merline
2001-12-27	10:16:27	H	0.5	1.05	05 12 43	30 16 55	1.68	Merline
2001-12-27	10:36:19	J	0.5	1.08	05 12 43	30 16 59	1.68	Merline
2002-12-29	14:12:24	H	5.0	1.24	12 47 52	10 31 39	2.77	Margot
2002-12-29	16:11:25	H	5.0	1.02	12 47 55	10 31 36	2.76	Margot
2003-06-05	07:57:35	Ks	2.0	1.21	12 09 02	12 15 42	2.71	Merline
2003-06-06	08:47:24	Ks	2.0	1.46	12 09 19	12 07 40	2.72	Merline
2003-07-14	06:53:39	Kp	40.0	1.62	12 30 50	06 35 02	3.26	Merline
2004-07-03	09:53:53	Kp	2.0	1.66	16 33 25	-26 43 12	2.28	Merline
2004-07-04	08:15:14	Kp	1.5	1.45	16 32 50	-26 44 12	2.28	Merline
2004-07-11	09:03:47	Kp	0.5	1.61	16 28 45	-26 50 27	2.34	Merline
2008-01-21	11:44:06	Kp	0.6	1.78	13 10 40	09 12 51	2.54	Engineering
2008-01-21	12:28:42	Kp	0.6	1.42	13 10 40	09 12 12	2.54	Engineering
2008-01-21	13:10:19	Kp	0.6	1.23	13 10 41	09 12 31	2.54	Engineering
2008-01-21	13:51:47	Kp	0.6	1.12	13 10 42	09 12 38	2.54	Engineering
2008-01-21	14:50:07	Kp	1.452	1.03	13 10 43	09 12 40	2.54	Engineering
2008-01-21	15:55:16	Kp	1.452	1.02	13 10 44	09 12 41	2.54	Engineering
2008-01-21	16:03:31	Kp	0.6	1.03	13 10 44	09 12 41	2.54	Engineering
2009-06-07	11:32:31	K	0.7	1.54	17 10 10	-27 12 48	2.18	Merline
2010-08-26	12:22:05	Kp	0.5	1.47	23 31 31	-25 56 04	1.88	Engineering
29 Amphitrite								
2010-06-28	10:44:42	PK50_1.5	3.0	1.63	18 58 06	-32 17 59	1.69	Marchis
2002-05-07	15:08:32	H	3.0	1.47	20 32 15	-26 00 47	2.27	Margot
2002-09-28	06:38:18	Kp	1.5	1.50	19 43 55	-26 23 57	2.09	Merline
2003-10-10	12:38:16	Kp	10.0	1.06	04 44 18	29 33 17	1.68	Engineering
2009-02-10	14:19:26	Kp	2.0	1.11	12 30 45	-2 37 21	1.83	Engineering
2009-06-07	07:37:55	Kp	0.8	1.38	11 42 22	00 56 41	2.32	Merline
2009-06-07	07:43:07	Kp	5.0	1.41	11 42 21	00 56 44	2.32	Merline
39 Laetitia								
2005-07-17	11:02:41	Kp	0.5	1.15	20 13 18	-9 25 15	1.62	Marchis
2009-08-16	05:25:33	PK50_1.5	10.0	1.17	15 47 03	-8 28 59	2.60	Marchis
2010-11-29	05:54:46	PK50_1.5	8.0	1.18	23 28 23	-11 06 54	2.06	Marchis
41 Daphne								
2010-11-30	09:15:54	PK50_1.5	30.0	1.07	03 11 29	00 13 58	2.60	Marchis
2002-12-29	13:19:00	H	5.0	1.08	09 23 54	-2 46 33	1.90	Margot
2003-06-05	06:46:19	Ks	5.0	1.61	09 44 31	11 19 46	2.33	Merline
2008-01-21	12:19:03	Kp	0.8	1.77	13 11 17	-9 13 46	1.78	Engineering
2008-01-21	13:18:54	Kp	0.8	1.39	13 11 20	-9 13 42	1.78	Engineering
2008-01-21	13:59:46	Kp	0.8	1.25	13 11 23	-9 13 45	1.78	Engineering
2008-01-21	15:03:25	Kp	1.452	1.15	13 11 25	-9 13 57	1.77	Engineering
43 Ariadne								
2011-07-15	09:39:34	Kp	0.181	1.34	18 08 23	-21 04 46	0.85	Armandroff
45 Eugenia								
2002-09-22	10:24:35	Kp	15.0	1.30	02 44 20	07 33 00	2.10	Dumas
2002-09-22	14:51:29	Kp	15.0	1.15	02 44 16	07 32 13	2.10	Dumas
2002-09-22	14:55:39	Kp	10.0	1.16	02 44 16	07 32 13	2.10	Dumas
2002-09-27	13:00:37	Kp	10.0	1.03	02 42 24	07 08 38	2.06	Merline

Table A.4. continued.

Date	UT	Filter	Exp.	Airmass	RA	Dec	r	Reference or PI
2002-09-27	14:54:19	Kp	10.0	1.22	02 42 21	07 08 08	2.06	Merline
2002-09-28	10:57:25	Kp	6.0	1.12	02 42 00	07 04 04	2.05	Merline
2002-09-28	11:18:26	H	5.0	1.08	02 42 00	07 04 04	2.05	Merline
2002-09-28	11:33:46	J	12.0	1.06	02 42 00	07 04 04	2.05	Merline
2002-09-28	11:42:44	Kp	6.0	1.05	02 42 00	07 04 04	2.05	Merline
2003-12-17	13:47:13	Kp	10.0	1.02	08 36 15	13 17 05	2.02	Engineering
2007-10-19	11:50:21	Ks	4.0	1.21	05 39 53	15 03 20	2.31	Engineering
2007-10-19	12:06:25	Ks	4.0	1.16	05 39 54	15 03 24	2.31	Engineering
2007-10-19	12:48:03	H	1.5	1.07	05 39 53	15 03 17	2.31	Engineering
2007-10-19	13:27:42	Ks	4.0	1.02	05 39 53	15 03 14	2.31	Engineering
2007-11-01	10:00:22	Kp	10.0	1.48	05 38 10	14 34 13	2.16	Engineering
2009-06-07	07:57:37	Kp	4.0	1.40	11 40 37	08 11 51	2.23	Merline
2009-06-07	07:56:51	Kp	10.0	1.40	11 40 37	08 11 51	2.23	Merline
2011-12-15	05:53:08	H	3.0	1.07	02 01 41	03 23 51	2.25	Margot
2011-12-16	06:08:30	H	3.0	1.06	02 01 33	03 25 22	2.26	Margot
2011-12-17	06:25:58	H	3.0	1.04	02 01 25	03 27 13	2.27	Margot
2011-12-17	06:33:09	J	3.0	1.04	02 01 25	03 27 16	2.27	Margot
2013-04-26	05:41:38	H	5.0	1.06	08 14 40	19 17 28	2.60	Margot
2013-04-27	05:35:47	H	4.0	1.05	08 15 39	19 16 08	2.61	Margot
51 Nemausa								
2002-09-27	15:24:43	Kp	15.0	1.02	06 06 50	12 51 08	2.15	Merline
2002-12-29	11:03:04	H	4.0	1.09	05 51 50	06 35 47	1.40	Margot
2004-07-03	07:43:15	Kp	0.5	1.10	15 58 44	-4 46 27	1.49	Merline
52 Europa								
2003-12-07	07:47:23	Kp	3.0	1.06	02 01 01	01 36 03	2.20	Marchis
2002-09-27	08:09:16	Kp	5.0	1.35	21 08 54	-19 32 10	2.61	Merline
2003-08-14	14:19:55	H	5.0	1.07	02 39 34	07 04 08	2.71	Margot
2003-10-12	11:45:14	Kp	2.0	1.04	02 37 17	03 57 30	2.07	Engineering
2003-12-07	07:47:23	Kp	3.0	1.06	02 01 01	01 36 03	2.20	dePater
2005-01-20	10:38:34	Kp	1.0	1.03	09 15 43	16 16 28	1.84	Engineering
2005-01-20	10:41:30	H	1.0	1.03	09 15 43	16 16 30	1.84	Engineering
2005-01-20	11:19:53	Kp	1.0	1.00	09 15 42	16 16 34	1.84	Engineering
2005-01-20	11:27:12	H	1.0	1.00	09 15 42	16 16 31	1.84	Engineering
2005-01-20	12:02:05	Kp	1.0	1.01	09 15 39	16 16 41	1.84	Engineering
2005-01-20	12:04:17	H	1.0	1.01	09 15 39	16 16 38	1.84	Engineering
2005-01-20	12:55:31	Kp	1.0	1.06	09 15 38	16 17 02	1.84	Engineering
2005-01-20	13:03:12	H	1.0	1.07	09 15 38	16 17 01	1.84	Engineering
2005-01-20	13:44:24	Kp	1.0	1.16	09 15 36	16 17 11	1.84	Engineering
2005-01-20	13:46:46	H	1.0	1.16	09 15 36	16 17 13	1.84	Engineering
2005-01-20	14:15:11	Kp	1.0	1.26	09 15 35	16 17 21	1.84	Engineering
2005-01-20	14:17:34	H	1.0	1.27	09 15 35	16 17 19	1.84	Engineering
2005-01-20	15:01:42	Kp	1.0	1.51	09 15 34	16 17 29	1.84	Engineering
2005-01-20	15:04:08	H	1.0	1.52	09 15 34	16 17 26	1.84	Engineering
2005-02-25	07:42:09	Kp	0.5	1.04	08 48 55	19 43 29	1.90	Engineering
2005-02-25	07:46:57	H	0.5	1.03	08 48 55	19 43 29	1.90	Engineering
2007-05-28	11:33:14	Kp	3.0	1.57	19 55 04	-16 45 49	2.69	Engineering
2007-05-28	11:36:47	Kp	2.0	1.55	19 55 04	-16 45 49	2.69	Engineering
2007-05-28	12:52:07	Kp	2.0	1.30	19 55 04	-16 45 53	2.69	Engineering
2007-05-28	12:58:31	H	2.0	1.29	19 55 04	-16 45 53	2.69	Engineering
54 Alexandra								
2010-06-28	13:16:34	PK50_1.5	10.0	1.34	00 02 27	06 04 48	1.95	Marchis
2010-11-29	06:03:22	PK50_1.5	30.0	1.03	23 29 28	11 34 42	2.01	Marchis
80 Sappho								
2007-08-02	08:57:47	PK50_1.5	3.0	1.10	19 52 08	-3 08 14	0.98	Marchis
2010-06-28	06:54:37	PK50_1.5	5.0	1.16	14 34 41	-10 26 18	1.72	Marchis
85 Io								
2007-08-02	07:09:22	Kp	1.814	1.13	16 47 00	-6 00 52	1.60	Marchis
2003-06-06	14:59:39	Ks	5.0	1.07	21 00 43	00 49 36	1.55	Merline
87 Sylvia								
2004-10-25	06:25:49	Kp	2.0	1.36	22 44 28	-22 31 20	2.59	Marchis

Table A.4. continued.

Date	UT	Filter	Exp.	Airmass	RA	Dec	r	Reference or PI
2006-12-12	16:03:29	Kp	10.0	1.25	08 27 31	28 05 12	2.88	Marchis
2002-05-07	09:34:19	H	3.0	1.07	13 21 25	03 03 45	2.77	Margot
2002-05-08	09:39:21	H	3.0	1.08	13 20 50	03 03 56	2.78	Margot
2003-08-14	07:05:25	H	3.0	1.55	17 04 03	-27 21 01	2.78	Margot
2008-01-21	11:02:12	Kp	60.0	1.62	12 16 16	12 22 04	3.16	Engineering
2008-01-21	11:20:53	Kp	10.0	1.48	12 16 16	12 22 01	3.16	Engineering
2008-01-21	11:52:15	Kp	2.0	1.31	12 16 16	12 22 09	3.16	Engineering
2008-01-21	12:59:01	Kp	2.0	1.10	12 16 16	12 22 11	3.16	Engineering
2008-01-21	13:40:15	Kp	2.0	1.04	12 16 16	12 22 28	3.16	Engineering
2008-01-21	14:20:35	Kp	2.0	1.01	12 16 17	12 22 12	3.16	Engineering
2008-01-21	15:40:23	Kp	2.0	1.05	12 16 15	12 22 29	3.16	Engineering
2008-01-21	16:11:34	Kp	30.0	1.09	12 16 15	12 22 34	3.16	Engineering
2009-06-07	10:05:47	H	2.0	1.33	14 58 26	-11 53 11	2.63	Merline
2009-06-07	10:10:16	H	10.0	1.35	14 58 26	-11 53 14	2.63	Merline
2011-12-15	04:51:59	Kp	3.0	1.12	01 03 06	-2 47 53	2.82	Margot
2011-12-15	05:02:45	H	3.0	1.11	01 03 06	-2 47 53	2.82	Margot
2011-12-15	05:15:25	J	6.0	1.10	01 03 06	-2 47 53	2.82	Margot
2011-12-15	05:25:32	H	3.0	1.09	01 03 06	-2 47 52	2.82	Margot
2011-12-15	06:26:49	H	3.0	1.10	01 03 07	-2 47 48	2.82	Margot
2011-12-16	04:26:20	H	3.0	1.15	01 03 15	-2 42 39	2.83	Margot
2011-12-16	05:58:43	H	3.0	1.08	01 03 15	-2 42 15	2.83	Margot
				88 Thisbe				
2009-08-16	09:18:00	PK50_1.5	10.0	1.19	22 07 50	-3 47 35	1.32	Marchis
2003-06-06	07:20:10	Ks	15.0	1.50	10 53 26	01 07 03	2.85	Merline
				89 Julia				
2009-08-16	12:49:08	PK50_1.5	5.0	1.02	00 56 15	25 18 43	1.39	Marchis
				93 Minerva				
2003-06-05	08:22:21	Ks	5.0	1.44	12 25 25	-8 04 26	1.98	Merline
2012-05-25	06:00:06	Kp	3.0	1.06	11 35 54	00 19 33	2.13	Merline
2012-05-25	06:04:25	H	3.0	1.06	11 35 54	00 19 32	2.13	Merline
2012-05-25	06:16:03	Kp	3.0	1.07	11 35 54	00 19 30	2.13	Merline
				94 Aurora				
2002-09-28	14:51:53	Kp	5.0	1.35	02 00 38	16 52 40	2.02	Merline
2003-12-07	14:22:53	Kp	6.0	1.01	08 59 31	27 08 03	2.31	Marchis
				107 Camilla				
2004-10-25	06:50:18	Kp	3.0	1.12	23 03 50	-6 44 00	2.88	Marchis
2009-08-16	06:45:08	PK50_1.5	20.0	1.19	17 24 15	-11 31 17	3.14	Marchis
2010-06-28	10:14:47	PK50_1.5	30.0	1.94	21 56 49	-4 42 58	3.04	Marchis
2002-05-07	11:24:10	H	3.0	1.13	15 55 00	-7 47 26	2.59	Margot
2002-05-08	10:43:20	H	3.0	1.14	15 54 22	-7 43 29	2.58	Margot
2003-06-06	12:52:09	Ks	20.0	1.15	20 01 31	-8 51 42	2.97	Merline
2003-06-06	14:07:22	Ks	10.0	1.16	20 01 30	-8 51 48	2.97	Merline
2003-06-06	14:01:23	Ks	90.0	1.15	20 01 30	-8 51 47	2.97	Merline
2003-08-17	10:49:02	Kp	12.0	1.61	19 20 29	-11 21 22	2.88	Merline
2003-08-18	10:36:00	Kp	2.0	1.56	19 20 05	-11 25 21	2.89	Merline
2008-01-21	12:47:03	Kp	20.0	1.85	13 50 40	-7 47 02	3.17	Engineering
2008-01-21	13:27:09	Kp	15.0	1.52	13 50 42	-7 46 48	3.17	Engineering
2008-01-21	13:31:55	Kp	4.0	1.49	13 50 42	-7 46 48	3.17	Engineering
2008-01-21	14:08:04	Kp	4.0	1.33	13 50 43	-7 46 58	3.17	Engineering
2008-01-21	15:17:31	Kp	4.0	1.16	13 50 45	-7 47 01	3.17	Engineering
2009-06-07	10:27:01	H	2.0	1.18	17 57 04	-9 42 57	2.71	Merline
2009-06-07	10:31:39	H	10.0	1.17	17 57 03	-9 43 01	2.71	Merline
2009-06-07	10:34:59	K	10.0	1.17	17 57 03	-9 43 01	2.71	Merline
2009-06-07	11:24:10	K	4.0	1.15	17 57 02	-9 42 57	2.71	Merline
2011-12-15	05:40:39	H	4.0	1.07	01 08 48	00 31 18	2.97	Margot
2011-12-16	05:15:04	H	4.0	1.08	01 08 55	00 29 52	2.99	Margot
				129 Antigone				
2010-06-28	07:12:19	PK50_1.5	3.0	1.16	16 30 55	-4 17 56	1.36	Marchis
2006-08-16	10:36:14	Ks	1.0	1.48	00 32 09	-7 16 12	2.09	Nelson
2006-08-16	11:00:52	Ks	1.0	1.36	00 32 09	-7 16 15	2.09	Nelson

Table A.4. continued.

Date	UT	Filter	Exp.	Airmass	RA	Dec	r	Reference or PI
2006-08-16	11:20:33	Ks	1.0	1.29	00 32 09	-7 16 20	2.09	Nelson
2006-08-16	11:44:52	Ks	1.0	1.22	00 32 09	-7 16 39	2.09	Nelson
2006-08-16	12:00:43	Ks	1.0	1.19	00 32 09	-7 16 45	2.09	Nelson
2006-08-16	12:35:52	Ks	1.0	1.14	00 32 09	-7 17 08	2.09	Nelson
2006-08-16	13:03:37	Ks	1.0	1.12	00 32 08	-7 16 53	2.09	Nelson
2006-08-16	13:34:22	Ks	1.0	1.13	00 32 07	-7 16 59	2.09	Nelson
135 Hertha								
2008-09-19	13:23:12	PK50_1.5	20.0	1.02	03 43 47	22 23 37	1.52	Marchis
2012-12-24	06:28:36	H	10.0	1.23	04 50 42	26 08 07	1.62	Margot
144 Vibia								
2010-10-06	13:03:51	Kp	1.0	1.00	03 44 58	14 38 01	1.24	Armandroff
2005-07-17	09:38:52	Kp	2.0	1.46	18 41 50	-27 03 29	1.46	Marchis
165 Loreley								
2004-10-25	08:47:40	Kp	5.0	1.00	00 19 19	19 14 36	2.16	Marchis
2010-11-29	09:59:52	PK50_1.5	60.0	1.07	02 51 07	31 45 01	2.32	Marchis
2002-05-08	07:54:32	H	5.0	1.26	12 01 30	-16 26 35	2.31	Margot
2003-06-05	13:22:47	Ks	10.0	1.54	19 23 33	-29 17 40	1.99	Merline
216 Kleopatra								
2008-10-05	09:12:57	PK50_1.5	5.0	1.05	22 54 25	08 01 15	1.26	Marchis
2008-10-05	09:48:54	PK50_1.5	5.0	1.10	22 54 24	08 00 54	1.26	Marchis
2008-10-05	10:03:40	H	0.3	1.13	22 54 24	08 00 54	1.26	Marchis
2008-10-06	09:49:50	PK50_1.5	3.0	1.11	22 54 04	07 48 45	1.26	Marchis
2008-10-06	07:18:06	PK50_1.5	3.0	1.05	22 54 06	07 50 05	1.26	Marchis
2008-10-09	05:45:41	PK50_1.5	3.0	1.23	22 53 15	07 14 39	1.27	Marchis
2008-10-09	09:35:21	PK50_1.5	5.0	1.11	22 53 12	07 12 45	1.27	Marchis
2008-09-19	06:28:57	PK50_1.5	5.0	1.40	23 02 50	11 12 33	1.24	Marchis
2008-09-19	06:16:59	PK50_1.5	5.0	1.47	23 02 50	11 12 33	1.24	Marchis
2008-09-19	11:38:20	PK50_1.5	5.0	1.18	23 02 40	11 09 48	1.24	Marchis
233 Asterope								
2005-07-17	09:18:54	Kp	2.0	1.21	17 57 35	-13 06 16	1.59	Marchis
360 Carlova								
2004-07-11	10:08:56	Kp	5.0	1.22	18 34 11	-14 31 55	2.37	Merline
2010-08-26	13:03:15	Kp	2.0	1.35	23 16 41	-13 55 58	1.82	Engineering
386 Siegena								
2010-10-06	11:41:43	Kp	1.0	1.13	02 48 26	-6 46 22	1.49	Armandroff
387 Aquitania								
2013-08-26	05:12:49	Kp	0.5	1.50	18 56 01	-20 50 11	1.31	Merline
2013-08-26	05:27:57	Kp	0.5	1.45	18 56 01	-20 50 20	1.31	Merline
2013-08-26	08:48:56	Kp	0.4	1.51	18 56 03	-20 51 48	1.32	Merline
2013-08-26	08:56:53	H	0.4	1.54	18 56 04	-20 51 51	1.32	Merline
2013-08-27	07:09:25	Kp	0.25	1.32	18 56 21	-21 01 58	1.32	Merline
2013-08-27	08:12:15	Kp	0.25	1.41	18 56 21	-21 02 27	1.32	Merline
2013-08-27	09:08:14	Kp	0.25	1.62	18 56 22	-21 02 59	1.33	Merline
409 Aspasia								
2005-07-17	07:41:16	Kp	4.0	1.30	15 44 04	-15 17 16	1.70	Marchis
2005-07-17	07:46:31	Kp	3.0	1.31	15 44 04	-15 17 16	1.70	Marchis
2010-06-28	12:51:00	PK50_1.5	15.0	1.27	23 29 21	10 56 56	2.23	Marchis
2002-09-28	14:15:55	Kp	2.0	1.40	01 11 39	20 58 10	1.76	Merline
2006-08-16	11:08:12	Ks	1.0	1.15	00 30 33	18 49 52	1.92	Nelson
2006-08-16	11:34:22	Ks	1.0	1.09	00 30 32	18 49 47	1.92	Nelson
2006-08-16	12:03:54	Ks	1.0	1.04	00 30 32	18 49 48	1.92	Nelson
2006-08-16	12:57:22	Ks	1.0	1.00	00 30 31	18 50 00	1.92	Nelson
2006-08-16	13:44:18	Ks	1.0	1.01	00 30 33	18 50 13	1.92	Nelson
419 Aurelia								
2004-07-11	07:18:37	Kp	2.903	1.45	13 52 43	-10 35 46	1.56	Merline
471 Papagena								
2009-08-16	05:50:25	PK50_1.5	20.0	1.40	16 46 20	-24 28 11	2.69	Marchis
532 Herculina								
2002-09-27	08:22:30	Kp	2.0	1.64	21 16 34	-30 09 52	2.43	Merline
2002-09-28	08:22:22	Kp	2.0	1.65	21 16 22	-30 09 32	2.44	Merline
2006-08-16	07:29:28	Ks	1.0	1.42	17 14 00	-19 42 18	2.12	Nelson
2006-08-16	07:51:16	Ks	1.0	1.50	17 14 00	-19 42 34	2.12	Nelson

Table A.5. Occultations.

Observer
(5) Astraea 2008-06-06
Milan Kapka, SK
Petr Zeleny, CZ
Jan Mocek, CZ
Milan Antos, CZ
Josef Durech, CZ
Michael Krocil, CZ
Peter Kusnirak, CZ
Jan Urban, CZ
Tomas Janik, CZ
Zdenek Moravec, CZ
Jaromir Jindra, CZ
Vaclav Cejka, CZ
Jan Manek, CZ
Gerhard Dangl, AT
Frantisek Lomoz, CZ
Helmut Denzau, DE
R. Piffl, T. Maruska, I. Majchrovic, AT
Dimitris Kapetanakis, GR
Joerg Kopplin, DE
Herbert Raab, AT
(8) Flora 2004-10-29
David Dunham, Caballo, NM
David Dunham remote, Rincon, NM
William Stein, Radium Springs, NM
Robert A. James, Las Cruces, NM
Rich Richins, Las Cruces, NM
Mark Vincent, Las Cruces, NM
Paul Maley, Orogrande, NM
(9) Metis 2008-09-12
J. Sanford, Springville, CA
R. Royer, Springville, CA
R. Carlisle
B. Sorensen, Cedar City, UT
S. Degenhardt, Taft, CA
R. Nolthenius, Carrizo Plain, CA
J. Clark, Ridgecrest, CA
D. Blanchette, Las Vegas, NV
R. Lambert, North Las Vegas
P. Maley, Las Vegas NV
G. Lucas, E Wilson, Kramer Junction, CA
W. Morgan, Kramer Junction, CA
D. Breit, Kramer Junction, CA
R. Nugent, Edwards AFB, CA
D. Dunham, Kramer Junction, CA
L. Benner, Sierra Madre, CA
K. Coughlin, Victorville, CA, USA
M. Hicks, Wrightwood, CA
G. Lyzenga, Mt. Wilson, CA
R. Jones, Sky Forest, CA
M. Vincent, Big Bear City, CA
(9) Metis 2014-03-07
Alain Figer, FR
Jean Lecacheux, FR
F. Vachier, G. Sautot, E. Vauthrin, H. Devil
Arnaud Leroy, FR
Stephane Razemon, FR
Wim Nobel, FR
Hilari Pallares, ES
T. Pauwels, P. Vingerhoets, BE
Lex Blommers, NL
Roland Boninsegna, BE
Guy Huys, BE
Peter Van Den Eijnde, BE
Rene Bourtembourg, BE
Eric Frappa, FR
F. Van Den Abbeel, BE

Table A.5. continued.

Observer
Christian Gros, FR
Eberhard Bredner, FR
Henk Bulder, NL
E. Frappa, A. Klotz, FR
Jean Vilar, FR
Jonas Schenker, CH
Simone Bolzoni, IT
Oliver Kloes, DE
A. Gabel, J. Ohlert, G. Piehler, DE
Stefan Meister, CH
Rolf Apitzsch, DE
Mike Kohl, CH
Marco Iten, CH
Andrea Manna, CH
Fausto Delucchi, CH
S. Sposetti, B. Bernardi, CH
Stefano Sposetti, CH
Carlo Gualdoni, IT
O. Farago, A. Eberle, DE
Jose De Queiroz, CH
Stefano Basso, IT
Pietro Baruffetti, IT
Gregor Krannich, DE
Bernd Gaehrken, DE
Claudio Costa, IT
Tomas Janik, CZ
Harrie Rutten, NL
(10) Hygiea 2002-09-07
David Dunham, Wye Mills, MD
Bruce Thompson, Ithaca, NY
P. Gitto, J. Van Pelt, Whiting, NJ
Michael Richmond, RIT Observatory, NY
Lawrence Garrett, Fairfax, VT
Roger Venable, N. Augusta, SC
Michel Senay, St-Cesaire, Quebec
Alin Tolea, Bloomburg, Baltimore, MD
(10) Hygiea 2014-09-05
Maurice Audejean, FR
Jean Lecacheux, FR
F. Van Den Abbeel, BE
Eberhard Bredner, FR
E. Frappa, A. Klotz, FR
Zdenek Moravec, CZ
Peter Lindner, DE
Peter Delincak, SK
Jiri Polak, CZ
Karel Halir, CZ
Vaclav Priban, CZ
(11) Parthenope 2011-01-26
B. Stine, Weldon, CA
B. Owen et al, Wrightwood CA
G. Lyzenga, Altadena, CA
R. Wasson, Murrieta, CA
S. Herchak, Arizona City, AZ
W. Thomas, Picacho, AZ
R. Peterson, Pinal Air Base Road, AZ
J. Stamm, Tucson, AZ
J. McGaha, Observatory 854 / Tucson, Az
G. Nason, Animas, NM
D. Nye, Corona de Tucson, AZ
D. Clark, A. Clevenson, Humble, TX
B. Cudnik, Houston, TX
R. Nugent, Houston, TX
D. Rask, Baytown, TX
P. Maley, Houston, TX
R. Frankenberger, San Antonio, TX
(13) Egeria 2008-01-22

Table A.5. continued.

Observer
D. Dunham, Tolleson, AZ
R. Peterson, Scottsdale, AZ
M. Collins, Chandler, AZ
G. Mroz, Santa Fe, NM
P. Maley, Casa Grande, AZ
S. Welch, Los Lunas, NM
J. McGaha, Tucson, AZ
D. KlingleSmith, Socorro, AZ
D. Nye, Corona de Tucson, AZ
(16) Psyche 2010-08-21
J. Brooks, Winchester, VA
S. Conard, Gamber, MD
D. Dunham, Seymour, TX
A. Scheck, Scaggsville, MD
D. Dunham, Seymour, TX
D. Dunham, Throckmorton, TX
C. Ellington, Highland Village, TX
P. Maley, Annetta South, TX
R. Tatum, Richmond, VA
P. Maley, Godley, TX
H.K. Abramson, Mechanicsville, VA
D. Caton, Boone, NC
E. Iverson, Athens, TX
R. Suggs, B. Cooke, Huntsville, AL
J. Faircloth, Kinston, NC
(16) Psyche 2014-07-22
G. Vaudescal, J. Caquel, R. Yken, J-P. Dupre
Jorge Juan, ES
Carles Schnabel, ES
C. Perello, A. Selva, ES
Peter Lindner, DE
Jan Manek, CZ
Peter Delincak, SK
Michal Rottenborn, CZ
(18) Melpomene 1978-12-11
D. Skillman, Goddard Obs, MD
M. A'Hearn, College Park, MD
Schmidt, Van Flandern, USNO, DC
R. Bolster, Alexandria, VA
D. Dunham, Phoenix, MD
J. Dunham, Columbia, MD
F. Espenak, Columbia, MD
(19) Fortuna 2007-04-13
J Sedlak, Ashland, VA
D. Dunham, Carson, VA
D. Dunham, Skippers, VA
V. Petriew, Regina, Canada
D. Oesper, Dodgeville, WI
S. Messner, Northfield, MN
D. Dunham 3, Dortches, NC
P. Campbell, Edmonton, Alb, CA
A. Ling, Spruce Grove, Alb, CA
M. Hoskinson, Edmonton, Alb, CA
D. Caton, Boone, NC
(19) Fortuna 2008-06-18
D. Clark, Atascocita, TX
R. Frankenberger, San Antonio, TX
R. Venable, Jennings, FL
C. Rodriguez, Hermosilla, Mexico
R. Nugent, Goliad, TX
S. Campbell, Beeville, TX
P. Maley, Beeville, TX
S. Degenhardt, Cranall, TX
S. Aguirre, Guaymas, Sonora, Mexico
B. Harris, New Smyrna Beach, FL
K. Coughlin, Santa Rosalia, Mexico
G. Hofler, Titusville, FL

Table A.5. continued.

Observer
R. Fleishman, Mulege, BCS, Mexico
C. MacDougal, Tampa, FL
T. Campbell, Tampa, FL
E. Sanchez, Palo Blanco, NL MEX
P. Gabriel, McAllen, TX
E. Castro, Observatorio FCFM-UANL
A. Correa, Monterrey, Mexico
P. Sada, Observatorio UDEM
(22) Kalliope 2006-11-07
H. Sato, Fukushima, Fukushima, Japan
M. Kashiwagura, Ooe, Yamagata, Japan
H. Tomioka, Hitachi, Ibaraki, Japan
A. Yaeza, Hitachi, Ibaraki, Japan
H. Okita, Sendai, Miyagi, Japan
M. Koishikawa, Sendai, Miyagi, Japan
M. Satou, Okuma, Fukushima, Japan
S. Uchiyama, Mito, Ibaraki, Japan
S. Suzuki, Yokohama, Kanagawa, Japan
M. Sato, Fuchu, Tokyo, Japan
R. Aikawa, Sakado, Saitama, Japan
M. Yanagisawa, The Univ of Electro-Com, Japan
T. Tanaka, Zushi, Kanagawa, Japan
K. Kitazaki, Musashino, Tokyo, Japan
E. Katayama, Mitaka, Tokyo, Japan
T. Ohkawa, Zushi, Kanagawa, Japan
T. Hayamizu, Satsumasendai, Kagoshim, Japan
H. Takashima, Kashiwa, Chiba, Japan
H. Fukui, Fujieda, Shizuoka, Japan
H. Suzuki, Hamamatsu, Shizuoka, Japan
K. Kenmotsu, Soja, Okayama, Japan
A. Asai, Inabe, Mie, Japan
A. Hashimoto, Chichibu, Saitama, Japan
A. Matsui, Ueda, Nagano, Japan
A. WatanabeSendai, Miyagi, Japan
S. Uehara, Tsukuba, Ibaraki, Japan
M. Ida, Higashiomi, Shiga, Japan
A. Kawamura, Fujioka, Gunma, Japan
(29) Amphitrite 2015-11-11
W. Thomas, Picacho AZ USA
T. Blank, Marana, AZ
T. Blank, Picture Rocks, AZ
T. Blank, Three Points, AZ
P. Maley, J. Stein, Amargosa Valley, NV
D. Roemer, Sierra Vista, AZ
(39) Laetitia 1998-03-21
Roberto Di Luca, Bologna, Italy
Raymond Dusser, Saignon, France
A. Fienga, A. Rouhan, Obs Haute-Prov, FR
A. Klotz, Castres, France
E. Frappa, Le Boulou, France
J. Lecacheux, Le Boulou, France
B. Gaillard, J.-M. Lopez, Les Pises, France
M. Senegas, Belesta, France
C. Guihal, St Castin, France
E. Colombo, Pavia, Italy
S. Bambilla, Gropp., Italy
J. Busi, Bologna, Italy
A. Dalle Donne, Bologne, Italy
C. Frisoni, Firenzuola, Italy
O. Canales, Pinsoro, Spain
A. Roca, Hortonenda, Spain
(41) Daphne 1999-07-02
Maurice Audejean, Chinon, France
Lex Blommers, Leiden Obs., NL
Ingeborg Blommers, Leiden Obs, NL
Bernard Christophe, Beauvais, France
Paul Pinel, France

Table A.5. continued.

Observer
J.-E. Arlot, A. Fienga, D. Hestroffer, Meudon, FR
T. Alderweireldt, Hove, Belgium
P. Vingerhoets, Mortsels, Belgium
G. Comello, Roden, NL
C. Van Den Bossche, Grimbergen, BE
P. Mollet, France
R. Bouma, Groningen, NL
P. Dupouy, J.-M. Marechal, Obs. de Dax, FR
Jean Lecacheux, Licq-Atherey, FR
Oscar Canales, Pinsoro, Spain
J. M. Winkel, Zeddum, NL
G. Comello, Roden, NL
P. Dupouy, J.-M. Marechal, Obs. de Dax, FR
Gilles Sautot, Obs. Cinqueux, FR
D.Fernandez-Barba, I.Ribas, Granada, ES
Carles Schnabel, Moia, Spain
Francois Colas, Pic-du-Midi Obs., FR
Ricard Casas, Teide Observatory
Rui Goncalves, Tomar, Portugal
(41) Daphne 2013-09-05
Jose De Queiroz, CH
Wolfgang Rothe, DE
Karel Halir, CZ
Jan Manek, CZ
Vaclav Priban, CZ
Gerhard Dangl, AT
(43) Ariadne 2008-09-20
A. Scheck, Scaggsville, MD
D. Dunham, Greenbelt, MD
D. Dunham, Clinton, MD
R. Frankenberger, San Antonio, TX
(45) Eugenia 2014-06-13
Pedro Machado et al., PT
Hugo Gonzalez, ES
P. Martorell, I. Ordóñez, ES
R. Iglesias, J.-L. Lamadrid, J. Abril, ES
Maurice Audejean, FR
A. Klotz et al, FR
Jorge Juan, ES
Carlos Perello, ES
Ramon Naves, ES
Jean Lecacheux, FR
J. Berthier et al, FR
F. Vachier et al, FR
L. Arnold, D. Calmels, A. Batier, FR
M. Laas-Bourez et al, FR
D. Vernet et al, FR
Alberto Ossola, CH
A. Manna, S. Manna, CH
Stefano Sposetti, CH
(45) Eugenia 2016-09-24
Faustino Garcia, ES
Eric Frappa, FR
Gilles Sautot, FR
Eric Vauthrin, FR
F. Vachier/A. Klotz, FR
Jonathan Normand, FR
Jerome Berthier, FR
Jean Lecacheux, FR
Michel Bonnardeau, FR
S. Sposetti/A. Manna, CH
Michael Parl, DE
Bernd Gahrken, DE
Jiri Polak, CZ
Peter Delincak, SK
Dariusz Miller, PL
(51) Nemausa 1983-09-11

Table A.5. continued.

Observer
Mark Croom, Yorktown, VA
James Boeck, Newport News, VA
Vernon Helms, NASA Langley Obs., VA
Charles Evans, Hampton, VA
Jared Zitwer, Essex Meadows, VA
D.&J. Dunham, Essex Meadows, VA
Larry Woods, St. Brides, VA
Russell Whigham, Society Hill, AL
Glenn Schneider, Macon, GA
Lang Adams, Yatesville, GA
Dan Bricker, Culloden, GA
Gilbert Marcey, Knoxville, GA
Tom Campbell, Fort Valley, GA
Ed J. Seykora, Greenville, NC
Jim Manning, Chapel Hill, NC
Jan Dabrowski, Fayetteville, NC
Mobile, Athens, GA
P. Manker, Americus, GA
J. Safko, E. Strother, Columbia, SC
Billy Gladson, Wilson, NC
Gayle Riggsbee, Charlotte, NC
Malcolm Smith, Garner, NC
Tim Sechler, Charlotte, NC
Rodney Jones, Chapel Hill, NC
Mark Lang, Cary, NC
Carl Moreschi, Cary, NC
Mike Kazmierczak, Raleigh, NC
Jerry Watson, Raleigh, NC
Don Morris, Raleigh, NC
Johnny Horne, Stedman, NC
R. L. Baron, MIT, Emporia, VA
Dunham, Conner MIT, Contoe, NC
Harold Landis, Locust Grove, GA
Ronald Jinkins, Auburn, AL
Wesley Furr, Concord, NC
(51) Nemausa 2014-03-08
Carles Schnabel, ES
C. Perello, A. Selva, ES
Ramon Naves, ES
Joan Rovira, ES
Henk De Groot, NL
Alberto Ossola, CH
Stefano Sposetti, CH
Carlo Gualdoni, IT
Wolfgang Rothe, DE
Karel Halir, CZ
Peter Lindner, DE
Jan Manek, CZ
Gerhard Dangl, AT
P. Delincak, M. Delincak, M. Murin, M. Kapka
(52) Europa 1983-04-26
UNM Obs., Capilla Peak, NM
Paul Maley, Clear Lake, TX
John Chauvin, Richmond, TX
Paul Roy, Round Rock, TX
Logan Rimes, Columbus, TX
UNM Obs., Petrified Forest, AZ
Richard Binzel, Austin, TX
Paul Maley, Clear Lake, TX
John Chauvin, Richmond, TX
Logan Rimes, Columbus, TX
D. McDavid, Pipe Creek
(52) Europa 2005-12-03
David Dunham, Pearson, CA
David Dunham, Kramer Junction, CA
Dave Meyer, Apple Valley, CA
Wei Cheng, Nine-Brick Obs., CA

Table A.5. continued.

Observer
Ed Morana, San Luis Obispo, CA
Randy Peterson, Scottsdale, AZ
John Westfall, Antioch, CA
William Stein, Las Cruces, NM
Sam Herchak, Badger Springs, CA
Robert James, Las Cruces, NM
Rich Richins, Las Cruces, NM
Mark Vincent, Socorro, NM
Paul Maley, Lake Havasu City, AZ
Karen Young, Wrightwood, CA
Bob Jones, Running Springs, CA
Steve Edberg, La Canada, CA
(52) Europa 2010-03-29
R. Peterson, Scottsdale, AZ
W. Thomas, Phoenix, AZ
S. Lux/D Clark, A. Clevenson, Humble, TX
D. Nye, Corona de Tucson, AZ
P. Maley, Houston, TX
(52) Europa 2011-03-03
A. Hashimoto, Chichibu, Saitama, Japan
S. Uchiyama, Kashiwa, Chiba, Japan
H. Takashima et al, Kashiwa, Chiba, Japan
K. Kitazaki, Musashino, Tokyo, Japan
K. Miyashita, Ikedamachi, Nagano, Japan
A. Yaeza, Hitachi, Ibaraki, Japan
M. Owada, Hamamatsu, Shizuoka, Japan
A. Asai, Inabe, Mie, Japan
H. Watanabe, Inabe, Mie, Japan
M. Ishida, Seki, Gifu, Japan
(54) Alexandra 2005-05-17
Chad Ellington, American Horse Lake, OK
Peter Armstrong, Fort Davis, Texas
Kerry Coughlin, Miraflores, Mexico
Mitch Brumbelow, West Texas
Richard Nugent, Big Lake, Texas
Paul Maley, Acuff, Texas
David Dunham, San Bartolo, Mexico
Roc Fleishman, San Jose del Cabo, MX
Rebecca Alestick, Guthrie, OK
Art Lucas, Stillwater, OK
Craig Smith, E. of Midland, TX
Daniel Falla, E. of Midland, TX
David Dunham remote, Santiago, Mexico
Derald Nye, Marfa Lights, Texas
Daniel Castillo Jordan, nw La Paz, MX
(80) Sappho 2010-06-04
G. Bonatti, D Del Vecchio, IT
P. Baruffetti, A. Bugliani, G. Tonlorenzi, IT
A. Leroy, S Bouley, R. Palmade, G. Canaud, FR
E. Bredner, F. Colas, FR
Thierry Midavaine, FR
Tim Haymes, UK
Olivier Dechambre, FR
Gilles Regheere, FR
F. Vachier, S. Vaillant, J. Berthier, FR
Peter Birtwhistle, UK
Jean Lecacheux, FR
Eric Frappa, FR
Christophe Ratinaud, FR
(85) Io 1995-12-10
Jim Stamm, Tucson, AZ
Guy Nason, Ontario, Canada
Tom Martinez, Cleaveland, MO
Frank Dempsey, Greenwood, Ontario
Robert Sandy, Loiusburg, KS
David Harvey, Tucson, AZ
Doug Kniffen, Warrenton, Missouri

Table A.5. continued.

Observer
Tim Wilson, Jefferson City, MO
(85) Io 2004-12-07
Takashima, Ohba, Kashiwa, Chiba, JP
Miyoshi Ida, Yokaichi, Shiga, JP
M. Ishida, Moriyama, Shiga, JP
Hiromu Maeno, Nakagawa, Tokushima, JP
Toshihiko Tanaka, Mie, JP
Akira Yaeza, Hitachi, Ibaraki, JP
(85) Io 2004-12-12
Paolo Corelli, Pagnacco, IT
Simone Bolzoni, Busto Arsizio, IT
Eric Frappa, Saint-Regis-du-Coin, FR
Wolfgang Beisker, DE
Jean Montanne, Bordeaux, FR
Andrea Manna, Locarno, CH
Philippe Dupouy, Dax, FR
Claude Ninet, Audenge, FR
Stefano Sposetti, Bellinzona, CH
Javier Temprano, Santander, ES
Florent Losse, St P. de Conques, FR
J.-M. Lopez, A.-M. Jacquy, Pises obs., FR
Maylis Lavayssiere, Saint-Regis-du-Coin, FR
Gerard Faure, Chateau-Bernard, FR
Roberto Di Luca, Bologna, IT
Jean-Francois Coliac, Marseille, FR
Philippe Bernascolle, Saint Maximin, FR
Audrey Cazenave, Angouleme, FR
Emmanuel Pelegrin, Montredon, FR
Pierre Dubreuil, Aspremont, FR
Michel Boutet, Toulouse, FR
Francois Colas, Saint Michel, FR
Matthieu Conjat, Cabris, FR
Raymond Poncy, FR
A. Klotz, Y. Damerdji, Saint Michel, FR
Faustino Garcia, Munas, ES
(87) Sylvia 2013-01-06
Francois Colas, FR
Vasilis Metallinos, GR
Hilari Pallares, ES
Ricard Casas, ES
C. Perello, A. Selva, ES
Joan Lopez, ES
Dominique Albanese, FR
L. Brunetto, J.-M. Mari, A. Lopez, C. Bouteiller, FR
Raymond Poncy, FR
J. Lecacheux, O. Lecacheux, FR
E. Frappa, A. Klotz, FR
M Devogele, P. Bendjoya, L. Abe, O. Suarez, J.-P. Rivet, FR
Daniel Verilhac, FR
Pierre Dubreuil, FR
Paolo Tanga, FR
Guy Brabant, FR
Eric Frappa, FR
Luc Arnold, FR
E. Frappa, M. Lavayssiere, FR
J. Lecacheux, S. Moindrot, FR
Laurent Bernasconi, FR
Claude Peguet, FR
Jean-Louis Penninckx, FR
Marc Bretton, FR
Alain Figer, FR
Vincent Fristot, FR
S. Sposetti, A. Manna, IT
U. Quadri, L. Strabla, R. Girelli, A. Quadri, IT
Simone Bolzoni, IT
Albino Carbognani, IT
Carlo Gualdoni, IT

Table A.5. continued.

Observer
Stefano Sposetti, CH
(87) Sylvia 2014-02-10
H. Watanabe, Inabe, Mie, Japan
H. Watanabe, Tarui, Gifu, Japan
M. Ishida, Joyo, Kyoto, Japan
M. Ida, Higashiomi, Shiga, Japan
T. Terada, Yaotsu, Gifu, Japan
(88) Thisbe 2007-02-21
C. Stephan, Sebring, FL
B. Konior, Cape Coral, FL
D. Dunham, Levee near US 27, FL
T. Campbell, Bonita Springs, FL
D. Dunham, Weston, FL
P. Gabriel, McAllen, TX
K. Coughlin, Baja California Sur, MX
R. Chavez, M. Escobedo Int Aprt, MX
P. Sada, Univ. de Monterrey Obs, MX
R. Fleishman, Santa Rita, BCS Mexico
D. Parker, Pinecrest, FL
(89) Julia 2005-08-13
James Thompson, Eagle, CO
Mark Vincent, W of Socorro, NM
Trina Ruhland, Miners View, CO
Roc Fleishman, La Paz, BCS, Mexico
Richard Keen, Mt. Thorodin, CO
Richard Huziak, Sleaford Obs., SK
Paul Maley, Pense, SK
(89) Julia 2006-12-04
H. Takashima, Kashiwa, Chiba, Japan
H. Tomioka, Hitachi, Ibaraki, Japan
H. Hamanowa, Yaita, Tochigi, Japan
S. Uchiyama, Sakae-town, Chiba, Japan
K. Kitazaki, Musashino, Tokyo, Japan
A. Yaeza, Hitachi, Ibaraki, Japan
M. Owada, Hamamatsu, Shizuoka, Japan
R. Aikawa, Sakado, Saitama, Japan
H. Hamanowa, Hamanowa obs, Koriyama, Japan
A. Hashimoto, Chichibu, Saitama, Japan
H. Sato, Fukushima, Fukushima, Japan
(93) Minerva 2010-12-24
G. Lyzenga, Altadena, CA
R. Jones, Calimesa, CA
S. Conard, Gamber, MD
S. Conard, Sykesville, MD
J. Menke, Barnesville, MD
W. Thomas, Indio, CA
J. Dunham, D. Dunham, Greenbelt, MD
D. Dunham, La Plata, MD
D. Dunham, Clifton on Potomac, MD
D. Dunham, Edgehill, VA
R. Peterson, G. Lucas, Gisela, AZ
J. Ray, Glendale, AZ
S. Herchak, Mesa, AZ
(93) Minerva 2014-09-06
C. McPartlin, Santa Barbara, CA
P. Maley, L. Landstrom, Mapleton, ND
P. Maley, T. McGuire, Dilworth, MN
P. Maley, V. Shah, Hawley, MN
P. Maley, J. Wieber, Lake Park, MN
S. Messner, Summit, SD
D.&J Dunham, Fergus Falls, MN
S. Messner, Corona, SD
D.&J. Dunham, Dalton, MN
D.&J. Dunham, Alexandria, MN
D.&J. Dunham, West Union, MN
D.&J. Dunham, Freeport, MN
D.&J. Dunham, W St Cloud, MN

Table A.5. continued.

Observer
(94) Aurora 2004-02-26
Katsuhiko Kitazaki, Tokyo, Japan
Satoshi Suzuki, Yokohama, Kanagawa, Japan
Hideo Takashima, Kashiwa, Chiba, Japan
Masayuki Ishida, Moriyama, Shiga, Japan
(94) Aurora 2009-11-25
R. Nolthenius, Santa Cruz, CA, USA
J. Grismore, Bartlesville, OK
C. Ellington, Alcorn, OK
R. Stanton, Three Rivers, CA
(107) Camilla 2015-08-23
S. Preston, Carnation, WA
A. Dobson, L. North, Walla Walla, WA
T. George, Umatilla, OR
C. Ellington, Tumwater, WA
C. Anderson et al, Twin Falls, ID
D. Becker, Grasmere, ID
B. Gimple, Greenville, CA
C. Arrowsmith, Quincy, CA
T. Beard, Reno, NV
J. Bardecker, Gardnerville, NV
T. Swift, Davis, CA
(129) Antigone 2001-09-09
James T. Walker, Alpine, TX
Mitch Brumbelow, Snyder, TX
Ed Vinson, Dunn, TX
Bob Cadmus, Grinnell, Iowa
Richard Nugent, Fort Stockton, TX
Ed Engle, Ames, Iowa
Richard Wilds, Topeka, KS
Dan Grubb, Sycamore, IL
(129) Antigone 2009-02-13
R. Cadmus, Grinnell, IA
A. Carcich, Lacey, NJ
S. Messner, Morning Sun, IA
D. Dunham, Glen Rock, PA
S. Conard, Gamber, MD
B. Huxtable, Gambrills, MD
A. Olsen, Urbana, IL
(135) Hertha 2008-12-11
R. Stanton, Three Rivers, CA
P. Maley, Baker CA
G. Mroz, Santa Fe, NM
S. Degenhardt, Okarche, OK
D. Dunham, Harvard, CA
S. Degenhardt, Okarche, OK
R. Wasson, Barstow, CA
S. Degenhardt, El Reno, OK
A. Holmes, Goleta, CA
S. Degenhardt, El Reno, OK
S. Degenhardt, Union City, OK
S. Degenhardt, Minco, OK
B. Owen, J. Young, Wrightwood, CA
K. Young, Wrightwood, CA
G. Lyzenga, Altadena, CA
(144) Vibia 2006-09-15
Derek Breit, Pole Line Rd S of CA165
Steve Messner, Harvest Moon Obs, MN
Ed Morana, Santa Nella, CA
Walt Morgan, Derrick Rd & Cantua Crk
Rich Nolthenius, Pinnacles Natl. Mon., CA
John Sanford, Springville, CA
David Dunham, E of Westley, CA
David Dunham, W of Newman, CA
(144) Vibia 2006-09-19
Oscar Canales Moreno, ES
J. Caquel, G. Vaudescal, FR

Table A.5. continued.

Observer
C. Perello, R. Casas, ES
Jean Lecacheux, ES
E. Frappa, M. Lavayssiere, FR
E. Frappa, A. Klotz, FR
Stefano Sposetti, CH
Ladislav Smelcer, CZ
Rui Goncalves, PT
Jose Ripero, ES
Carlos Labordena, ES
Patrick Degrelle, FR
Rene Bourtembourg, BE
Lex Blommers, FR
Ivan S. Bryukhanov, BY
Igor V. Vinyaminov, RU
(144) Vibia 2011-01-25
Jorge Juan, ES
E. Frappa, M. Lavayssiere, FR
Philippe Bernascolle, FR
Chiara Riedo, IT
Simone Bolzoni, IT
Marco Iten, CH
Lorenzo Comolli, IT
Andrea Manna, CH
Alberto Ossola, CH
Ivo Scheggia, CH
Marco Nobile, CH
Y. Malagutti, L. Cibin, CH
Stefano Sposetti, CH
Carlo Gualdoni, IT
Stefano Basso, IT
R. Di Luca, R. Cocchi, IT
B. Gaehrken, D. Zwischenbrugger, IT
(165) Loreley 2009-06-29
R. Peterson, Scottsdale, AZ
W. Morgan, Wilton, CA
D. Machholz, Colfax, CA
D. Dunham, Blue Canyon, CA
D. Dunham, Truckee, CA
D. Dunham, Verdi, NV
(216) Kleopatra 2009-12-24
D. Dunham et al, Piedra, AZ
J. Ray, Glendale, AZ
R. Peterson, Phoenix, AZ
R. Peterson, Scottsdale, AZ
P. Maley, Sun Lakes, AZ
G. Rattley, Gilbert, AZ
P. Maley, Santan, AZ
S. Degenhardt, Quijotoa, AZ
L. Martinez, Casa Grande, AZ
S. Degenhardt, Gu Oldak, AZ
S. Degenhardt, Sells, AZ
S. Degenhardt, Ali Chukson, AZ
S. Degenhardt, Schuchk, AZ
S. Degenhardt, Three Points, AZ
J. Stamm, Oro Valley, AZ
(216) Kleopatra 2015-03-12
Henk Bulder, NL
Friedhelm Dorst, DE
Oliver Kloes, DE
Jan-Maarten Winkel, NL
Otto Farago, DE
Vasilis Metallinos, GR
Harrie Rutten, NL
Henk De Groot, NL
Bernd Gaehrken, DE
Hans Kostense, NL
D. Fischer, H.G. Purucker, R. Stoyan, DE

Table A.5. continued.

Observer
Eberhard Bredner, FR
Andre Mueller, DE
Lex Blommers, NL
K. Moddemeijer, P. Bastiaansen, W. Nobel, NL
Christof Sauter, CH
Maxime Devoegele, BE
Mike Kohl, CH
Jose De Queiroz, CH
Karl-Ludwig Bath, DE
Martin Federspiel, DE
Fernand Emering, LU
F. Van Den Abbeel, BE
Rene Bourtembourg, BE
Jonas Schenker, CH
J. Lecacheux, E. Meza, FR
Stefano Sposetti, CH
Roberto Di Luca, IT
T. Pauwels, P. De Cat, BE
C. Demeautis, D. Matter, FR
Stefano Sposetti, CH
Andrea Manna, CH
Alberto Ossola, CH
Carlo Gualdoni, IT
Roland Decellier, BE
Fabrizio Ciabattari, IT
Mauro Bachini, IT
Giancarlo Bonatti, IT
Alex Pratt, UK
Gilles Sautot, FR
Roland Boninsegna, BE
Fausto Delucchi, CH
Martin Federspiel, DE
G. Sautot, E. Vauthrin, FR
Olivier Dechambre, FR
Jerome Berthier, FR
Frederic Vachier, FR
B. Carry, M. Pajuelo, FR
Joan Rovira, ES
(216) Kleopatra 2016-04-05
B. Dunford, Naperville, IL
A. Olsen, Urbana, IL
D. Dunham/J. Dunham, Yemassee, SC
D. Dunham/J. Dunham, Coosawhatchie, SC
D. Dunham/J. Dunham, Hardeesville, SC
D. Dunham/J. Dunham, Savannah, GA
D. Dunham/J. Dunham, Midway, GA
D. Dunham/J. Dunham, South Newport, GA
D. Dunham/J. Dunham, Darien, GA
N. Smith, Trenton, GA
R. Venable, Yonkers, GA
R. Venable, Hawkinsville, GA
S. Messner, Moravia, IA
S. Messner, Iconium, IA
R. Venable, Oakfield, GA
R. Venable, Newton, GA
(233) Asterope 2015-09-11
D. Dunham, Churchills Head, NT, AU
D. Dunham, South Hayward Creek, NT, AU
D. Dunham, Three Ways, NT, AU
D. Dunham, Tennant Creek, NT, AU
D. Dunham, Warumungu, NT, AU
D. Dunham, McLaren Creek, NT, AU
(360) Carlova 2011-08-15
N. Smith, Trenton, GA
D. Dunham, Golden Grove, SC
D. Dunham, McKelvey Crossroads, SC
W. Keel, Tuscaloosa, AL

Table A.5. continued.

Observer
D. Dunham, Ware Shoals, SC
S. Degenhardt, Saginaw, AL
D. Dunham, Cokesbury, SC
D. Dunham, Greenwood, SC
S. Degenhardt, Jemison, AL
S. Degenhardt, Saginaw, AL
S. Degenhardt, Deatsville, AL
C. Ellington, Millbrook AL
S. Degenhardt, Prattville, AL
K. Ellington, Montgomery AL
S. Degenhardt, Letohatchee, AL
S. Degenhardt, Georgiana, AL
(386) Siegena 1999-10-25
Pierre Schwaar, Buckeye Hills, AZ
Jim Stamm, Tucson, AZ
Jim McGaha, Sabino Canyon, AZ
Dave Harvey, CBA West Obs., Tucson, AZ
Derald Nye, Coronade, Tucson, AZ
Walt Cooney, Clinton, LA
Brian Cudnik, Houston, TX
Mike McCants, Bee Caves RC, TX
John Isenberg, Pasadena, CA
Richard Nugent, Deborah Jean, Willis, TX
Rick Frankenberger, San Antonio, TX
Susannah Lazar, Baton Rouge, LA
Gordon Garradd, Oracle, AZ
Jim McGaha, Sabino Canyon, AZ
Brian Cudnik, Houston, TX
Janet Stevens, Las Crucis, NM
Martin Bonadio, Gilbert, AZ
Don Stockbauer, Victoria, TX
Bill Peters, Gilbert, AZ
Jim Young, Wrightwood, CA
Frank Anet, Mt Pinos, CA
(386) Siegena 2010-12-30
J. Broughton, Reedy Creek, QLD, AU
J. Broughton, Tyagarah, NSW, AU
D. Gault, Hawkesbury Heights, NSW, AU
H. Pavlov, St Clair, NSW, AU
(387) Aquitania 2013-07-26
T. Blank, West of Uvalde, TX, USA
T. Blank, Uvalde, TX
T. Blank, D'Hanis, TX, USA
T. Blank, Devine, TX
S. Degenhardt, Moore, TX
M. McCants, TX
S. Degenhardt, Bigfoot, TX
S. Degenhardt, Poteet, TX
S. Degenhardt, Pleasanton, TX
(409) Aspasia 2006-10-08
Roberto Di Luca, IT
G. Busi, C. Frisoni, IT
Paolo Corelli, IT
Bernd Gahrken, AT
Gerhard Dangel, AT
Michael Schmid, AT
Ladislav Smelcer, CZ
E. Frappa, A. Klotz, FR
Andrea Manna, CH
Stefano Sposetti, CH
Libor Smid, CZ
Jerzy Speil, PL
Wieslaw Slotwinski, PL
(409) Aspasia 2008-02-12
Jean Denis, FR
T. Flatres, J.-J. Sacre, FR
Malcolm Jennings, UK

Table A.5. continued.

Observer
Philippe Baudouin, FR
Maurice Audejean, FR
Olivier Dechambre, FR
Bernard Christophe, FR
T. Midavaine, J. Langlois, FR
Denis Fiel, FR
A. Leroy, G. Canaud, FR
Jean Lecacheux, FR
Eric Frappa, FR
F. Van Den Abbeel, BE
Christian Gros, FR
Eberhard Bredner, FR
C. Demeautis, D. Matter, FR
Simone Bolzoni, IT
Andrea Manna, CH
Stefano Klett, CH
Stefano Sposetti, CH
Michael Parl, DE
Roberto Di Luca, IT
Paolo Corelli, IT
(409) Aspasia 2015-09-04
T. Beard, Reno, NV
S. Messner, Northfield, MN
R. Howard, Oakland, CA
R. Baldrige, Los Altos Hills, CA
D. Breit, Morgan Hill, CA
C. McPartlin, Santa Barbara, CA
(419) Aurelia 2006-12-05
Greg Lyzenga, Altadena, CA
Robert Buchheim, Coto de Caza, CA
Robert Jones, Salton Sea, CA
Doug Kniffen, Pickney Ridge Obs
Ryan, Martinez, Sapello, New Mexico
Chad Ellington, Kent, WA
Randy Peterson, S. Scottsdale, AZ
S. Welch, B. Wallace, Los Lunas, NM
Mark Vincent, Socorro, NM
Art Lucas, Stillwater, OK
(471) Papagena 1987-01-24
Brad Timerson, Newark, NY
G. Samolyk, West Allis, WI
Mike Rodenko, Amherst, MA
R.E. Zissell, Mt. Holyoke, Sth Hadley, MA
Joe Eitter, Iowa Uni Obs, Boone, Iowa
M. Guesse, Nouakchott, Mauritania
Eric Golding, Hamilton, Ontario
F. Graham, J. Poterma, Eagle Rock, PE
Phil Dombrowski, Old Saybrook, CN
Jeff Thrush, Taylor, Michigan
Norbert Vance, Allen Park, MI
R. McCullough, Big Rapid, MI
(471) Papagena 2007-05-24
K. Hay, K. Kell, Yarker, Ontario
T. Yeelin, B. Thompson, Ithaca, NY
B. Timerson, Newark, NY
R. Sauder, Narvon, PA
D. Dunham, Nottingham, PA
D. Dunham, Poplar Grove, MD
D. Dunham, Bagley, MD
C. Roelle, New Windsor, MD
(532) Herculina 2015-04-18
H. Watanabe, Tarui, Gifu, Japan
H. Watanabe, Inabe, Mie, Japan
M. Owada, Morimachi, Shizuoka, Japan
H. Yamamura, Maibara, Shiga, Japan
M. Ida, Higashiomi, Shiga, Japan
S. Uchiyama, Hamamatsu, Shizuoka, Japa

Table A.5. continued.

Observer
K. Kitazaki, Musashino, Tokyo, Japan (849) Ara 2009-01-27
R. Stanton, Three Rivers, CA
D. Breit, Morgan Hill, CA
R. Royer, Springville, CA
R. Nolthenius, Cabrillo College, CA
B. Stine, Weldon, CA
R. Peterson, Sunflower, AZ
R. Peterson, Scottsdale, AZ (849) Ara 2015-05-12
Karel Halir, CZ
Zdenek Moravec, CZ
Tomas Janik, CZ
Vaclav Priban, CZ
Gerhard Dangl, AT




Fig. A.1. Comparison between model projections and corresponding AO images for asteroid (2) Pallas.




Fig. A.2. Comparison between model projections and corresponding AO images for asteroid (5) Astraea.




Fig. A.3. Comparison between model projections and corresponding AO images for asteroid (8) Flora.




Fig. A.4. Comparison between model projections and corresponding AO images for asteroid (9) Metis.




Fig. A.5. Comparison between model projections and corresponding AO images for asteroid (10) Hygiea.

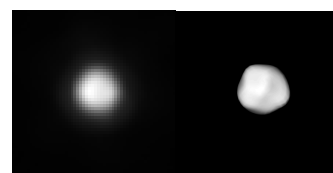


Fig. A.6. Comparison between model projections and corresponding AO images for asteroid (11) Parthenope.




Fig. A.7. Comparison between model projections and corresponding AO images for asteroid (13) Egeria.




Fig. A.10. Comparison between model projections and corresponding AO images for asteroid (19) Fortuna.




Fig. A.8. Comparison between model projections and corresponding AO images for asteroid (16) Psyche.




Fig. A.11. Comparison between model projections and corresponding AO images for asteroid (22) Kalliope (first part).




Fig. A.9. Comparison between model projections and corresponding AO images for asteroid (18) Melpomene.




Fig. A.12. Comparison between model projections and corresponding AO images for asteroid (22) Kalliope (second part).




Fig. A.13. Comparison between model projections and corresponding AO images for asteroid (29) Amphitrite.




Fig. A.14. Comparison between model projections and corresponding AO images for asteroid (39) Laetitia.




Fig. A.15. Comparison between model projections and corresponding AO images for asteroid (41) Daphne.




Fig. A.16. Comparison between model projections and corresponding AO images for asteroid (43) Ariadne.




Fig. A.17. Comparison between model projections and corresponding AO images for asteroid (45) Eugenia (first part).




Fig. A.18. Comparison between model projections and corresponding AO images for asteroid (45) Eugenia (second part).




Fig. A.19. Comparison between model projections and corresponding AO images for asteroid (51) Nemausa.




Fig. A.20. Comparison between model projections and corresponding AO images for asteroid (52) Europa (first part).




Fig. A.21. Comparison between model projections and corresponding AO images for asteroid (52) Europa (second part).




Fig. A.22. Comparison between model projections and corresponding AO images for asteroid (54) Alexandra.




Fig. A.23. Comparison between model projections and corresponding AO images for asteroid (80) Sappho.




Fig. A.24. Comparison between model projections and corresponding AO images for asteroid (85) Io.




Fig. A.25. Comparison between model projections and corresponding AO images for asteroid (87) Sylvia (first part).




Fig. A.26. Comparison between model projections and corresponding AO images for asteroid (87) Sylvia (second part).




Fig. A.27. Comparison between model projections and corresponding AO images for asteroid (88) Thisbe.




Fig. A.28. Comparison between model projections and corresponding AO images for asteroid (89) Julia.




Fig. A.29. Comparison between model projections and corresponding AO images for asteroid (93) Minerva.




Fig. A.30. Comparison between model projections and corresponding AO images for model 1 of asteroid (94) Aurora.




Fig. A.31. Comparison between model projections and corresponding AO images for asteroid (107) Camilla (first part).




Fig. A.32. Comparison between model projections and corresponding AO images for asteroid (107) Camilla (second part).




Fig. A.33. Comparison between model projections and corresponding AO images for asteroid (129) Antigone.




Fig. A.34. Comparison between model projections and corresponding AO images for asteroid (135) Hertha.




Fig. A.35. Comparison between model projections and corresponding AO images for asteroid (144) Vibia.




Fig. A.36. Comparison between model projections and corresponding AO images for asteroid (165) Loreley.




Fig. A.37. Comparison between model projections and corresponding AO images for asteroid (216) Kleopatra.




Fig. A.38. Comparison between model projections and corresponding AO images for asteroid (233) Asterop.




Fig. A.39. Comparison between model projections and corresponding AO images for asteroid (360) Carlova.




Fig. A.40. Comparison between model projections and corresponding AO images for asteroid (386) Siegena.




Fig. A.41. Comparison between model projections and corresponding AO images for asteroid (387) Aquitania.




Fig. A.42. Comparison between model projections and corresponding AO images for asteroid (409) Aspasia.




Fig. A.43. Comparison between model projections and corresponding AO images for model 1 of asteroid (419) Aurelia.




Fig. A.44. Comparison between model projections and corresponding AO images for asteroid (471) Papagena.




Fig. A.45. Comparison between model projections and corresponding AO images for asteroid (532) Herculina.

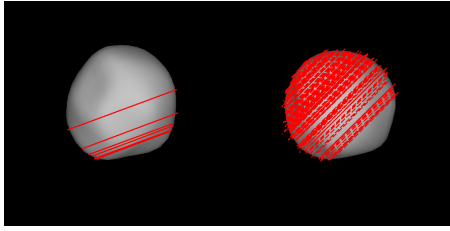


Fig. A.46. Comparison between model projections and corresponding stellar occultation(s) for asteroid (2) Pallas.




Fig. A.51. Comparison between model projections and corresponding stellar occultation(s) for asteroid (11) Parthenope.




Fig. A.47. Comparison between model projections and corresponding stellar occultation(s) for asteroid (5) Astraea.

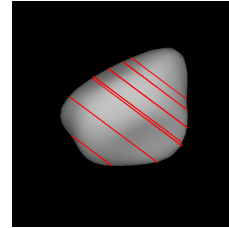



Fig. A.52. Comparison between model projections and corresponding stellar occultation(s) for asteroid (13) Egeria. We show the fit for both pole solutions.

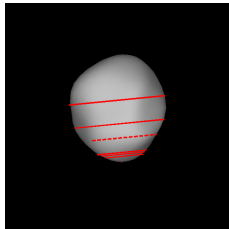


Fig. A.48. Comparison between model projections and corresponding stellar occultation(s) for asteroid (8) Flora.

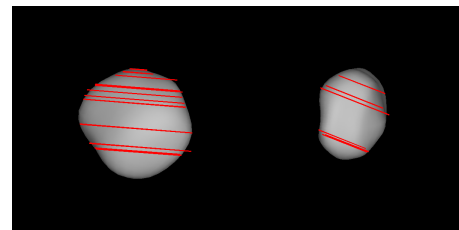


Fig. A.53. Comparison between model projections and corresponding stellar occultation(s) for asteroid (16) Psyche.

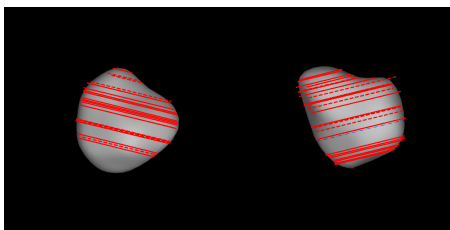


Fig. A.49. Comparison between model projections and corresponding stellar occultation(s) for asteroid (9) Metis.

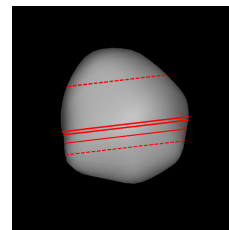


Fig. A.54. Comparison between model projections and corresponding stellar occultation(s) for asteroid (18) Melpomene.




Fig. A.50. Comparison between model projections and corresponding stellar occultation(s) for asteroid (10) Hygiea. We show the fit for both pole solutions.

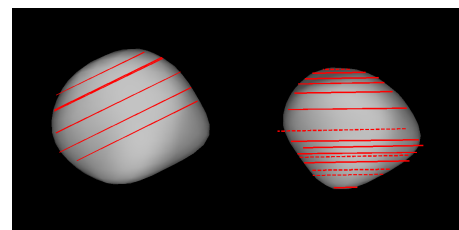


Fig. A.55. Comparison between model projections and corresponding stellar occultation(s) for asteroid (19) Fortuna.




Fig. A.56. Comparison between model projections and corresponding stellar occultation(s) for asteroid (22) Kalliope.

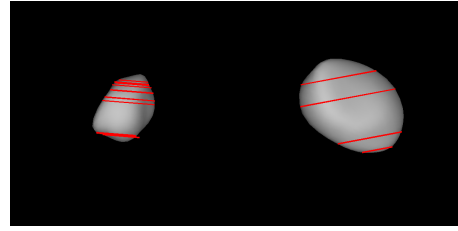


Fig. A.61. Comparison between model projections and corresponding stellar occultation(s) for asteroid (45) Eugenia.




Fig. A.57. Comparison between model projections and corresponding stellar occultation(s) for asteroid (29) Amphitrite.




Fig. A.62. Comparison between model projections and corresponding stellar occultation(s) for asteroid (51) Nemausa. We also show the fit for the rejected pole solution (bottom panel).




Fig. A.58. Comparison between model projections and corresponding stellar occultation(s) for asteroid (39) Laetitia.

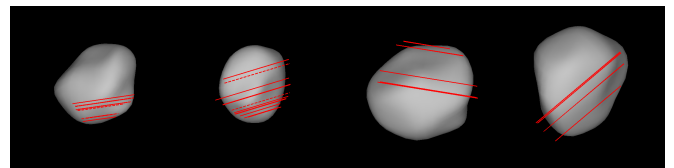


Fig. A.63. Comparison between model projections and corresponding stellar occultation(s) for asteroid (52) Europa.




Fig. A.59. Comparison between model projections and corresponding stellar occultation(s) for asteroid (41) Daphne.




Fig. A.60. Comparison between model projections and corresponding stellar occultation(s) for asteroid (43) Ariadne.




Fig. A.64. Comparison between model projections and corresponding stellar occultation(s) for asteroid (54) Alexandra.




Fig. A.69. Comparison between model projections and corresponding stellar occultation(s) for asteroid (89) Julia.




Fig. A.65. Comparison between model projections and corresponding stellar occultation(s) for asteroid (80) Sappho.




Fig. A.70. Comparison between model projections and corresponding stellar occultation(s) for asteroid (93) Minerva.




Fig. A.66. Comparison between model projections and corresponding stellar occultation(s) for asteroid (85) Io.




Fig. A.71. Comparison between model projections and corresponding stellar occultation(s) for asteroid (94) Aurora. We show the fit for both pole solutions.

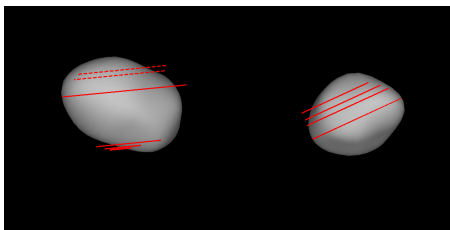


Fig. A.67. Comparison between model projections and corresponding stellar occultation(s) for asteroid (87) Sylvia.




Fig. A.72. Comparison between model projections and corresponding stellar occultation(s) for asteroid (107) Camilla.

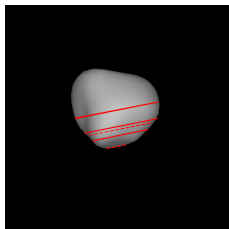


Fig. A.68. Comparison between model projections and corresponding stellar occultation(s) for asteroid (88) Thisbe.




Fig. A.73. Comparison between model projections and corresponding stellar occultation(s) for asteroid (129) Antigone.




Fig. A.74. Comparison between model projections and corresponding stellar occultation(s) for asteroid (135) Hertha.

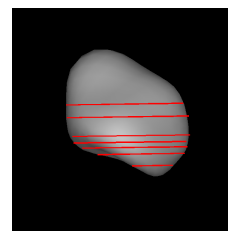


Fig. A.79. Comparison between model projections and corresponding stellar occultation(s) for asteroid (360) Carlova.

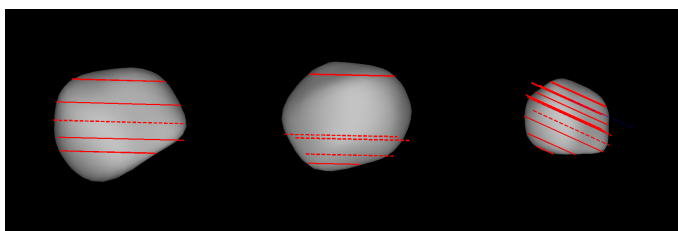


Fig. A.75. Comparison between model projections and corresponding stellar occultation(s) for asteroid (144) Vibia.

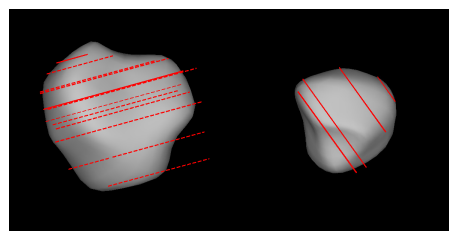


Fig. A.80. Comparison between model projections and corresponding stellar occultation(s) for asteroid (386) Siegena.

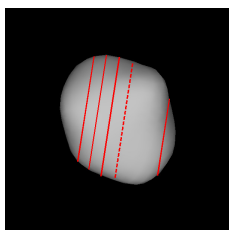


Fig. A.76. Comparison between model projections and corresponding stellar occultation(s) for asteroid (165) Loreley.

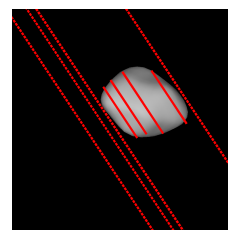


Fig. A.81. Comparison between model projections and corresponding stellar occultation(s) for asteroid (387) Aquitania.

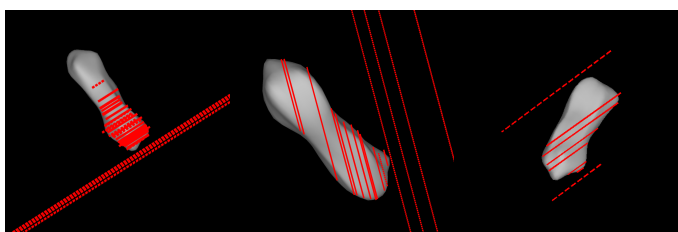


Fig. A.77. Comparison between model projections and corresponding stellar occultation(s) for asteroid (216) Kleopatra.

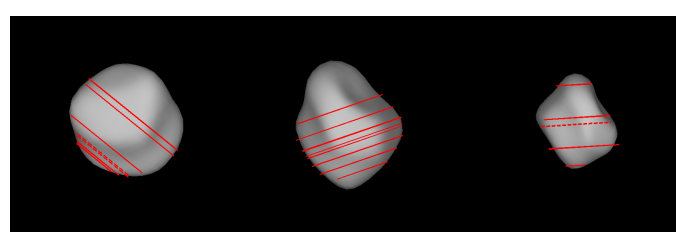


Fig. A.82. Comparison between model projections and corresponding stellar occultation(s) for asteroid (409) Aspasia.

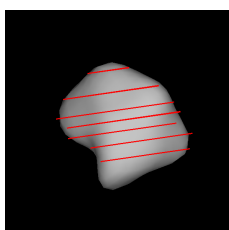


Fig. A.78. Comparison between model projections and corresponding stellar occultation(s) for asteroid (233) Asterope.

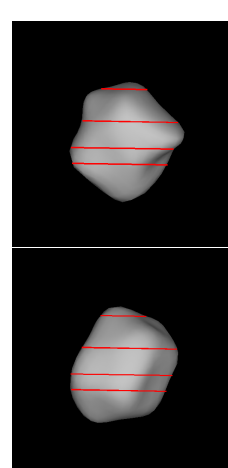


Fig. A.83. Comparison between model projections and corresponding stellar occultation(s) for asteroid (419) Aurelia. We show the fit for both pole solutions.

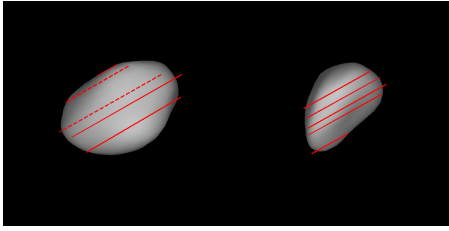


Fig. A.84. Comparison between model projections and corresponding stellar occultation(s) for asteroid (471) Papagena.




Fig. A.85. Comparison between model projections and corresponding stellar occultation(s) for asteroid (532) Herculina.

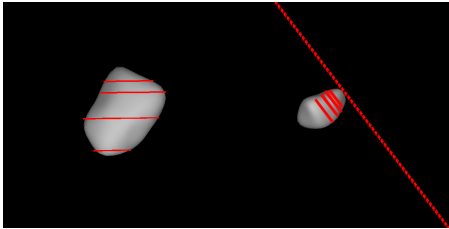


Fig. A.86. Comparison between model projections and corresponding stellar occultation(s) for asteroid (849) Ara.