



HAL
open science

Revisiting the reactivity between HCO and CH₃ on interstellar grain surfaces

J. Enrique-Romero, S. Álvarez-Barcia, F. J. Kolb, A. Rimola, C. Ceccarelli, N. Balucani, J. Meisner, P. Ugliengo, T. Lamberts, J. Kästner

► **To cite this version:**

J. Enrique-Romero, S. Álvarez-Barcia, F. J. Kolb, A. Rimola, C. Ceccarelli, et al.. Revisiting the reactivity between HCO and CH₃ on interstellar grain surfaces. *Monthly Notices of the Royal Astronomical Society*, 2020, 493, pp.2523-2527. 10.1093/mnras/staa484 . insu-03705213

HAL Id: insu-03705213

<https://insu.hal.science/insu-03705213>

Submitted on 21 Jul 2023

HAL is a multi-disciplinary open access archive for the deposit and dissemination of scientific research documents, whether they are published or not. The documents may come from teaching and research institutions in France or abroad, or from public or private research centers.

L'archive ouverte pluridisciplinaire **HAL**, est destinée au dépôt et à la diffusion de documents scientifiques de niveau recherche, publiés ou non, émanant des établissements d'enseignement et de recherche français ou étrangers, des laboratoires publics ou privés.

Revisiting the reactivity between HCO and CH₃ on interstellar grain surfaces

J. Enrique-Romero,^{1,2★} S. Álvarez-Barcia,³ F. J. Kolb,³ A. Rimola,^{2★} C. Ceccarelli¹,
N. Balucani¹,^{1,4,5} J. Meisner,^{3,6,7} P. Ugliengo¹,⁸ T. Lamberts¹,^{3,9} and J. Kästner¹,³

¹Univ. Grenoble Alpes, CNRS, Institut de Planétologie et d'Astrophysique de Grenoble (IPAG), F-38000 Grenoble, France

²Departament de Química, Universitat Autònoma de Barcelona, E-08193 Bellaterra, Catalonia, Spain

³Institut für Theoretische Chemie, Universität Stuttgart, Pfaffenwaldring 55, D-70569 Stuttgart, Germany

⁴Dipartimento di Chimica, Biologia e Biotecnologie, Università degli Studi di Perugia, Via Elce di Sotto 8, I-06123 Perugia, Italy

⁵Osservatorio Astrofisico di Arcetri, Largo E. Fermi 5, I-50125 Firenze, Italy

⁶Department of Chemistry and The PULSE Institute, Stanford University, Stanford, CA 94305, USA

⁷SLAC National Accelerator Laboratory, Menlo Park, CA 94025, USA

⁸Dipartimento di Chimica and Nanostructured Interfaces and Surfaces (NIS), Università degli Studi di Torino, Via P. Giuria 7, I-10125 Torino, Italy

⁹Leiden Institute of Chemistry, Gorlaeus Laboratories, Leiden University, PO Box 9502, NL-2300 RA Leiden, the Netherlands

Accepted 2020 February 14. Received 2020 February 14; in original form 2019 December 11

ABSTRACT

The formation of interstellar complex organic molecules is currently thought to be dominated by the barrierless coupling between radicals on the interstellar icy grain surfaces. Previous standard density functional theory (DFT) results on the reactivity between CH₃ and HCO on amorphous water surfaces showed that the formation of CH₄ + CO by H transfer from HCO to CH₃ assisted by water molecules of the ice was the dominant channel. However, the adopted description of the electronic structure of the biradical (i.e. CH₃/HCO) system was inadequate [without the broken-symmetry (BS) approach]. In this work, we revisit the original results by means of BS-DFT both in gas phase and with one water molecule simulating the role of the ice. Results indicate that the adoption of BS-DFT is mandatory to describe properly biradical systems. In the presence of the single water molecule, the water-assisted H transfer exhibits a high energy barrier. In contrast, CH₃CHO formation is found to be barrierless. However, direct H transfer from HCO to CH₃ to give CO and CH₄ presents a very low energy barrier, hence being a potential competitive channel to the radical coupling and indicating, moreover, that the physical insights of the original work remain valid.

Key words: astrochemistry – molecular processes – ISM: clouds – ISM: molecules.

1 INTRODUCTION

Interstellar complex organic molecules (iCOMs) are usually defined as compounds of 6–13 atoms in which at least one is C (Herbst & van Dishoeck 2009; Ceccarelli et al. 2017; Herbst 2017). They are complex only from the astronomical point of view, while they are the simplest organic compounds according to terrestrial standards. Since terrestrial life is based on organic chemistry, the existence of iCOMs is of fundamental importance to ultimately understand the possible astrochemical origins of life.

iCOMs are widespread in the Universe. They have been detected in a great variety of astrophysical objects like star-forming regions (e.g. Rubin et al. 1971; Cazaux et al. 2003; Kahane et al. 2013; Mendoza et al. 2014; López-Sepulcre et al. 2015; Belloche et al.

2017; Ligterink et al. 2017; McGuire et al. 2018), in the circumstellar envelopes of AGB stars (Cernicharo, Guélin & Kahane 2000), shocked regions (Arce et al. 2008; Codella et al. 2017; Lefloch et al. 2017), and even in external galaxies (Muller et al. 2013). Despite their presence has been known for decades, how iCOMs are synthesized is still an open question and under debate (Herbst & van Dishoeck 2009; Caselli & Ceccarelli 2012; Woods et al. 2013; Balucani, Ceccarelli & Taquet 2015; Fedoseev et al. 2015; Enrique-Romero et al. 2016; Butscher et al. 2017; Gal et al. 2017; Rivilla et al. 2017; Vasyunin et al. 2017; Rimola et al. 2018; Butscher et al. 2019; Enrique-Romero et al. 2019; Lamberts et al. 2019). Two different paradigms have been proposed: (i) on the surfaces of grains (either during the cold pre-stellar or warmer collapse phase (e.g. Garrod & Herbst 2006; Woods et al. 2013; Fedoseev et al. 2015; Öberg 2016), and (ii) through reactions in the gas phase (e.g. Charnley, Tielens & Millar 1992; Balucani et al. 2015; Skouteris et al. 2018). The first paradigm assumes that whenever two radicals (e.g. created by UV photon and/or cosmic ray incidences) are in

* E-mail: juan.enrique-romero@univ-grenoble-alpes.fr (JER); albert.rimola@uab.cat (AR)

close proximity (e.g. because of their diffusion) they can react to form iCOMs in a barrierless way. In the second one, iced simple hydrogenated molecules are released into the gas phase (e.g. due to thermal desorption), where they react to form iCOMs through gas-phase reactions. Interestingly, a review on the formation of iCOMs on interstellar grain surfaces investigated by means of quantum chemical calculations has recently appeared (Zamirri et al. 2019).

Currently, the ‘on-surface’ paradigm is the scheme mostly adopted in astrochemical models. However, a first theoretical study of the reactivity of HCO and CH₃ on an amorphous water surface (AWS), which is the bulk of the ices that envelope interstellar grains in cold objects, showed that the combination of these two radicals does not necessarily lead to the formation of the iCOM acetaldehyde (CH₃CHO) (Enrique-Romero et al. 2016). This unexpected result called for and was followed by other studies of different systems and with different computational methods. First, Rimola et al. (2018) and Enrique-Romero et al. (2019) studied the formation of formamide (NH₂CHO) and acetaldehyde by reactions between HCO and NH₂ and HCO and CH₃ on an AWS model by means of static quantum chemical calculations. Subsequently, Lamberts et al. (2019) studied the formation of acetaldehyde by reaction between HCO and CH₃ on a CO-pure ice model by means of *ab initio* molecular dynamics simulations. The three works confirmed the main finding by Enrique-Romero et al. (2016), namely that the reactivity between the radical pairs does not lead exclusively to the formation of the iCOMs, but the formation of CO + NH₃ and CO + CH₄ via direct H abstraction can also take place. In view of these results, the formation of iCOMs via the barrierless radical–radical combination scheme still needs to be validated.

In this article, we aim to revise the first calculations carried out on the CH₃ + HCO system (Enrique-Romero et al. 2016), which were based on the standard density functional theory (DFT) approach. Since then, it has become clear that an improved treatment of the radical spins is necessary (Rimola et al. 2018; Enrique-Romero et al. 2019). The article is organized as follows: In Section 2, we review the treatment of the spins of a biradical system, in Section 3 we provide the details of the new computations carried out in this article, in Section 4 we show the results, and in Section 5 we discuss the conclusions.

2 WHY A BETTER TREATMENT OF THE BIRADICAL WAVEFUNCTION IS NEEDED

In a previous work by some of us (Enrique-Romero et al. 2016), the reactivity between HCO and CH₃ in the gas phase and on AWS modelled by H₂O ice clusters was theoretically studied with standard DFT calculations. In the gas-phase model,¹ different synthetic channels were identified, namely the formation of acetaldehyde (CH₃CHO), CO + CH₄, and CH₃OCH, the occurrence of which being determined by the relative orientation of the radicals. In contrast, on the AWS models, a hydrogen-atom relay mechanism assisted by water molecules of the ice led to the exclusive formation of CO + CH₄.

The electronic ground state for the CH₃CHO, CO + CH₄, and CH₃OCH products is a singlet wavefunction as they are closed-shell systems. Conversely, the HCO and CH₃ radicals are open-

shell doublet systems due to their unpaired electron, while a system consisting of the two radicals (i.e. HCO and CH₃ together) can be either in triplet or singlet electronic states (the spins of the unpaired electrons can be of the same sign or of opposite signs, respectively). The triplet state is electronically non-reactive due to the Pauli repulsion. In contrast, the singlet state (usually referred to as a biradical system) is reactive because of the opposite spin signs. The description of the electronic structure of biradical states requires a wavefunction composed of more than one Slater determinant to recover static correlation. In the wavefunction-based post-Hartree–Fock (post-HF) realm, this can be described by multiconfigurational self-consistent field (MCSCF) methods, such as the complete active space self-consistent field (CASSCF), or the so-called multireference methods like the complete active space perturbation theory (CASPTn) ones. In CASSCF, a particular number of electrons (N) are distributed between all possible (namely, ground and excited) configurations that can be constructed from M molecular orbitals, i.e. a (N, M) active space. It is worth mentioning that one has to pay special care when deciding the orbitals to include in the active space, since the resulting wavefunction could erroneously describe the system under study. CASPTn is an improvement over CASSCF(N, M) where a perturbative expansion is further performed in order to retrieve more dynamic electron correlation. On the other hand, such a multireference character cannot be obtained from normal Kohn–Sham DFT. Instead, the electronic structure of biradicals can be approximated by an unrestricted open-shell wavefunction with the broken-(spin)-symmetry *ansatz*, where a triplet state is mixed with a combination of ground and excited singlet states in order to obtain an electron-correlated wavefunction (Noodleman 1981; Noodleman & Baerends 1984; Neese 2004).

Calculations by Enrique-Romero et al. (2016) were performed in an open-shell formalism, but after publication we realized that the initial guess wavefunctions remained in a metastable, symmetric state with spin-up and spin-down orbitals being equally mixed (i.e. spin analysis indicated 50 per cent of spin-up and 50 per cent of spin-down in both radicals and the total spin density being zero), thus resembling a closed-shell solution. Compared to that, the actual broken-symmetry (BS) wavefunction leads to a significant stabilization of the reactants, which changes the results qualitatively. Thus, this work aims to revise some of the original results using the DFT BS solution, showing, moreover, that it agrees reasonably well with those at the CASPT2 level.

3 COMPUTATIONAL DETAILS

All DFT calculations were performed using the GAUSSIAN09 package (Frisch et al. 2009), while post-HF multiconfigurational and multireference calculations were carried out with the OPENMOLCAS 18.09 software (Karlström et al. 2003; Aquilante et al. 2010; Aquilante et al. 2016; Fernandez Galván et al. 2019).

DFT geometry optimizations and transition state searches were carried out with (i) the M06-2X (Zhao & Truhlar 2008) and (ii) B3LYP-D3 (i.e. B3LYP; Lee, Yang & Parr 1988; Becke 1993) including the Grimme’s D3 dispersion correction (Grimme 2006; Grimme et al. 2010) functionals, in combination with a def2-TZVPD basis set. Structures with triplet electronic states were simulated with open-shell calculations based on an unrestricted formalism. Singlet biradical systems were calculated adopting an unrestricted BS approach. For the sake of comparison, for some cases, single point energy calculations adopting standard (i.e. non-BS) unrestricted (U) formalisms have also been carried out.

¹We loosely use the term ‘gas phase’ to refer to systems where no water molecule is involved. The reader has to bear in mind that these reactions cannot take place in the ISM unless a third body (i.e. the grain) absorbs the released nascent energy.

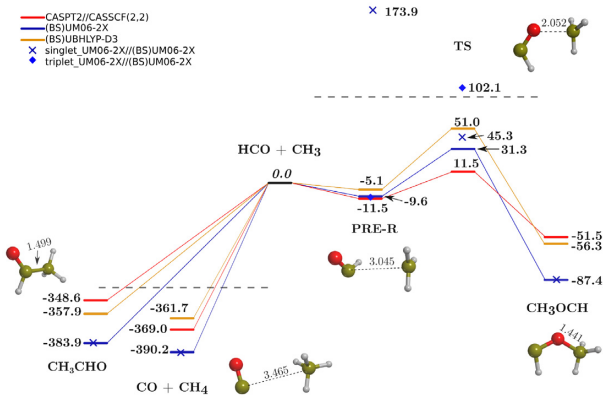


Figure 1. PESs at different DFT levels and at CASPT2 for the reactivity between CH₃ and HCO to form CH₃OCH (right side panel) or CO + CH₄ and CH₃CHO (left side panel). The energy reference 0.0 is the HCO + CH₃ asymptote. The dashed horizontal lines indicate broken vertical axis. PRE-R refers to the pre-reactant complexes and TS to the transition states. Single point energies at singlet and triplet UM06-2X levels on the (BS)UM06-2X optimized geometries are also shown. The presented structures correspond to the (BS)UM06-2X optimized geometries except for PRE-R, which is the triplet UM06-2X optimized geometry. Energy units are in kJ mol⁻¹ and distances are in Å. We have also checked the triplet state of the CH₃OCH product resulting in 80 kJ mol⁻¹ higher in energy than the singlet state and an energy barrier for its formation of about 55 kJ mol⁻¹ higher than the singlet case (UM06-2X theory level).

CASSCF geometry optimizations and transition state searches were performed using a (2,2) active space, corresponding to the radical unpaired electrons in their respective orbitals. Reaction energetics were refined by performing CASPT2 single point energy calculations on the CASSCF(2,2) optimized geometries. In both cases, the cc-pVDZ basis set was employed. For the sake of clarity, here we only show the CASPT2 results, the CASSCF(2,2) ones being available as online supporting information (SI).

Since the scope of this work is to revise the electronic structure of the biradical systems, only electronic energy values are reported and accordingly zero-point energy corrections were not accounted for here.

Input file examples for this kind of calculations are provided in SI.

4 RESULTS

4.1 Reactions in the gas phase

In the gas phase, in agreement to the previous work Enrique-Romero et al. (2016), the nature of the final product depends on the relative initial orientations of the reactants. When the C atoms of the two radicals are pointing one to each other (i.e. H₃C...CHO), they couple to form CH₃CHO; similarly, when the H atom of the HCO is pointing to the C atom of CH₃ (i.e. OCH...CH₃), H is transferred to form CO + CH₄. Both processes have been found to be barrierless, irrespective of the method (i.e. BS-DFT and MCSCF; see the left-hand side of Fig. 1).

On the other hand, when the O atom of HCO points towards the C atom of CH₃ (i.e. HCO...CH₃), the carbene CH₃OCH species can form. For this case, however, BS-DFT calculations indicate that the biradical system is metastable. Consequently, the formation of CH₃OCH is not spontaneous but it requires overcoming an energy barrier of 31.3 and 51.0 kJ mol⁻¹ at the (BS)UM06-2X and (BS)UBHLYP-D3 levels, respectively. The same trend is found for CASPT2 calculations with an energy barrier of 11.5 kJ mol⁻¹

(see the right-hand side of Fig. 1). It is worth mentioning that, for the formation of CH₃OCH, U single point calculations on the (BS)UM06-2X optimized geometries (without considering the BS approach) result in the spontaneous formation of CH₃OCH, leading to the same result as for the restricted situation (see singlet_UM06-2X energies in Fig. 1 represented by blue crosses). This is because the singlet UM06-2X initial guess wavefunction does not consider the reactant as an actual biradical system but the unpaired electrons are localized 50 per cent spin-up and 50 per cent spin-down in one radical and the same for the other radical, resembling an electronic closed-shell situation. This excited initial guess wavefunction is about 173.9 kJ mol⁻¹ less stable than the asymptote (0.0 kJ mol⁻¹, corresponding to the situation where the radicals are infinitely separated) and hence the system rolls down to the most stable closed-shell situation. Similarly, single points at the triplet UM06-2X level on the (BS)UM06-2X optimized geometries are also shown in Fig. 1 (represented by blue diamonds). We want to stress out that triplet-state wavefunctions do not require the use of the BS *ansatz* as single-reference methods like UDFT already provide good descriptions of such open-shell systems, thanks to Pauli's exclusion principle.

4.2 Reactions in the presence of one water molecule

For the reactivity between CH₃ and HCO in the presence of one water molecule, we have studied the reactions of CH₃CHO formation through a radical-radical coupling (Rc) and the formation of CO + CH₄ through both a direct hydrogen abstraction (dHa), i.e. the H transfer is direct from HCO to CH₃, and a water-assisted hydrogen transfer (wHt), i.e. the H transfer is assisted by the water molecule, which allows a successive H-transfer mechanism OC·H...HO·H...CH₃.

In Enrique-Romero et al. (2016), it was shown that, in the presence of (H₂O)₁₈ and (H₂O)₃₃ water cluster models, the wHt was found to be barrierless, i.e. the assisted H transfer occurred spontaneously during the optimization process, a finding that led the authors to conclude that this channel was the dominant one over the others. However, we identified that such a spontaneous process is a consequence of the limitation of standard DFT to describe the electronic structure of biradical systems if the BS approach is not adopted.

By adopting BS-DFT, we have found here that for both the (BS)UM06-2X and (BS)UBHLYP-D3 methods, Rc is a barrierless process (see Fig. 2).

The PESs for the dHa and wHt processes at the different theory levels are shown in Fig. 3. At (BS)UM06-2X and (BS)UBHLYP-D3 levels, dHa presents a small energy barrier (2.4 and 5.1 kJ mol⁻¹, respectively). In contrast, wHt presents a high energy barrier (58.2 and 73.3 kJ mol⁻¹, respectively), indicating that it is not spontaneous. Similar findings are provided by CASPT2, which predicts energy barriers of 1.3 and 36.1 kJ mol⁻¹ for dHa and wHt, respectively. In contrast, U single point energy calculations on the (BS)UM06-2X optimized geometries without considering the BS approach describe both dHa and wHt as spontaneous processes (see singlet_UM06-2X energies in Fig. 3 represented by blue crosses), in which the reactant structures lay above the actual reactants by more than 200 and 250 kJ mol⁻¹, respectively. This is because the singlet UM06-2X calculation starts from a non-symmetry broken initial guess wavefunction, hence yielding the same wavefunction as a restricted (i.e. closed-shell) M06-2X calculation. This calculated closed-shell wavefunction can be understood as an electronically excited state, in which the electronic structure has a significant contribution of an ionic state: a protonated CO molecule (HCO⁺)

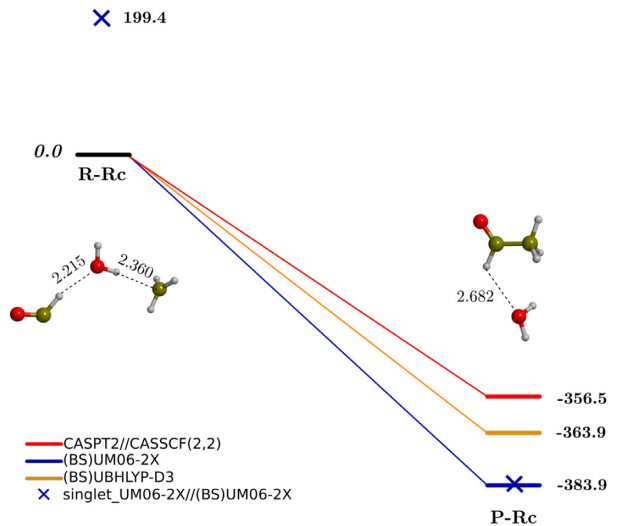


Figure 2. PESs at different DFT levels and at CASPT2 for the Rc reaction between CH_3 and HCO in the presence of one water molecule. The 0th energy reference corresponds to the pre-reactant complex (R-Rc). Single point energies at the singlet UM06-2X level on the (BS)UM06-2X optimized geometries are also shown. The structures presented in this figure are those corresponding to the (BS)UM06-2X optimized geometries. Energy units are in kJ mol^{-1} and distances are in Å .

and a negatively charged CH_3 species (CH_3^-). This ionic state is an ideal situation to trigger a Grotthus-like mechanism, in which the ‘extra’ proton of HCO^+ is transferred through the assisting water molecule to the ‘proton-defective’ CH_3^- . These results confirm again the need to use the BS-DFT approach to properly describe biradical systems.

5 CONCLUSIONS

This work is a revision note of a previous work by some of us (Enrique-Romero et al. 2016), in which the reactivity of the same system, i.e. $\text{CH}_3 + \text{HCO}$, has been studied using DFT methods adopting an unrestricted BS approach [i.e. (BS)UM06-2X and (BS)UBHLYP-D3] as well as post-HF multiconfigurational and multireference methods [i.e. CASSCF(2,2) and CASPT2]. In the original work, the DFT BS formalism was not adopted, hence seriously affecting the description of the electronic structure of the CH_3/HCO biradical system. The main conclusions of this work are summarized as follows:

(i) When the unrestricted DFT formalism is used without adopting the BS approach to describe the electronic structure of biradical systems, the initial guess wavefunction may collapse into a restricted closed-shell solution. If this occurs, the reactivity between two radicals is likely to be wrongly described. In the particular case of the $\text{CH}_3 + \text{HCO}$ reactivity on water ice, calculations indicate that the water-assisted H transfer process is spontaneous.

(ii) Unrestricted BS DFT calculations for biradical systems show qualitatively similar results as those obtained at post-HF multiconfigurational and multireference levels, indicating the suitability of this DFT approach to describe the reactivity of biradical systems.

(iii) In the gas phase, both CH_3CHO and $\text{CO} + \text{CH}_4$ formations are found to be barrierless. In contrast, the formation of the carbene CH_3OCH species has a noticeable barrier.

(iv) In the presence of one water molecule, the wHt reaction is not spontaneous but, in contrast, it has a high energy [58 and 73 kJ mol^{-1}

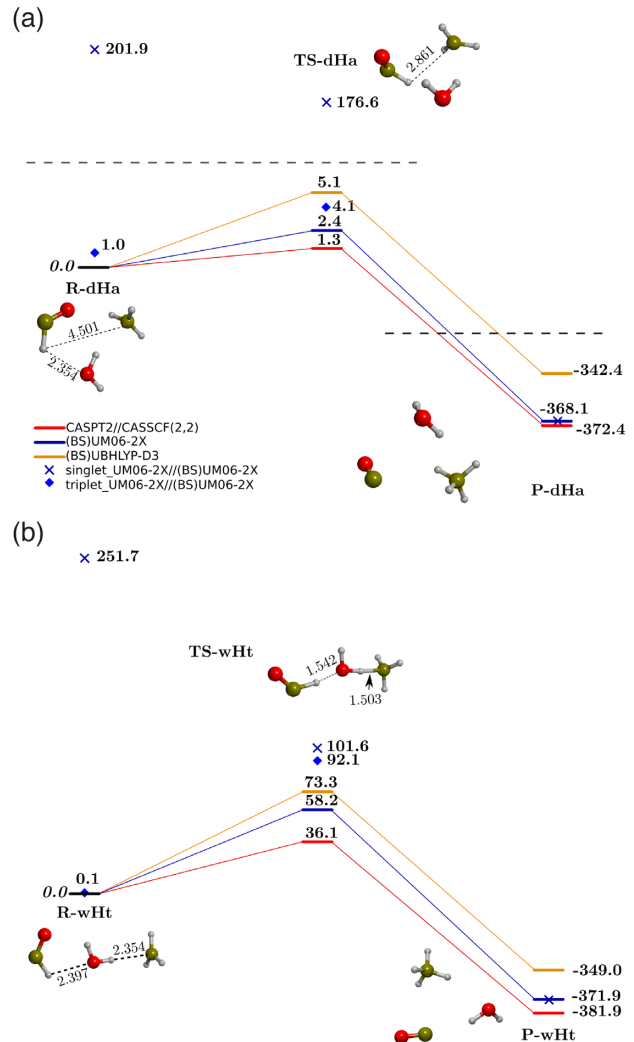


Figure 3. PESs at different DFT levels and at CASPT2 for the reactions of dHa (a) and wHt (b) between CH_3 and HCO in the presence of one water molecule. The 0th energy references are the pre-reactant complexes: R-dHa (a) and R-wHt (b). Single point energies at the singlet UM06-2X and triplet UM06-2X levels on the (BS)UM06-2X optimized geometries are also shown. The dashed horizontal lines indicate broken vertical axis. The presented structures correspond to the (BS)UM06-2X optimized geometries. Energy units are in kJ mol^{-1} and distances are in Å .

at the (BS)M06-2X and (BS)BHLYP-D3 levels]. Accordingly, its occurrence is unlikely under the interstellar conditions. In contrast, the radical–radical coupling is barrierless and the dHa presents a very small energy barrier (5 kJ mol^{-1} at the most). Similar results have been obtained using larger cluster models mimicking the surface of interstellar water ice (Enrique-Romero et al. 2019).

Finally, it is worth mentioning that, despite the limited description of the biradical system in Enrique-Romero et al. (2016), the physical insights provided by that work remain still valid, since it is shown that the biradical reactivity does not necessarily result in the radical–radical coupling product (i.e. the iCOM). Indeed, it is found here that the dHa can actually be a competitive channel, giving the same product as that for the wHt. This finding is in agreement with recent theoretical works dealing with the reactivity of biradical systems on interstellar ice surfaces (Rimola et al. 2018; Enrique-Romero et al. 2019; Lamberts et al. 2019).

ACKNOWLEDGEMENTS

JER and CC acknowledge funding from the European Research Council (ERC) under the European Union's Horizon 2020 research and innovation programme, for the Project 'the Dawn of Organic Chemistry' (DOC), grant agreement no. 741002. AR is indebted to the 'Ramón y Cajal' programme. Ministerio de Economía y Competitividad (MINECO, project CTQ2017-89132-P) and Agència de Gestió d'Ajuts Universitaris i de Recerca (AGAUR, project 2017SGR1323) are acknowledged. TL and JK acknowledge financial support by the European Union's Horizon 2020 research and innovation programme (grant agreement no. 646717, TUNNELCHEM), the Alexander von Humboldt Foundation, and the Netherlands Organisation for Scientific Research (NWO) via a VENI fellowship (722.017.008). We additionally acknowledge the Grenoble Alpes Recherche Infrastructure de Calcul Intensif et de Données (GRICAD, <https://gricad.univ-grenoble-alpes.fr>), which is partly supported by the Equip@Meso project (reference ANR-10-EQPX-29-01) of the programme Investissements d'Avenir supervised by the Agence Nationale pour la Recherche and the HPC resources of the Institut du Développement et des Ressources en Informatique Scientifique (IDRIS) under the allocation 2019-A0060810797 attributed by Grand Equipement National de Calcul Intensif (GENCI). PU and NB acknowledge Ministero dell'Istruzione, dell'Università e della Ricerca (MIUR) and Scuola Normale Superiore (project PRIN 2015, STARS in the CAOS – Simulation Tools for Astrochemical Reactivity and Spectroscopy in the Cyberinfrastructure for Astrochemical Organic Species, cod. 2015F59J3R). This project has received funding from the European Union's Horizon 2020 research and innovation programme under the Marie Skłodowska-Curie grant agreement no. 811312.

REFERENCES

Aquilante F. et al., 2010, *J. Comput. Chem.*, 31, 224
 Aquilante F. et al., 2016, *J. Comput. Chem.*, 37, 506
 Arce H. G., Santiago-García J., Jørgensen J. K., Tafalla M., Bachiller R., 2008, *ApJ*, 681, L21
 Balucani N., Ceccarelli C., Taquet V., 2015, *MNRAS*, 449, L16
 Becke A. D., 1993, *J. Chem. Phys.*, 98, 1372
 Belloche A. et al., 2017, *A&A*, 601, A49
 Butscher T., Duvernay F., Rimola A., Segado-Centellas M., Chiavassa T., 2017, *Phy. Chem. Chem. Phys.*, 19, 2857
 Butscher T., Duvernay F., Danger G., Torro R., Lucas G., Carissan Y., Hagebaum-Reignier D., Chiavassa T., 2019, *MNRAS*, 486, 1953
 Caselli P., Ceccarelli C., 2012, *A&AR*, 20, 56
 Cazaux S., Tielens A. G. G. M., Ceccarelli C., Castets A., Wakelam V., Caux E., Parise B., Teyssier D., 2003, *ApJ*, 593, L51
 Ceccarelli C. et al., 2017, *ApJ*, 850, 176
 Cernicharo J., Guélin M., Kahane C., 2000, *A&AS*, 142, 181
 Charnley S. B., Tielens A. G. G. M., Millar T. J., 1992, *ApJ*, 399, L71
 Codella C. et al., 2017, *A&A*, 605, L3
 Enrique-Romero J., Rimola A., Ceccarelli C., Balucani N., 2016, *MNRAS*, 459, L6
 Enrique-Romero J., Rimola A., Ceccarelli C., Ugliengo P., Balucani N., Skouteris D., 2019, *ACS Earth Space Chem.*, 3, 2158
 Fedoseev G., Cuppen H. M., Ioppolo S., Lamberts T., Linnartz H., 2015, *MNRAS*, 448, 1288
 Fernandez Galván I. et al., 2019, OpenMolcas: From Source Code to Insight. Available at: https://chemrxiv.org/articles/OpenMolcas_From_Source_Code_to_Insight/8234021/1
 Frisch M. J. et al., 2009, Gaussian09, Revision D.01, Gaussian, Inc., Wallingford CT

Gal R. L., Herbst E., Dufour G., Gratier P., Ruaud M., Vidal T. H. G., Wakelam V., 2017, *A&A*, 605, A88
 Garrod R. T., Herbst E., 2006, *A&A*, 457, 927
 Grimme S., 2006, *J. Comput. Chem.*, 27, 1787
 Grimme S., Antony J., Ehrlich S., Krieg H., 2010, *J. Chem. Phys.*, 132, 154104
 Herbst E., 2017, *Int. Rev. Phys. Chem.*, 36, 287
 Herbst E., van Dishoeck E. F., 2009, *ARA&A*, 47, 427
 Kahane C., Ceccarelli C., Faure A., Caux E., 2013, *ApJ*, 763, L38
 Karlström G. et al., 2003, *Comput. Mater. Sci.*, 28, 222
 Lamberts T., Markmeyer M. N., Kolb F. J., Kästner J., 2019, *ACS Earth Space Chem.*, 3, 958
 Lee C., Yang W., Parr R. G., 1988, *Phys. Rev. B*, 37, 785
 Lefloch B., Ceccarelli C., Codella C., Favre C., Podio L., Vastel C., Viti S., Bachiller R., 2017, *MNRAS*, 469, L73
 Ligterink N. F. W. et al., 2017, *MNRAS*, 469, 2219
 López-Sepulcre A., Taquet V., Ceccarelli C., Neri R., Kahane C., Charnley S. B., 2015, in Daisuke I., Ken-ichi T., Alwyn W., Leonardo T., eds, ASP Conf. Ser. Vol. 499, Revolution in Astronomy with ALMA: The Third Year. Astron. Soc. Pac., San Francisco, p. 223
 McGuire B. A., Burkhardt A. M., Kalenskii S., Shingledecker C. N., Remijan A. J., Herbst E., McCarthy M. C., 2018, *Science*, 359, 202
 Mendoza E., Lefloch B., López-Sepulcre A., Ceccarelli C., Codella C., Boechat-Roberty H. M., Bachiller R., 2014, *MNRAS*, 445, 151
 Muller S. et al., 2013, *A&A*, 551, A109
 Neese F., 2004, *J. Phys. Chem. Solids*, 65, 781
 Noodleman L., 1981, *J. Chem. Phys.*, 74, 5737
 Noodleman L., Baerends E. J., 1984, *J. Am. Chem. Soc.*, 106, 2316
 Öberg K. I., 2016, *Chem. Rev.*, 116, 9631
 Rimola A., Skouteris D., Balucani N., Ceccarelli C., Enrique-Romero J., Taquet V., Ugliengo P., 2018, *ACS Earth Space Chem.*, 2, 720
 Rivilla V. M., Beltrán M. T., Cesaroni R., Fontani F., Codella C., Zhang Q., 2017, *A&A*, 598, A59
 Rubin R. H., Swenson G. W., Benson R. C., Tigelaar H. L., Flygare W. H., 1971, *ApJ*, 169, L39
 Skouteris D., Balucani N., Ceccarelli C., Vazart F., Puzzarini C., Barone V., Codella C., Lefloch B., 2018, *ApJ*, 854, 135
 Vasyunin A. I., Caselli P., Dulieu F., Jiménez-Serra I., 2017, *ApJ*, 842, 33
 Woods P. M., Slater B., Raza Z., Viti S., Brown W. A., Burke D. J., 2013, *ApJ*, 777, 90
 Zamirri L., Ugliengo P., Ceccarelli C., Rimola A., 2019, *ACS Earth Space Chem.*, 3, 1499
 Zhao Y., Truhlar D. G., 2008, *Acc. Chem. Res.*, 41, 157

SUPPORTING INFORMATION

Supplementary data are available at *MNRAS* online.

Appendix A.

Please note: Oxford University Press is not responsible for the content or functionality of any supporting materials supplied by the authors. Any queries (other than missing material) should be directed to the corresponding author for the article.

APPENDIX A: ONLINE MATERIAL

In the online material file, we provide: (i) the absolute energies (in Hartrees) of the reactions presented in this work, (ii) some input examples for GAUSSAIN and OPENMOLCAS calculations, and (iii) the XYZ Cartesian coordinates of the structures presented in the work.

This paper has been typeset from a $\text{\TeX}/\text{\LaTeX}$ file prepared by the author.