



**HAL**  
open science

# A solution to the overdamping problem when simulating dust-gas mixtures with smoothed particle hydrodynamics

Daniel J. Price, Guillaume Laibe

► **To cite this version:**

Daniel J. Price, Guillaume Laibe. A solution to the overdamping problem when simulating dust-gas mixtures with smoothed particle hydrodynamics. *Monthly Notices of the Royal Astronomical Society*, 2020, 495, pp.3929-3934. 10.1093/mnras/staa1366 . insu-03711463

**HAL Id: insu-03711463**

**<https://insu.hal.science/insu-03711463v1>**

Submitted on 7 Jul 2023

**HAL** is a multi-disciplinary open access archive for the deposit and dissemination of scientific research documents, whether they are published or not. The documents may come from teaching and research institutions in France or abroad, or from public or private research centers.

L'archive ouverte pluridisciplinaire **HAL**, est destinée au dépôt et à la diffusion de documents scientifiques de niveau recherche, publiés ou non, émanant des établissements d'enseignement et de recherche français ou étrangers, des laboratoires publics ou privés.

# A solution to the overdamping problem when simulating dust–gas mixtures with smoothed particle hydrodynamics

Daniel J. Price<sup>1</sup>   and Guillaume Laibe<sup>2</sup>

<sup>1</sup>*School of Physics and Astronomy, Monash University, Clayton, Vic 3800, Australia*

<sup>2</sup>*Univ Lyon, Univ Lyon1, Ens de Lyon, CNRS, Centre de Recherche Astrophysique de Lyon UMR5574, F-69230 Saint-Genis-Laval, France*

Accepted 2020 May 8. Received 2020 April 30; in original form 2020 January 25

## ABSTRACT

We present a fix to the overdamping problem found by Laibe & Price when simulating strongly coupled dust–gas mixtures using two different sets of particles using smoothed particle hydrodynamics. Our solution is to compute the drag at the barycentre between gas and dust particle pairs when computing the drag force by reconstructing the velocity field, similar to the procedure in Godunov-type solvers. This fixes the overdamping problem at negligible computational cost, but with additional memory required to store velocity derivatives. We employ slope limiters to avoid spurious oscillations at shocks, finding the van Leer Monotonized Central limiter most effective.

**Key words:** hydrodynamics – methods: numerical – protoplanetary discs – dust, extinction.

## 1 INTRODUCTION

In Laibe & Price (2012a), (2012b) (hereafter LP12a,b) we found three problems when using Lagrangian particles to simulate the dust component of dust–gas mixtures: (i) artificial trapping of dust particles below the gas resolution, (ii) overdamping of waves and slow convergence at high drag, requiring prohibitive spatial resolution, (iii) time-stepping, requiring time-steps shorter than the stopping time, or an implicit scheme (e.g. Monaghan 1997, 2020; Bai & Stone 2010; Miniati 2010; Lorén-Aguilar & Bate 2014; Yang & Johansen 2016; Stoyanovskaya et al. 2018)

In our 2012 study, using smoothed particle hydrodynamics (SPH; Monaghan 1992), we found our numerical solutions for linear waves to be overdamped compared to the analytic solution when the drag between dust and gas was high, i.e. for small grains. Miniati (2010) similarly found only first-order accuracy in the stiff regime when simulating dust as particles and gas on a grid (see also Yang & Johansen 2016). This is the ‘overdamping problem’.

In Laibe & Price (2014a,b), we solved this problem by re-writing the dust/gas equations to describe a single fluid mixture (i.e. as a single set of SPH particles with an evolving dust fraction). This approach avoids the overdamping problem but the mixture approach is only suitable for small grains. Stoyanovskaya et al. (2018) showed that overdamping could be avoided even with dust and gas as particles by interpolating the dust and gas velocities to a common spatial position. Our approach is based on a similar idea.

In this paper, we show that the overdamping problem in SPH can be solved by applying ideas from finite volume codes, namely reconstruction of the velocity field between pairs of gas and dust particles.

## 2 METHODS

### 2.1 Continuum equations

Consider a gas and dust mixture represented by two different types of particles. The momentum and energy equations are

$$\frac{\partial \mathbf{v}_g}{\partial t} + (\mathbf{v}_g \cdot \nabla) \mathbf{v}_g = -\frac{\nabla P_g}{\rho_g} + \frac{K}{\rho_g} (\mathbf{v}_d - \mathbf{v}_g), \quad (1)$$

$$\frac{\partial \mathbf{v}_d}{\partial t} + (\mathbf{v}_d \cdot \nabla) \mathbf{v}_d = -\frac{K}{\rho_d} (\mathbf{v}_d - \mathbf{v}_g), \quad (2)$$

$$\frac{\partial u_g}{\partial t} + (\mathbf{v}_g \cdot \nabla) u_g = -\frac{P_g}{\rho_g} (\nabla \cdot \mathbf{v}_g) + \frac{K}{\rho_g} (\mathbf{v}_d - \mathbf{v}_g)^2. \quad (3)$$

### 2.2 SPH equations

Our SPH algorithm follows LP12a,b in everything except the discrete form of the drag terms. We replace these with

$$\frac{d\mathbf{v}_a}{dt} \Big|_{\text{drag}} = +\nu \sum_i \frac{m_i}{(\rho_i + \rho_a) t_s^{ai}} (\mathbf{v}_{ai}^* \cdot \hat{\mathbf{r}}_{ai}) \hat{\mathbf{r}}_{ai} D_{ai}(h), \quad (4)$$

$$\frac{d\mathbf{v}_i}{dt} \Big|_{\text{drag}} = -\nu \sum_a \frac{m_a}{(\rho_a + \rho_i) t_s^{ai}} (\mathbf{v}_{ai}^* \cdot \hat{\mathbf{r}}_{ai}) \hat{\mathbf{r}}_{ai} D_{ai}(h), \quad (5)$$

$$\frac{du_a}{dt} \Big|_{\text{drag}} = \nu \sum_i \frac{m_i}{(\rho_a + \rho_i) t_s^{ai}} (\mathbf{v}_{ai}^* \cdot \hat{\mathbf{r}}_{ai}) (\mathbf{v}_{ai} \cdot \hat{\mathbf{r}}_{ai}) D_{ai}(h), \quad (6)$$

where the index  $a$  refers to gas particles while  $i$  refers to dust particles,  $\nu$  is the number of dimensions,  $\mathbf{v}_{ai} \equiv \mathbf{v}_a - \mathbf{v}_i$ ,  $\mathbf{r}_{ai} \equiv \mathbf{r}_a - \mathbf{r}_i$ ,  $D_{ai}(h) \equiv D(|\mathbf{r}_{ai}|, \max[h_a, h_i])$  is a double-humped kernel (LP12a), and the stopping time is defined via

$$t_s^{ai} \equiv \frac{\rho_a \rho_i}{K(\rho_a + \rho_i)}, \quad (7)$$

where density is only computed using neighbours of the same type (i.e. gas density on gas particles and dust density on dust particles).

\* E-mail: [daniel.price@monash.edu](mailto:daniel.price@monash.edu)

Here we assume  $K$  constant, but in general  $t_s$  may be set according to a physical drag law e.g. Epstein drag. The only difference in our formulation of the drag terms compared to LP12a is that we use a reconstructed velocity for the interaction between particle pairs denoted  $\mathbf{v}^*$ , rather than the velocity at the position of the particle itself. This improves the estimate of the local differential velocity.

### 2.3 Reconstruction

We reconstruct the velocity for each particle pair ( $a, i$ ) using

$$\mathbf{v}_a^* = \mathbf{v}_a + (\mathbf{r}^* - \mathbf{r}_a)^\beta \frac{\partial \mathbf{v}_a}{\partial \mathbf{r}_a^\beta}, \quad (8)$$

$$\mathbf{v}_i^* = \mathbf{v}_i + (\mathbf{r}^* - \mathbf{r}_i)^\beta \frac{\partial \mathbf{v}_i}{\partial \mathbf{r}_i^\beta}, \quad (9)$$

where to avoid confusion with particle labels we use  $\alpha, \beta$ , and  $\gamma$  to refer to tensor indices, with repeated tensor indices implying summation. At the barycentre between the particles  $a$  and  $i$  – i.e. at  $\mathbf{r}^* = \mathbf{r}_a + \mu_{ai}\mathbf{r}_{ai} = \mathbf{r}_i - \mu_{ia}\mathbf{r}_{ai}$ , these relations combine to

$$\mathbf{v}_{ai}^* \cdot \hat{\mathbf{r}}_{ai} = \mathbf{v}_{ai} \cdot \hat{\mathbf{r}}_{ai} - \mu_{ai} |\mathbf{r}_{ai}| (S_{ai} + S_{ia}), \quad (10)$$

where  $S_{ai} \equiv \hat{\mathbf{r}}_{ai}^\alpha \hat{\mathbf{r}}_{ai}^\beta \frac{\partial v_a^\alpha}{\partial r_a^\beta}$  and  $\mu_{ai} = m_a/(m_a + m_i)$ . Velocity gradients are computed using an exact linear derivative operator (e.g. Price 2012), i.e. by solving the  $3 \times 3$  matrix equation

$$\mathbf{R}_{\beta\gamma} \frac{\partial \mathbf{v}^\alpha}{\partial \mathbf{r}^\gamma} = - \sum_b m_b \mathbf{v}_{ab}^\alpha \nabla^\beta W_{ab}(h_a), \quad (11)$$

where

$$\mathbf{R}_{\beta\gamma} = \sum_b m_b (\mathbf{r}_b - \mathbf{r}_a)^\beta \nabla^\gamma W_{ab}(h_a). \quad (12)$$

The summations on the right-hand side of equations (11) and (12) are computed during the density summation, with the summation index over particles of the same type. We found no difference using the exact linear operator versus the usual SPH derivative.

### 2.4 Slope limiters

The danger with reconstruction is the reintroduction of spurious oscillations when the solution is discontinuous. To prevent this, the factor  $(S_{ai} + S_{ia})$  may be replaced by a slope limiter, i.e. a function  $2f(S_{ai}, S_{ia})$  that preserves monotonicity (van Leer 1974). We explored a range of limiters (e.g. Sweby 1984) including, from the most to the least dissipative, minmod

$$f(a, b) = \begin{cases} \min(|a|, |b|) & a > 0, b > 0 \\ -\min(|a|, |b|) & a < 0, b < 0 \\ 0 & \text{otherwise,} \end{cases} \quad (13)$$

van Leer (van Leer 1977)

$$f(a, b) = \begin{cases} \frac{2ab}{a+b} & ab > 0 \\ 0 & \text{otherwise,} \end{cases} \quad (14)$$

van Leer Monotonized Central (MC) (van Leer 1977)

$$f(a, b) = \begin{cases} \text{sgn}(a) \min(|\frac{1}{2}(a+b)|, 2|a|, 2|b|) & ab > 0 \\ 0 & \text{otherwise,} \end{cases} \quad (15)$$

and Superbee (Sweby 1984; Roe 1986)

$$f(a, b) = \begin{cases} \text{sgn}(a) \max[\min(|b|, 2|a|), \min(2|b|, |a|)] & ab > 0 \\ 0 & \text{otherwise.} \end{cases} \quad (16)$$

### 2.5 Slope limiters and entropy

Slope limiters are usually employed in the context of Total Variation Diminishing (TVD) schemes (Harten 1983), but application of the TVD concept beyond one dimension (1D) or to unstructured/meshfree methods is less clear (e.g. Chiapolino, Saurel & Nkonga 2017). A physical interpretation can be seen from our equation (6). For the drag term to provide a positive definite contribution to the entropy,  $\mathbf{v}_{ai} \cdot \hat{\mathbf{r}}_{ai}$  and  $\mathbf{v}_{ai}^* \cdot \hat{\mathbf{r}}_{ai}$  must have the same sign, such that  $du/dt|_{\text{drag}}$  is positive. Pairwise positivity is not strictly necessary so long as the sum over all neighbours is positive. We tried setting  $\mathbf{v}_{ai}^* \cdot \hat{\mathbf{r}}_{ai} = \mathbf{v}_{ai} \cdot \hat{\mathbf{r}}_{ai}$  if the signs differ, but found this to be more dissipative than using slope limiters (see Fig. 3). We found the van Leer MC limiter to provide the best compromise between monotonicity and dissipation.

## 3 RESULTS

We test our improved algorithm in 1D using the NDSPMHD code (Price 2012) and in 3D using PHANTOM (Price et al. 2018). We use explicit global time-stepping with a leapfrog integrator, the  $M_6$  quintic kernel for the SPH terms with the double hump  $M_6$  employed for the drag terms (LP12a). The results are not sensitive to the choice of kernel, provided a double hump kernel is used for the drag. The time-step was set to 0.9 times the minimum stopping time (we found that setting  $\Delta t = t_s$  exactly as in LP12a could result in instability with reconstruction). We use the van Leer MC limiter unless otherwise specified.

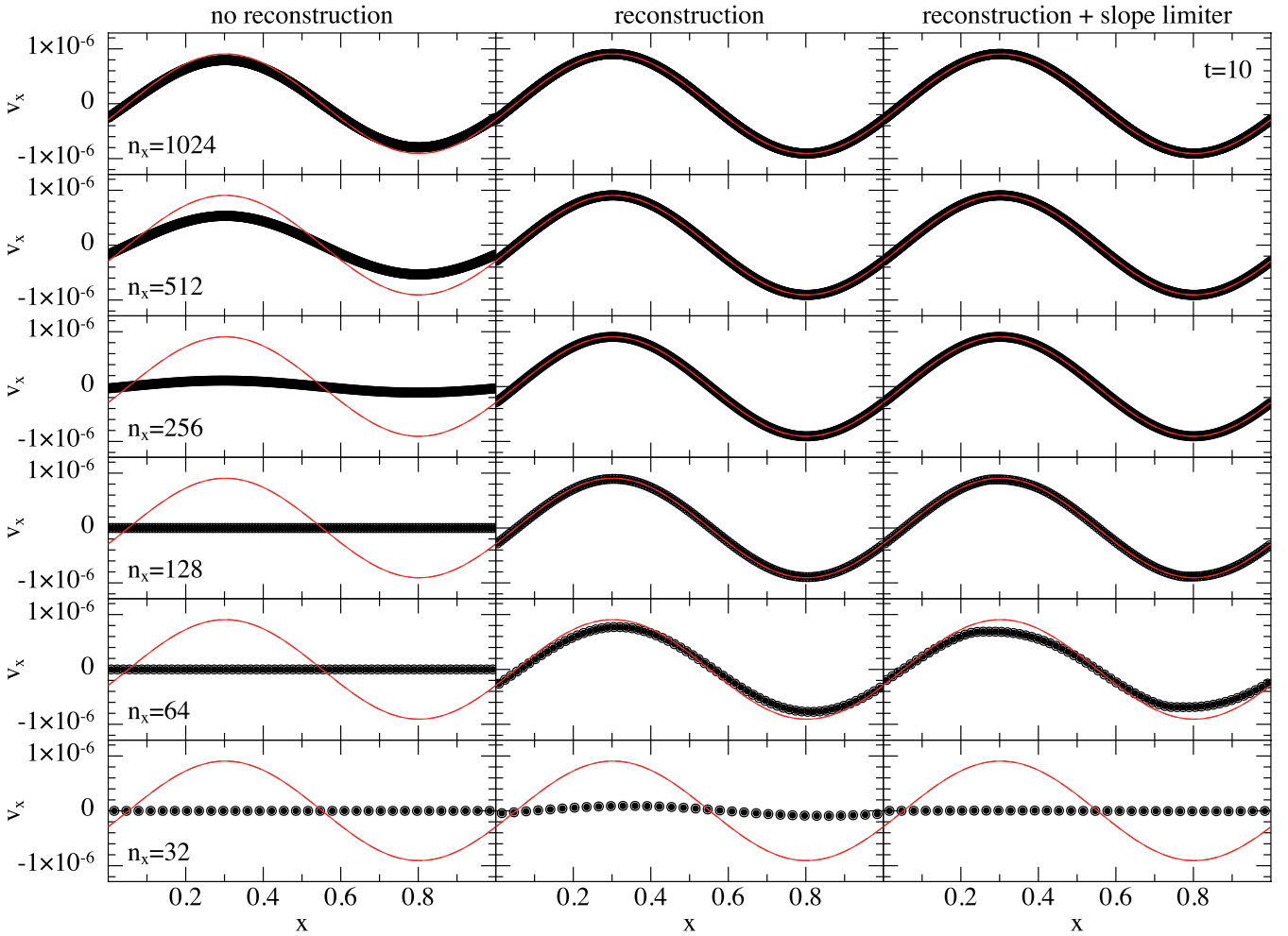
### 3.1 DUSTYWAVE

Fig. 1 shows the results of the DUSTYWAVE described in Laibe & Price (2011), performed using  $2 \times n_x$  particles with a fixed drag coefficient  $K = 1000$ ,  $\rho_g = \rho_d = 1$  and  $c_s = 1$  (giving  $t_s = 5 \times 10^{-4}$ ) and a perturbation amplitude of  $10^{-6}$ . We use an adiabatic equation of state  $P = (\gamma - 1)\rho u$  with  $\gamma = 5/3$  in the gas. In the absence of reconstruction, overdamping occurs when  $h \gtrsim c_s t_s$ , i.e. for  $n_x \lesssim 1024$  (left-hand column), as found by LP12a. Adding reconstruction captures the true solution to within a few per cent for  $n_x \gtrsim 64$  (middle column), while the slope limiter does not visibly degrade it (right-hand column).

Fig. 2 shows the results in 3D using PHANTOM. We follow the procedure used in Price et al. (2018), placing the particles using dense sphere packing and cropping the grid in the  $y$  and  $z$  directions at 12 particle spacings (for efficiency), giving  $2 \times 128 \times 12 \times 12$  particles. The results in 3D are indistinguishable from those shown in Fig. 1, showing our method also works in 3D.

#### 3.1.1 Choice of slope limiter

Fig. 3 shows the kinetic energy as a function of time in the 1D DUSTYWAVE problem at a resolution of  $n_x = 128$ . The solution with reconstruction but no slope limiter (solid black line) is indistinguishable from the analytic damping rate (Laibe & Price 2011). By contrast, the solution with no reconstruction (magenta line) is damped in less than one wave period. All limiters apart from Superbee (not shown) give intermediate results between these two extremes. Superbee, defined as the least dissipative limiter to satisfy the TVD property (Sweby 1984), was found to increase rather than decrease the kinetic energy and produce a clipped wavefront. This numerical ‘oversteepening’ is a known problem with Superbee (e.g. Klee et al. 2017). The van Leer MC limiter gives the closest match



**Figure 1.** Dust and gas velocities in the DUSTYWAVE test after 10 wave periods, using  $K = 1000$  with  $2 \times n_x$  particles without reconstruction and with and without the slope limiter (see labels). Reconstruction avoids the need to resolve  $h \sim t_s c_s$  (resolved at  $n_x = 1024$  particles). Exact solution shown in red.

to the analytic damping rate while still remaining effective at shocks (see below). More dissipative limiters, all bring back some degree of overdamping. No limiter apart from our entropy fix was found to guarantee positive entropy.

### 3.1.2 Convergence

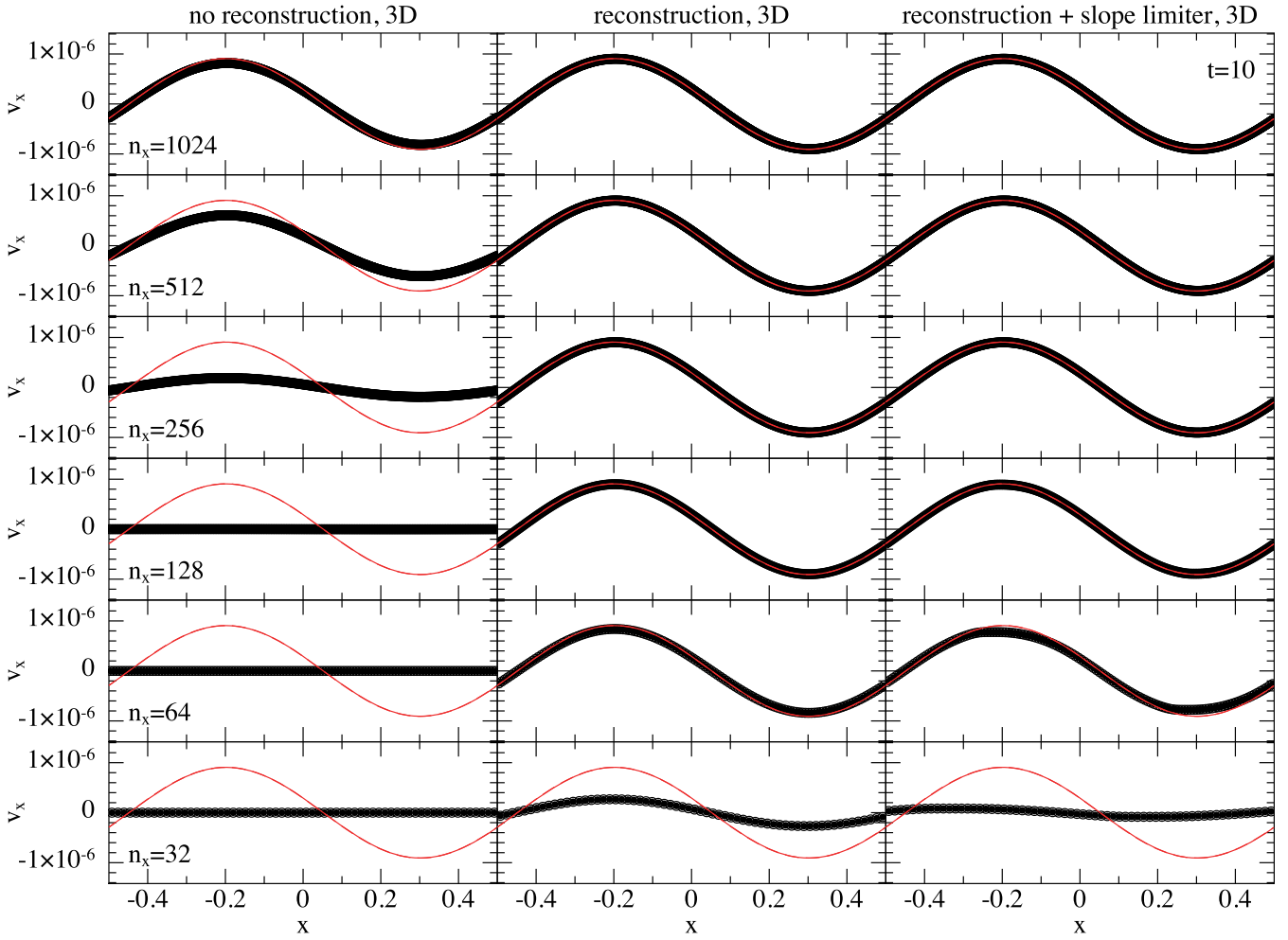
Fig. 4 shows the  $L_1$  error ( $1/N \sum |\mathbf{v}_x - \mathbf{v}_{x, \text{exact}}|$ ) as a function of the number of particles per wavelength for the 1D DUSTYWAVE problem. Without reconstruction, convergence is flat at low resolution ( $n_x \leq 256$ ) because the wave is almost completely damped, becoming second order only after the  $h < c_s t_s$  criterion is satisfied ( $n_x \gtrsim 1000$ ). With reconstruction and the slope limiter, we find second-order convergence for  $n_x \gtrsim 32$ , once the wave is sufficiently resolved for gradients to be accurate.

## 3.2 DUSTYSHOCK

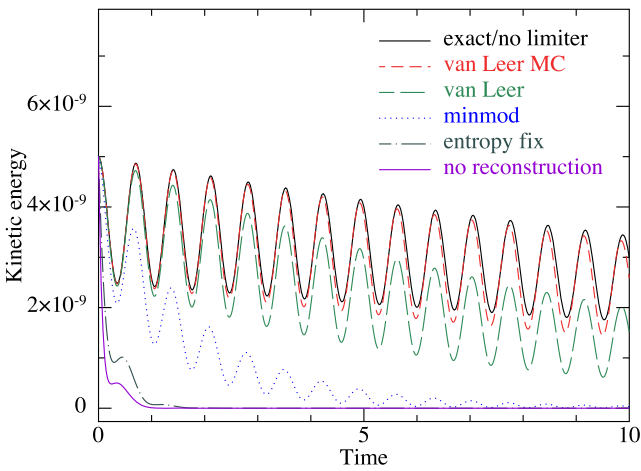
Fig. 5 shows the results of the DUSTYSHOCK test from LP12a at three different numerical resolutions (bottom to top). Lehmann & Wardle (2018) also proposed a dusty shock test, but their test is for the intermediate regime where the drag is moderate. Here, we are interested in the strong drag regime, where the stopping time is negligible.

We set up the problem as usual with gas with  $x < 0$  set up with  $(\rho, P, v_x) = (1.0, 1.0, 0.0)$  and gas with  $x \geq 0$  set up with  $(\rho, P, v_x) = (0.125, 0.1, 0.0)$ . We performed the test in both 1 and 3 D, but only show results from the 3D calculation since, as for the wave test, they are very similar to those obtained in 1D. In 3D, we set the particle spacing using  $n_x \times n_y \times n_z$  gas particles for  $x \in [-0.5, 0.0]$ , and  $n_x/2 \times n_y/2 \times n_z/2$  gas particles in  $x \in [0.0, 0.5]$  to resolve the 8:1 density contrast without introducing highly anisotropic initial particle distributions. As for the wave test, we crop the domain in the  $y$  and  $z$  directions to match the particle spacing, using  $n_y = 24$  and  $n_z = 24$ . We initialise the dust as copies of the gas particles, assuming a dust-to-gas ratio of unity. We apply artificial viscosity as usual using the modified version of the Cullen & Dehnen 2010 switch (see Price et al. 2018 for details).

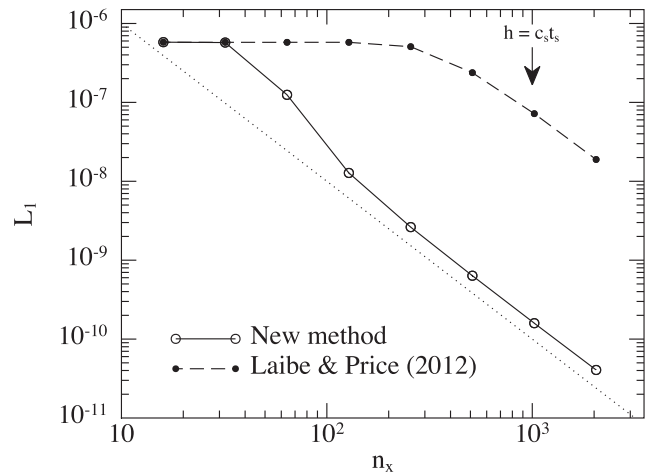
Fig. 5 shows results using the default approach (left-hand column), which at low resolution (bottom left-hand panel) produces a solution appropriate for a smaller drag coefficient. Applying reconstruction with no slope limiter (middle column) the numerical solution is much closer to the exact solution (red line), resolves shock discontinuities to within  $\sim 3h$ , but produces an unphysical oscillation ahead of the shock front. The right-hand column shows that the slope limiter eliminates such oscillations. The remaining defects in the solution (e.g. at  $x = -0.02$ ) can be seen to disappear as the numerical resolution is increased (right-hand column, bottom



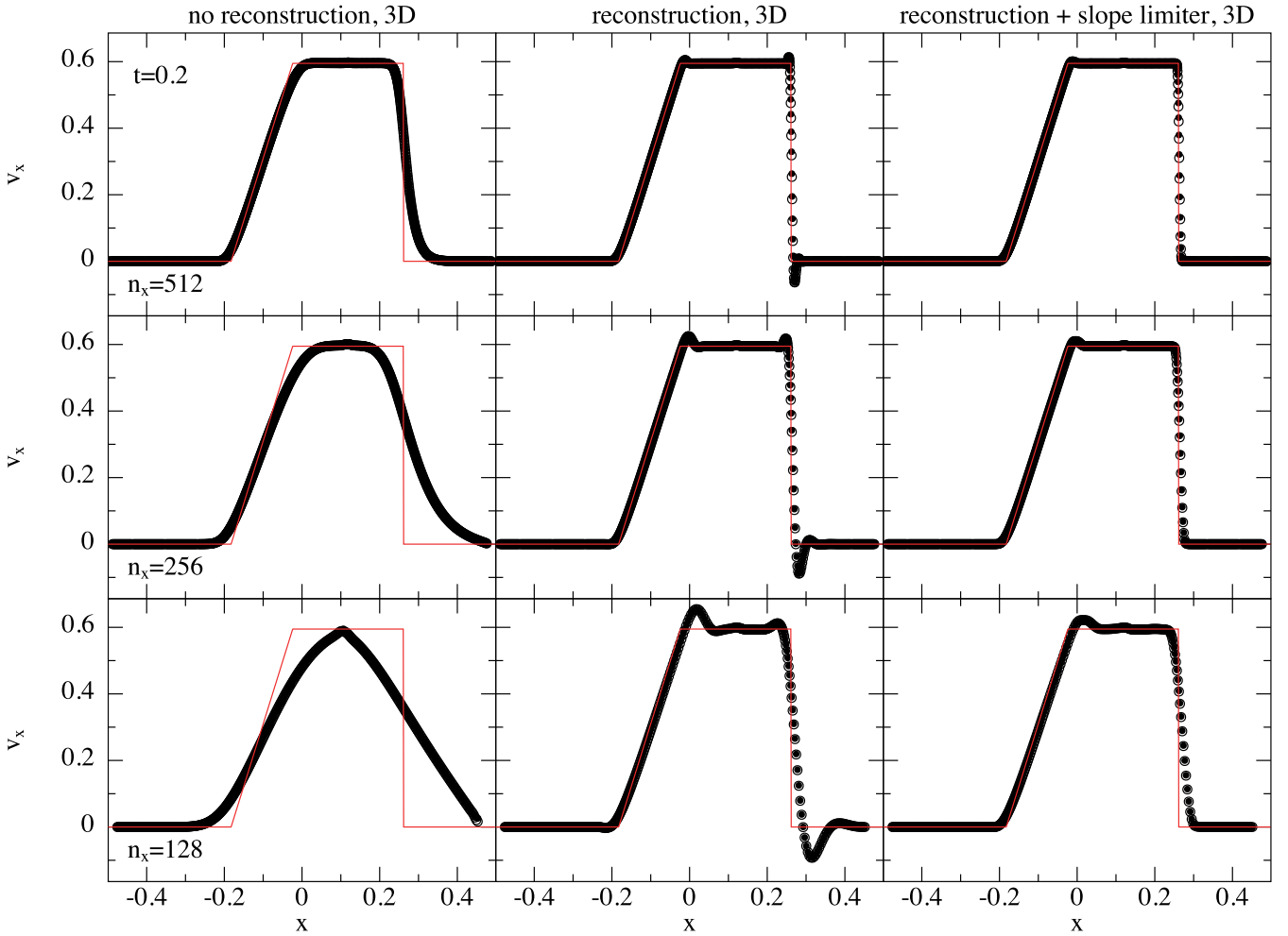
**Figure 2.** As in Fig. 1, but in 3D with PHANTOM using  $n_x \times 12 \times 12$  gas particles (solid) and  $n_x \times 12 \times 12$  dust particles (open) initially placed using dense sphere packing. Exact solution from Laibe & Price (2011) shown in red.



**Figure 3.** Kinetic energy as a function of time in the 1D DUSTYWAVE problem, comparing different slope limiters. From top to bottom results employ reconstruction with no limiter, the van Leer MC, van Leer and minmod limiters, our ‘entropy fix’ (Section 2.5), and no reconstruction.



**Figure 4.** Convergence on the DUSTYWAVE problem, showing  $L_1$  error as a function of the number of particles per wavelength in 1D. Solid line uses reconstruction and the van Leer MC limiter, dashed line no reconstruction. Dotted line shows slope of  $-2$  expected for second order. Arrow indicates the no-longer-necessary  $h \lesssim c_s t_s$  criterion required by LP12a.



**Figure 5.** Results of the DUSTYSHOCK problem performed in 3D with PHANTOM, performed at three different numerical resolutions (bottom to top) with no reconstruction (left-hand column), with reconstruction but no slope limiter (middle) and using reconstruction with the van Leer MC limiter (right-hand column). Exact solution in red, points show velocity on gas (solid) and dust (open circles) particles.

to top), with the corresponding  $L_1$  error reducing from  $1.4 \times 10^{-2}$  at  $n_x = 128$  to  $6.6 \times 10^{-3}$  using  $n_x = 256$  and  $4.0 \times 10^{-3}$  using  $n_x = 512$ .

We employed  $n_x = 11$ , 255 particles in 1D to obtain reasonable results on this problem in LP12a.

#### 4 DISCUSSION

In this paper, we have shown how the overdamping problem can be fixed by evaluating the drag at the barycentre of each dust–gas particle pair. The slow convergence observed by LP12a is caused by the particle separation (of the order of the resolution length,  $h$ ) being too large to correctly resolve the drag length-scale  $l \sim c_s t_s$ . This is why the issue is absent when simulating the dust and gas as a single fluid mixture (Laibe & Price 2014a,b). A similar idea of interpolating the velocities to a common spatial position was also employed by Stoyanovskaya et al. (2018) as part of their implicit scheme, where it was also shown to solve the overdamping problem. We used explicit time-stepping and employed slope limiters to avoid introducing unphysical oscillations at shock fronts. Fung & Muley (2019) similarly found reconstruction of the velocity field necessary for accurate drag in their semi-analytic hybrid (dust as particles, gas on the grid) scheme.

Solving the overdamping problem does not make the other problems go away. Time-stepping is relatively easy to solve, with numerous implicit methods already proposed both in the context of SPH (Monaghan 1997, 2020; Laibe & Price 2012b; Lorén-Aguilar & Bate 2014, 2015; Stoyanovskaya et al. 2018) and in Eulerian particle–gas codes (e.g. Bai & Stone 2010; Miniati 2010; Yang & Johansen 2016; Fung & Muley 2019). Our work makes these worth implementing, since overdamping remains with implicit time integration (see figs 6–9 of Lorén-Aguilar & Bate 2014). That is, although these schemes make calculation of small grain species efficient, in the absence of our fix they remain inaccurate at high drag. Lorén-Aguilar & Bate 2014 showed that the overdamping was not as severe when the dust-to-gas ratio is low, which suggests a modified criterion  $h < c_s t_s / \epsilon$ . With reconstruction or interpolation, no spatial resolution criterion is necessary, as found by Stoyanovskaya et al. (2018).

The artificial trapping problem is harder to solve. A single fluid model with no approximations (Laibe & Price 2014a) can accurately capture waves and shocks for both small and large grains with no artificial trapping (Laibe & Price 2014b; Benítez-Llambay, Krapp & Pessah 2019). However, a single fluid model fails to capture large grains with significant inertia because the dust velocity field is assumed to be single valued everywhere, meaning that dust particles

cannot stream or interpenetrate (Laibe & Price 2014b). The domain of validity is, thus, reduced in any case to the regime of small grains, where the terminal velocity approximation greatly simplifies matters (Laibe & Price 2014a; Price & Laibe 2015; Ballabio et al. 2018). The single fluid method has been extended to multiple grain species (Hutchison, Price & Laibe 2018; Benítez-Llambay et al. 2019; Lebreuilly, Commerçon & Laibe 2019). But for large grains, one is forced to use particles. Our approach to avoid artificial trapping to date has been to overresolve the gas compared to the dust (e.g. Mentiplay, Price & Pinte 2019). This works but is not fail-safe. Artificial trapping also occurs with tracer particles in Eulerian simulations (e.g. Price & Federrath 2010), where Cadiou, Dubois & Pichon (2019) proposed the ‘Monte Carlo tracer particle’ method as a solution. Whether or not similar ideas could be applied to dust–gas mixtures would be worth investigating.

An obvious extension of our method is to apply the same principles to shock capturing in SPH, by using reconstruction in the artificial viscosity terms. We have published preliminary experiments in a conference proceedings (Price 2019). Rosswog (2019) has also recently proposed a similar method, using both first and second derivatives in the reconstruction.

The main caveat, which would also apply to shock capturing, is that the entropy increase is not guaranteed to be positive definite. While we found the errors to be small, it would be desirable to guarantee positivity while eliminating overdamping.

## 5 CONCLUSIONS

We have shown how the overdamping problem, when simulating dust–gas mixtures with separate sets of particles in SPH, can be solved by ‘reconstructing’ the velocity field between pairs of dust and gas particles using an approach similar to that employed in finite-volume schemes. A slope limiter is needed to avoid oscillations at shocks. The advantage of the new method is that the overdamping problem can be solved with minor changes to existing dust–gas SPH codes at negligible computational expense. The disadvantages are that performing reconstruction requires storage of nine velocity derivatives per particle and does not always guarantee positive entropy despite our use of slope limiters. Our algorithm is implemented in the public PHANTOM code (Price et al. 2018).

## ACKNOWLEDGEMENTS

We thank Pablo Loren-Aguilar, Matthew Bate, Christophe Pinte, Ugo Lebreuilly, Benoit Commerçon, Jim Stone, and James Wadsley for useful discussions, and the referee for helpful comments. DJP thanks Bernhard Mueller for useful lecture notes, his teaching load for inspiration, and is grateful for funding from the Australian Research Council via FT130100034 and DP180104235. We acknowledge computing time on Gadi via the Australian National

Compute facility, and on Ozstar, funded by the Australian government and Swinburne University. GL acknowledges funding from PNP, PNPS, PCMI of CNRS/INSU, CEA and CNES, France, and via the IDEXLyon project (contract ANR-16-IDEX- 0005) under University of Lyon. We acknowledge European Research Council (ERC) funding under H2020 grant 864965. We used SPLASH (Price 2007).

## REFERENCES

- Bai X.-N., Stone J. M., 2010, *ApJS*, 190, 297  
 Ballabio G. et al., 2018, *MNRAS*, 477, 2766  
 Benítez-Llambay P., Krapp L., Pessah M. E., 2019, *ApJS*, 241, 25  
 Cadiou C., Dubois Y., Pichon C., 2019, *A&A*, 621, A96  
 Chiapolino A., Saurel R., Nkonga B., 2017, *J. Comp. Phys.*, 340, 389  
 Cullen L., Dehnen W., 2010, *MNRAS*, 408, 669  
 Fung J., Muley D., 2019, *ApJS*, 244, 42  
 Harten A., 1983, *J. Comp. Phys.*, 49, 357  
 Hutchison M., Price D. J., Laibe G., 2018, *MNRAS*, 476, 2186  
 Klee J., Illenseer T. F., Jung M., Duschl W. J., 2017, *A&A*, 606, A70  
 Laibe G., Price D. J., 2011, *MNRAS*, 418, 1491  
 Laibe G., Price D. J., 2012a, *MNRAS*, 420, 2345(LP12a)  
 Laibe G., Price D. J., 2012b, *MNRAS*, 420, 2365(LP12b)  
 Laibe G., Price D. J., 2014a, *MNRAS*, 440, 2136  
 Laibe G., Price D. J., 2014b, *MNRAS*, 440, 2147  
 Lebreuilly U., Commerçon B., Laibe G., 2019, *A&A*, 626, A96  
 Lehmann A., Wardle M., 2018, *MNRAS*, 476, 3185  
 Lorén-Aguilar P., Bate M. R., 2014, *MNRAS*, 443, 927  
 Lorén-Aguilar P., Bate M. R., 2015, *MNRAS*, 454, 4114  
 Mentiplay D., Price D. J., Pinte C., 2019, *MNRAS*, 484, L130  
 Miniati F., 2010, *J. Comp. Phys.*, 229, 3916  
 Monaghan J. J., 1992, *ARA&A*, 30, 543  
 Monaghan J., 1997, *J. Comp. Phys.*, 138, 801  
 Monaghan J. J., 2020, *Eur. J. Mech B*, 79, 454  
 Price D. J., 2007, *PASA*, 24, 159  
 Price D. J., 2012, *J. Comp. Phys.*, 231, 759  
 Price D. J., 2019, in Lorén-Aguilar P., ed., 14th SPHERIC International Workshop 25–27 June 2019, Univ. of Exeter, Exeter, UK  
 Price D. J., Federrath C., 2010, *MNRAS*, 406, 1659  
 Price D. J., Laibe G., 2015, *MNRAS*, 451, 5332  
 Price D. J. et al., 2018, *PASA*, 35, e031  
 Roe P. L., 1986, *Annu. Rev. Fluid Mech.*, 18, 337  
 Rosswog S., 2019, preprint ([arXiv:1911.13093](https://arxiv.org/abs/1911.13093))  
 Stoyanovskaya O. P., Glushko T. A., Snytnikov N. V., Snytnikov V. N., 2018, *Astron. Comput.*, 25, 25  
 Sweby P. K., 1984, *SIAM J. Numer. Anal.*, 21, 995  
 van Leer B., 1974, *J. Comp. Phys.*, 14, 361  
 van Leer B., 1977, *J. Comp. Phys.*, 23, 276  
 Yang C.-C., Johansen A., 2016, *ApJS*, 224, 39

This paper has been typeset from a  $\text{\TeX}/\text{\LaTeX}$  file prepared by the author.