



HAL
open science

Tensile strength of 67P /Churyumov-Gerasimenko nucleus material from overhangs (Corrigendum)

Nicholas Attree, Olivier Groussin, Laurent Jorda, D. Nébouy, N. Thomas, Y. Brouet, E. Kührt, F. Preusker, F. Scholten, J. Knollenberg, et al.

► To cite this version:

Nicholas Attree, Olivier Groussin, Laurent Jorda, D. Nébouy, N. Thomas, et al.. Tensile strength of 67P /Churyumov-Gerasimenko nucleus material from overhangs (Corrigendum). *Astronomy and Astrophysics - A&A*, 2018, 614, pp.C2. 10.1051/0004-6361/201732155e . insu-03717066

HAL Id: insu-03717066

<https://insu.hal.science/insu-03717066>

Submitted on 8 Jul 2022

HAL is a multi-disciplinary open access archive for the deposit and dissemination of scientific research documents, whether they are published or not. The documents may come from teaching and research institutions in France or abroad, or from public or private research centers.

L'archive ouverte pluridisciplinaire **HAL**, est destinée au dépôt et à la diffusion de documents scientifiques de niveau recherche, publiés ou non, émanant des établissements d'enseignement et de recherche français ou étrangers, des laboratoires publics ou privés.

Tensile strength of 67P/Churyumov-Gerasimenko nucleus material from overhangs (Corrigendum)

N. Attree¹, O. Groussin¹, L. Jorda¹, D. Nébouy¹, N. Thomas², Y. Brouet², E. Kührt³, F. Preusker³, F. Scholten³, J. Knollenberg³, P. Hartogh⁴, H. Sierks⁴, C. Barbieri⁵, P. Lamy¹, R. Rodrigo^{6,7}, D. Koschny⁸, H. Rickman^{9,10}, H. U. Keller^{3,11}, M. F. A'Hearn¹², A.-T. Auger¹, M. A. Barucci¹³, J.-L. Bertaux¹⁴, I. Bertini⁵, D. Bodewits¹², S. Boudreault⁴, G. Cremonese¹⁹, V. Da Deppo¹⁷, B. Davidsson⁷, S. Debei¹⁶, M. De Cecco¹⁸, J. Deller⁴, M. R. El-Maarry², S. Fornasier¹³, M. Fulle¹⁹, P. J. Gutiérrez²⁰, C. Güttler⁴, S. Hviid³, W.-H Ip²¹, G. Kovacs⁴, J. R. Kramm⁴, M. Küppers²², L. M. Lara²⁰, M. Lazzarin⁵, J. J. Lopez Moreno²⁰, S. Lowry²³, S. Marchi²⁴, F. Marzari⁵, S. Mottola⁴, G. Naletto^{5,17,15}, N. Oklay³, M. Pajola²⁵, I. Toth²⁶, C. Tubiana⁴, J.-B. Vincent³, and X. Shi⁴

¹ Aix-Marseille Univ., CNRS, Laboratoire d'Astrophysique de Marseille (LAM), rue Frédéric Joliot-Curie, 13388 Marseille CEDEX 13, France

e-mail: Nicholas.Attree@lam.fr

² Physikalisches Institut, Sidlerstr. 5, University of Bern, 3012 Bern, Switzerland

³ Institute of Planetary Research, DLR, Rutherfordstrasse 2, 12489 Berlin, Germany

⁴ Max-Planck-Institut für Sonnensystemforschung, 37077 Göttingen, Germany

⁵ Department of Physics and Astronomy, Padova University, Vicolo dell'Osservatorio 3, 35122 Padova, Italy

⁶ Centro de Astrobiología (INTA-CSIC), 28691 Villanueva de la Canada, Madrid, Spain

⁷ International Space Science Institute, Hallerstrasse 6, 3012 Bern, Switzerland

⁸ Scientific Support Office, European Space Agency, 2201 Noordwijk, The Netherlands

⁹ Department of Physics and Astronomy, Uppsala University, Box 516, 75120 Uppsala, Sweden

¹⁰ PAS Space Research Center, Bartycka 18A, 00716 Warszawa, Poland

¹¹ Institute for Geophysics and Extraterrestrial Physics, TU Braunschweig 38106, Germany

¹² Department of Astronomy, University of Maryland, College Park, MD 20742-2421, USA

¹³ LESIA, Obs. de Paris, CNRS, Univ. Paris 06, Univ. Paris-Diderot, 5 place J. Janssen, 92195 Meudon, France

¹⁴ LATMOS, CNRS/UVSQ/IPSL, 11 boulevard d'Alembert, 78280 Guyancourt, France

¹⁵ Centro di Ateneo di Studi ed Attività Spaziali "Giuseppe Colombo" (CISAS), University of Padova, via Venezia 15, 35131 Padova, Italy

¹⁶ Department of Industrial Engineering, University of Padova, 35131 Padova, Italy

¹⁷ CNR-IFN UOS Padova LUXOR, via Trasea 7, 35131 Padova, Italy

¹⁸ UNITN, Università di Trento, via Mesiano 77, 38100 Trento, Italy

¹⁹ INAF - Osservatorio Astronomico, via Tiepolo 11, 34143 Trieste, Italy

²⁰ Instituto de Astrofísica de Andalucía (CSIC), Glorieta de la Astronomía s/n, 18008 Granada, Spain

²¹ Institute for Space Science, Nat. Central Univ., 300 Chung Da Rd., 32054 Chung-Li, Taiwan

²² Operations Department, European Space Astronomy Centre ESA, P.O. Box 78, 28691 Villanueva de la Canada, Madrid, Spain

²³ Centre for Astrophysics and Planetary Science, School of Physical Sciences (SEPnet), University of Kent, Canterbury CT2 7NH, UK

²⁴ Southwest Research Institute, 1050 Walnut St., Boulder, CO 80302, USA

²⁵ NASA Ames Research Center, Moffett Field, CA 94035, USA

²⁶ MTA CSFK Konkoly Observatory, Konkoly Thege M. ut 15-17H1121 Budapest, Hungary

A&A 611, A33 (2018), <https://doi.org/10.1051/0004-6361/201732155>

Key words. comets: general – comets: individual: Churyumov-Gerasimenko – methods: observational – errata, addenda

After publication several small errors in the labelled positions of the features described in this paper were found. Correcting these errors results in changes to Table 1 and Figs. 4, 5, and 6. These changes are: the latitude and longitude, as shown in the table and figures, of features 16 and 17 are swapped; and

feature 19 was labelled in an incorrect location and has had its latitude, longitude and position in the figures updated. All other data remains the same.

Acknowledgement. We thank Andrew Cooper for spotting the above described errors.

Table 1. Locations (in the Cheops frame) and properties of each measured overhang.

No.	Latitude (°)	Longitude (°)	h (m)	L (m)	σ_T (Pa)
1	16.21	-67.47	109	13	0.17
2	21.29	60.84	113	38	1.65
3	-56.01	-101.77	100	15	0.26
4	40.12	23.93	109	11	0.15
5	41.94	140.53	67	11	0.17
6	-56.22	58.67	106	6	0.04
7	32.32	161.04	41	6	0.08
8	-49.00	88.69	32	5	0.13
9	-4.69	-7.72	33	2	0.01
10	3.33	-122.62	37	12	0.58
11	10.90	-129.46	61	11	0.25
12	20.43	150.23	95	8	0.08
13	41.99	7.99	32	7	0.18
14	-20.69	17.02	43	7	0.13
15	68.89	-159.29	65	11	0.25
16	-33.69	117.56	42	9	0.28
17	-19.06	99.47	47	9	0.19
18	39.06	-125.97	48	8	0.22
19	-18.12	113.00	56	10	0.23
20	-21.81	-28.84	9	6	0.77

Notes. h and L are the heights and depths, as directly measured from the profiles, while σ_T is derived by numerically integrating the profile shape.

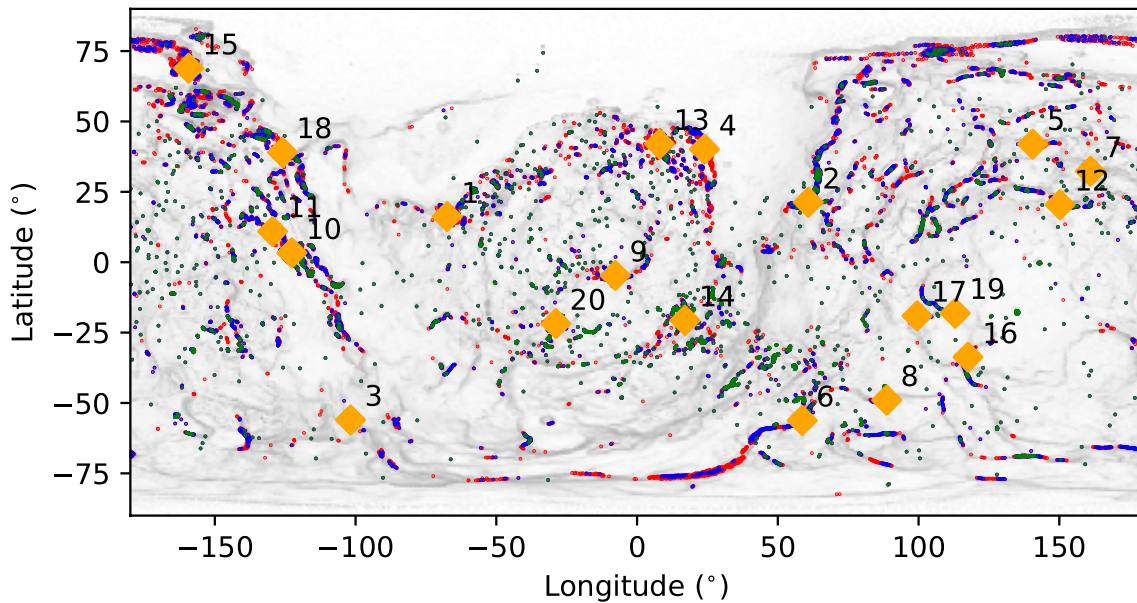


Fig. 4. Location of the measured overhangs (orange diamonds). Also shown are high-slope facets on the shape model with the colour scheme: green $\geq 100^\circ$, $100^\circ >$ blue $\geq 90^\circ$, and $90^\circ >$ red $\geq 85^\circ$.

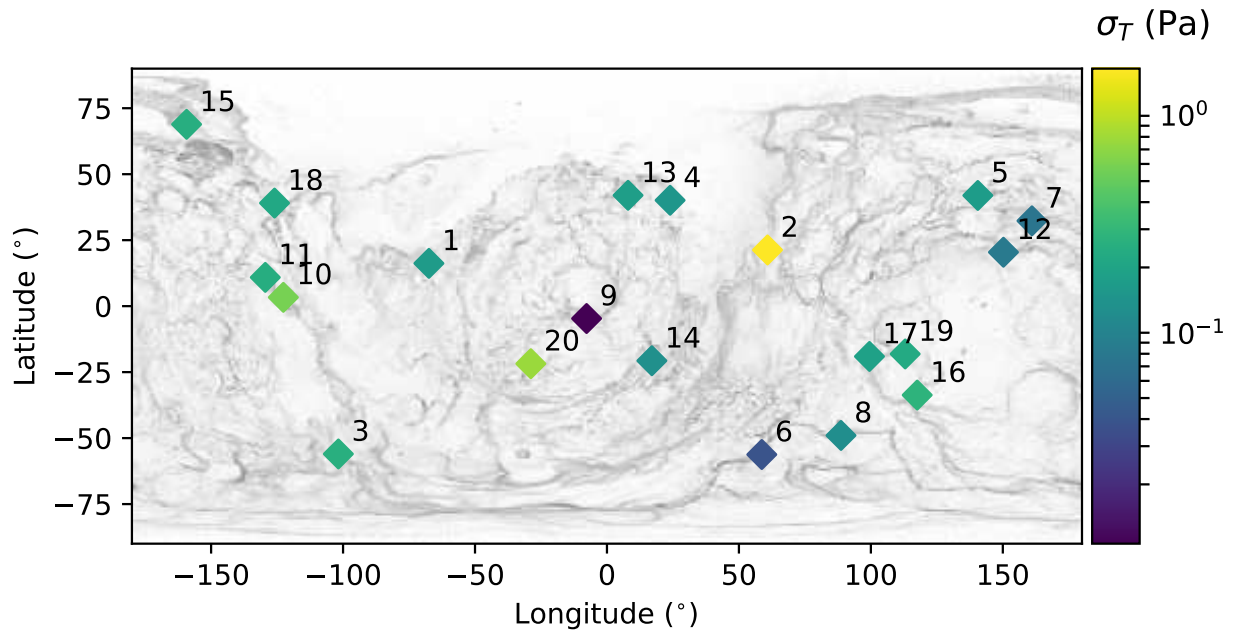


Fig. 5. Location of the measured overhangs. The colour scheme shows the tensile strength (unscaled) on a log scale.

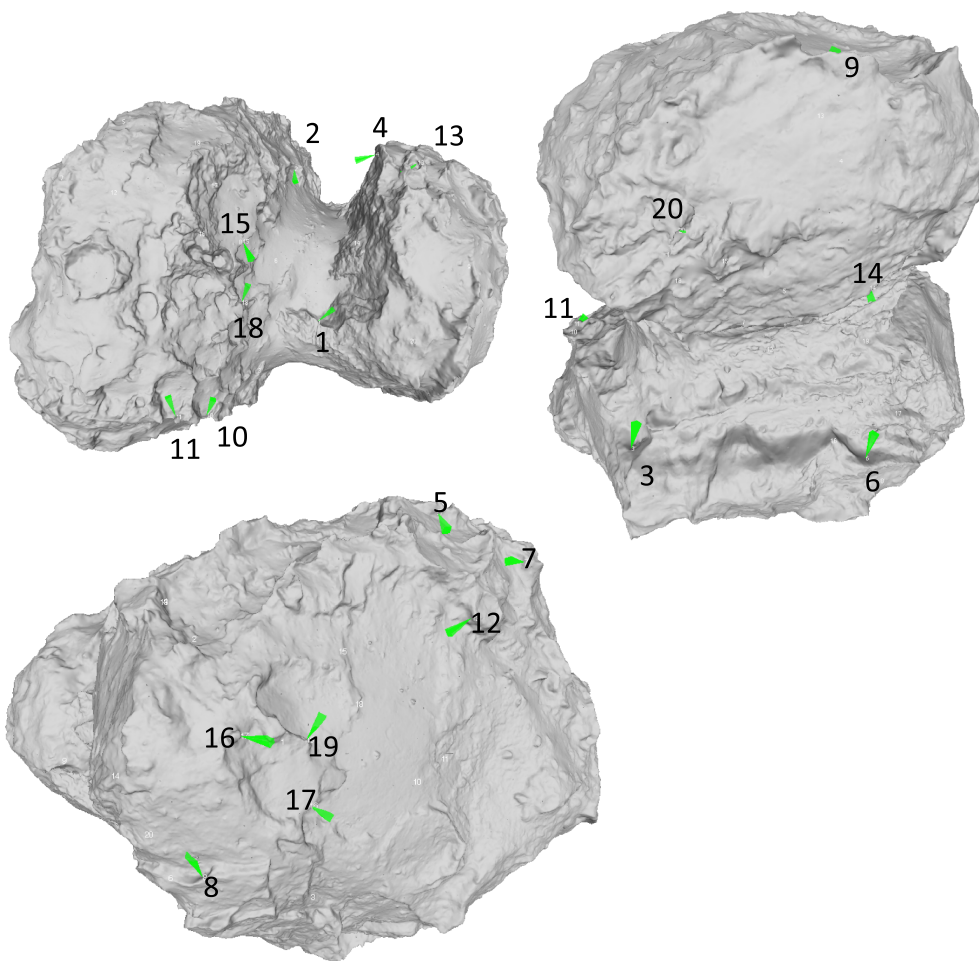


Fig. 6. Location of the measured overhangs on the shape model.