



HAL
open science

Predictability of variable solar-terrestrial coupling

Ioannis A. Daglis, Loren C. Chang, Sergio Dasso, Nat Gopalswamy, Olga V. Khabarova, Emilia Kilpua, Ramon Lopez, Daniel Marsh, Katja Matthes, Dibyendu Nandy, et al.

► **To cite this version:**

Ioannis A. Daglis, Loren C. Chang, Sergio Dasso, Nat Gopalswamy, Olga V. Khabarova, et al.. Predictability of variable solar-terrestrial coupling. *Annales Geophysicae*, 2021, 39, pp.1013-1035. 10.5194/angeo-39-1013-2021 . insu-03737424

HAL Id: insu-03737424

<https://insu.hal.science/insu-03737424>

Submitted on 26 Jul 2022

HAL is a multi-disciplinary open access archive for the deposit and dissemination of scientific research documents, whether they are published or not. The documents may come from teaching and research institutions in France or abroad, or from public or private research centers.

L'archive ouverte pluridisciplinaire **HAL**, est destinée au dépôt et à la diffusion de documents scientifiques de niveau recherche, publiés ou non, émanant des établissements d'enseignement et de recherche français ou étrangers, des laboratoires publics ou privés.



Distributed under a Creative Commons Attribution 4.0 International License



Predictability of variable solar–terrestrial coupling

Ioannis A. Daglis^{1,15}, Loren C. Chang², Sergio Dasso³, Nat Gopalswamy⁴, Olga V. Khabarova⁵, Emilia Kilpua⁶, Ramon Lopez⁷, Daniel Marsh^{8,16}, Katja Matthes^{9,17}, Dibyendu Nandy^{10,18}, Annika Seppälä¹¹, Kazuo Shiokawa¹², Rémi Thiéblemont¹³, and Qiugang Zong¹⁴

¹Department of Physics, National and Kapodistrian University of Athens, 15784 Athens, Greece

²Department of Space Science and Engineering, Center for Astronautical Physics and Engineering, National Central University, Taoyuan City 320317, Taiwan

³Department of Physics, Universidad de Buenos Aires, Buenos Aires, Argentina

⁴Heliophysics Science Division, NASA Goddard Space Flight Center, Greenbelt, MD 20771, USA

⁵Pushkov Institute of Terrestrial Magnetism, Ionosphere and Radio Wave Propagation of RAS (IZMIRAN), Moscow, 108840, Russia

⁶Department of Physics, University of Helsinki, Helsinki, Finland

⁷Department of Physics, University of Texas at Arlington, Arlington, TX 76019, USA

⁸National Center for Atmospheric Research, Boulder, CO 80305, USA

⁹GEOMAR Helmholtz Centre for Ocean Research, Kiel, Germany

¹⁰Center of Excellence in Space Sciences India, Indian Institute of Science Education and Research Kolkata, Mohanpur 741246, India

¹¹Department of Physics, University of Otago, Dunedin, New Zealand

¹²Institute for Space–Earth Environmental Research, Nagoya University, Nagoya, Japan

¹³LATMOS, Université Pierre et Marie Curie, Paris, France

¹⁴School of Earth and Space Sciences, Peking University, Beijing, China

¹⁵Hellenic Space Center, Athens, Greece

¹⁶Faculty of Engineering and Physical Sciences, University of Leeds, Leeds, UK

¹⁷Christian-Albrechts Universität, Kiel, Germany

¹⁸Department of Physical Sciences, Indian Institute of Science Education and Research Kolkata, Mohanpur 741246, India

Correspondence: Ioannis A. Daglis (iadaglis@uoa.gr)

Received: 28 December 2020 – Discussion started: 26 January 2021

Revised: 4 July 2021 – Accepted: 12 July 2021 – Published: 10 December 2021

Abstract. In October 2017, the Scientific Committee on Solar–Terrestrial Physics (SCOSTEP) Bureau established a committee for the design of SCOSTEP’s Next Scientific Programme (NSP). The NSP committee members and authors of this paper decided from the very beginning of their deliberations that the predictability of the Sun–Earth System from a few hours to centuries is a timely scientific topic, combining the interests of different topical communities in a relevant way. Accordingly, the NSP was christened PRESTO – PREDictability of the variable Solar–Terrestrial cOupling. This paper presents a detailed account of PRESTO; we show the key milestones of the PRESTO roadmap for the next 5 years, review the current state of the art and discuss future

studies required for the most effective development of solar–terrestrial physics.

1 Introduction

The Sun is a variable star, and its variability influences the Earth’s space and atmospheric environment in a variety of ways, some of them being rather drastic and leading to profound changes in the properties of fields and particles in geospace (e.g. Daglis et al., 2019). Varying solar and interplanetary magnetic fields and solar wind plasma parameters, radiative flux and energetic particle enhancements force the

terrestrial magnetosphere, ionosphere, atmosphere and climate, leading to dramatic effects. Transient energetic events such as flares, coronal mass ejections (CMEs), interplanetary shocks (ISs), stream and corotating interaction regions (SIRs/CIRs) and energetic particles – both from the Sun and within the Earth’s radiation belts – adversely impact critical technologies based in space and on Earth that our society is increasingly dependent upon (e.g. Bothmer and Daglis, 2007; Eastwood et al., 2018). At the same time, the middle and upper atmosphere–ionosphere are impacted by processes originating at lower altitudes, for example, by atmospheric gravity waves, tides and planetary waves and changes in radiatively active gases (Qian and Solomon, 2012; Oberheide et al., 2015; Baldwin et al., 2018). With the understanding of causal connections in the Sun–Earth system maturing over the last several decades, fuelled by both observations and theoretical modelling, we are in a position to begin the transition of this knowledge to predictions of the Sun–Earth coupled system of relevance to society. PRESTO (PREdictability of the variable Solar–Terrestrial cOUpling), the new scientific programme of SCOSTEP, aims at facilitating this interdisciplinary endeavour through focused, internationally coordinated efforts addressing predictability of the Sun–Earth system variabilities ranging across space weather and climate timescales (as illustrated in Fig. 1). Synergies with existing national and international research programmes are also encouraged.

PRESTO addresses the predictability of

1. space weather on timescales from seconds to days and months, including processes at the Sun, in the heliosphere and in the Earth’s magnetosphere, ionosphere and atmosphere;
2. subseasonal to decadal and centennial variability of the Sun–Earth system, with a special focus on climate impacts and a link to the World Climate Research Programme Grand Challenge on Near-Term Climate Predictions as well as the Intergovernmental Panel on Climate Change.

A major motivation for PRESTO is the desire to conduct fundamental research that has the promise to advance predictive capability with societal implications. Extreme events, such as Carrington Event-size solar eruptions and geospace storms, have attracted particular attention (e.g. Baker et al., 2013; Gopalswamy, 2018; Knipp et al., 2018; Hayakawa et al., 2019). They are rare (occurring once in a century or even less frequently), but if they occur and impact the Earth, they can have potentially devastating effects on modern technology infrastructure in space and on the ground (such as spacecraft losses or large-scale electric power blackouts). Strong and intense storms occur a few times per solar cycle and can likewise have significant, although less deleterious, consequences (e.g. spacecraft anomalies). In addition, moderate storms occurring on a monthly basis also matter,

and their space weather effects are important to understand, predict and mitigate, in particular long-term exposures (e.g. corrosion on pipelines, spacecraft charging). An important thing to also keep in mind is that different manifestations of space weather in different domains do not necessarily occur always simultaneously or with the same magnitude. On longer timescales, there is a pressing need to be able to separate natural from anthropogenic forcing of Earth’s climate (Emmert et al., 2012; Yue et al., 2015) and extend the length of useful weather forecasts (National Academies of Sciences, 2016).

Predicting the Sun–Earth system variabilities as a whole is highly challenging. Besides the different timescales discussed previously, this topic covers non-linear and multi-scale phenomena in highly different plasma and neutral fluid domains that are often coupled in a complex way from the Sun to the Earth’s atmosphere and oceans. Furthermore, different communities in the field are often separate and use different models, terminology and approaches in their studies. It is hoped that by selecting predictability as an overarching theme for PRESTO, it will encourage the scientific community to view the various sub-domains within solar–terrestrial physics as part of a chain within a coupled system, as illustrated in Fig. 1. By better understanding this chain and its various links, we aim to improve prediction of phenomena that have significant societal relevance. Advancement in this area will require improved synthesis of observations and models, along with improvements in tools such as data assimilation and statistical analysis. It is hoped that viewing the problem in terms of timescales will foster a more interdisciplinary view and increase international collaboration.

PRESTO is aligned along three pillars of research.

- Pillar 1: Sun, interplanetary space and geospace
- Pillar 2: space weather and the Earth’s atmosphere
- Pillar 3: solar activity and its influence on the climate of the Earth System

In the following sections, specific areas of scientific focus, grouped by pillar, are listed, where progress needs to be achieved to significantly improve our predictive skill of the solar–terrestrial system.

2 Sun, interplanetary space and geospace

The properties of geoeffective solar and heliospheric events, such as coronal mass ejections (CMEs), interplanetary coronal mass ejections (ICMEs), interplanetary shocks (ISs), stream and corotating interaction regions (SIRs/CIRs), SEPs (solar energetic particles), the consequent solar wind–magnetosphere coupling and the internal magnetospheric dynamics play complex and intertwined roles in space weather. Accurate and reliable predictions of space weather (including the dynamics of the various kinds of energetic particles and of plasma waves in the inner magnetosphere) re-

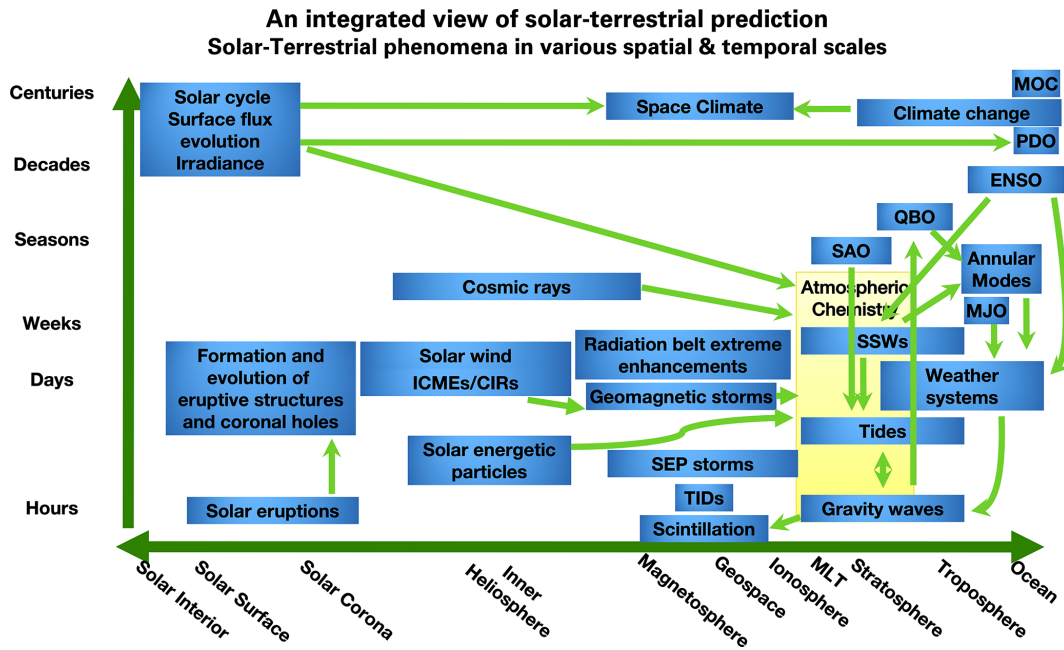


Figure 1. An integrated view of solar–terrestrial phenomena in various spatial and temporal scales.

quire the understanding of the key aspects of the complex interplay of external and internal regulating factors operating over timescales ranging from milliseconds to days. Most space weather end-users need long lead time predictions, i.e. warnings given at least half a day in advance (and preferably longer). With the current instrumentation, this means estimating the impact based on remote-sensing observations and modelling using them, to give estimate occurrence and properties of CMEs/ICMEs, CIRs/SIRs and their embedded magnetic structures, interplanetary shocks, fast streams and properties of the background solar wind that CMEs propagate within. However, to achieve this, a lot of uncertainties in the observed parameters that are used to feed propagation and acceleration models will need to be addressed.

2.1 Solar and interplanetary drivers

2.1.1 Predictability of coronal mass ejections and solar flares

Predicting the occurrence of solar flares and CMEs and the arrival times and properties of Earth-impacting ICMEs are major challenges. The relevant timescales vary from seconds to hours, for flares and the eruption of CMEs, to the several days it takes for a CME to propagate from the Sun to the Earth. The frequency and properties of CMEs and flares also vary in accordance with the Sun’s 11-year activity cycle and overall solar activity levels (e.g. Lamy et al., 2019; Gopalswamy et al., 2020). While the occurrence rate of flares and CMEs of moderate to strong size increases with increasing solar cycle strength, it is still an open question as to how the

occurrence of the most extreme eruptions correlates with the solar cycle amplitude (e.g. Kilpua et al., 2015b). Investigation of the solar flare spectral irradiance is also required to define the input for ionospheric variability models and societal impact better.

The formation of the eruptive structures at the Sun can take from hours to days, but their destabilization is a fast process, occurring when the energy stored in highly sheared or twisted fields along magnetic photospheric polarity inversion lines (PILs) is rapidly released by some form of magnetic reconnection (e.g. Green et al., 2018; Welsch, 2018). In some cases, the eruptions result in geoeffective SEP events when the associated CMEs drive fast-mode magnetohydrodynamic (MHD) shocks. The occurrence probability of flares and CMEs depends on properties of sunspots and solar active regions, such as the degree of non-potentiality of the magnetic field and the amount of magnetic helicity (i.e. how twisted, linked and sheared the magnetic field lines are). It is the current consensus that magnetic flux ropes are an integral ingredient of erupting CMEs. However, there is no model currently that predicts when a flare and/or a CME will occur, and we do not yet understand the mechanisms that trigger and drive the eruption adequately. This is particularly problematic from the space weather point of view, because X-ray/EUV emission and highly energetic protons arrive at Earth on a timescale of only minutes following flare onset. Considerable progress forward has however been made in recent years in this topic using empirical predictors (e.g. Kontogiannis et al., 2018), machine learning (Florios et al., 2018) and physics-based approaches (Kusano et al., 2020).

The time needed for an ICME to arrive at Earth varies from about half a day to a few days after the eruption at the Sun, depending on the initial speed of the CME and the speed of the ambient solar wind (Luhmann et al., 2020). Continuous in situ observations of geoeffective CMEs and CIRs/SIRs are available from the spacecraft located at the gravitational equilibrium point at the distance of ~ 0.01 AU from the Earth to the Sun (the so-called L1 Lagrangian point). While the corresponding data are available online within several minutes¹, it takes solar wind streams and CMEs only ~ 30 – 80 min to reach the terrestrial bow shock from there. As a result, only short-term forecasts with an advance time from tens of minutes to 1–3 h have a rather good accuracy (e.g. see Ji et al., 2012, and some relevant websites^{2,3}). Unfortunately, the accuracy of mid-term and long-lead-time space weather predictions still remains very modest⁴. Regarding CIRs/SIRs, more attention needs to be paid to models predicting the geoeffectiveness of CIRs/SIRs and solar wind flows (e.g. Rotter et al., 2012). For CMEs the key challenges in making longer term predictions are the following (e.g. Kilpua et al., 2019):

1. the accurate estimation of the initial properties of CMEs (acceleration, speed, geometrical parameters, propagation direction, flux rope magnetic properties) from on-disk and off-limb observations and from factors such as the coronal field structure in the neighbourhood of the eruption;
2. the accurate estimation of when and how CME properties will evolve during their propagation from the Sun to the Earth and when they will impact the Earth, including consideration of how CMEs can be altered during propagation through interactions with the ambient solar wind, for example, high-speed solar wind streams from coronal holes and with other CMEs (Gopalswamy et al., 2000; Wang et al., 2014; Cecere et al., 2020); such interactions can significantly deform, erode, deflect and rotate CMEs (e.g. Manchester et al., 2017);
3. the prediction of the properties of the sheath regions of CMEs.

CME and CIRs/SIRs' kinematic and geometrical parameters and their propagation direction can be estimated from remote-sensing tomography or heliospheric imagery and related reconstruction techniques. Reconstructions of key plasma and interplanetary magnetic field (IMF) parameters of the stream as it flows away from the solar corona to

~ 3 AU are available from heliospheric imagers on board of spacecraft that observe the solar wind in white light^{5,6} (Jackson et al., 2009). An alternative way is to employ ground-based observations of interplanetary scintillations that represent fluctuations in the intensity of radio sources caused by solar wind structures propagating through the line of sight⁷ (Bisi et al., 2010). Since scintillations of numerous radio sources are observed simultaneously, this allows reconstructing 3-D maps of the dynamical solar wind. Although the measurements are often subject to significant projection effects, and the resolution of reconstructed images is rather low (not better than 0.05 AU in height and $1^\circ \times 1^\circ$ in latitude and longitude), the corresponding 3-D reconstructions are very helpful in understanding the global situation in the interplanetary medium full of simultaneously existing streams/flows of various origin that propagate with varying velocities. These techniques also allow for the study of ICME–SIR/CIR interactions that lead to changing the form and trajectories of both of the interacting objects (Khabarova et al., 2016).

It is accepted that the direction and flux rope magnetic properties of the resulting CME are strongly shaped by coronal magnetic structures of the erupting system and in its immediate vicinity (Patsourakos and Georgoulis, 2017; Gopalswamy et al., 2018a). However, due to the lack of observations of the magnetic field within the CME and in the surrounding corona, determining these propagating CME properties is particularly challenging for forecasting (the so-called “ B_z challenge”). Current attempts to estimate the magnetic field in CME flux ropes include using indirect solar proxies (based on EUV and X-ray observations and magnetograms) and data-driven coronal modelling (Gopalswamy et al., 2018b; Sarkar et al., 2020). The magnetic field direction and strength dictate how effectively magnetic reconnection between the interplanetary and geomagnetic field develops. Because the timing of a geomagnetic storm depends on what part of the ICME holds the strongest southward magnetic field, the above-noted uncertainties in magnetic properties currently result in differences of up to 1 d in estimates of storm occurrence times.

In recent years, there has been substantial improvement in predicting CME Earth arrival times using numerical first-principle simulations, for example, ENLIL (Odstrčil and Pizzo, 1999), EUHFORIA (Pomoell and Poedts, 2018) and SUSANOO (Shiota and Kataoka, 2016). There has also been progress in semi-empirical/analytical models, for example, the Drag-Based Model (DBM; Vršnak et al., 2013), combined with observational techniques, such as interplanetary scintillation (e.g. Park et al., 2020), wide-angle heliospheric imaging (e.g. Möstl et al., 2017) and radio waves generated at the CME shocks (e.g. Cane et al., 1982; Magdalenic

¹<https://www.swpc.noaa.gov/products/real-time-solar-wind>, last access: 4 December 2021

²<https://www.swpc.noaa.gov/sites/default/files/images/u30/G2%20%28K6%29%20Warnings.pdf>, last access: 4 December 2021

³<http://spaceweather.ru/forecast>, last access: 4 December 2021

⁴<https://www.swpc.noaa.gov/sites/default/files/images/u30/Max%20Kp%20and%20GPR.pdf>, last access: 4 December 2021

⁵http://smei.ucsd.edu/new_smei/index.html, last access: 4 December 2021

⁶<http://helioweather.net/archive/>, last access: 4 December 2021

⁷<https://ips.ucsd.edu/>, last access: 4 December 2021

et al., 2015), as well as some adaptive numerical methods. Many of these advances have benefited from dedicated “campaign studies”, as well as real-time-prediction services, both of which rely upon close interaction and communication between modelling and observations. However, there is currently no model that consistently makes accurate predictions of the ICME arrival times and impact details (i.e. whether a CME will make a direct hit or a glancing blow with Earth) and captures details of all major CME deformations. For example, the drag force of the ambient solar wind on CMEs can vary substantially from case to case, and numerical simulations are not yet routinely run with flux rope CMEs, thus lacking capability to predict their magnetic properties and interactions accurately. As a consequence of the evolution and interactions, ICMEs may have a highly complex structure (e.g. Manchester et al., 2017). For example, a flux rope may not be present at all, or it might occupy only a part of a distorted ICME structure, for instance as a consequence of erosion and magnetic flux removal (Dasso et al., 2006). Multiple CMEs can also merge to form “complex ejecta”, where the characteristics of the individual CMEs are lost, or the following CME can strongly compress the field of the leading CME (e.g. Burlaga et al., 2002; Lugaz et al., 2017); the latter case can result in particularly severe space weather effects (e.g. Liu et al., 2014). Another recently highlighted question for space weather is how coherent CME flux ropes are. Several studies suggest that the properties of a CME flux rope (e.g. their orientation) may change considerably over relatively small longitudinal separations (about a few degrees) (e.g. Owens et al., 2017; Lugaz et al., 2018; Good et al., 2019). Recently, flux rope and spheromak models have been implemented in numerical simulations which are expected to improve significantly in their capability to predict geospace disturbances. One such case is presented in Fig. 2 that shows the snapshot of the EUHFORIA run with the spheromak model of three interacting CMEs (Scolini et al., 2020). Interactions were found to significantly affect storm intensity and arrival time.

Regarding ICME sheaths, i.e. the turbulent wakes generated by the ICME shock downstream, the critical issue is their high turbulence and the strong internal variations (e.g. Kilpua et al., 2017). The turbulence level can be estimated by IMF variations and properties of current sheets formed within the region. Sheaths can drive major geospace storms independent of whether the CME flux rope will be geoeffective, and they have particularly strong effects at high latitudes (e.g. Huttunen and Koskinen, 2004; Guo et al., 2011, and references therein). In fact, one of the extreme geomagnetic storms (Halloween 2003 period) was entirely due to the sheath, while the flux rope was not geoeffective (Gopalswamy, 2008). Currently, there is no practical way to estimate sheath properties in advance, although there are theoretical works that analyse a thickness of interplanetary sheaths, an arrival time of the structure to the Earth and its possible impact on the magnetosphere (e.g. Takahashi

and Shibata, 2017). Furthermore, for accurate understanding of sheaths, we have to determine whether magnetohydrodynamic (MHD) models are capable of predicting their turbulent properties or if a kinetic/hybrid approach is required. Resolving in more detail the internal sheath structure and determining how it depends on the driver (the CME and the shock) and the ambient solar wind may also help in predicting their space weather response.

Predictions of geoeffectiveness of ICMEs and ICME sheaths also suggest an analysis of the role of ICME-driven interplanetary shocks (ISs). Details are given in Sect. 2.1.3 below. Here, we just stress the importance of a combined consideration of ICME sheaths together with ISs since any sheath, including a planetary magnetosheath, is a shock-borne structure, and its properties are determined by features of propagation of the corresponding shock (see details in Siscoe and Odstroil, 2008). A sheath downstream of the IS is often treated as its turbulent wake filled with waves, discontinuities, current sheets and 3-D flux ropes/blobs/plasmoids or their 2-D counterparts, magnetic islands (Khabarova et al., 2016; Ala-Lahti et al., 2018). As a result, dynamical processes and stochastic magnetic reconnection occur in this turbulent region, leading to specific effects such as the intensification of local particle acceleration due to a combination of different mechanisms that energize particles (e.g. Zank et al., 2015). The latter effect often overlaps with large SEP events (Khabarova and Zank, 2017), which overall represents a serious threat to spacecraft/satellite equipment and may have negative biological and technological consequences (see Sect. 2.1.3).

Finally, a fraction of space-weather-relevant CMEs are not well observed, due to a lack of typical low-coronal pre-eruption and eruption-time signatures. These so-called “stealth CMEs” sometimes lead to “problematic geomagnetic storms”, which are storms for which the cause (in this case, the source stealth CME) is not obvious (e.g. Nitta and Mulligan, 2018). Observational, theoretical and numerical simulation studies are essential to understanding the mechanism(s) triggering stealth CMEs and their propagation characteristics in the ambient solar wind.

2.1.2 Predictability of CIRs/SIRs and their interaction with ICMEs

In Sect. 2.1.1 we showed the importance of studying properties and dynamics of CMEs/ICMEs and the ICME sheath. Meanwhile, very similar turbulent and compressed sheath-type regions are formed in the solar wind as a result of the interaction of high-speed flows from coronal holes (CHs) with the ambient slower solar wind. As mentioned above, these rotating dense regions are called SIRs/CIRs (e.g. Richardson, 2018). A CIR’s lifetime may exceed one solar rotation, and SIRs are shorter living analogues of CIRs. Both types of structures are powerful objects in the solar wind, carrying electric currents and energy in the inner heliosphere because

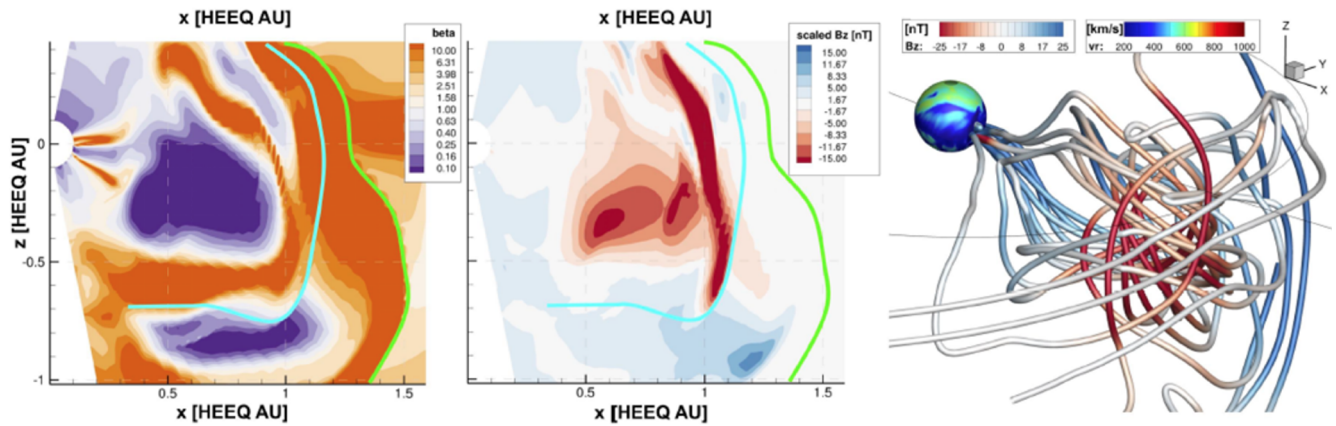


Figure 2. EUHFORIA simulation with spheromak model for three interacting CMEs on 7 September 2017 at 18:00 UT. The lime contour outlines two first CMEs that merged close to the Sun, while the blue contour marks the third CME that reached the previous CMEs further out in interplanetary space (adapted from Scolini et al., 2000).

of their long-lived solar sources and formation of ISs and strong current sheets at their borders.

Note that ISs similar by properties to ICME-driven shocks are formed at edges of SIRs/CIRs, not in the corona, as in the CME case but at 2–3 AU. At Earth’s orbit, SIR/CIR-driven shocks are not strong and even not completely formed in many events; therefore their direct impact on the terrestrial magnetosphere is lesser than the impact of ICME-driven shocks that propagate outward the Sun and hit the Earth more often. However, with distance, SIRs/CIRs become more powerful than weakening ICMEs. Because of the poorly formed forward shock at 1 AU, SIRs/CIRs are responsible for the development of geomagnetic storms without sudden commencements and are often not considered seriously, although they can bring a strong southward vertical component of the IMF to the Earth and consequently cause as strong geomagnetic storms as ICMEs (e.g. Chi et al., 2018).

Since CHs can appear at any time throughout the solar cycle, and because their shape is irregular and evolves with time, forecasting CIR/SIR encounters with the Earth’s magnetosphere represents a particularly formidable task. Such a forecast however is critically important, as CIRs/SIRs and fast solar wind streams are the main triggers of geomagnetic storms in the absence of solar active regions and CMEs. As noted above, CIR/SIR-driven ISs represent a major source of energetic particles in the heliosphere during solar minima, and they are highly important for causing acceleration of electrons to relativistic energies in the Van Allen radiation belts. These are all crucial space weather considerations that cannot be ignored. Therefore, there are additional challenges in studying and predicting space weather effects caused by the impact of geoeffective CIRs/SIRs and subsequent fast flows from CHs on the terrestrial magnetosphere.

CHs often co-exist with low-latitude active regions, especially around solar maximum, resulting in complex and poorly investigated effects as streams and flows on their

way to the Earth. Observations in white light show that ICMEs are often compressed and deflected by CIRs/SIRs, and vice versa, a free-flowing SIR can be interrupted by an ICME with the consequent formation of a compressed ICME–SIR conglomerate at one of the ICME flanks (see Fig. 3). One may suggest that these interactions can significantly enhance the geoeffectiveness of both structures, leading to particularly strong and complex geospace responses. We illustrate this fact below. The three panels in Fig. 3a show co-existing ICMEs and SIRs in the interplanetary space as predicted by ENLIL real-time simulations (see the corresponding animation at https://www.wired.com/images_blogs/wiredscience/2012/03/coronal-mass-ejection-forecast-march-5-8-2012-nasa.gif, last access: 4 December 2021, and details of the technique at <https://ccmc.gsfc.nasa.gov/models/modelinfo.php?model=ENLIL>; last access: 4 December 2021, Odstreil, 2003). This picture is typical for the solar maximum period when coronal holes are located at low heliolatitudes.

The SIRs in Fig. 3a resemble elongated sleeves rotating anti-clockwise (the ecliptic plane is seen from the north pole of the Sun), and ICMEs can be identified as half-circle-shaped structures propagating more or less radially. The sequence of snapshots shown from top to bottom in Fig. 3a allows us to identify two ICMEs ejected with some delay in the background of four long-lived SIRs. Since the second ICME with a smaller leading front propagates faster, the ICMEs merge beyond the Earth orbit, covering at least a half of the heliosphere. The left panels depict the evolution of the streams and flows in the ecliptic plane (the view is from the north pole of the Sun), and the right panels indicate the shape and dynamics of the streams and flows in the vertical cut made through the Earth position (a yellow dot). According to the classic ENLIL modelling, based on photospheric magnetograms, potential field source surface and Schatten current sheet models, the Earth happens to be on the way of

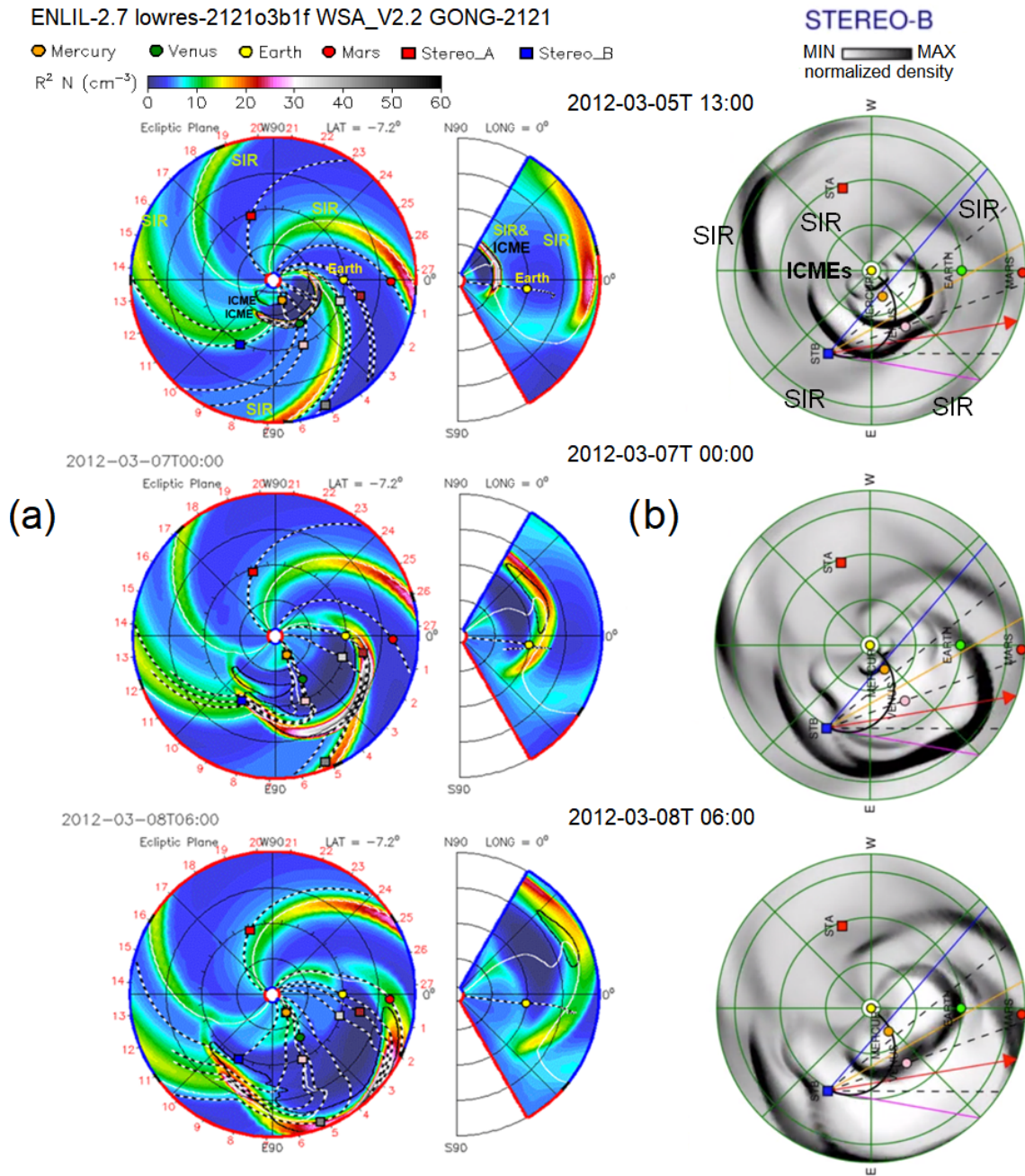


Figure 3. Propagation of streams and flows and formation of magnetic cavities in the inner heliosphere in 5–8 March 2012 according to ENLIL (a) classic reconstructions of the solar wind density based on solar synoptic charts and (b) synthetic images (predictions) of the STEREO B heliospheric imager remote observations of the solar wind density. (a) On the left is a view in the ecliptic plane, and on the right is a longitudinal cut at the Earth’s location. SIRs resemble rotating sleeves and ICMEs are initially half-circles. The dashed white and black line is the intersection of the 3-D HCS with the ecliptic plane. Red and blue colours round the circle indicate the dominant direction of the IMF. (b) Normalized density values are shown according to the scale above the upper panel, from light grey to black. According to (b), stream leading fronts have more complex shapes and propagate faster than predicted in (a). The number of streams and flows in (b) is also larger. Large-scale magnetic cavities may be formed by strong current sheets at leading stream/flow fronts and the HCS.

the flank of the first ICME actively interacting with a SIR; therefore it meets one of the SIRs first, and then an intense density disturbance of the merged ICME–SIR leading fronts is seen. The ICME is distinguishable as a black contour in the colour SIR background.

The simulations in Fig. 3a show that both the high-speed streams and flows from coronal holes push the heliospheric current sheet (HCS) in front of them, which creates one of the most often observable types of magnetic cavities in the heliosphere, namely, the cavities formed by the strongest current sheet at the leading edge of a stream/flow and the HCS (Khabarova et al., 2015, 2016). The fact that the SIR and ICME leading fronts can act as magnetic walls was debated just 10 years ago but is commonly accepted nowadays (Khabarova et al., 2016). Recently, it has been found that magnetic cavities play a critical role in the confinement of energetic particles in the solar wind, leading to development of a cascade of effects that allow for significant particle acceleration in the heliosphere (see Sect. 2.1.3).

It is obvious from Fig. 3a that SIRs do not allow ICMEs to propagate freely, deflecting those and changing their trajectory, and, on the other hand, the model predicts that the SIR front can be broken by an ICME. One can find a lot of similar video clips from ENLIL reconstructions of the solar wind density and the other plasma parameters; see <http://www.helioweather.net/> (last access: 4 December 2021), https://ccmc.gsfc.nasa.gov/RoR_WWW/enlil-rt/latest/density.html (last access: 4 December 2021) and <https://iswa.gsfc.nasa.gov/IswaSystemWebApp/> (last access: 4 December 2021) (choose heliosphere – ENLIL density, velocity and dynamic pressure in the inner heliosphere).

ENLIL reconstructions of observations of the solar wind in white light from heliospheric imagers (HIs) suggest even more complex combination of events occurring in the inner heliosphere during the same period. Figure 3b shows reconstructions of the density for HI on board STEREO B as presented in the Helioweather archive⁸. The STEREO B panels are turned 90° left from their original appearance for an easier comparison with the classic ENLIL predictions.

Comparing the three grey panels in Fig. 3b with the corresponding panels in Fig. 3a, one can notice that the classic ENLIL describes the current global situation in the solar wind rather approximately. The HI predictions show more ICMEs than predicted by ENLIL in Fig. 3a, the four instead of two as seen in the upper panel. The number of SIRs is five, and one can find that the leading ICME actively interacts with one of the SIRs at the very early stage of its propagation. As a result, its front becomes w-shaped. Since the ICMEs interact with each other and several SIRs, the front of the first ICMEs becomes depleted, and the fronts of all ICMEs are far from radial. The SIRs tend to merge by the

Martian orbit, according to the HI observations, which is not the case in classic ENLIL simulations.

It is also obvious that the sequence of events is realized faster in Fig. 3b. The two ICMEs reconstructed in Fig. 3b have wider fronts and move faster than predicted in Fig. 3a. According to the bottom panel of Fig. 3b, soon after the passage of the predicted “ICME flank–SIR” conglomerate, the Earth faces the other, unpredicted strong front of two merged ICME flanks on 8 March 2012. The time of the detection of the disturbances at the Earth’s location perfectly corresponds to distant STEREO observations shown in the bottom panel of Fig. 3b and poorly corresponds to predictions in Fig. 3a, as one can easily find at https://omniweb.gsfc.nasa.gov/form/sc_merge_min1.html (last access: 4 December 2021) (not shown). This result is generally in agreement with studies in which classic ENLIL predictions are compared with observations (e.g. Jian et al., 2011).

Therefore, although global ENLIL modelling is a tremendous step forward in understanding of the 3-D heliosphere, different versions of the same model may give dramatically different results, and the real picture of large-scale processes occurring in the solar wind is too complex to be predicted in full. The next step in the development of MHD models predicting space weather is employing remote and in situ observations of the solar wind parameters as the input. More STEREO-type missions are required to control space weather and understand in situ observations.

Currently, for space weather predictions based on remote measurements of the solar wind parameters, there is only one spacecraft stably providing real-time remote-sensing information on the solar wind from HIs, namely STEREO A^{9,10}, and there are reconstructions from the ground-based interplanetary scintillation (IPS) data provided by ISEE, Nagoya University, Japan¹¹. Therefore, until several missions carrying HIs ensure the entire sphere around the Sun is covered with white light observations, the development of ENLIL-like models and their synergy with available methods of heliospheric tomography are very important. Most of the current coronal magnetic field models (both numerical and analytical) use as boundary conditions photospheric field measurements (line-of-sight component averaged over a solar rotation, and/or actual vector magnetic fields). These measurements are then extrapolated to estimate/infer the 3-D open/closed coronal and solar wind magnetic structure and the presence of high-speed streams. Refinements of these observational and modelling techniques are essential for improving space weather forecasting.

The internal structure of CIRs/SIRs as well as ICMEs is also a major open research question with significant space weather consequences. Recent studies confirm prior sug-

⁸<http://www.helioweather.net/archive/2012/03/stb1dej.html>, last access: 4 December 2021

⁹https://secchi.nrl.navy.mil/secchi_flight/images, last access: 4 December 2021

¹⁰<https://heliviewer.org>, last access: 4 December 2021

¹¹<https://ips.ucsd.edu/>, last access: 4 December 2021

gestions that CIRs/SIRs as well as ICMEs frequently embed strong current sheets and plasmoids/blobs/flux ropes (in 3-D) or magnetic islands (in 2D consideration) of various origins, both local and solar (Khabarova et al., 2016; Khabarova and Zank, 2017; Sanchez-Diaz et al., 2017; see also <https://csdb.izmiran.ru>, last access: 4 December 2021). In Sect. 2.1.3 we discuss how these structures enhance the ability of ICMEs and CIRs to accelerate particles locally.

In this section, it is important to note that since some of these structures are created by magnetic reconnection in the solar wind, they are observed in front of the high-speed streams/flows in magnetic cavities formed by the HCS and approaching ICMEs and CIRs/SIRs (Khabarova et al., 2016, 2021; Adhikari et al., 2019). Therefore, small-scale magnetic islands (SMIs) of ~ 0.001 – 0.05 AU length may represent potentially geoeffective structures, being an underestimated source of ultra-low-frequency (ULF) magnetospheric waves that occur at the magnetopause due to the solar wind–magnetosphere interaction. Khabarova et al. (2016) performed the Wavelet analysis of the IMF and plasma parameters and noticed that crossings of SMI-filled regions are observed as quasi-regular variations in the IMF and the solar wind density in the ULF range, which at least partially explains the prior findings of the increased level of ULF-variations in the solar wind before geomagnetic storms.

SMIs can be geoeffective for the following reasons (see Shi et al., 2014; Liu et al., 2016, and references therein): (i) ULF pulses create or significantly modulate fluxes of so-called “killer” electrons in the Van Allen belts with energies up to several megaelectron volts (MeV); (ii) ULF pulses of the solar wind destabilize the magnetosphere as a turbulent IMF drives auroral activity more strongly than the laminar solar wind; (iii) ULF pulses generate lower latitude geomagnetic field variations in the ULF range and long-lived plasma vortices in the nightside magnetospheric plasma sheet, being associated with various secondary effects; and (iv) SMIs represent a source of ULF solar wind pressure variations known for their geoeffectiveness. The presence of ULF variations in the IMF and the solar wind plasma in magnetic cavities formed by the HCS from one side and an ICME or a CIR/SIR from the other can be used for prognostic aims. For an observer at the Earth’s position, such ULF variations occur before the onset of a geomagnetic storm produced by geoeffective ICMEs or CIRs/SIRs, which may improve the accuracy of mid-term forecasts of geomagnetic storms.

2.1.3 Predictability of interplanetary shocks and energetic particle flux enhancement

Solar energetic particles (SEPs) with energies overlapping with cosmic ray energies present a major space weather hazard. There are still major open questions regarding the characteristics of the energization process leading to the emergence of SEPs (i.e. flares, CMEs, interplanetary shocks, waves and their synergy), along with the importance of

suprathermal seed particle populations from small flares, CIRs and previous solar events, of ion composition information and of shocks.

The predictability of the occurrence of solar radiation storms, characterized by severe enhancements of the solar energetic particle flux, strongly depends on the predictability of flares and properties of CMEs (Sect. 2.1.1). In addition to their role in local particle acceleration, interplanetary shocks (ISs) are also geoeffective in terms of their interaction with the terrestrial magnetosphere. At Earth’s orbit most ISs are forward shocks driven by CMEs. ISs are also formed at leading/trailing edges of CIRs/SIRs but typically far from the Earth, at 2–3 AU. Consequent differences in propagation and inclination of shock fronts to the interplanetary magnetic field direction determine peculiarities of their geoeffectiveness and the efficiency of particle acceleration, which is still investigated insufficiently. Theoretical studies of the fundamental properties of shock waves in the solar wind plasma are needed. Owing to the strong non-linearity of processes of particle acceleration and IS–magnetosphere interaction, IS geoeffectiveness is influenced by properties of the solar wind through which an IS propagates.

According to coronagraphic and EUV imaging observations, CME-driven shocks can be formed at the earlier stage of CME development in the corona (e.g. Zucca et al., 2018), but they can also form at larger distances, depending on the acceleration profile of CMEs (Gopalswamy et al., 2015). After formation, ISs propagate further in the solar wind and are easily distinguishable in situ because of typical jumps in the plasma and IMF parameters at the shock front (e.g. Richardson, 2011). The following catalogues of ISs observed by different spacecraft in the solar wind can be recommended for practical aims: https://www.cfa.harvard.edu/shocks/wi_data/ (last access: 4 December 2021) and <http://ipshocks.fi/database> (last access: 4 December 2021).

Using the catalogues, one can find that ICME-driven fast-forward ISs dominate over other types of shocks at 1 AU except for the solar minimum phase of the solar cycle, as shown by Kilpua et al. (2015a). The cycle dependence appears because ISs are also formed at leading/trailing edges of CIRs/SIRs that prevail during solar minimum. As noted above, the CIR/SIR-driven IS formation typically takes place far from the Earth. Differences in origination, propagation and inclination of shock fronts to the interplanetary magnetic field direction determine peculiarities of IS geoeffectiveness and the efficiency of particle acceleration, which is still investigated insufficiently.

Interplanetary models, the output of which suggest a prediction of the IS arrival to the Earth’s magnetosphere, usually use the location, the duration, the class of the solar event, the total energy of the explosion and the CME initial speed as input parameters (e.g. Smith et al., 2009), and the rest of parameters used may vary. Peculiarities of the IS–magnetosphere interaction and geoeffectiveness of ISs followed by ICMEs/SIRs significantly depend not only on the

shock obliqueness or the impact angle, but also on properties of the solar wind through which a particular IS propagates (e.g. Smith et al., 2009; Núñez et al., 2016). These properties include the ambient solar wind speed, characteristics of turbulence and the IS interaction with various quasi-stable solar wind structures, i.e. other ISs, streams and the HCS.

ISs associated with the X-class events are the most predictable (Smith et al., 2009), which again shifts the focus of forecasts towards extreme or at least strong events causing intense geomagnetic storms. Meanwhile, predictability of mild and medium-intensity events is still a weak point. The other point is that IS predictions suggest searching for changes in active regions, not CHs. As a result, the overwhelming majority of IS forecasts are able to predict the arrivals of CME-driven shocks only.

Meanwhile, there is a forecasting technique that can take CIR/SIR-driven ISs into account. It is based on observations of energetic particles that may have different origins (e.g. Vandegriff et al., 2005). Indeed, most strong ICME-driven shocks are preceded by the arrival of SEPs of energies overlapping with cosmic ray energies (from keV to GeV; see Mewaldt et al., 2012, and Gopalswamy et al., 2012). SEPs represent a major space weather hazard and therefore are studied quite extensively (e.g. Reames, 2017). Predictability of the occurrence of solar radiation storms, characterized by severe enhancements of the solar energetic particle flux, strongly depends on the predictability of flares and properties of CMEs (see above). At the same time, observations of steadily growing energetic particle flux with energies above several megaelectron volts per nucleon at 1 AU always allow the arrival of an ICME preceded by an IS to be anticipated.

Even in the case of energetic particle flux enhancements observed only in lower energy channels (from keV to MeV), one may suggest that the energetic particles are accelerated locally by an IS of either ICME or CIR/SIR origin. Energetic particles with energies up to tens of megaelectron volts stream from CIR/SIR-driven ISs from further heliocentric distances back to the Earth position. This makes CIRs/SIRs as potentially hazardous as ICMEs not only because of their geoeffectiveness in terms of their ability to trigger geomagnetic storms (e.g. Chi et al., 2018) but also because of the long-lasting periods of energetic particle flux enhancements associated with them, which are especially important to predict at solar minimum (e.g. Posner et al., 1999).

Note that there is a way to distinguish between processes of particle acceleration occurring locally and distantly (e.g. Khabarova and Zank, 2017). Spectrograms of the time arrival of 10–70 AMU ions, also known as ion speed dispersion plots, show $1/\text{ion speed}$ vs time as observed in situ by a spacecraft (4d Ion 1/Velocity Spectrograms from the Ultra Low Energy Isotope Spectrometer of the Advanced Composition Spectrometer (ACE/ULEIS) are available at <http://www.srl.caltech.edu/ACE/ASC/DATA/level3/summaries.html>, last access: 4 December 2021). On each spectrogram, there is the diagonal black line showing a

pattern of the velocity dispersion typical for free propagation of energetic particles from the Sun to the spacecraft along the magnetic field line of a length of 1.2 AU. The inclination occurs because particles of larger energies accelerated at the Sun propagate faster than particles of lower energies. At the same time, particles accelerated locally, for instance, at ISs show vertical patterns in the spectrograms. The method is potentially useful for the IS arrival prediction but still not included in predictive schemes.

Local particle energization in the solar wind has been attributed to ISs for a long time. Energetic particles can be accelerated at ISs due to the diffusive shock acceleration (DSA) mechanism (e.g. Zank et al., 2000; Reames, 2017). Meanwhile, as noted above, ISs are also associated with numerous dynamical effects developing both at the IS itself and far downstream (see Sect. 2.1.2). It has been shown that dynamics of turbulence-borne structures, namely, current sheets and plasmoids/flux ropes or SMIs in sheath regions ensure local particle acceleration that leads to the significant amplification in the energetic ion flux (e.g. Zank et al., 2015).

Furthermore, both observational and theoretical studies suggest the occurrence of particle acceleration in regions not related to ISs but filled with current sheets and SMIs or larger scale fragmented magnetic clouds (Khabarova et al., 2015, 2016, 2020, 2021; Adhikari et al., 2019; Le Roux et al., 2019). Such acceleration is typically observed within magnetic cavities formed by strong current sheets at edges of different streams/flow and/or the HCS. Energetic ion flux enhancements and associated effects of local particle acceleration seen in pitch-angle distributions of suprathermal electrons are often associated with the HCS and the heliospheric plasma sheet surrounding the HCS as well as near similarly strong current sheets (Zharkova and Khabarova, 2012, 2015; Khabarova et al., 2015, 2020). Note that the occurrence of the HCS also impacts the propagation of SEPs in the heliosphere at global scales, which should be taken into account (e.g. Battarbee et al., 2018).

The energy range in which local effects associated with current sheets and SMIs can be expected is from tens of kiloelectron volts (keV) to several megaelectron volts. However, the upper threshold may be larger since it strongly depends not only on the typical size of flux ropes, but also on the energy of so-called seed particles pre-existing in the system. Combined cases of SEPs and DSA particles as seed particles re-accelerated locally in SMI and current sheet regions may be observed with energies reaching tens of megaelectron volts (Zank et al., 2015; Khabarova et al., 2016; Khabarova and Zank, 2017). Meanwhile, the effects are often spatially separated, i.e. associated with the same stream but effective in its different parts (see Fig. 4 for the case of consequent particle acceleration by an IS and magnetic islands).

In summary, there is a significant number of open issues associated with the emergence of SEPs, which count among the most important space weather hazards. To mention just a few of them, which are the conditions for scatter-free and

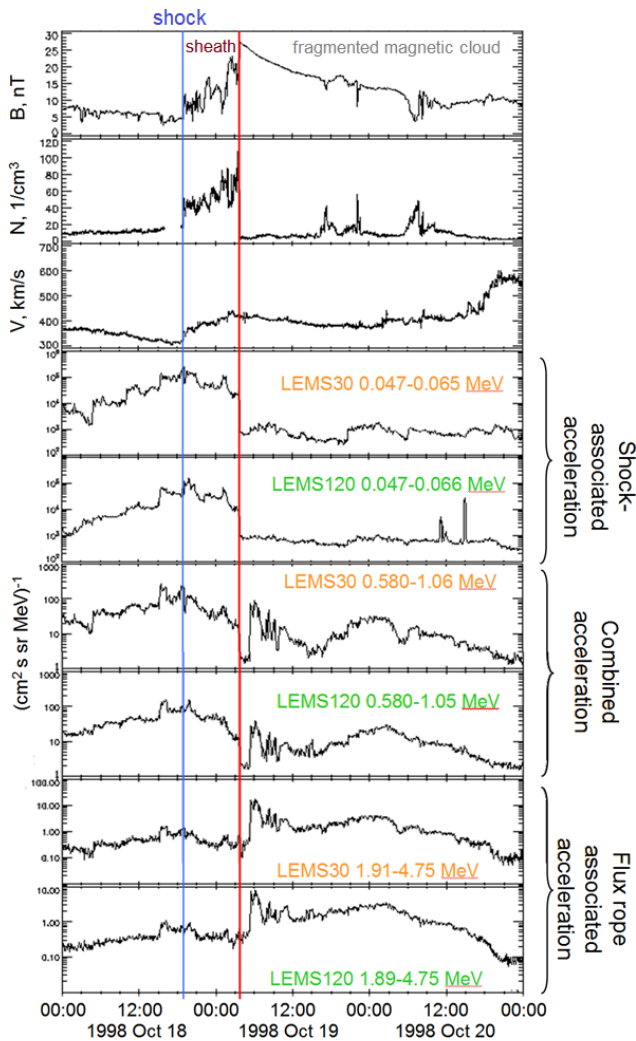


Figure 4. Energetic ion flux enhancements caused by different mechanisms as observed in the same stream. From top to bottom: the IMF strength, plasma parameters (density and speed) from ACE (at L1), and ion flux from ACE LEMS30 and LEMS120 (see corresponding energy channels indicated). The first ion flux enhancement is clearly associated with the IS (blue line) as seen in lower energy channels. The role of diffusive shock acceleration decreases with increasing energy, but, beginning with ~ 0.6 MeV, local particle acceleration is seen in the fragmented magnetic cloud region filled with flux ropes/plasmoids/magnetic islands and strong current sheets. Adapted from Khabarova and Zank (2017).

diffusive transport of SEPs? What are the details of near-Sun SEP generation processes? What is the relative role of coronal shocks versus interplanetary shocks? What are the shock properties both at their onset and as they travel outward (shape, shock normal and associated waves)? What is the importance of local particle acceleration in the solar wind?

Both theoretical and observational studies of the fundamental properties of shock waves and associated effects are needed. Further work in this direction requires not only

the improvement of the existing models, but also creation of new robust models that would take into account a variable response of the magnetosphere on weak- and medium-intensity events that include not only CME but also SIR/CIR-associated impacts.

2.2 Solar wind–magnetosphere coupling, internal magnetospheric dynamics and the predictability of substorms and geomagnetic storms

Solar wind–magnetosphere coupling and internal magnetospheric dynamics play complex and crucial roles in space weather. Accurate and reliable predictions of space weather require the understanding of all key aspects of the complex interplay of external and internal regulating factors operating over timescales ranging from milliseconds to days. Radiation belts, in particular, can experience drastic changes in timescales as short as minutes, while as mentioned above, a substorm cycle lasts a few hours and a geomagnetic storm several days.

Interplanetary shocks associated with coronal mass ejections (CMEs) have very profound effects on geomagnetic activity (Zong et al., 2009; Yue et al., 2010; Yue and Zong, 2011). The perpendicular interplanetary shocks can produce more intense geomagnetic activity compared with parallel ones under the same IMF precondition. The ambient interplanetary magnetic field will be compressed by a perpendicular shock more strongly, than a parallel shock. Thus, a perpendicular interplanetary shock can produce more intense geomagnetic activity than a parallel one. Also, with a southward IMF precondition, substorm onsets may be more likely to follow the interplanetary shock arrival, while with a northward IMF precondition, only typical compression effects to the magnetosphere can be observed. Together with a southward IMF precondition, interplanetary shocks and driven ICMEs can intensify geomagnetic storms significantly. Studies show that interplanetary shocks can intensify the southward vertical IMF component (B_z) precondition by a factor of 3 to 6. This effect would enhance geomagnetic activity greatly (Fig. 5; Yue and Zong, 2011).

While general interplanetary constraints for causing significant geospace storms are relatively well understood, for example, the crucial importance of the IMF southward component and solar wind speed, there are several open questions related to the details of the coupling. Some relevant outstanding questions include the following:

- How do various solar wind conditions (e.g. IMF components, speed, density, level of turbulence) and different large-scale drivers control coupling efficiency and energy and mass transfer from the solar wind to the magnetosphere?
- How do solar wind conditions control the occurrence frequency and location of magnetospheric waves?

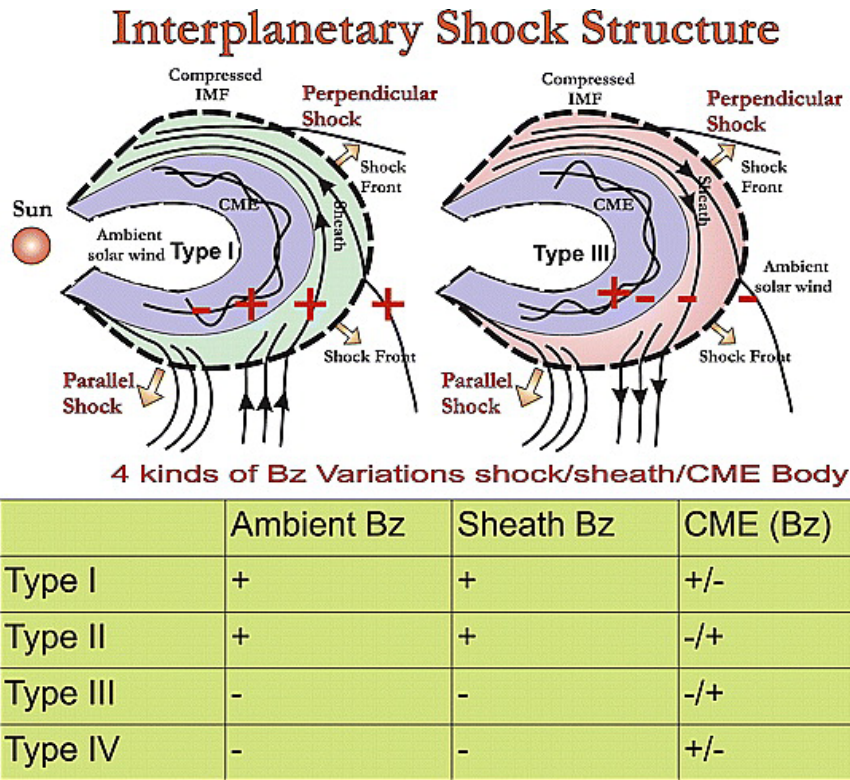


Figure 5. Schematic diagram of the Type I and Type III IP shocks and driven CMEs (Yue and Zong, 2011).

- How do slow solar wind structures, which are increasingly found, especially in the vicinity of the HCS and stream boundaries, influence solar wind–magnetosphere coupling and resulting space weather?

With regard to internal magnetospheric dynamics, some of the most pertinent open issues are as follows:

- How do electromagnetic waves of various modes in the inner magnetosphere (e.g. ULF, chorus, hiss, electromagnetic ion cyclotron waves) influence acceleration, transport and losses of radiation belt electrons?
- How do both external and internal processes drive and regulate such waves and eventually determine which mechanisms dominate energetic particle dynamics?
- How do other plasma populations in the inner magnetosphere, such as the plasmasphere and ionosphere (including ion outflow), influence and contribute to energetic particle dynamics?
- What is the impact of memory and preconditioning of the inner magnetosphere on the intensity and evolution of geomagnetic storms and magnetospheric substorms?

As these are key issues in the predictability of the geospace radiation environment, studies to address them using coordinated space-borne and ground-based instrumentation along with models are of essential importance.

Magnetospheric substorms and geomagnetic storms are the most important collective phenomena in geospace, dissipating the energy transferred by the solar wind to the magnetosphere. While a substorm cycle lasts approximately 2–3 h, a storm may last from a few hours to even weeks. Substorms with significant space weather effects can also occur without magnetic storms, while the storm–substorm relation is still under debate (see Daglis et al., 2003; Daglis and Kamide, 2003; Daglis, 2006; Runge et al., 2018).

The importance of storms and substorms for space weather relates to several aspects:

- They generate waves (through substorm-injected electrons and ring current ion anisotropies) that can accelerate electrons to relativistic energies; such electrons are the causes of internal charging of satellites and associated malfunctions (e.g. Hilgers et al., 2007; Reeves and Daglis, 2016).
- They are responsible for geomagnetically induced currents (GICs), which are a serious threat for power grids (e.g. Pirjola, 2007).
- They supply energetic electrons to the inner magnetosphere, which form the seed population for relativistic electrons in the outer Van Allen belt (Daglis et al., 2019). Seed electrons pose themselves a threat to satel-

lites through surface charging (e.g. Garrett and Whittlesey, 2011; Sarno-Smith et al., 2016).

There have been several prediction models for Dst (geomagnetic storms, i.e. the intensity of the ring current) and AL (magnetospheric substorms, i.e. the intensity of auroral electrojet currents). Due to the importance of both phenomena, the scientific community should continue the effort of improving such prediction models. Understanding the substorm triggering mechanism, in particular, is a pertinent science research topic and should be taken into account in any prediction model. Key model items include the timing of substorm onset and the intensity, spatial location and extent of the substorm.

3 Space weather and the Earth's atmosphere

The space weather of the middle and upper atmosphere (including ionosphere) is characterized by the variability occurring on timescales of minutes to weeks. This short-term variability is governed by several processes which partly originate at lower altitudes (e.g. planetary waves, atmospheric tides and gravity waves) (Oberheide et al., 2015) but also come from outside the Earth's system (e.g. solar particles and radiation) (Lei et al., 2008). Anthropogenic sources can also drive changes at large and small scales in the middle and upper atmosphere (Emmert et al., 2012; Yue et al., 2015; Lin et al., 2017). The near-Earth space weather is of critical societal importance due to its influence on communication and navigation operations (Kelly et al., 2014; Frissell et al., 2014), as well as forming the dominant orbital perturbation and re-entry environment for spacecraft in low Earth orbit (LEO) (Leonard et al., 2012; He et al., 2020).

3.1 Response of the thermosphere and ionosphere to various forcings from above and from below

The thermosphere and ionosphere are driven by both the upward coupling from waves originating in the lower atmosphere and downward coupling from solar and magnetospheric forcing. Understanding the response to these forcings is critical for specification and prediction of the thermosphere and ionosphere and their impact on communication, navigation and spaceflight operations. Recent ground- and space-based observations, combined with the development of whole atmosphere models, have led to increased understanding of how the thermosphere and ionosphere respond to forcing from above and below.

A focus of this research area is to better understand the internal variability and to improve the predictability of a variety of phenomena. At high latitudes, particle precipitation, electric field penetration, Joule heating and Lorentz force can introduce the signatures of both the longer scale solar variability and of the shorter timescales of recurrent geomagnetic storms (Lei et al., 2008; Deng et al., 2008). At mid-

latitudes to low latitudes, plasma irregularities and travelling ionospheric and atmospheric disturbances can result in the diffraction of trans-ionospheric radio signals used for satellite navigation and communications, resulting in the scintillation and fading of the received signals on the ground (Kelly et al., 2014; Tsunoda et al., 2015). The equatorial electrojet, equatorial ionization and temperature anomalies dominate the structures of the ionosphere in this region (England, 2012; Liu et al., 2017), while the equatorial thermosphere anomaly is manifested in the thermosphere neutral density and temperatures (Lei et al., 2012; Liu et al., 2017). These features, as well as the global ionospheric (Sq) currents, are sensitive to the effects of vertically propagating atmospheric tides (Yamazaki et al., 2016). Stratospheric sudden warmings (SSWs) have also been found to alter the local time variation of the ionosphere (Goncharenko et al., 2010; Lin et al., 2012). This has been attributed to variations in upward-propagating atmospheric tides in the ionospheric E region wind dynamo induced by altered propagation conditions in the stratosphere and mesosphere (Liu and Richmond, 2013) and to amplification of the lunar gravitational tides (Forbes and Zhang, 2012). The thermosphere is also known to exhibit considerable variability during SSWs due to tidal induced changes in the thermospheric mean circulation (Pedatella et al., 2016) and changes in gravity wave drag (Yiğit et al., 2014). Specific questions related to this focus area include the following:

1. What is the response of the thermosphere and ionosphere to magnetospheric forcing?
2. What is the influence of the lower atmosphere on ionosphere and thermosphere dynamics?
3. What are the factors controlling the occurrence of equatorial plasma irregularities, and what are their relative importance?
4. How and in what ways do solar flares modulate the terrestrial atmosphere?
5. What are the technological consequences (e.g. GNSS positioning, radio wave propagation, satellite drag) of ionospheric and thermospheric variability?

The community should continue to work on advancements of the aforementioned science issues in order to enhance understanding of the predictability of vertical and horizontal coupling produced by factors from above and below the ionosphere–thermosphere region.

3.2 Magnitude and spectral characteristics of solar and magnetospheric forcing

Earth's atmosphere and ionosphere are significantly affected by the increased energy deposition that occurs during solar and magnetospheric driven disturbances. Solar flares cause

significant changes on the ionosphere and thermosphere. Geomagnetic disturbances, including storms and substorms, provide energy input into the high-latitude atmosphere and eventually propagate to lower latitudes. Various magnetospheric processes, such as plasma waves and pitch-angle scattering, cause precipitation of the energetic particles from the magnetosphere to the ionosphere and neutral atmosphere. These different sources of energy inputs into the ionosphere and atmosphere are complex, and modelling and observation efforts are necessary to improve specification of the energy inputs. Predictive skill of the mesosphere, thermosphere and ionosphere depends in part upon accurate specification and prediction of the different solar and magnetospheric forcing. Critical areas to be addressed include the following:

1. What is the magnitude, spectra and location of particle precipitation from the magnetosphere to the ionosphere and atmosphere?
2. What are the global electric currents and electric fields imposed from the magnetosphere to the ionosphere?
3. How are the likelihood of the occurrence of solar flares and their spectral characteristics predicted and quantified?
4. What is the uncertainty in specifications of solar and magnetospheric forcing?

3.3 Chemical and dynamical response of the middle atmosphere to solar and magnetospheric forcing

Energetic particle precipitation (EPP) from solar eruptions, galactic cosmic rays and Earth's magnetosphere penetrates into the atmosphere. EPP deposits energy and triggers local ionization, which perturbs the chemical and thermal structure of the middle atmosphere at high latitudes. Notably, EPP leads to production of nitrogen oxides ($\text{NO}_x = \{\text{NO} + \text{NO}_2\}$) and hydrogen oxides ($\text{HO}_x = \{\text{H} + \text{OH} + \text{HO}_2\}$) that can strongly contribute to ozone depletion in the mesosphere and stratosphere (Seppälä et al., 2014). Ozone changes could then affect the radiative balance, which in turn would modulate the atmospheric dynamical state of the middle atmosphere. These changes in the dynamics of the middle atmosphere will affect the propagation of waves into the upper atmosphere, thus providing another pathway in which EPP can affect the upper atmosphere and ionosphere. Though strong EPP events are themselves relatively short-term processes, EPP may introduce longer term variability due to the differences in their frequency over the solar cycle (the most extreme events often occur in a few years after solar maximum). For this reason, EPP has been recognized as one part of the solar–climate connection by the climate community. They have recently been included in the CMIP6 (6th Phase of the Coupled Model Intercomparison Project) recommended solar forcing (Matthes et al., 2017) and are important for Pillar 3 of PRESTO.

The source region of EPP-generated NO_x and HO_x is the mesosphere and lower thermosphere (MLT; 50–150 km), an altitude region not included in most climate models. A better representation of the MLT is required in order to improve our understanding of the EPP effect on the middle atmosphere and climate. Although significant progress has been made in recent years, there remain discrepancies of an order of magnitude (or more) between modelled and observed NO_x (Andersson et al., 2018). Potential reasons for the model–observation discrepancy include inaccurate magnetospheric inputs and ionization rates and underrepresentation of the downward transport. Evaluating the reasons for these discrepancies is critical for improving the representation of EPP in climate models. The complex chain of coupling processes that have an end result of dynamical changes in the lower–middle atmosphere, as illustrated in Fig. 1, is also not well understood (e.g. Seppälä et al., 2013).

3.4 Impact of atmospheric waves and composition changes on the middle and upper atmosphere

The results from the past decade have shown that wave sources originating in the lower atmosphere, such as tides and planetary and gravity waves, can have a significant and persistent effect on the variability and structure of the middle and upper atmosphere (Oberheide et al., 2015). These sources can be generated by convection and jet streams in the lower atmosphere and SSWs in the middle atmosphere, as well as wave breaking and mixing in the upper atmosphere. These waves span a large spatial and temporal spectrum, ranging from small-scale gravity and acoustic waves with durations of minutes to the global-scale tides and planetary waves which vary on daily, seasonal and interannual timescales. As they propagate upwards, atmospheric waves can have a considerable impact on the middle and upper atmosphere. This can be through wave dissipation, in which breaking waves and tides impart momentum forcing upon the background winds (Chang et al., 2011), while also enhancing the eddy mixing of the normally diffusively separated thermosphere and ionosphere above the turbopause (Qian and Solomon, 2012; Yamazaki and Richmond, 2013; Yue and Wang, 2014; Chang et al., 2014). The vertically propagating waves themselves also represent an important source of variability in the middle and upper atmosphere, with some very long vertical wavelength tides and waves being capable of propagating well into the upper thermosphere (Oberheide et al., 2015; Gasperini et al., 2015). Anthropogenic sources of waves and composition change have also been shown to be sources of middle and upper atmospheric variability. Elevated carbon dioxide levels diffusing upwards from the lower atmosphere have been shown to manifest in both the mesosphere and thermosphere (Emmert et al., 2012; Yue et al., 2015). Smaller scale travelling ionospheric disturbances have also been found to be generated by the wake waves produced by satellite launch vehicles (Lin et al., 2017).

Of critical importance is understanding how the wave spectrum evolves with altitude and its consequent impacts on the middle and upper atmosphere. Among the key questions to be considered are the following:

1. How do we quantify the effects of gravity waves, planetary waves and tides (and their interactions) on the dynamics and chemistry of the middle and upper atmosphere?
2. What is the extent that SSWs couple the whole atmosphere, including effects on dynamics, composition and chemistry?
3. Can gravity waves be better defined in terms of the mesoscale gravity wave spectrum, amplitude and vertical penetration into the thermosphere?
4. What is the predictability of atmospheric waves and their effects on the middle and upper atmosphere?
5. How do the various waves contribute to the global dynamics of the thermosphere and ionosphere?

Long-term changes in atmospheric composition (e.g. CO₂ and O₃) may also have consequences for the short-term variability of the middle and upper atmosphere. This could either occur directly through changes in the wave sources and forcing or indirectly by changes in the mean flow which impact the wave propagation. The thermosphere is additionally radiatively cooled following geomagnetic storms by CO₂. An increase in baseline CO₂ levels thus has the potential to lead to a different response of the thermosphere to geomagnetic disturbances (Emmert et al., 2012; Yue et al., 2015; Lin et al., 2017). Questions that may be addressed related to the role of changing composition in the middle and upper atmosphere variability include the following:

1. How do long-term changes in composition impact the wave spectrum in the middle and upper atmosphere?
2. To what extent do changes in CO₂ influence the radiative cooling of the upper atmosphere?

4 Solar activity and its influence on climate

4.1 Solar activity: understanding the past and predicting the future

The next 5 years in the run-up to the maximum phase of Solar Cycle 25 provide an excellent opportunity for understanding solar cycle predictability and assessing data-driven (MHD dynamo models of the solar cycle (Bhowmik and Nandy, 2018; Nandy, 2021)). Decadal timescale activity is typically parametrized in variations of the sunspot number or surface magnetic flux that can be simulated by data-driven solar dynamo models. Surface flux emergence and its evolution driven by flux transport processes govern the Sun's

polar field reversal, distribution of open and closed magnetic field lines and the large-scale structuring of the corona. These models are now capable of separately predicting the Northern and Southern Hemisphere activity, which may be used for assessing asymmetry-related impacts on the heliosphere. Space weather and climate drivers, such as the frequency of coronal mass ejections (CMEs) and flares, spectral and total irradiance variations, open flux variations and cosmic ray fluxes expected over decadal timescale, may be derived from these dynamo and surface flux transport model-based predictions.

Quasi-periodic bursts in solar activity manifest in sub-annual to annual scale. Short-term fluctuations are also apparent in the sunspot time series, which may have important space weather consequences. Understanding and predicting these quasi-periodic variations may therefore benefit short-term space weather and long-term space climate assessment. A dynamical memory on the order of solar rotation timescale exists in the large-scale coronal structure, which may be used for predicting the evolution of global coronal and heliospheric field up to a month ahead. This may allow for similar time windows for predicting the structure and strength of the solar wind, interplanetary (open) magnetic flux and cosmic ray fluxes.

On a shorter timescale of days, both active region properties and MHD simulations are currently generating likelihood predictions of flares, CMEs and solar wind conditions, which are being used by operational space weather agencies, for example, the NOAA Space Weather Prediction Center. These necessitate continuous measurements of vector magnetic fields of solar active regions and exploration of which near-Sun properties determine eruptive potential. Machine learning techniques are beginning to be applied to these data-based approaches. Computational approaches include data-driven coronal field modelling techniques that are becoming more complex and sophisticated with increasing computing power.

Uncertainties remain in terms of (a) the underlying assumptions in dynamo models and differing predictions (e.g. solar cycle 24), (b) prediction of the timing and properties of solar eruptions and (c) seamlessly bridging different timescales. Solar cycle predictability beyond a decade also remains a major open question, and some studies indicate this is not possible. Will we have a solar cycle 25, or will there be an imminent slide to a Maunder Minimum-like phase? A critical comparative assessment of theoretical–computational models of solar activity, testing their underlying assumptions and confronting them with past data, may lead to transformative progress in understanding and predicting solar activity in the next decade. Such advances would enable accurate, physics-based inputs from the Sun to global climate models.

Assessing how solar activity models perform requires their testing with historical datasets. Reconstruction of past solar activity and long-term climate variations (across centuries) also opens up the possibility of separating natural and an-

thropogenic causes of climate change. In the industrial and post-industrial era, anthropogenic forcing clearly dominates over natural climate drivers, and thus going back to the pre-industrial era to establish the role of natural drivers is crucial. However, large uncertainties remain. There are information gaps, for example, for past solar spectral irradiance variations over millennial timescales and the floor of activity during the Maunder Minimum.

Reconstructing long-term solar impacts on Earth's climate is also difficult. Distinguishing between the solar-driven regional as opposed to global climate impacts in sparse historical records is challenging but necessary if we are to understand solar-driven impacts on large-scale atmospheric and ocean circulations. These questions need to be addressed to understand and assess the system-wide impact of solar variability. The emphasis should be on deciphering the physical pathways of Sun–climate relationships, for example, what physics of atmospheric systems is impacted by solar variability, rather than focusing simply on the global temperature, which is a net outcome of diverse factors.

4.2 Subseasonal to decadal variability of the terrestrial system

A grand challenge in environmental prediction is to bridge the gap between the weather and climate timescales. The subseasonal to seasonal (S2S) to decadal timescales are of particular interest. These are the timescales that are considered most relevant by policymakers and drive decisions in terms of, for example, infrastructure investments or land use. Forecast systems can already predict weather out to several weeks with reasonable accuracy, and variations on centennial scales are well represented in climate models. It seems reasonable to assume that some progress can be made in the intermediate timescales if we can simultaneously improve the forcing of the Earth system as well as the understanding of its response. Better prediction of the solar and geomagnetic forcing, with their inherent 11-year variations, and improved characterization of the atmosphere–ocean response to that forcing could be one way to make progress and one of the objectives of this programme. For space weather (see Sect. 1), the timescales are much shorter. Further, there are good reasons to believe improvements in geospace prediction (especially under quiet solar conditions) could come from better characterization of the forcing from below. For example, stratospheric vortex variations (such as SSWs) have timescales on the order of weeks, and it has been shown that they affect the ionosphere, the troposphere and surface weather and climate through their interactions with upward-propagating waves. This driving should be integrated into space weather forecast systems. Further progress can also be made via data assimilation to create improved initial states for forecast systems. It is critical to understand where the data and knowledge gaps are and try to address them. Expected societal benefit could be used to prioritize research efforts.

4.3 Solar activity and its influence on the climate of the Earth System

4.3.1 Solar influence on climate

Better prediction of the solar and geomagnetic forcing, with their inherent 11-year variations, and improved analysis of the Earth's climate history suggests that solar activity variations contribute to climate variability on decadal-to-centennial timescales. However, the magnitude of this influence and the key responsible mechanisms remain to be quantified. Several pathways are proposed to explain the influence of solar variations on regional climate. Among them, the “bottom-up” pathway refers to climate perturbations induced by fluctuations of the solar energy input which directly reaches the Earth's surface. Alternatively, the “top-down” pathway invokes solar-induced changes in the middle atmosphere (through solar UV irradiance changes or energetic particle precipitation) that in turn affect regional climate through stratosphere–troposphere couplings. Causal connections in both these pathways need to be explored and determined; accurate identification and attribution of their impact on climate remains elusive. One of the main challenges is to determine how low-frequency variations of solar activity influence, and/or interact with, the coupled ocean–atmosphere system, which intrinsically varies at decadal-to-centennial timescales.

Adequate representation of the complexities of the coupled atmosphere–ocean–sea ice system in numerical models is required to better understand and quantify the solar influence on climate. In addition, these climate models should ideally resolve the entire middle atmosphere and calculate ozone chemistry interactively as both are key components of the top-down pathway. Finally, model experiments need to be sufficiently long and repeated to ensure the robustness of results. To date, meeting these requirements has been nearly impossible. However, the increase of computing power, novel data mining and machine learning techniques and improvements in climate models offer new opportunities to numerically explore the Sun–climate relationship and make future projections. Transformative progress in these fronts may be achieved by coordinating efforts and bridging climate modelling, paleoclimate reconstructions, space weather and solar physics communities.

4.3.2 The impact of increasing radiatively active gases on the middle and upper atmospheric response to solar variability

The ITM (ionosphere, thermosphere, mesosphere) system is evolving to a fundamentally new state due to the continued buildup of carbon dioxide in the atmosphere as a result of human activity. These changes, which are already becoming apparent, will have profound effects on the structure and composition of the ITM system and, potentially, on the long-

term “habitability” (i.e. the sustainability of its use) of low Earth orbit. Increasing carbon dioxide will ultimately cool the entire ITM system (as well as the stratosphere) and will result in density decreases approaching 5 % per decade–8 % per decade under solar minimum conditions at satellite altitudes. In addition, CO₂ increases will change the cooling rate of the thermosphere and the timescale by which the atmosphere dissipates solar storm driving (as described above). Both these processes will introduce a long-term trend in the way the atmosphere responds to space weather forcing. Finally, the effects of a cooler thermosphere on the chemistry of NO are also important given its production during geomagnetic storms and role in dissipating storm energy. Changes in the abundance of NO in a cooler thermosphere, its effects on storm dissipation times and storm time thermospheric density are also crucial in the prediction of thermospheric variability.

Discerning the evolution of the ITM system is, in principle, a problem in trend detection but one that is inherently tied to solar variability and solar–terrestrial physics, as well as to the variability of the lower atmosphere. This driving of the ITM system from “above” and “below” provides the natural variability (that is, “noise”) in the ITM system from which the trend signals must emerge to be detected. If we were to enter an extended period of weaker solar activity (as speculated in some quarters), this would reduce the natural variability of the ITM system. In addition, long-term changes in the troposphere may alter the variability of the ITM system due to forcing from below. Understanding the effects of the natural forcing and how they will influence the detection and prediction of long-term change in the ITM system is a daunting problem in solar–terrestrial science.

Prediction of long-term ITM changes is more than just a pure scientific interest. As density changes at satellite altitude, lifetimes of all orbiting objects, including debris, increase significantly. With the projected launch of thousands of satellites over the next decade, debris will proliferate, posing a threat to the habitability of regions of low Earth orbit. Predicting the long-term temperature and density changes resulting from trends in greenhouse gases and the dependency of those trends on the solar cycle will influence international space policy for the rest of this century and beyond. It will be a major factor for both the design of satellites and the satellite insurance and reinsurance industry.

5 The grand challenge questions

For each research pillar of PRESTO we have identified four grand challenge questions, which are listed below.

For Pillar 1 (Sun, interplanetary space and geospace):

- Under what conditions are solar eruptions, CMEs and SEPs produced, and which indicators of pre-CME and pre-flare activity are reliable?

- What are the required detailed observations and model input parameters to successfully forecast the arrival of SEPs and the geoeffectiveness of CMEs and SIRs/CIRs and the consequences of their interactions?
- How are different magnetospheric disturbances and waves (which are critical for the ring current and radiation belt dynamics) driven by solar wind structures and variations, internal magnetospheric processes and preconditioning of the magnetosphere?
- How can we improve the predictability of geomagnetic storms, substorms and particle radiation enhancements, allowing for forecasting of their impact on both the space environment and on infrastructures on the ground and in space?

For Pillar 2 (space weather and the Earth’s atmosphere):

- How do the thermosphere and ionosphere respond to various forcings from above and from below?
- What is the timing, magnitude and spectral characteristics of solar and magnetospheric forcing that is needed for accurate predictions of the atmospheric response?
- What is the chemical and dynamical response of the middle atmosphere to solar and magnetospheric forcing?
- How do atmospheric waves and composition changes impact the middle and upper atmosphere?

For Pillar 3 (solar activity and its influence on the climate of the Earth system):

- How will future solar activity vary over timescales relevant for the forcing of the Earth’s climate and atmospheric dynamics?
- What is the role of coupling between atmospheric regions in the realization of the long-term solar influence on the Earth system?
- How is the atmospheric response to the variable solar forcing affected by increasing greenhouse concentrations, and how does it interact with them?
- How can solar activity predictions be used to improve atmospheric prediction on subseasonal to decadal timescales?

Data availability. No data sets were used in this article.

Author contributions. IAD prepared the paper with contributions from all the authors.

Competing interests. The authors declare that they have no conflict of interest.

Disclaimer. Publisher's note: Copernicus Publications remains neutral with regard to jurisdictional claims in published maps and institutional affiliations.

Acknowledgements. The authors acknowledge the International Space Science Institute, which provided support for two fora, one at ISSI Beijing and one at ISSI Bern.

Financial support. Loren C. Chang was supported by grant no. 109-2636-M-008-004 from the Taiwan Ministry of Science and Technology. Nat Gopalswamy is supported by NASA's Living with a Star programme. Olga V. Khabarova was partially supported by RFBR grant no. 19-02-00957. Emilia Kilpua acknowledges the SolMAG project (ERC-COG 724391), funded by the European Research Council (ERC) in the framework of the Horizon 2020 Research and Innovation Programme, and the Finnish Centre of Excellence in Research of Sustainable Space (Academy of Finland, grant no. 312390).

Review statement. This paper was edited by Dalia Buresova and reviewed by two anonymous referees.

References

- Adhikari, L., Khabarova, O., Zank, G. P., and Zhao, L.-L.: The Role of Magnetic Reconnection-associated Processes in Local Particle Acceleration in the Solar Wind, *Astrophys. J.*, 873, 72, <https://doi.org/10.3847/1538-4357/ab05c6>, 2019.
- Ala-Lahti, M. M., Kilpua, E. K. J., Dimmock, A. P., Osmane, A., Pulkkinen, T., and Souček, J.: Statistical analysis of mirror mode waves in sheath regions driven by interplanetary coronal mass ejection, *Ann. Geophys.*, 36, 793–808, <https://doi.org/10.5194/angeo-36-793-2018>, 2018.
- Andersson, M. E., Verronen, P. T., Marsh, D. R., Seppälä, A., Päivärinta, S.-M., Rodger, C.-J., Clilverd, M.-A., Kalakoski, N., and van de Kamp, M.: Polar Ozone Response to Energetic Particle Precipitation Over Decadal Time Scales: The Role of Medium-Energy Electrons, *J. Geophys. Res.-Atmos.*, 123, 607–622, <https://doi.org/10.1002/2017JD027605>, 2018.
- Baker, D. N., Li, X., Pulkkinen, A., Ngwira, C. M., Mays, M. L., Galvin, A. B., and Simunac, K. D. C.: A major solar eruptive event in July 2012: Defining extreme space weather scenarios, *Space Weather*, 11, 585–591, <https://doi.org/10.1002/swe.20097>, 2013.
- Baldwin, M. P., Birner, T., Brasseur, G., Burrows, J., Butchart, N., Garcia, R., Geller, M., Gray, L., Hamilton, K., Harnik, N., Hegglin, M. I., Langematz, U., Robock, A., Sato, K., and Scaife, A. A.: 100 Years of Progress in Understanding the Stratosphere and Mesosphere, *Meteorological Monographs*, 59, 27.1–27.62, <https://doi.org/10.1175/AMSMONOGRAPHS-D-19-0003.1>, 2018.
- Battarbee M., Dalla, S., and Marsh, M. S.: Modeling Solar Energetic Particle Transport near a Wavy Heliospheric Current Sheet, *Astrophys. J.*, 854, 23, <https://doi.org/10.3847/1538-4357/aaa3fa>, 2018.
- Bhowmik, P. and Nandy, D.: Prediction of the Strength and Timing of Sunspot Cycle 25 Reveal Decadal-scale Space Environmental Conditions, *Nat. Commun.*, 9, 5209, <https://doi.org/10.1038/s41467-018-07690-0>, 2018.
- Bisi, M. M., Jackson, B. V., Breen, A. R., Dorrian, G. D., Fallows, R. A., Clover, J. M., and Hick, P. P.: Three-Dimensional (3-D) Reconstructions of EISCAT IPS Velocity Data in the Declining Phase of Solar Cycle 23, *Sol. Phys.*, 265, 233–244, <https://doi.org/10.1007/s11207-010-9594-4>, 2010.
- Bothmer, V. and Daglis, I. A.: *Space Weather – Physics and Effects*, Springer, Berlin, 2007.
- Burlaga, L. F., Plunkett, S. P., and St. Cyr, O. C.: Successive CMEs and complex ejecta, *J. Geophys. Res.-Space*, 107, SSH 1-1–SSH 1-12, <https://doi.org/10.1029/2001JA000255>, 2002.
- Cane, H. V., Stone, R. G., Fainberg, J., Steinberg, J. L., and Hoang, S.: Type-II Solar Radio Events Observed in the Interplanetary Medium – Part One – General Characteristics, *Sol. Phys.*, 78, 187–198, <https://doi.org/10.1007/BF00151153>, 1982.
- Cécere, M., Sieyra, M. V., Cremades, H., Mierla, M., Sahade, A., Stenborg, G., Costa, A., West, M. J., and D’Huys, E.: Large non-radial propagation of a coronal mass ejection on 2011 January 24, *Adv. Space Res.*, 65, 1654–1662, <https://doi.org/10.1016/j.asr.2019.08.043>, 2020.
- Chang, L. C., Palo, S. E., and Liu, H.-L.: Short-term variability in the migrating diurnal tide caused by interactions with the quasi 2 day wave, *J. Geophys. Res.-Space*, 116, D12112, <https://doi.org/10.1029/2010JD014996>, 2011.
- Chang, L. C., Yue, J., Wang, W., Wu, Q., and Meier, R. R.: Quasi two day wave-related variability in the background dynamics and composition of the mesosphere/thermosphere, and the ionosphere, *J. Geophys. Res.-Space*, 119, 4786–4804, <https://doi.org/10.1002/2014JA019936>, 2014.
- Chi, Y., Shen, C., Luo, B., Wang, Y., and Xu, M.: Geoeffectiveness of stream interaction regions from 1995 to 2018, *Space Weather*, 16, 1960–1971, <https://doi.org/10.1029/2018SW001894>, 2018.
- Daglis, I. A.: Ring Current Dynamics, *Space Sci. Rev.*, 124, 183–202, <https://doi.org/10.1007/s11214-006-9104-z>, 2006.
- Daglis, I. A. and Kamide, Y.: The role of substorms in storm-time particle acceleration, in: *Disturbances in Geospace: The Storm-Substorm Relationship*, edited by: Kamide, Y. and Gurbax, S., American Geophysical Union, Washington, DC, 119–129, <https://doi.org/10.1029/142GM11>, 2003.
- Daglis, I. A., Kozyra, J. U., Kamide, Y., Vassiliadis, D., Sharma, A. S., Liemohn, M. W., Gonzalez, W. D., Tsurutani, B. T., and Lu, G.: Intense space storms: Critical issues and open disputes, *J. Geophys. Res.-Space*, 108, 1208, <https://doi.org/10.1029/2002JA009722>, 2003.
- Daglis, I. A., Katsavrias, C., and Georgiou, M.: From solar sneezing to killer electrons: outer radiation belt response to solar eruptions, *Phil. Trans. R. Soc. A*, 377, 20180097, <https://doi.org/10.1098/rsta.2018.0097>, 2019.
- Dasso, S., Mandrini, C. H., Demoulin, P., and Luoni, M. L.: A new model-independent method to compute magnetic he-

- licity in magnetic clouds, *Astron. Astrophys.*, 455, 349–359, <https://doi.org/10.1051/0004-6361:20064806>, 2006.
- Deng, Y., Maute, A., Richmond, A. D., and Roble, R. G.: Analysis of thermospheric response to magnetospheric inputs, *J. Geophys. Res.*, 113, A04301, <https://doi.org/10.1029/2007JA012840>, 2008.
- Emmert, J. T., Stevens, M. H., Bernath, P. F., Drob, D. P., and Boone, C. D.: Observations of increasing carbon dioxide concentration in Earth’s thermosphere, *Nat. Geosci.*, 5, 868–871, <https://doi.org/10.1038/NGEO1626>, 2012.
- Eastwood, J. P., Hapgood, M. A., Biffis, E., Benedetti, D., Bisi, M. M., Green, L., Bentley, R. D., and Burnett, C.: Quantifying the economic value of space weather forecasting for power grids: An exploratory study, *Space Weather*, 16, 2052–2067, <https://doi.org/10.1029/2018SW002003>, 2018.
- England, S. L.: A Review of the Effects of Non-migrating Atmospheric Tides on the Earth’s Low-Latitude Ionosphere, *Space Sci. Rev.*, 168, 211–236, <https://doi.org/10.1007/s11214-011-9842-4>, 2012.
- Forbes, J. M. and Zhang, X.: Lunar tide amplification during the January 2009 stratosphere warming event: Observations and theory, *J. Geophys. Res.*, 117, A12312, <https://doi.org/10.1029/2012JA017963>, 2012.
- Frissell, N. A., Miller, E. S., Kaeppler, S. R., Ceglia, F., Pascoe, D., Sinanis, N., Smith, P., Williams, R., and Shvokopyas, A.: Ionospheric Sounding Using Real-Time Amateur Radio Reporting Networks, *Space Weather*, 12, 651–656, <https://doi.org/10.1002/2014SW001132>, 2014.
- Garrett, H. and Whittlesey, A. C.: Guide to Mitigating Spacecraft Charging Effects, Jet Propulsion Laboratory, California Institute of Technology, available at: https://descanso.jpl.nasa.gov/SciTechBook/st_series3_chapter.html (last access: 4 December 2021), 2011.
- Gasparini, F., Forbes, J. M., Doornbos, E. N., and Bruinsma, S. L.: Wave coupling between the lower and middle thermosphere as viewed from TIMED and GOCE, *J. Geophys. Res.-Space*, 120, 5788–5804, <https://doi.org/10.1002/2015JA021300>, 2015.
- Goncharenko, L. P., Chau, J. L., Liu, H.-L., and Coster, A. J.: Unexpected connections between the stratosphere and ionosphere, *Geophys. Res. Lett.*, 37, L10101, <https://doi.org/10.1029/2010GL043125>, 2010.
- Good, S. W., Kilpua, E. K. J., LaMoury, A. T., Forsyth, R. J., Eastwood, J. P., and Möstl, C.: Self-Similarity of ICME Flux Ropes: Observations by Radially Aligned Spacecraft in the Inner Heliosphere, *J. Geophys. Res.*, 124, 4960–4982, <https://doi.org/10.1029/2019JA026475>, 2019.
- Gopalswamy, N.: Solar connections of geoeffective magnetic structures, *J. Atmos. Terr. Phys.*, 70, 2078, <https://doi.org/10.1016/j.jastp.2008.06.010>, 2008.
- Gopalswamy, N.: Extreme Solar Eruptions and their Space Weather Consequences, in: “Extreme Events in Geospace”, edited by: Buzulukova, N., 37–63, Elsevier Inc., Amsterdam, Netherlands, <https://doi.org/10.1016/B978-0-12-812700-1.00002-9>, 2018.
- Gopalswamy, N., Lara, A., Lepping, R. P., et al.: Interplanetary acceleration of coronal mass ejections, *J. Geophys. Res. Lett.*, 27, 145–148, <https://doi.org/10.1029/1999GL003639>, 2000.
- Gopalswamy, N., Xie, H., Yashiro, S., Akiyama, S., Mäkelä, P., and Usoskin, I. G.: Properties of Ground Level Enhancement Events and the Associated Solar Eruptions During Solar Cycle 23, *Space Sci. Rev.*, 171, 23–60, <https://doi.org/10.1007/s11214-012-9890-4>, 2012.
- Gopalswamy, N., Mäkelä, P., Akiyama, S., Yashiro, S., Xie, H., Thakur, N., and Kahler, S. W.: Large Solar Energetic Particle Events Associated with Filament Eruptions Outside of Active Regions, *Astrophys. J.*, 806, 8, <https://doi.org/10.1088/0004-637X/806/1/8>, 2015.
- Gopalswamy, N., Akiyama, S., Yashiro, S., and Xie, H.: Coronal flux ropes and their interplanetary counterparts, *J. Atmos. Terr. Phys.*, 180, 35, <https://doi.org/10.1016/j.jastp.2017.06.004>, 2018a.
- Gopalswamy, N., Akiyama, S., Yashiro, S., and Xie, H.: A New Technique to Provide Realistic Input to CME Forecasting Models, *IAUS*, 335, 258–262, <https://doi.org/10.1017/S1743921317011048>, 2018b.
- Gopalswamy, N., Akiyama, S., Yashiro, S.: The State of the Heliosphere Revealed by Limb-halo Coronal Mass Ejections in Solar Cycles 23 and 24, *Astrophys. J.*, 897, L1, <https://doi.org/10.3847/2041-8213/ab9b7b>, 2020.
- Green, L., Török, T., Vrsnak, B., Manchester, W., and Veronig A.: The Origin, Early Evolution and Predictability of Solar Eruptions, *Space Sci. Rev.*, 46, 214, <https://doi.org/10.1007/s11214-017-0462-5>, 2018.
- Guo, J., Feng, X., Emery, B. A., Zhang, J., Xiang, C., Shen, F., and Song, W.: Energy transfer during intense geomagnetic storms driven by interplanetary coronal mass ejections and their sheath regions, *J. Geophys. Res.*, 116, A05106, <https://doi.org/10.1029/2011JA016490>, 2011.
- Hayakawa, H., Ebihara, Y., Cliver, E. W., Hattori, K., Toriumi, S., Love, J.J., Umemura, N., Namekata, K., Sakaue, T., Takahashi, T., and Shibata, K.: The extreme space weather event in September 1909, *Mon. Not. R. Astron. Soc.*, 484, 4083–4099, <https://doi.org/10.1093/mnras/sty3196>, 2019.
- He, C., Yang, Y., Carter, B., Zhang, K., Hu, A., Li, W., Deleflie, F., Norman, R., and Wu, S.: Impact of thermospheric mass density on the orbit prediction of LEO satellites, *Space Weather*, 18, e2019SW002336, <https://doi.org/10.1029/2019SW002336>, 2020.
- Hilgers, A., Glover, A., and Daly, E.: Effects on spacecraft hardware and operations, in: *Space Weather – Physics and Effects*, edited by: Bothmer, V. and Daglis, I. A., Springer, Berlin, Germany, 353–381, 2007.
- Huttunen, K. E. J. and Koskinen, H. E. J.: Importance of post-shock streams and sheath region as drivers of intense magnetospheric storms and high-latitude activity, *Ann. Geophys.*, 22, 1729–1738, <https://doi.org/10.5194/angeo-22-1729-2004>, 2004.
- Jackson, B. V., Hick, P. P., Buffington, A., Bisi, M. M., and Clover, J. M.: SMEI direct, 3-D-reconstruction sky maps, and volumetric analyses, and their comparison with SOHO and STEREO observations, *Ann. Geophys.*, 27, 4097–4104, <https://doi.org/10.5194/angeo-27-4097-2009>, 2009.
- Ji, E.-Y., Moon, Y.-J., Gopalswamy, N., and Lee, D.-H.: Comparison of Dst forecast models for intense geomagnetic storms, *J. Geophys. Res.*, 117, A03209, <https://doi.org/10.1029/2011JA016872>, 2012.
- Jian, L. K., Russell, C. T., Luhmann, J. G., MacNeice, P. J., Odstrcil, D., Riley, P., Linker, J. A., Skoug, R. M., and Steinberg, J. T.: Comparison of Observations at ACE and Ulysses with Enlil Model Results: Stream Interaction Regions During

- Carrington Rotations 2016–2018, *Sol. Phys.*, 273, 179–203, <https://doi.org/10.1007/s11207-011-9858-7>, 2011.
- Kelly, M. A., Comberiate, J. M., Miller, E. S., and Paxton, L. J.: Progress toward forecasting of space weather effects on UHF SATCOM after Operation Anaconda, *Space Weather*, 12, 601–611, <https://doi.org/10.1002/2014SW001081>, 2014.
- Khabarova O. V. and Zank G. P.: Energetic Particles of keV–MeV Energies Observed near Reconnecting Current Sheets at 1 AU, *Astrophys. J.*, 843, 4, <https://doi.org/10.3847/1538-4357/aa7686>, 2017.
- Khabarova O., Zank, G.P., Li, G., le Roux, J.A., Webb, G. M., Dosch, A., and Malandraki, O. E.: Small-scale magnetic islands in the solar wind and their role in particle acceleration. 1. Dynamics of magnetic islands near the heliospheric current sheet, *Astrophys. J.*, 808, 181, <https://doi.org/10.1088/0004-637X/808/2/181>, 2015.
- Khabarova O. V., Zank, G. P., Li, G., Malandraki, O. E., le Roux, J. A., and Webb, G. M.: Small-scale magnetic islands in the solar wind and their role in particle acceleration. II. Particle energization inside magnetically confined cavities, *Astrophys. J.*, 827, 122, <https://doi.org/10.3847/0004-637X/827/2/122>, 2016.
- Khabarova O., Zharkova V., Xia Q., and Malandraki, O.: Counterstreaming strahls and heat flux dropouts as possible signatures of local particle acceleration in the solar wind, *Astrophys. J. Lett.*, 894, L12, <https://doi.org/10.3847/2041-8213/ab8cb8>, 2020.
- Khabarova, O., Malandraki, O., Malova, H., Kislov, R., Greco, A., Bruno, R., Pezzi, O., Servidio, S., Li, G., Matthaeus, W., Le Roux, J., Engelbrecht, N. E., Pecora, F., Zelenyi, L., Obridko, V., and Kuznetsov, V.: Current Sheets, Plasmoids and Flux Ropes in the Heliosphere, *Space Sci. Rev.*, 217, 38, <https://doi.org/10.1007/s11214-021-00814-x>, 2021.
- Kilpua, E. K. J., Lumme, E., Andreevna, K., Isavnin, A., and Koskinen, H. E. J.: Properties and drivers of fast interplanetary shocks near the orbit of the Earth (1995–2013), *J. Geophys. Res.*, 120, 4112–4125, <https://doi.org/10.1002/2015JA021138>, 2015a.
- Kilpua, E. K. J., Olsper, N., Grigorievskiy, A., Käpylä, M. J., Tanskanen, E. I., Miyahara, H., Kataoka, R., Pelt, J., and Liu, Y. D.: Statistical study of strong and extreme geomagnetic disturbances and solar cycle characteristics, *Astrophys. J.*, 806, 272, <https://doi.org/10.1088/0004-637X/806/2/272>, 2015b
- Kilpua, E. K. J., Koskinen, H., and Pulkkinen, T.: Coronal mass ejections and their sheath regions in interplanetary space, *Living Rev. Sol. Phys.*, 14, 5, <https://doi.org/10.1007/s41116-017-0009-6>, 2017.
- Kilpua, E. K. J., Lugaz, N., Mays, L., and Temmer, M.: Forecasting the Structure and Orientation of Earthbound Coronal Mass Ejections, *Space Weather*, 17, 498–526, <https://doi.org/10.1029/2018SW001944>, 2019.
- Knipp, D. J., Fraser, B. J., Shea, M. A., and Smart, D. F.: On the little-known consequences of the 4 August 1972 ultra-fast coronal mass ejecta: Facts, commentary, and call to action, *Space Weather*, 16, 1635–1643, <https://doi.org/10.1029/2018SW002024>, 2018.
- Kontogiannis, I., Georgoulis, M. K., Park, S.-H., and Guerra, J. A.: Testing and improving a set of morphological predictors of flaring activity, 293, 96, <https://doi.org/10.1007/s11207-018-1317-2>, 2018.
- Kostas, F., Kontogiannis, I., Park, S.-H., Guerra, J. A., Benvenuto, F., Bloomfield, D. S., and Georgoulis, M. K.: Forecasting solar flares using magnetogram-based predictors and machine learning, *Sol. Phys.*, 293, 28, <https://doi.org/10.1007/s11207-018-1250-4>, 2018.
- Kusano, K., Iju, T., Bamba, Y., and Inoue, S.: A physics-based method that can predict imminent large solar flares, *Science*, 31, 587–591, <https://doi.org/10.1126/science.aaz2511>, 2020.
- Lamy, P. L., Floyd, O., Boclet, B., Wojak, J., Gilardy, H., and Barlyeva, T.: Coronal Mass Ejections over Solar Cycles 23 and 24, *Space Sci. Rev.*, 215, 39, <https://doi.org/10.1007/s11214-019-0605-y>, 2019.
- Lei, J., Thayer, J. P., Forbes, J. M., Sutton, E. K., Nerem, R. S., Temmer, M., and Veronig, A. M.: Global thermospheric density variations caused by high-speed solar wind streams during the declining phase of solar cycle 23, *J. Geophys. Res.*, 113, A11303, <https://doi.org/10.1029/2008JA013433>, 2008.
- Lei, J., Thayer, J. P., Wang, W., Luan, X., Dou, X., and Roble, R.: Simulations of the equatorial thermosphere anomaly: Physical mechanisms for crest formation, *J. Geophys. Res.*, 117, A06318, <https://doi.org/10.1029/2012JA017613>, 2012.
- Leonard, J. M., Forbes, J. M., and Born, G. H.: Impact of tidal density variability on orbital and reentry predictions, *Space Weather*, 10, S12003, <https://doi.org/10.1029/2012SW000842>, 2012.
- Le Roux J. A., Webb G. M., Khabarova O. V., Zhao L.-L., and Adhikari L.: Modeling Energetic Particle Acceleration and Transport in a Solar Wind Region with Contracting and Reconnecting Small-scale Flux Ropes at Earth Orbit, *Astrophys. J.*, 887, 77, <https://doi.org/10.3847/1538-4357/ab521f>, 2019.
- Lin, J. T., Lin, C. H., Chang, L. C., Huang, H. H., Liu, J. Y., Chen, A. B., Chen, C. H., and Liu, C. H.: Observational evidence of ionospheric migrating tide modification during the 2009 stratospheric sudden warming, *Geophys. Res. Lett.*, 39, L02101, <https://doi.org/10.1029/2011GL050248>, 2012.
- Lin, C. C. H., Shen, M.-H., Chou, M.-Y., Chen, C.-H., Yue, J., Chen, P.-C., and Matsumura M.: Concentric traveling ionospheric disturbances triggered by the launch of a SpaceX Falcon 9 rocket, *Geophys. Res. Lett.*, 44, 7578–7586, <https://doi.org/10.1002/2017GL074192>, 2017.
- Liu, H.-L. and Richmond, A. D.: Attribution of ionospheric vertical plasma drift perturbations to large-scale waves and the dependence on solar activity, *J. Geophys. Res.-Space*, 118, 2452–2465, <https://doi.org/10.1002/jgra.50265>, 2013.
- Liu, Y. D., Luhmann, J. G., Kajdič, P., Kilpua, E. K. J., Lugaz, N., Nitta, N. V., Möstl, C., Lavraud, B., Bale, S. D., Farrugia, C. J., and Galvin, A. B.: Observations of an extreme storm in interplanetary space caused by successive Coronal Mass Ejections, *Nat. Commun.*, 5, 3481, <https://doi.org/10.1038/ncomms4481>, 2014.
- Liu, H., Zong, Q.-G., Zhou, X.-Z., Fu, S. Y., Rankin, R., Wang, L.-H., Yuan, C. J., Wang, Y. F., Baker, D. N., Blake, J. B., and Kletzing, C. A.: Compressional ULF wave modulation of energetic particles in the inner magnetosphere, *J. Geophys. Res.-Space*, 121, 6262–6276, <https://doi.org/10.1002/2016JA022706>, 2016.
- Liu, H., Thayer, J., Zhang, Y., and Lee, W. K.: The non-storm time corrugated upper thermosphere: What is beyond MSIS?, *Space Weather*, 15, 746–760, <https://doi.org/10.1002/2017SW001618>, 2017.
- Lugaz, N., Temmer, M., Wang Y., and Farrugia, C. J.: The interaction of successive Coronal Mass Ejections: A review, *Sol. Phys.*, 292, 64, <https://doi.org/10.1007/s11207-017-1091-6>, 2017.

- Lugaz, N., Farrugia, C. J., Winslow, R. M., Al-Haddad, N., Galvin, A. B., Nieves-Chinchilla, T., Lee, C. O., and Janvier, M.: On the Spatial Coherence of Magnetic Ejecta: Measurements of Coronal Mass Ejections by Multiple Spacecraft Longitudinally Separated by 0.01 AU, *Astrophys. J. Lett.*, 864, L7, <https://doi.org/10.3847/2041-8213/aad9f4>, 2018.
- Luhmann, J. G., Gopalswamy, N., Jian, L. K., and Lugaz, N.: ICME evolution in the inner heliosphere, *Sol. Phys.*, 295, 61, <https://doi.org/10.1007/s11207-020-01624-0>, 2020.
- Magdalenic, J., Marqué, C., Krupar, V., Mierla, M., Zhukov, A. N., Rodriguez, L., Maksimovic, M., and Cecconi, B.: Tracking the CME-driven Shock Wave on 2012 March 5 and Radio Triangulation of Associated Radio Emission, *Astrophys. J.*, 791, 115, <https://doi.org/10.1088/0004-637X/791/2/115>, 2015.
- Manchester, W., Kilpua, E. K. J., Liu, Y. D., Lugaz, N., Riley, P., Török, T., and Vršnak, B.: The Physical Processes of CME/ICME Evolution, *Space Sci. Rev.*, 212, 1159–1219, <https://doi.org/10.1007/s11214-017-0394-0>, 2017.
- Matthes, K., Funke, B., Andersson, M. E., Barnard, L., Beer, J., Charbonneau, P., Cilverd, M. A., Dudok de Wit, T., Haber-reiter, M., Hendry, A., Jackman, C. H., Kretzschmar, M., Kruschke, T., Kunze, M., Langematz, U., Marsh, D. R., Maycock, A. C., Misios, S., Rodger, C. J., Scaife, A. A., Seppälä, A., Shangguan, M., Sinnhuber, M., Tourpali, K., Usoskin, I., van de Kamp, M., Verronen, P. T., and Versick, S.: Solar forcing for CMIP6 (v3.2), *Geosci. Model Dev.*, 10, 2247–2302, <https://doi.org/10.5194/gmd-10-2247-2017>, 2017.
- Mewaldt, R. A., Looper, M. D., Cohen, C. M. S., Haggerty, D. K., Labrador, A. W., Leske, R. A., Mason, G. M., Mazur, J. E., and von Roseninge, T. T.: Energy Spectra, Composition, and Other Properties of Ground-Level Events During Solar Cycle 23, *Space Sci. Rev.*, 171, 97–120, <https://doi.org/10.1007/s11214-012-9884-2>, 2012.
- Möstl, C., Isavnin, A., Boakes, P. D., Kilpua, E. K. J., Davies, J. A., Harrison, R. A., Barnes, D., Krupar, V., Eastwood, J. P., Good, S. W., Forsyth, R. J., Bothmer, V., Reiss, M. A., Amerstorfer, T., Winslow, R. M., Anderson, B. J., Philpott, L. C., Rodriguez, L., Rouillard, A. P., Gallagher, P., Nieves-Chinchilla, T., and Zhang, T. L.: Modeling observations of solar coronal mass ejections with heliospheric imagers verified with the Heliophysics System Observatory, *Space Weather*, 7, 955–970, <https://doi.org/10.1002/2017SW001614>, 2017.
- Nandy, D.: Progress in Solar Cycle Predictions: Sunspot Cycles 24–25 in Perspective, *Sol. Phys.*, 296, 54, <https://doi.org/10.1007/s11207-021-01797-2>, 2021.
- National Academies of Sciences, Engineering, and Medicine: Next Generation Earth System Prediction: Strategies for Subseasonal to Seasonal Forecasts, Washington, DC, The National Academies Press, <https://doi.org/10.17226/21873>, 2016.
- Nitta, N. V. and Mulligan, T.: Earth-Affecting Coronal Mass Ejections Without Obvious Low Coronal Signatures, *Sol. Phys.*, 292, 125, <https://doi.org/10.1007/s11207-017-1147-7>, 2018.
- Núñez, M., Nieves-Chinchilla, T., and Pulkkinen, A.: Prediction of shock arrival times from CME and flare data, *Space Weather*, 14, 544–562, <https://doi.org/10.1002/2016SW001361>, 2016.
- Oberheide, J., Shiokawa, K., Gurubaran, S., Ward, W. E., Fujiwara, H., Kosch, M. J., Makela, J. J., and Takahashi, H.: The geospace response to variable inputs from the lower atmosphere: a review of the progress made by Task Group 4 of CAWSES-II, *Prog. Earth Planet. Sci.*, 2, 2, <https://doi.org/10.1186/s40645-014-0031-4>, 2015.
- Odstrcil, D.: Modeling 3-D solar wind structure, *Adv. Space Res.*, 32, 497–506, [https://doi.org/10.1016/S0273-1177\(03\)00332-6](https://doi.org/10.1016/S0273-1177(03)00332-6), 2003.
- Odstrcil, D. and Pizzo, V. J.: Three-dimensional propagation of CMEs in a structured solar wind flow: 1. CME launched within the streamer belt, *J. Geophys. Res.*, 104, 483–492, <https://doi.org/10.1029/1998JA900019>, 1999.
- Owens, M. J., Lockwood, M., and Barnard, L. A.: Coronal mass ejections are not coherent magnetohydrodynamic structures, *Sci. Rep.*, 7, 4152, <https://doi.org/10.1038/s41598-017-04546-3>, 2017.
- Park, S.-R., Jeon, H.-C., Kim, R.-S., Kim, J.-H., Kim, S.-J., Cho, J., and Jang, S.: Development of Forecast Algorithm for Coronal Mass Ejection Speed and Arrival Time Based on Propagation Tracking by Interplanetary Scintillation g-Value, *Journal of Astronomy and Space Sciences*, 37, 43–50, <https://doi.org/10.5140/JASS.2020.37.1.43>, 2020.
- Patsourakos, S. and Georgoulis, M. K.: A Helicity-Based Method to Infer the CME Magnetic Field Magnitude in Sun and Geospace: Generalization and Extension to Sun-Like and M-Dwarf Stars and Implications for Exoplanet Habitability, *Sol. Phys.*, 292, 89, <https://doi.org/10.1007/s11207-017-1124-1>, 2017.
- Pedatella, N. M., Richmond, A. D., Maute, A., and Liu, H.-L.: Impact of semidiurnal tidal variability during SSWs on the mean state of the ionosphere and thermosphere, *J. Geophys. Res.-Space*, 121, 8077–8088, <https://doi.org/10.1002/2016JA022910>, 2016.
- Pirjola, R.: Space weather effects on power grids, in: *Space Weather – Physics and Effects*, edited by: Bothmer, V. and Daglis, I. A., Springer, Berlin, Germany, 269–288, 2007.
- Pomoell, J. and Poedts, S.: EUHFORIA: European heliospheric forecasting information asset, *J. Space Weather Spac.*, 8, A35, <https://doi.org/10.1051/swsc/2018020>, 2018.
- Posner, A., Bothmer, V., Thompson, B. J., Kunow, H., Heber, B., Müller-Mellin, R., Lazarus, A., Szabo, A., Mikić, Z., and Linker, J. A.: In-ecliptic CIR-associated energetic particle events and polar coronal hole structures: SOHO/COSTEP observations for the Whole Sun Month Campaign, *J. Geophys. Res.*, 104, 9881–9890, <https://doi.org/10.1029/98JA02654>, 1999.
- Qian, L. and Solomon, S. C.: Thermospheric Density: An Overview of Temporal and Spatial Variations, *Space Sci. Rev.*, 168, 147–173, <https://doi.org/10.1007/s11214-011-9810-z>, 2012.
- Reames, D.: Solar Energetic Particles: A Modern Primer on Understanding Sources, Acceleration, and Propagation, *Lect. Notes. Phys.*, 932, 1–127, https://doi.org/10.1007/978-3-319-50871-9_2017.
- Reeves, G. D. and Daglis, I. A.: Geospace magnetic storms and the Van Allen radiation belts, in: *Waves, Particles, and Storms in Geospace*, edited by: Balasis, G., Daglis, I. A., and Mann, I. R., Oxford University Press, Oxford, UK, 51–79, 2016.
- Richardson, J. D.: Shocks and sheaths in the heliosphere, *J. Atmos. Terr. Phys.*, 73, 1385–1389, <https://doi.org/10.1016/j.jastp.2010.06.005>, 2011.
- Richardson, I. G.: Solar wind stream interaction regions throughout the heliosphere, *Living Rev. Sol. Phys.*, 15, 1, <https://doi.org/10.1007/s41116-017-0011-z>, 2018.

- Rotter, T., Veronig, A. M., Temmer, M., and Vršnak, B.: Relation Between Coronal Hole Areas on the Sun and the Solar Wind Parameters at 1 AU, *Sol. Phys.*, 281, 793–813, <https://doi.org/10.1007/s11207-012-0101-y>, 2012.
- Runge, J., Balasis, G., Daglis, I. A., Papadimitriou, C., and Donner, R. V.: Common solar wind drivers behind magnetic storm–magnetospheric substorm dependency, *Sci. Rep.*, 8, 16987, <https://doi.org/10.1038/s41598-018-35250-5>, 2018.
- Sanchez-Diaz, E., Rouillard, A., Davies, J. A., Lavraud, B., Pinto, R., and Kilpua, E.: The Temporal and Spatial Scales of Density Structures Released in the Slow Solar Wind During Solar Activity Maximum, *Astrophys. J. Lett.*, 851, 32, <https://doi.org/10.3847/1538-4357/aa98e2>, 2017.
- Sarkar, R., Gopalswamy, N., and Srivastava, N.: An Observationally Constrained Analytical Model for Predicting the Magnetic Field Vectors of Interplanetary Coronal Mass Ejections at 1 AU, *Astrophys. J.*, 888, 121, <https://doi.org/10.3847/1538-4357/ab5fd7>, 2020.
- Sarno-Smith, L. K., Larsen, B. A., Skoug, R. M., Liemohn, M. W., Breneman, A., Wygant, J. R., and Thomsen, M. F.: Spacecraft surface charging within geosynchronous orbit observed by the Van Allen Probes, *Space Weather*, 14, 151–164, <https://doi.org/10.1002/2015SW001345>, 2016.
- Scolini, C., Chane, E., Temmer, M., Kilpua, E. K. J., Dissauer, K., Veronig, A. M., Palmerio, E., Pomoell, J., Dumbovic, M., Guo, J., Rodriguez, L., and Poedts, S.: CME–CME Interactions as Sources of CME Geoeffectiveness: The Formation of the Complex Ejecta and Intense Geomagnetic Storm in 2017 Early September, *Astrophys. J. Supp. Series*, 247, 21, <https://doi.org/10.3847/1538-4365/ab6216>, 2020.
- Seppälä, A., Lu, H., Clilverd, M. A., and Rodger, C. J.: Geomagnetic activity signatures in wintertime stratosphere wind, temperature, and wave response, *J. Geophys. Res.-Atmos.*, 118, 2169–2183, <https://doi.org/10.1002/jgrd.50236>, 2013.
- Seppälä, A., Matthes, K., Randall, C. E., and Mironova, I. A.: What is the solar influence on climate? Overview of activities during CAWSES-II, *Prog. Earth Planet. Sci.*, 1, 24, <https://doi.org/10.1186/s40645-014-0024-3>, 2014.
- Shi, Q. Q., Hartinger, M. D., Angelopoulos, V., Tian, A. M., Fu, S. Y., Zong, Q.-G., Weygand, J. M., Raeder, J., Pu, Z. Y., Zhou, X. Z., Dunlop, M. W., Liu, W. L., Zhang, H., Yao, Z. H., and Shen, X. C.: Solar wind pressure pulse-driven magnetospheric vortices and their global consequences, *J. Geophys. Res.-Space*, 119, 4274–4280, <https://doi.org/10.1002/2013JA019551>, 2014.
- Shiota, D. and Kataoka, R.: Magnetohydrodynamic simulation of interplanetary propagation of multiple coronal mass ejections with internal magnetic flux rope (SUSANOO-CME), *Space Weather*, 14, 56–75, <https://doi.org/10.1002/2015SW001308>, 2016.
- Siscoe, G. and Odstrcil, D.: Ways in which ICME sheaths differ from magnetosheaths, *J. Geophys. Res.*, 113, A00B07, <https://doi.org/10.1029/2008JA013142>, 2008.
- Smith, Z. K., Steenburgh, R., Fry, C. D., and Dryer M.: Predictions of interplanetary shock arrivals at Earth: Dependence of forecast outcome on the input parameters, *Space Weather*, 7, S12005, <https://doi.org/10.1029/2009SW000500>, 2009.
- Takahashi T. and Shibata K.: Sheath-accumulating Propagation of Interplanetary Coronal Mass Ejection, *Astrophys. J.*, 837, L17, <https://doi.org/10.3847/2041-8213/aa624c>, 2017.
- Tsunoda, R. T., Nguyen, T. T., and Le, M. H.: Effects of tidal forcing, conductivity gradient, and active seeding on the climatology of equatorial spread F over Kwajalein, *J. Geophys. Res.-Space*, 120, 632–653, <https://doi.org/10.1002/2014JA020762>, 2015.
- Vandegriff, J., Wagstaff, K., Ho, G., and Plauger, J.: Forecasting space weather: Predicting interplanetary shocks using neural networks, *Adv. Space Res.*, 36, 2323–2327, <https://doi.org/10.1016/j.asr.2004.09.022>, 2005.
- Vršnak, B., Žic, T., Vrbanec, D., Temmer, M., Rollett, T., Möstl, C., Veronig, A., Čalogović, J., Dumbović, M., Lulić, S., Moon, Y.-J., and Shanmugaraju, A.: Propagation of Interplanetary Coronal Mass Ejections: The Drag-Based Model, *Sol. Phys.*, 285, 295–315, 2013.
- Wang, Y., Wang, B., Shen, C., Shen, F., and Lugaz, N.: Deflected propagation of a coronal mass ejection from the corona to inter-planetary space, *J. Geophys. Res.-Space*, 119, 5117–5132, <https://doi.org/10.1002/2013JA019537>, 2014.
- Welsch, B. T.: Flux Accretion and Coronal Mass Ejection Dynamics, *Sol. Phys.*, 293, 113, <https://doi.org/10.1007/s11207-018-1329-y>, 2018.
- Yamazaki, Y. and Richmond, A. D.: A theory of ionospheric response to upward-propagating tides: Electrodynamic effects and tidal mixing effects, *J. Geophys. Res.-Space*, 118, 5891–5905, <https://doi.org/10.1002/jgra.50487>, 2013.
- Yamazaki, Y., Häusler, K., and Wild, J. A.: Day-to-day variability of midlatitude ionospheric currents due to magnetospheric and lower atmospheric forcing, *J. Geophys. Res.-Space*, 121, 7067–7086, <https://doi.org/10.1002/2016JA022817>, 2016.
- Yiğit, E., Medvedev, A. S., England, S. L., and Immel, T. J.: Simulated variability of the high-latitude thermosphere induced by small-scale gravity waves during a sudden stratospheric warming, *J. Geophys. Res.-Space*, 119, 357–365, <https://doi.org/10.1002/2013JA019283>, 2014.
- Yue, C., Le Roux, J. A., Li, G., Webb, G. M., Khabarova, O., Cummings, A., Stone, E., and Decker, R.: Geomagnetic activities triggered by interplanetary shocks, *J. Geophys. Res.*, 115, A00I05, <https://doi.org/10.1029/2010JA015356>, 2010.
- Yue, C. and Zong, Q.: Solar wind parameters and geomagnetic indices for four different interplanetary shock/ICME structures, *J. Geophys. Res.*, 116, A12201, <https://doi.org/10.1029/2011JA017013>, 2011.
- Yue, J. and Wang, W.: Changes of thermospheric composition and ionospheric density caused by quasi 2 day wave dissipation, *J. Geophys. Res.-Space*, 119, 2069–2078, <https://doi.org/10.1002/2013JA019725>, 2014.
- Yue, J., Russell III, J., Jian, Y., Rezac, L., Garcia, R., López-Puertas, M., and Mlynczak, M. G.: Increasing carbon dioxide concentration in the upper atmosphere observed by SABER, *Geophys. Res. Lett.*, 42, 7194–7199, <https://doi.org/10.1002/2015GL064696>, 2015.
- Zank, G. P., Rice, W. K. M., and Wu, C. C.: Particle acceleration and coronal mass ejection driven shocks: A theoretical model, *J. Geophys. Res.-Space*, 105, 25079, <https://doi.org/10.1029/1999JA000455>, 2000.
- Zank, G. P., Hunana, P., Mostafavi, P., Le Roux, J. A., Li, G., Webb, G. M., Khabarova, O., Cummings, A., Stone, E., and Decker, R.: Diffusive shock acceleration and reconnection acceleration processes, *Astrophys. J.*, 814, 137, <https://doi.org/10.1088/0004-637X/814/2/137>, 2015.

- Zharkova, V. and Khabarova, O.: Particle Acceleration in the Reconnecting Heliospheric Current Sheet: Solar Wind Data Versus 3D PIC Simulations, *Astrophys. J.*, 752, 35, <https://doi.org/10.1088/0004-637X/752/1/35>, 2012.
- Zharkova, V. and Khabarova, O.: Additional acceleration of solar-wind particles in current sheets of the heliosphere, *Ann. Geophys.*, 33, 457–470, <https://doi.org/10.5194/angeo-33-457-2015>, 2015.
- Zong, Q.-G., Zhou, X.-Z., Wang, Y. F., Li, X., Song, P., Baker, D. N., Fritz, T. A., Daly, P. W., Dunlop, M., and Pedersen, A.: Energetic electrons response to ULF waves induced by interplanetary shocks in the outer radiation belt, *J. Geophys. Res.*, 114, A10204, <https://doi.org/10.1029/2009JA014393>, 2009.
- Zucca, P., Morosan, D. E., Rouillard, A. P., Fallows, R., Gallagher, P. T., Magdalenic, J., Klein, K. -L., Mann, G., Vocks, C., Carley, E. P., Bisi, M. M., Kontar, E. P., Rothkaehl, H., Dabrowski, B., Krankowski, A., Anderson, J., Asgekar, A., Bell, M. E., Bentum, M. J., Best, P. Blaauw, R., Breitling, F., Broderick, J. W., Brouw, W. N., Brügggen, M., Butcher, H. R., Ciardi, B., de Geus, E., Deller, A., Duscha, S., Eislöffel, J., Garrett, M. A., Griebmeier, J. M., Gunst, A. W., Heald, G., Hoefft, M., Hörandel, J., Iacobelli, M., Juette, E., Karastergiou, A., van Leeuwen, J., McKay-Bukowski, D., Mulder, H., Munk, H., Nelles, A., Orru, E., Paas, H., Pandey, V. N., Pekal, R., Pizzo, R., Polatidis, A. G., Reich, W., Rowlinson, A., Schwarz, D. J., Shulevski, A., Sluman, J., Smirnov, O., Sobey, C., Soida, M., Thoudam, S., Toribio, M. C., Vermeulen, R., van Weeren, R. J., Wucknitz, O., and Zarka, P.: Shock location and CME 3D reconstruction of a solar type II radio burst with LOFAR, *Astron. Astrophys.*, 615, id.A89, <https://doi.org/10.1051/0004-6361/201732308>, 2018.