



# **$\text{Ly}\alpha$ and C III] emission in $z = 7-9$ Galaxies: accelerated reionization around luminous star-forming systems?**

Daniel P. Stark, Richard S. Ellis, Stéphane Charlot, Jacopo Chevallard, Mengtao Tang, Sirio Belli, Adi Zitrin, Ramesh Mainali, Julia Gutkin, Alba Vidal-García, et al.

## **► To cite this version:**

Daniel P. Stark, Richard S. Ellis, Stéphane Charlot, Jacopo Chevallard, Mengtao Tang, et al..  $\text{Ly}\alpha$  and C III] emission in  $z = 7-9$  Galaxies: accelerated reionization around luminous star-forming systems?. Monthly Notices of the Royal Astronomical Society, 2017, 464, pp.469-479. 10.1093/mnras/stw2233 . insu-03747484

**HAL Id: insu-03747484**

**<https://insu.hal.science/insu-03747484>**

Submitted on 8 Aug 2022

**HAL** is a multi-disciplinary open access archive for the deposit and dissemination of scientific research documents, whether they are published or not. The documents may come from teaching and research institutions in France or abroad, or from public or private research centers.

L'archive ouverte pluridisciplinaire **HAL**, est destinée au dépôt et à la diffusion de documents scientifiques de niveau recherche, publiés ou non, émanant des établissements d'enseignement et de recherche français ou étrangers, des laboratoires publics ou privés.

# Ly $\alpha$ and C III] emission in $z = 7$ –9 Galaxies: accelerated reionization around luminous star-forming systems?

Daniel P. Stark,<sup>1</sup>★ Richard S. Ellis,<sup>2,3</sup> Stéphane Charlot,<sup>4</sup> Jacopo Chevallard,<sup>5</sup> Mengtao Tang,<sup>1</sup> Sirio Belli,<sup>6</sup> Adi Zitrin,<sup>7</sup>† Ramesh Mainali,<sup>1</sup> Julia Gutkin,<sup>4</sup> Alba Vidal-García,<sup>4</sup> Rychard Bouwens<sup>8</sup> and Pascal Oesch<sup>9</sup>

<sup>1</sup>Steward Observatory, University of Arizona, 933 N Cherry Ave, Tucson, AZ 85721, USA

<sup>2</sup>European Southern Observatory (ESO), Karl-Schwarzschild-Strasse 2, D-85748 Garching, Germany

<sup>3</sup>Department of Physics and Astronomy, University College London, Gower Street, London WC1E 6BT, UK

<sup>4</sup>Sorbonne Universités, UPMC-CNRS, UMR7095, Institut d'Astrophysique de Paris, F-75014 Paris, France

<sup>5</sup>Scientific Support Office, Directorate of Science and Robotic Exploration, ESA/ESTEC, Keplerlaan 1, NL-2201 AZ Noordwijk, the Netherlands

<sup>6</sup>Max-Planck-Institut für extraterrestrische Physik, Giessen-bachstr. 1, D-85741 Garching, Germany

<sup>7</sup>Cahill Center for Astronomy and Astrophysics, California Institute of Technology, MC 249-17, Pasadena, CA 91125, USA

<sup>8</sup>Leiden Observatory, Leiden University, NL-2300 RA Leiden, the Netherlands

<sup>9</sup>Department of Astronomy, Yale Center for Astronomy and Astrophysics, Yale University, USA

Accepted 2016 September 6. Received 2016 September 1; in original form 2016 June 3

## ABSTRACT

We discuss new Keck/MOSFIRE spectroscopic observations of four luminous galaxies at  $z \simeq 7$ –9 selected to have intense optical line emission by Roberts-Borsani et al. Previous follow-up has revealed Ly $\alpha$  in two of the four galaxies. Our new MOSFIRE observations confirm that Ly $\alpha$  is present in the entire sample. We detect Ly $\alpha$  emission in the galaxy COS-zs7-1, confirming its redshift as  $z_{\text{Ly}\alpha} = 7.154$ , and we detect Ly $\alpha$  in EGS-zs8-2 at  $z_{\text{Ly}\alpha} = 7.477$ , verifying an earlier tentative detection. The ubiquity of Ly $\alpha$  in this sample is puzzling given that the IGM is expected to be significantly neutral over  $7 < z < 9$ . To investigate this result in more detail, we have initiated a campaign to target UV metal lines in the four Ly $\alpha$  emitters as a probe of both the ionizing field and the Ly $\alpha$  velocity offset at early times. Here we present the detection of C III] emission in the  $z = 7.73$  galaxy EGS-zs8-1, requiring an intense radiation field and moderately low metallicity. We argue that the radiation field is likely to affect the local environment, increasing the transmission of Ly $\alpha$  through the galaxy. Moreover, the centroid of C III] indicates that Ly $\alpha$  is redshifted by  $340 \text{ km s}^{-1}$ . This velocity offset is larger than that seen in less luminous systems, providing an explanation for the transmission of Ly $\alpha$  emission through the IGM. Since the transmission is further enhanced by the likelihood that such systems are also situated in large ionized bubbles, the visibility of Ly $\alpha$  at  $z > 7$  is expected to be strongly luminosity-dependent, with transmission accelerated in systems with intense star formation.

**Key words:** galaxies: evolution – galaxies: formation – galaxies: high-redshift – cosmology: observations.

## 1 INTRODUCTION

The reionization of intergalactic hydrogen is an important milestone in early cosmic history, marking the point at which nearly every baryon in the universe was affected by the growth of structure. How and when reionization occurs encodes unique insight into the nature of the first luminous objects, motivating a number of

dedicated observational efforts aimed at studying the process. Significant progress has been made in the last decade. Measurement of the optical depth to electron scattering faced by the cosmic microwave background (CMB) reveals that the process is underway by  $z \simeq 9$  (Planck Collaboration XIII et al. 2016a, 2016b), while quasar absorption spectra indicate that reionization is largely complete by  $z \simeq 6$  (e.g. Fan, Carilli & Keating 2006; McGreer, Mesinger & D’Odorico 2015). The large abundance of faint  $z \gtrsim 6$  galaxies identified photometrically with the WFC3/infrared (IR) camera on the *Hubble Space Telescope* (e.g. *HST*; McLure et al. 2013; Bouwens et al. 2015a; Finkelstein et al. 2015) suggests that the ionizing output

★E-mail: dpstark@email.arizona.edu

† Hubble Fellow.

of star-forming systems may be sufficient to complete reionization by  $z \simeq 6$  while also supplying the IGM with enough free electrons at  $z \simeq 9$  to reproduce the measured Thomson scattering optical depth of the CMB (Bouwens et al. 2015b; Robertson et al. 2015; Stanway, Eldridge & Becker 2016).

New insight is now being provided by the spectroscopic surveys targeting Ly $\alpha$  emission from star-forming galaxies at  $z \gtrsim 6$ . Since Ly $\alpha$  is resonantly scattered by neutral hydrogen, the fraction of galaxies that exhibit prominent Ly $\alpha$  emission should fall abruptly during the reionization era (Fontana et al. 2010; Stark et al. 2010). Throughout the past five years, a large investment has been devoted to the searches for Ly $\alpha$  emission in the reionization era, resulting in only nine robust detections of Ly $\alpha$  at  $z > 7$  (Vanzella et al. 2011; Ono et al. 2012; Schenker et al. 2012; Shibuya et al. 2012; Finkelstein et al. 2013; Oesch et al. 2015; Zitrin et al. 2015; Song et al. 2016). These surveys clearly reveal a rapidly declining Ly $\alpha$  emitter fraction over  $6 < z < 8$  (e.g. Fontana et al. 2010; Stark et al. 2010; Ono et al. 2012; Pentericci et al. 2014; Schenker et al. 2014; Tilvi et al. 2014), similar to the drop in the abundance of narrow-band-selected Ly $\alpha$  emitters over  $5.7 < z < 7.3$  (e.g. Konno et al. 2014). The decline in the volume density of Ly $\alpha$  emitters at  $z > 6.5$  is consistent with strong attenuation from intergalactic hydrogen, possibly requiring neutral fractions of  $x_{\text{H I}} \gtrsim 0.3$ – $0.5$  at  $z \simeq 7$ – $8$  (Choudhury et al. 2015; Mesinger et al. 2015). In this framework, the small sample of known  $z > 7$  systems with detectable Ly $\alpha$  emission is thought to be galaxies that are situated in the largest ionized regions of the IGM, allowing Ly $\alpha$  to redshift well into the damping wing before encountering intergalactic hydrogen.

The first clues that this physical picture may be incomplete have recently begun to emerge. The detection of nebular C IV emission in a low-luminosity  $z = 7.045$  Ly $\alpha$  emitter (A1703-zd6) led Stark et al. (2015b) to speculate that this galaxy’s hard ionizing spectrum may enhance its Ly $\alpha$  transmission by efficiently ionizing surrounding hydrogen. If true, this would suggest that observed counts of  $z > 7$  Ly $\alpha$  emitters may also depend on the prevalence of galaxies with extreme radiation fields, adding uncertainty to the modelling of the evolving Ly $\alpha$  transmission at  $z > 6$ . The detection of nebular He II emission in a  $z = 6.6$  Ly $\alpha$  emitter (Sobral et al. 2015) suggests that extreme radiation fields may become more common among galaxies at early times. Observational efforts are now underway to quantify the frequency of such hard ionizing spectra are among reionization-era galaxies and to constrain the powering mechanism (active galactic nuclei or metal-poor stars) of the nebular C IV emission (e.g. Feltre, Charlot & Gutkin 2016).

Perhaps even more puzzling is the discovery of Ly $\alpha$  in the first two galaxies observed from a recent selection of the most luminous  $z > 7$  galaxies in the CANDELS fields (Roberts-Borsani et al. 2016), including record-breaking detections at  $z = 7.73$  (Oesch et al. 2015) and  $z = 8.68$  (Zitrin et al. 2015). The Roberts-Borsani et al. (2016) (hereafter RB16) photometric sample includes a total of four galaxies, each very bright in WFC3/IR imaging ( $H_{160} = 25.0$ – $25.3$ ) with very red *Spitzer*/IRAC [3.6]–[4.5] colours, indicating extremely large equivalent width [O III]+H $\beta$  emission. How Ly $\alpha$  emission is able to escape efficiently from these systems while being so strongly attenuated from most other early galaxies is unclear. One possibility is that the most luminous galaxies trace overdense regions which produce the largest ionized bubbles at any given redshift (e.g. Barkana & Loeb 2004; Furlanetto, Zaldarriaga & Hernquist 2004). Zitrin et al. (2015) speculated that the selection of galaxies with red IRAC colours may pick out systems with hard ionizing spectra which are able to create early ionized bubbles, enhancing the transmission of Ly $\alpha$  through the IGM.

With the aim of improving our understanding of the factors which are most important in regulating the escape of Ly $\alpha$  at  $z > 7$ , we have recently initiated a comprehensive spectroscopic survey of Ly $\alpha$  and UV metal emission lines in the full photometric sample of galaxies identified in RB16. Our goals are twofold. First, we seek a complete census of the Ly $\alpha$  emission equivalent widths. Thus far, only two of the four RB16 galaxies have been spectroscopically confirmed. A third system (EGS-zs8-2) was found to have a tentative Ly $\alpha$  emission feature at  $z = 7.47$  in RB16, and the fourth system (COSY-0237620370, hereafter COS-zs7-1) has yet to be observed. Secondly, we aim to use knowledge of the UV metal emission line properties to understand the evolving visibility of Ly $\alpha$  emission at  $z > 7$ . In particular, we wish to characterize the hardness of the ionizing spectrum, determining if the RB16 galaxies are similar to the nebular C IV-emitting  $z = 7.045$  galaxy reported in Stark et al. (2015b). Using the systemic redshift provided by the [C III], C III]  $\lambda\lambda 1907, 1909$  doublet, we will investigate the velocity offset of Ly $\alpha$  in the RB16 sample, one of the most important parameters governing the IGM attenuation provided to Ly $\alpha$  in the reionization era.

We adopt a  $\Lambda$ -dominated, flat Universe with  $\Omega_{\Lambda} = 0.7$ ,  $\Omega_{\text{M}} = 0.3$  and  $H_0 = 70 h_{70} \text{ km s}^{-1} \text{ Mpc}^{-1}$ . All magnitudes in this paper are quoted in the AB system (Oke & Gunn 1983). We assume a Chabrier (2003) initial mass function throughout the paper.

## 2 KECK/MOSFIRE OBSERVATIONS AND ANALYSIS

We present new observations of three of the four galaxies identified in RB16. Data were obtained over three separate observing runs using the near-IR multi-object spectrograph MOSFIRE (McLean et al. 2012) on the Keck I telescope. Details of the MOSFIRE observations are summarized in Table 1. The first observing run was 2015 April 12–15. We observed EGS-zs8-2 in the *Y* band, targeting the tentative Ly $\alpha$  detection reported in RB16. The seeing was between 0.5 and 0.8 arcsec and skies were clear in 4.0 h of integration. The integration time of individual *Y*-band exposures was 180 s. Both EGS-zs8-1 and EGS-zs8-2 were then observed in the *H* band to constrain the strength of the [C III], C III]  $\lambda\lambda 1907, 1909$  doublet. Conditions were mostly clear and seeing was 0.5 arcsec during the 2.5 h of on-source integration. On 2015 June 11, we obtained an additional 1.0 hr of *H*-band observations on EGS-zs8-1 and EGS-zs8-2 in clear conditions with average seeing of 0.6 arcsec, bringing the total *H*-band integration time to 3.5 h. The individual *H*-band exposures are 120 s. Finally, on 2015 November 30, we obtained a *Y*-band spectrum of COS-zs7-1. Conditions were clear and the average seeing was 0.7 arcsec. We obtained 48 exposures of 180 s, totaling 2.4 h of on-source *Y*-band integration on COS-zs7-1. Each mask contained one to two isolated stars for absolute flux calibration and numerous lower redshift galaxies. We used slit widths of 0.7 arcsec on all three observing runs.

The publicly-available MOSFIRE Data Reduction Pipeline (DRP)<sup>1</sup> was used to reduce the spectra. The DRP performs flat-fielding, wavelength calibration, sky-subtraction, and cosmic ray removal, outputting reduced two-dimensional spectra. For our chosen slit width, MOSFIRE provides a resolving power of  $R \simeq 3388$  (*Y* band) and  $R \simeq 3660$  (*H* band), delivering a resolution of 2.82 and 2.74 Å in *Y* and *H* band, respectively, for slit widths of 0.7 arcsec. Using the output from the DRP, we calculated two-dimensional signal to noise maps for each object. One-dimensional spectra were then

<sup>1</sup> <https://keck-datareductionpipelines.github.io/MosfireDRP/>

**Table 1.** Galaxies targeted with Keck/MOSFIRE spectroscopic observations. The final column provides the reference to the article where each galaxy was first discussed in the literature. The photometric redshifts shown in column three are taken from the discovery papers.

Source	$z_{\text{Ly}\alpha}$	$z_{\text{phot}}$	RA	Dec.	Date of observations	$H_{160}$	Filters	UV lines targeted	Ref
EGS-zs8-1	7.730	$7.92^{+0.36}_{-0.36}$	14:20:34.89	+53:00:15.4	2015 April 12–15	25.0	$H$	C III]	[1], [2]
—	—	—	—	—	2015 June 11	—	$H$	C III]	[1], [2]
EGS-zs8-2	7.477	$7.61^{+0.26}_{-0.25}$	14:20:12.09	+53:00:27.0	2015 April 12–15	25.1	$Y, H$	Ly $\alpha$ , C III]	[1]
—	—	—	—	—	215 June 11	—	$H$	C III]	[1]
COS-zs7-1	7.154	$7.14^{+0.12}_{-0.12}$	10:00:23.76	+02:20:37.0	2015 November 30	25.1	$Y$	Ly $\alpha$	[1]

References: [1] Roberts-Borsani et al. (2016); [2] Oesch et al. (2015).

obtained using a boxcar extraction with apertures matched to the object profile, typically in the range 6–8 pixels (1.08–1.44 arcsec). The flux calibration was performed in two stages. We determined the telluric correction spectrum via longslit observations of a spectrophotometric standard star conducted prior to the observations. The resulting correction spectrum accounts for the effects of the atmosphere and the instrumental response. The absolute flux scale is calculated using the spectra of stars that were placed on the mask. Using the *HST* flux measurements of the stars, we calculate the average scaling factor necessary to convert the observed count rate into flux density. The absolute scaling factor is applied to the telluric correction spectrum, resulting in a wavelength-dependent flux calibration which we apply to the one-dimensional-extracted spectra. If the sources are more extended than the stars used for the flux calibration, a small aperture correction will be required to account for slit losses. We calculate the aperture correction individually for each source by convolving the *HST* images with the ground-based seeing. Given the very small sizes of the  $z > 7$  galaxies, these corrections are found to be negligible for the sources considered in this paper.

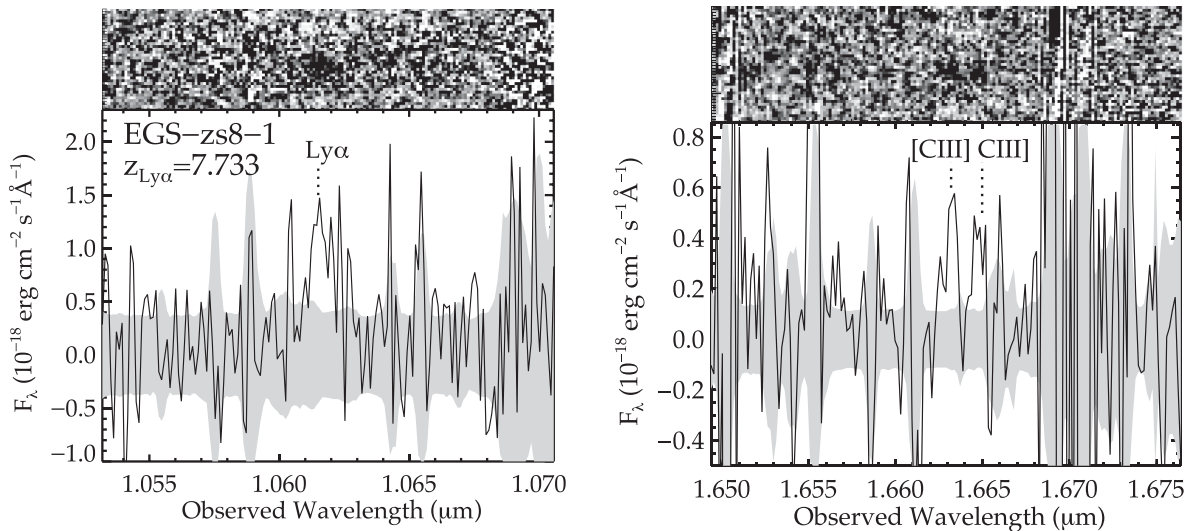
### 3 RESULTS

#### 3.1 EGS-zs8-1

EGS-zs8-1 is a bright ( $H_{160} = 25.0$ ) galaxy with a red IRAC colour ( $[3.6]\text{--}[4.5] = 0.53 \pm 0.09$ ). As described in RB16, the

4.5  $\mu\text{m}$  flux excess suggests very large rest-frame equivalent width ( $911 \pm 122 \text{ \AA}$ ) [O III]+H $\beta$  emission. The optical line equivalent widths quoted here and below are inferred through computation of the line flux required to produce the measured IRAC flux excess, in the same manner as earlier studies (Shim et al. 2011; Stark et al. 2013; Smit et al. 2014, 2015a; RB16). The spectroscopic redshift was confirmed by Oesch et al. (2015) through detection of a strong Ly $\alpha$  emission line using MOSFIRE (see Fig. 1a). The line reaches peak flux at 10 616  $\text{\AA}$  corresponding to  $z_{\text{Ly}\alpha} = 7.733$ . Oesch et al. (2015) fit a truncated Gaussian profile to the data and calculate a redshift of  $z_{\text{Ly}\alpha} = 7.730$ . Since the true line profile is very uncertain, we will adopt the redshift set by the peak line flux for our analysis. As we detail below, the result does not strongly impact our conclusions. The Ly $\alpha$  line flux ( $1.7 \times 10^{-17} \text{ erg cm}^{-2} \text{ s}^{-1}$ ) is one of the largest among  $z > 7$  galaxies and suggests a rest-frame equivalent width of  $W_{\text{Ly}\alpha} = 21 \pm 4 \text{ \AA}$ . The absolute magnitude ( $M_{\text{UV}} = -22.1$ ) indicates an unusually luminous galaxy, roughly  $3\times$  brighter than the value of  $L_{\text{UV}}^*$  derived from the Schechter parameter fitting functions presented in Bouwens et al. (2015a).

The MOSFIRE  $H$ -band spectrum of EGS-zs8-1 covers the wavelength range between 1.5154 and 1.8223  $\mu\text{m}$ . In Fig. 1(b), the narrow spectral window between 1.650 and 1.675  $\mu\text{m}$  is shown, revealing a clean detection of both components of the [C III], C III] doublet. We measure line fluxes of  $4.5 \pm 0.5 \times 10^{-18}$  and  $3.6 \pm 0.5 \times 10^{-18} \text{ erg cm}^{-2} \text{ s}^{-1}$  for the 1907 and 1909  $\text{\AA}$  components, respectively. The total flux in the resolved C III] doublet is close to 50 percent that of Ly $\alpha$ , nearly  $10\times$  greater than is



**Figure 1.** Keck/MOSFIRE spectra of EGS-zs8-1, a  $z = 7.733$  galaxy that was originally spectroscopically confirmed in Oesch et al. (2015). (Left:) two-dimensional and one-dimensional  $Y$ -band spectra centred on the Ly $\alpha$  emission line. Data are from Oesch et al. (2015). (Right:)  $H$ -band observations showing detection of the [C III], C III]  $\lambda\lambda 1907, 1909$  doublet. The top panels show the two-dimensional SNR maps (black is positive), and the bottom panel shows the flux-calibrated one-dimensional extractions.

seen in the most extreme C III]-emitting galaxies at lower redshift (e.g. Erb et al. 2010; Christensen et al. 2012; Stark et al. 2014). Since the continuum is undetected in the spectrum, we calculate the rest-frame equivalent widths using continuum flux derived from the broad-band SED. The measurements indicate a total [C III], C III] rest-frame equivalent width of  $22 \pm 2 \text{ \AA}$  ( $12 \pm 2 \text{ \AA}$  for [C III]  $\lambda 1907$  and  $10 \pm 1 \text{ \AA}$  for C III]  $\lambda 1909$ ), similar to the value recently derived in a gravitationally lensed galaxy at  $z = 6.024$  (Stark et al. 2015a).

The flux ratio of the [C III], C III] doublet provides a measurement of the electron density of the ionized gas. The ratio of [C III]  $\lambda 1907$ /C III]  $\lambda 1909$  varies from  $\simeq 0.8$  for  $n_e = 3 \times 10^4 \text{ cm}^{-3}$  to 1.5 for  $n_e = 10^2 \text{ cm}^{-3}$ . The measured [C III]  $\lambda 1907$ /C III]  $\lambda 1909$  flux ratio of EGS-zs8-1 ( $1.25 \pm 0.22$ ) suggests that C III] traces reasonably high-density gas. The electron density of the system is determined by using IRAF's NEBULAR package (Shaw & Dufour 1995). Assuming an electron temperature of 15 000 K, consistent with metal-poor C III]-emitting galaxies at lower redshifts (e.g. Erb et al. 2010; Christensen et al. 2012; Mainali et al., in preparation), we infer an electron density of  $9100^{+12200}_{-7800} \text{ cm}^{-3}$  for EGS-zs8-1. The error bars on the measurement are calculated by including  $1\sigma$  error in the flux ratio as well as varying the electron temperature between 12 600 and 20 000 K. While uncertainties are clearly still significant, the C III] density is noticeably larger than the average density ( $250 \text{ cm}^{-3}$ ) traced by [O II] or [S II] at  $z \simeq 2.3$  (Sanders et al. 2016). The tendency for C III] to imply larger densities than [O II] and [S II] is well known (e.g. James et al. 2014; Mainali et al., in preparation) and may indicate that the higher ionization line tends to be produced in denser regions within the galaxy. Larger samples with multiple density diagnostics are required at lower redshift to assess whether the C III] density offset is actually physical.

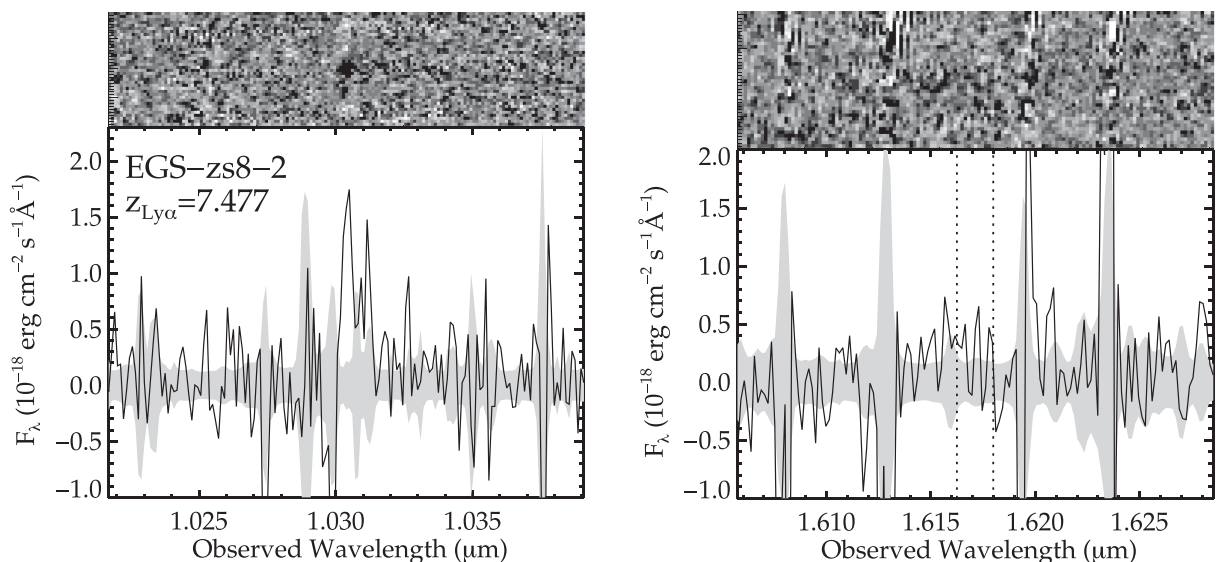
The detection of C III] also constrains the systemic redshift (e.g. Erb et al. 2010; Stark et al. 2014), providing a valuable measure of the velocity offset of Ly $\alpha$ ,  $\Delta v_{\text{Ly}\alpha}$ . The Ly $\alpha$  velocity offset is a key input parameter for models which seek to map the evolving number counts of Ly $\alpha$  emitters to IGM ionization state (e.g. Choudhury et al. 2015). Yet owing to the lack of strong nebular

lines in reionization-era galaxies, there are currently only a handful of  $\Delta v_{\text{Ly}\alpha}$  measurements at  $z > 6$  (Stark et al. 2015a; Willott et al. 2015). The wavelength centroids of the [C III], C III] doublet in EGS-zs8-1 reveal a systemic redshift of 7.723. The peak of the emergent Ly $\alpha$  emission line occurs at  $10616 \text{ \AA}$ , implying a velocity offset of  $\Delta v_{\text{Ly}\alpha} = 340^{+15}_{-30} \text{ km s}^{-1}$ . The full width at half-maximum of the Ly $\alpha$  line ( $360 \text{ km s}^{-1}$ ; Oesch et al. 2015) thus indicates that a substantial fraction of the Ly $\alpha$  flux leaves the galaxy between 340 and  $520 \text{ km s}^{-1}$ . We note that if we were to adopt the truncated Gaussian redshift for Ly $\alpha$ , the inferred velocity offset would be somewhat smaller ( $260 \text{ km s}^{-1}$ ), but more importantly, the line profile still would imply a significant amount of flux emerging at yet larger velocities. The mean velocity offset of EGS-zs8-1 is comparable to the two measurements presented in Willott et al. (2015) but is considerably larger than that inferred in a robustly detected C III] emitter at  $z = 6.024$  (Stark et al. 2015a) and well in excess of the  $\Delta v_{\text{Ly}\alpha}$  parametrization adopted in the reionization models of Choudhury et al. (2015). We discuss the implications of these findings for reionization in Section 5.2.

### 3.2 EGS-zs8-2

EGS-zs8-2 is another bright ( $H_{160} = 25.1$ ) galaxy identified in CANDELS imaging by RB16. The IRAC colour of EGS-zs8-2 ( $[3.6]-[4.5] = 0.96 \pm 0.17$ ) is redder than EGS-zs8-1, likely reflecting yet more extreme optical line emission. We estimate a rest-frame [O III]+H $\beta$  equivalent width of  $1610 \pm 302 \text{ \AA}$  is required to reproduce the flux excess in the  $[4.5]$  filter. A  $4.7\sigma$  emission feature was identified by RB16 at a wavelength of  $1.031 \text{ }\mu\text{m}$ . RB16 tentatively interpret this feature as Ly $\alpha$ .

We obtained a Y-band spectrum of EGS-zs8-2 with the goal of verifying the putative Ly $\alpha$  detection. The spectrum we obtained shows a  $7.4\sigma$  emission line at  $1.0305 \text{ }\mu\text{m}$  (Fig. 2a), confirming that EGS-zs8-2 is indeed a Ly $\alpha$  emitter at  $z_{\text{Ly}\alpha} = 7.477$ . The measured line flux ( $7.4 \pm 1.0 \times 10^{-18} \text{ erg cm}^{-2} \text{ s}^{-1}$ ) is less than half that of EGS-zs8-1. We calculate the Ly $\alpha$  equivalent width using the broad-band SED to estimate the underlying continuum flux. The



**Figure 2.** Keck/MOSFIRE spectra of EGS-zs8-2, a  $z = 7.477$  galaxy presented in RB16. (Left:) two-dimensional and one-dimensional Y-band spectra centred on the Ly $\alpha$  emission line, confirming the tentative redshift identification presented in RB16. (Right:) H-band observations showing non-detection of the [C III], C III]  $\lambda\lambda 1907, 1909$  doublet. The top panels show the two-dimensional SNR maps (black is positive), and the bottom panel shows the flux-calibrated one-dimensional extractions.

resulting value ( $W_{\text{Ly}\alpha} = 9.3 \pm 1.4 \text{ \AA}$ ) is the smallest of the RB16 galaxies.

The MOSFIRE  $H$ -band spectrum covers 14 587 to 17 914  $\text{\AA}$ , corresponding to rest-frame wavelengths between 1720 and 2113  $\text{\AA}$  for EGS-zs8-2. In Fig. 2(b), we show the spectral window centred on the [C III], C III] doublet. No emission lines are visible. There are two weak sky lines in the wavelength range over which the doublet is situated. However, the separation of the individual components of the doublet is such that at least one of the two lines must be located in a clean region of the spectrum. We estimate  $3\sigma$  upper limits of  $2.3 \times 10^{-18} \text{ erg cm}^{-2} \text{ s}^{-1}$  for individual components. The non-detection suggests that the total flux in the C III] doublet must be less than 62 per cent of the observed Ly $\alpha$  flux, fully consistent with the ratio observed in EGS-zs8-1 and in extreme C III] emitters at lower redshift. We place a  $3\sigma$  upper limit on the doublet rest-frame equivalent width of  $<14 \text{ \AA}$ . Deeper data may yet detect C III] in EGS-zs8-2.

### 3.3 COS-zs7-1

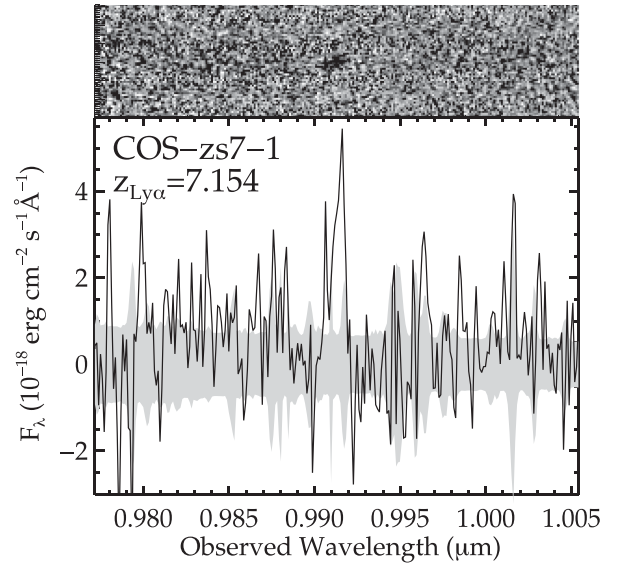
Prior to this paper, COS-zs7-1 was the only source from RB16 lacking a near-IR spectrum. Similar to the other galaxies from RB16, COS-zs7-1 is bright in the near-IR ( $H_{160} = 25.1$ ) and has IRAC colour  $([3.6]-[4.5] = 1.03 \pm 0.15)$  that indicates intense optical line emission. In addition to RB16, the galaxy has been reported elsewhere (e.g. Tilvi et al. 2013; Bowler et al. 2014). We estimate an [O III]+H $\beta$  rest-frame equivalent width of  $1854 \pm 325 \text{ \AA}$  based on the [4.5] flux excess, making COS-zs7-1 the most extreme optical line emitter in the RB16 sample. RB16 derive a reasonably well-constrained photometric redshift ( $z_{\text{phot}} = 7.14^{+0.12}_{-0.12}$ ) that places Ly $\alpha$  in a narrow 290  $\text{\AA}$  window between 9750 and 10 041  $\text{\AA}$ .

The Keck/MOSFIRE  $Y$ -band spectrum spans between 9750 and 11 238  $\text{\AA}$ , covering the full range over which Ly $\alpha$  is predicted to lie. We identify a  $6.25\sigma$  emission line at 9913  $\text{\AA}$  that is coincident with the expected spatial position of COS-zs7-1 (Fig. 3). The emission line is seen to have the standard negative–positive–negative pattern, indicating that it is present in both dither positions. If the feature is Ly $\alpha$ , it would correspond to  $z_{\text{Ly}\alpha} = 7.154$ , in excellent agreement with the photometric redshift derived by RB16. No other emission lines are visible at the spatial position of COS-zs7-1 in the  $Y$ -band spectrum. We conclude that Ly $\alpha$  is the most likely interpretation of the line given the pronounced dropout in the  $z$  band and the evidence for strong [O III]+H $\beta$  emission in the [4.5] filter. The emission line is clearly distinct from sky lines with emission spanning 9905–9915  $\text{\AA}$ ; however, the red side of the line coincides with positive residuals from a weak OH line at 9917  $\text{\AA}$ , complicating the line flux measurement. Integrating the emission line blueward of the OH line, we find a total flux of  $2.5 \pm 0.4 \times 10^{-17} \text{ erg cm}^{-2} \text{ s}^{-1}$  and a rest-frame Ly $\alpha$  equivalent width of  $28 \pm 4 \text{ \AA}$ .

Table 2 summarizes the various emission line measures and the related physical properties for all three sources in the context of earlier work.

## 4 PHOTOIONIZATION MODELLING

The broad-band SEDs of the RB16 galaxies suggest the presence of extremely large equivalent width [O III]+H $\beta$  emission. Here we investigate whether the available data require an intense radiation field that may favour the escape of Ly $\alpha$ . In the case of EGS-zs8-1 and EGS-zs8-2, we fold in the new constraints on [C III], C III] emission. We focus our analysis on the three galaxies from RB16 for



**Figure 3.** Keck/MOSFIRE  $Y$ -band spectrum of COS-zs7-1, a bright ( $H = 25.1$ ) dropout presented in RB16. We identify an emission feature at the spatial position of the dropout at 9913  $\text{\AA}$  which is likely to be Ly $\alpha$  at  $z = 7.154$ . The top panel shows the two-dimensional SNR map (black is positive), clearly showing the characteristic negative–positive–negative signature expected from the subtraction of dithered data. The bottom panel shows the flux-calibrated one-dimensional extraction.

which we have obtained new spectral constraints (COS-zs7-1, EGS-zs8-1, EGS-zs8-2). We fit the available emission line and broad-band fluxes using the Bayesian spectral interpretation tool BEAGLE (Chevallard & Charlot 2016), which incorporates in a flexible and consistent way the production of radiation in galaxies and its transfer through the interstellar and intergalactic media. The version of BEAGLE used here relies on the models of Gutkin, Charlot & Bruzual (2016), who follow the prescription of Charlot & Longhetti (2001) to describe the emission from stars and the interstellar gas, based on a combination of the latest version of the Bruzual & Charlot (2003) stellar population synthesis model with the standard photoionization code CLOUDY (Ferland et al. 2013). The main adjustable parameters of the photoionized gas are the interstellar metallicity,  $Z_{\text{ISM}}$ , the typical ionization parameter of newly ionized H II regions,  $U_{\text{S}}$  (which characterizes the ratio of ionizing photon to gas densities at the edge of the Strömgren sphere), and the dust-to-metal mass ratio,  $\xi_{\text{d}}$  (which characterizes the depletion of metals on to dust grains). We consider here models with hydrogen density  $n_{\text{H}} = 100 \text{ cm}^{-3}$ , and two values of C/O abundance ratios, equal to 1.0 and  $0.5 \times$  the standard value in nearby galaxies  $[(\text{C}/\text{O})_{\odot} \approx 0.44]$ . Attenuation by dust is described using the 2-component model of Charlot & Fall (2000), combined with the Chevallard et al. (2013) ‘quasi-universal’ prescription to account for the effects linked to dust/star geometry [including interstellar medium (ISM) clumpiness] and galaxy inclination. Finally, we adopt the prescription of Inoue et al. (2014) to include absorption by the IGM.

We parametrize the star formation histories of model galaxies in BEAGLE as exponentially delayed functions  $\psi(t) \propto t \exp(-t/\tau_{\text{SFR}})$ , for star formation time-scale in the range  $7 \leq \log(\tau_{\text{SFR}}/\text{yr}) \leq 10.5$  and formation redshift in the range  $z_{\text{obs}} \leq z_{\text{form}} \leq 50$  (where  $z_{\text{obs}}$  is the observed galaxy redshift). We adopt a standard Chabrier (2003) initial mass function and assume that all stars in a given galaxy have the same metallicity, in the range  $-2.2 \leq \log(Z/Z_{\odot}) \leq 0.25$ . We superpose on this smooth

**Table 2.** Rest-UV emission line properties of  $z > 7$  spectroscopically confirmed galaxies. The top half of the table shows the targets observed in this paper. In the bottom half of the table, we include measurements for other sources in the literature with spectroscopic redshifts above  $z \simeq 7$ . The equivalent widths include the aperture correction and are quoted in the rest frame. The upper limits are  $3\sigma$ .

Source	$z_{Ly\alpha}$	Line	$\lambda_{rest}$ (Å)	$\lambda_{obs}$ (Å)	Line flux ( $10^{-18}$ erg cm $^{-2}$ s $^{-1}$ )	$W_0$ (Å)	$H_{160}$	$W_{[O III]+H\beta}$ (Å)	Ref
EGS-zs8-1	7.730	Ly $\alpha$	1215.67	10 616	$17 \pm 3$	$21 \pm 4$	25.0	$911 \pm 122$	[1]
		[C III]	1906.68	16 630	$4.5 \pm 0.5$	$12 \pm 2$	–	–	This work
		C III]	1908.73	16 645	$3.6 \pm 0.5$	$10 \pm 1$	–	–	This work
EGS-zs8-2	7.477	Ly $\alpha$	1215.67	10 305	$7.4 \pm 1.0$	$9.3 \pm 1.4$	25.1	$1610 \pm 302$	[2], This work
		[C III]	1906.68	–	$<2.3(3\sigma)$	$<7.1(3\sigma)$	–	–	This work
		C III]	1908.73	–	$<2.3(3\sigma)$	$<7.1(3\sigma)$	–	–	This work
COS-zs7-1	7.154	Ly $\alpha$	1215.67	9913	$25 \pm 4$	$28 \pm 4$	25.1	$1854 \pm 325$	This work
EGS8p7	8.683	Ly $\alpha$	1215.67	11 774	17	28	25.3	$895 \pm 112$	[3]
z7_GSD_3811	7.664	Ly $\alpha$	1215.67	10 532	$5.5 \pm 0.9$	$15.6^{+5.9}_{-3.6}$	25.9	–	[4]
z8_GND_5296	7.508	Ly $\alpha$	1215.67	10 343	$2.6 \pm 0.8$	$7.5 \pm 1.5$	25.6	$1407 \pm 196$	[5]
–	7.508	Ly $\alpha$	1215.67	10 347	$10.6 \pm 1.2$	$46.9 \pm 5.4$	–	–	[6]
SXDF-NB1006-2	7.215	Ly $\alpha$	1215.67	9988	$19^{+2.5}_{-0.9}$	$>15.4$	–	–	[7]
GN-108036	7.213	Ly $\alpha$	1215.67	9980	25	33	25.2 (F140W)	$455 \pm 95$	[8]
A1703_zd6	7.045	Ly $\alpha$	1215.67	9780	$28.4 \pm 5.3$	$65 \pm 12$	25.9	–	[9]
		C IV	1548.19	12 458	$4.1 \pm 0.6$	$19.9 \pm 3.6$	–	–	[10]
BDF-3299	7.109	Ly $\alpha$	1215.67	9858	$12.1 \pm 1.4$	50	26.2	–	[11]
BDF-521	7.008	Ly $\alpha$	1215.67	9735	$16.2 \pm 1.6$	64	25.9	–	[11]

References: [1] Oesch et al. (2015); [2] Roberts-Borsani et al. (2016); [3] Zitrin et al. (2015); [4] Song et al. (2016); [5] Finkelstein et al. (2013); [6] Tilvi et al. (2016); [7] Shibuya et al. (2012); [8] Ono et al. (2012); [9] Schenker et al. (2012); [10] Stark et al. (2015b); [11] Vanzella et al. (2011).

exponential function a current burst with a fixed duration 10 Myr, whose strength is parametrized in terms of the specific star formation rate (sSFR), in the range  $-14 \leq \log(\psi_s/\text{yr}^{-1}) \leq -7$ . We adopt the same interstellar and stellar metallicity ( $Z_{\text{ISM}} = Z$ ) and let the dust-to-metal mass ratio and ionization parameter freely vary in the range  $\xi_d = 0.1\text{--}0.5$  and  $-4 \leq \log U_S \leq -1$ , respectively. We consider V-band dust attenuation optical depths in the range  $-3 \leq \log \tau_V \leq 0.7$  and fix the fraction of this arising from dust in the diffuse ISM rather than in giant molecular clouds to  $\mu = 0.4$  (Wild et al. 2011).

With this parametrization, we use BEAGLE to fit the available constraints on the Ly $\alpha$  equivalent width (taken as a lower limit owing to resonant scattering), [C III]  $\lambda$ 1907+C III]  $\lambda$ 1909 equivalent width (for EGS-zs8-1 and EGS-zs8-2), and broad-band F125W, F140W, F160W and IRAC 3.6 and 4.5  $\mu\text{m}$  fluxes. We obtain as output the posterior probability distributions of the above free model parameters, as well as those of a large collection of derived parameters, such as, for example, the production rate of hydrogen ionizing photons per 1500 Å luminosity,  $\xi_{\text{ion}}^*$  (Table 3). The  $\xi_{\text{ion}}^*$  values correspond to the intrinsic UV emission from the stellar population model that reproduces the data, computed before reprocessing by gas and before attenuation by dust. Below, we also present  $\xi_{\text{ion}}$ , which is computed considering the UV emission after it has been reprocessed by gas and attenuated by dust. This latter quantity provides the total Lyman continuum production rate given the observed far-UV emission.

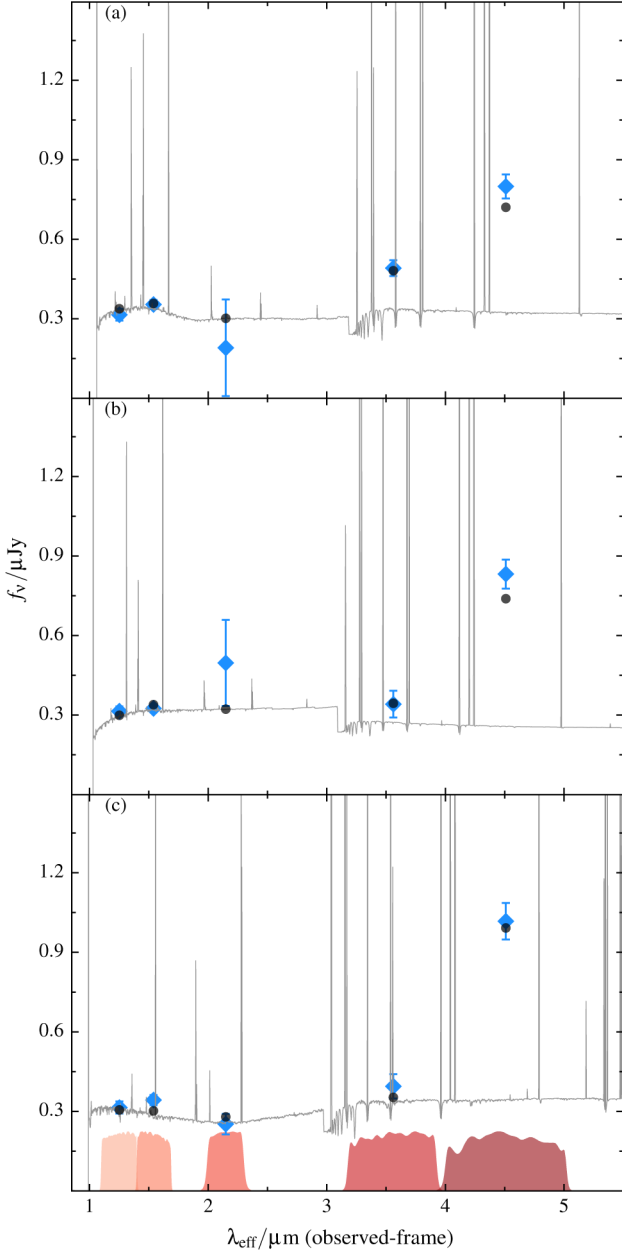
The modelling procedure is able to successfully reproduce the broad-band SEDs of the RB16 galaxies (i.e. Fig. 4). Matching the large flux excess in the IRAC [4.5] filter requires models with very large specific star formation rates ( $7\text{--}24 \text{ Gyr}^{-1}$ ), indicating a population undergoing rapid stellar mass growth. The implied interstellar metallicities are in the range  $Z = 0.0016\text{--}0.0026$ , which is equivalent to  $0.10\text{--}0.17 Z_{\odot}$  using the solar metallicity value ( $Z_{\odot} = 0.01524$ ) from Bressan et al. (2012). The strong [C III], C III] emission in EGS-zs8-1 forces the models to low metallicity ( $0.11 Z_{\odot}$ ) and significantly reduces the allowable metallicity range. Because of the depletion of metals on to dust grains (parametrized by the

$\xi_d$  parameter), the gas-phase metallicity will be lower than the total interstellar metallicity that is fit by the models and reported in Table 3. After accounting for the derived  $\xi_d$  values using the method described in Gutkin, Charlot & Bruzual (2016), the gas-phase oxygen abundance is found to range between  $12 + \log \text{O}/\text{H} = 7.76, 7.77, 7.97$  for COS-zs7-1, EGS-zs8-1, EGS-zs8-2, respectively. The detection of [C III], C III] in the spectrum of EGS-zs8-1 allows us to consider variations in the C/O abundance ratio. We fit the broad-band fluxes and emission lines equivalent widths with the two different set of models corresponding to  $\text{C}/\text{O}_{\odot}$ , and  $0.52 \text{ C}/\text{O}_{\odot}$ . A visual analysis of the maximum a posteriori SED, and a comparison of the Bayesian evidence obtained with the two settings, indicates a slight preference of the model corresponding to  $0.52 \text{ C}/\text{O}_{\odot}$ , which exhibits a (marginally) larger sSFR, and a lower metallicity than the model with Solar-scaled C/O. The values reported in Table 3 thus correspond to the sub-Solar C/O models. We note that the adoption of alternative stellar population synthesis models, for example, those containing the contribution of binary stars (Eldridge & Stanway 2009, 2012), will yield somewhat different values for the fitted parameters, yet the relative trends identified above (large sSFR, moderate metallicities) should remain.

As expected for galaxies dominated by such young and sub-solar stellar populations, the models suggest very large Lyman continuum photon production efficiencies,  $\log_{10} \xi_{\text{ion}}^* [\text{erg}^{-1} \text{Hz}] \simeq 25.6$ , indicating that these galaxies have intense radiation fields. The  $\xi_{\text{ion}}^*$  values are larger than canonical values commonly used in reionization calculations (e.g. Kuhlen & Faucher-Giguère 2012; Bouwens et al. 2015b; Robertson et al. 2015), and are also larger than the average ionizing photon production efficiencies ( $\log_{10} \xi_{\text{ion}}^* [\text{erg}^{-1} \text{Hz}] = 25.3$ ) recently derived in Bouwens et al. (2015c) for galaxies at  $3.8 < z < 5.0$  (Fig. 5) and the average values derived at  $z = 2.2$  ( $\log_{10} \xi_{\text{ion}}^* [\text{erg}^{-1} \text{Hz}] = 24.77$ ) by Matthee et al. (2016). If the extreme optical line emission of the RB16 galaxies is typical at  $z > 7$ , it would indicate that the reionization-era systems likely have considerably larger  $\xi_{\text{ion}}^*$  values than previously thought, easing requirements on the escape fraction of ionizing

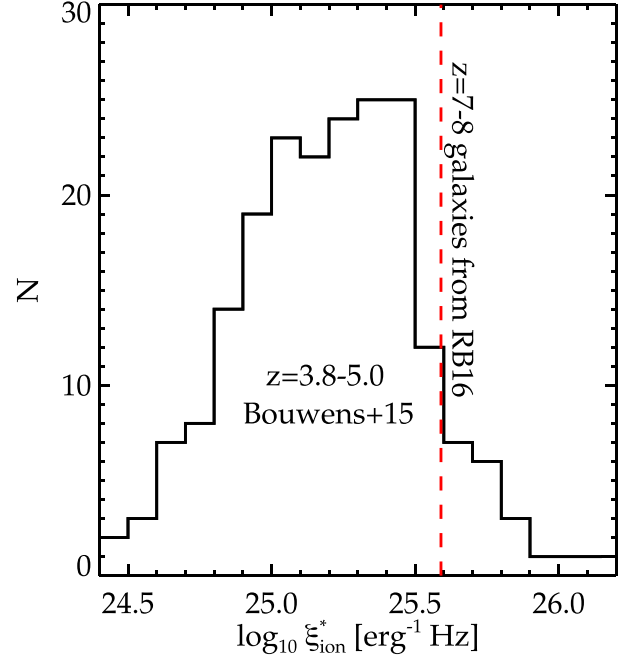
**Table 3.** Results from photoionization modelling using BEAGLE tool. The quoted uncertainties correspond to the 68 percent central credible interval.

ID	$\log_{10}[\text{sSFR} (\text{yr}^{-1})]$	$\tau_{V, \text{eff}}$	$\log U$	$Z$	$\log_{10} \xi_{\text{ion}}^* (\text{erg}^{-1} \text{ Hz})$	$\xi_d$	[C/O]
EGS-zs8-1	$-7.66^{+0.26}_{-0.33}$	$0.01^{+0.02}_{-0.01}$	$-1.61^{+0.37}_{-0.39}$	$1.7^{+0.8}_{-0.6} \times 10^{-3}$	$25.59^{+0.03}_{-0.04}$	$0.28^{+0.10}_{-0.10}$	0.52
EGS-zs8-2	$-7.61^{+0.28}_{-0.39}$	$0.02^{+0.04}_{-0.02}$	$-2.26^{+0.46}_{-0.46}$	$2.6^{+2.6}_{-1.5} \times 10^{-3}$	$25.58^{+0.04}_{-0.04}$	$0.23^{+0.12}_{-0.09}$	1.00
COS-zs7-1	$-8.14^{+0.39}_{-0.29}$	$0.01^{+0.03}_{-0.01}$	$-2.16^{+0.55}_{-0.48}$	$1.6^{+1.5}_{-0.7} \times 10^{-3}$	$25.58^{+0.04}_{-0.09}$	$0.27^{+0.14}_{-0.11}$	1.00



**Figure 4.** Spectral energy distributions of EGS-zs8-1 (panel a), EGS-zs8-2 (panel b), and COS-zs7-1 (panel c). The best-fitting BEAGLE SED models are overlaid. Blue diamonds show the observed photometry reported in RB16. The black circles show the synthetic photometry from BEAGLE.

radiation (e.g. Bouwens et al. 2015b; Robertson et al. 2015). The estimated values of  $\xi_{\text{ion}}$  are in the range  $\log_{10} \xi_{\text{ion}} [\text{erg}^{-1} \text{ Hz}] = 25.60$  and  $25.73$  for the three galaxies, larger than  $\xi_{\text{ion}}^*$  because of the effect of dust attenuation which lowers the observed UV

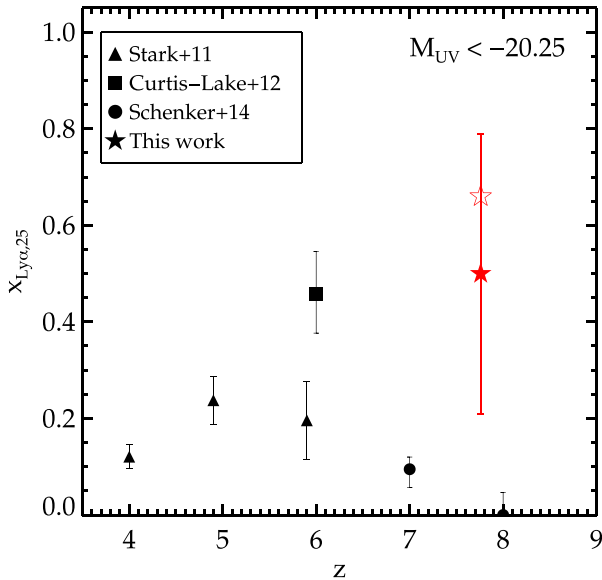


**Figure 5.** A comparison of the Lyman continuum photon production efficiency,  $\xi_{\text{ion}}^*$ , for galaxies at  $3.8 < z < 5.0$  (histogram) to EGS-zs8-1. The selection of galaxies with IRAC colour excesses picks out a population with high specific star formation rates and very large values of  $\xi_{\text{ion, unatt}, *}$ .

flux density. The elevated  $\xi_{\text{ion}}^*$  values are consistent with those predicted from simulations of early star-forming galaxies (Wilkins et al. 2016).

## 5 HIGH FRACTION OF LY $\alpha$ EMISSION AT $z > 7$ : A NEW POPULATION?

The detection of Ly $\alpha$  in COS-zs7-1 and EGS-zs8-2 establishes that all four of the galaxies identified in RB16 exhibit Ly $\alpha$  in emission, in spite of being situated at redshifts where the IGM is expected to be partially neutral. Of the four Ly $\alpha$  emitters, two have  $W_{\text{Ly}\alpha} > 25 \text{ \AA}$ , implying a large Ly $\alpha$  fraction ( $x_{\text{Ly}\alpha} = 0.50 \pm 0.35$  with  $W_{\text{Ly}\alpha} > 25 \text{ \AA}$ ). We search previous spectroscopic studies (e.g. Ono et al. 2012; Schenker et al. 2012; Finkelstein et al. 2013; Pentericci et al. 2014; Schenker et al. 2014) for galaxies with photometric redshifts above  $z \simeq 7$  that are both luminous ( $M_{\text{UV}} < -21$ ) and have IRAC fluxes indicative of intense [O III]+H $\beta$  emission in the  $4.5 \mu\text{m}$  filter ( $[3.6]-[4.5] > 0.5$ ). Only two sources satisfy these requirements (most systems are either too faint or lack IRAC photometry), a  $z = 7.508$  galaxy reported in Finkelstein et al. (2013) and a  $z = 7.213$  galaxy confirmed in Ono et al. (2012). Both show Ly $\alpha$  emission, but only the  $z = 7.213$  emitter has a rest-frame equivalent width



**Figure 6.** The fraction of Ly $\alpha$  emitters with  $W_{\text{Ly}\alpha} > 25 \text{ \AA}$  among UV luminous ( $M_{\text{UV}} < -20.25$ ) galaxies at  $z > 4$ . The Ly $\alpha$  fraction in the **RB16** sample is larger than found in previous studies of  $z > 7$  galaxies. The open star shows the Ly $\alpha$  fraction that is derived using the new WFC3/IR grism measurement of  $W_{\text{Ly}\alpha}$  for the  $z = 7.508$  galaxy z8\_GND\_5296 (Tilvi et al. 2016), whereas the closed star shows the Ly $\alpha$  fraction derived using the MOSFIRE equivalent width measurement from Finkelstein et al. (2013).

in excess of  $25 \text{ \AA}$ .<sup>2</sup> Together with the **RB16** sample, this implies a high Ly $\alpha$  fraction ( $x_{\text{Ly}\alpha} = 0.50 \pm 0.29$  with  $W_{\text{Ly}\alpha} > 25 \text{ \AA}$ ). Although this conclusion appears at odds with previous studies at  $7 < z < 8$  (Fig. 6), the average UV luminosity of the six galaxies with Ly $\alpha$  emission ( $M_{\text{UV}} = -21.9$ ) is larger than that of the galaxies in the luminous bin of the Schenker et al. (2014) measurements, possibly indicating that Ly $\alpha$  transmission may be enhanced in these ultraluminous systems. Once larger uniform spectroscopic data sets become available, it should become possible to place robust constraints on the redshift evolution of the bivariate distribution  $p_{\text{Ly}\alpha}[M_{\text{UV}}, W_{[\text{O III}]+\text{H}\beta}]$ , adding clarity to the luminosity dependence of Ly $\alpha$  at  $z > 7$ .

The detection of UV metal lines allows us to begin exploring the precise physical mechanisms by which Ly $\alpha$  is able to escape so effectively from the luminous **RB16** galaxies. In Section 5.1, we consider whether the pre-selection of galaxies with IRAC [4.5] flux excesses is likely to influence the Ly $\alpha$  detection rate, and in Section 5.2, we use the systemic redshift provided by [C III], C III] to explore whether the Ly $\alpha$  velocity offsets of luminous galaxies boost the transmission of Ly $\alpha$  through the IGM. We will argue that the selection of galaxies with IRAC colour excess maximizes the production rate and transmission of Ly $\alpha$  through the local circumgalactic medium, while the identification of the brightest  $z > 7$  galaxies picks out sources which are most likely to transmit Ly $\alpha$  through the IGM.

<sup>2</sup> Tilvi et al. (2016) have recently presented detection of Ly $\alpha$  in the  $z = 7.508$  galaxy with the WFC3/IR grism as part of the FIGS survey (Malhotra et al., in preparation). The measured Ly $\alpha$  flux ( $1.06 \times 10^{-17} \text{ erg cm}^{-2} \text{ s}^{-1}$ ) and rest-frame equivalent width ( $46.9 \text{ \AA}$ ) are both larger than in the MOSFIRE discovery spectrum reported in Finkelstein et al. (2013). With the WFC3/IR grism measurement, the implied Ly $\alpha$  emitter fraction is larger yet:  $x_{\text{Ly}\alpha} = 0.67 \pm 0.33$ .

## 5.1 Impact of local radiation field on Ly $\alpha$ equivalent widths

The IRAC 4.5  $\mu\text{m}$  flux excesses of the **RB16** sample are suggestive of extreme optical line emission. Photoionization models indicate that the data require very large sSFRs, moderately low metallicity, and large  $\xi_{\text{ion}}^*$  (Table 3), suggesting efficient LyC production rates. The distribution of neutral hydrogen in the circum-galactic medium could be very different in such young, rapidly growing systems. Conceivably, both the intense radiation field and enhanced stellar feedback of the **RB16** galaxies could disrupt the surrounding distribution of gas, reducing the covering fraction of neutral hydrogen and boosting the transmission of Ly $\alpha$ . If the escape fraction of Ly $\alpha$  through the galaxy is indeed related to the sSFR and  $\xi_{\text{ion}}^*$ , we should detect evidence of a larger Ly $\alpha$  emitter fraction in extreme optical line emitters located just after reionization ( $4 < z < 6$ ).

To test the connection between Ly $\alpha$  and  $\xi_{\text{ion}}^*$ , we investigate the Ly $\alpha$  equivalent width distribution in a large sample of  $4 < z < 6$  galaxies described in our earlier work (Stark et al. 2010; Stark, Ellis & Ouchi 2011; Stark et al. 2013). Redshifts were obtained via a large survey of UV-selected dropouts in GOODS-N using DEIMOS on Keck II (for details see Stark et al. 2010) and through a VLT/FORS survey described in by Vanzella et al. (2009). Our goal is to determine whether Ly $\alpha$  equivalent widths tend to be enhanced in the subset of  $4 < z < 6$  galaxies with extreme optical line emission. At  $3.8 < z < 5.0$ , it is possible to characterize rest-optical line emission using a similar IRAC flux excess technique as employed by **RB16**. In this redshift range, the H $\alpha$  line is situated in the IRAC [3.6] filter, while the [4.5] band is free of strong emission lines (e.g. Shim et al. 2011; Stark et al. 2013). While not identical to the **RB16** selection (which identifies [O III]+H $\beta$  emission), the subset of galaxies with extreme H $\alpha$  emission is similar in nature to those with extreme [O III]+H $\beta$  emission (Schenker et al. 2013).

In Stark et al. (2013), we measured H $\alpha$  equivalent widths for a sample of spectroscopically confirmed galaxies at  $3.8 < z < 5.0$ . Tang et al. (in preparation) provide updated H $\alpha$  equivalent width measurements for the  $3.8 < z < 5.0$  sample with spectroscopic constraints (including galaxies with and without redshift confirmations), making use of new high S/N near-IR photometry from CANDELS and improved IRAC flux measurements, both extracted from catalogues provided in Skelton et al. (2014). Using this new catalogue of  $3.8 < z < 5.0$  H $\alpha$  measurements, we select those galaxies with IRAC [3.6] flux excesses indicative of H $\alpha$ + [N II]+ [S II] rest-frame equivalent widths in excess of  $600 \text{ \AA}$ . This value is chosen by converting the [O III]+H $\beta$  threshold of the **RB16** selection ( $W_{[\text{O III}]+\text{H}\beta} = 900 \text{ \AA}$ ) to an H $\alpha$ + [N II]+ [S II] equivalent width using the Anders & Fritze-v. Alvensleben (2003) models with metallicity  $0.2 Z_{\odot}$ . We identify 30 galaxies that satisfy this criterion. In order to robustly compute a Ly $\alpha$  fraction, the sample includes galaxies regardless of whether we successfully confirmed a redshift. To ensure that the photometric subset is as reliable as possible, we follow previous studies (i.e. Smit et al. 2015b) and only include those galaxies with photometric redshifts that are confidently within the  $3.8 < z < 5.0$  redshift window. Further details are included in Tang et al. (in preparation). The median UV luminosity and spectroscopic(photometric) redshift of this subset of galaxies are  $M_{\text{UV}} = -20.6$  and  $4.28(4.23)$ , respectively. We find that 10 of 30 galaxies identified by this selection have  $W_{\text{Ly}\alpha}$  in excess of  $25 \text{ \AA}$ , implying a Ly $\alpha$  emitter fraction of  $x_{\text{Ly}\alpha, 25} = 0.33 \pm 0.11$ . This is significantly greater than the Ly $\alpha$  emitter fraction of the full population of similarly luminous galaxies at  $z \simeq 4$  ( $0.12 \pm 0.03$ ) determined in Stark et al. (2011) and is significantly greater than that of galaxies with lower equivalent width H $\alpha$  emission (Tang et al., in preparation).

If we limit the extreme H $\alpha$  emitter sample to galaxies with UV continuum slopes that are similarly blue ( $\beta < -1.8$ ) as galaxies at  $z > 7$ , we find an even larger Ly $\alpha$  emitter fraction ( $x_{\text{Ly}\alpha, 25} = 0.53 \pm 0.17$ ). These results suggest that Ly $\alpha$  equivalent widths are boosted in galaxies with large equivalent width H $\alpha$  emission, reflecting either enhanced transmission or production of Ly $\alpha$  photons in galaxies with large sSFR.

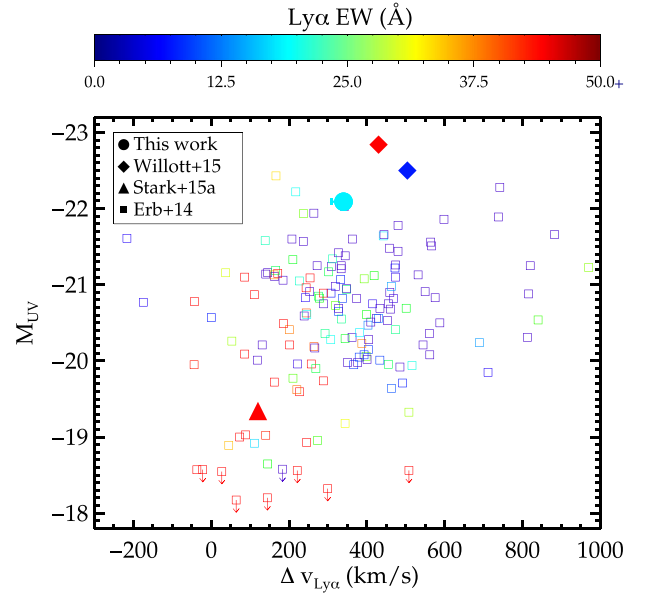
A similar trend is seen in the faint gravitationally lensed  $z \simeq 1.5-3$  galaxies described in Stark et al. (2014). While the galaxies are much lower in stellar mass than the RB16 sample, they have similarly large sSFRs. Five galaxies have constraints on both [O III]+H $\beta$  equivalent widths and Ly $\alpha$  emission. The [O III]+H $\beta$  equivalent widths of this subset are comparable to those in the RB16 galaxies, ranging from 660 to 1620 Å. The rest-frame Ly $\alpha$  equivalent widths of the five galaxies are also extremely large, ranging from 36 to 164 Å, with a median of 73 Å.

The results described above suggest that prominent Ly $\alpha$  emission ( $W_{\text{Ly}\alpha} > 25$  Å) is common in UV-selected galaxies with extreme optical line emission, suggesting a connection between the local radiation field and the measured equivalent width of Ly $\alpha$  from the galaxy. This could reflect both enhanced Ly $\alpha$  transmission (through the circum-galactic medium of the galaxy) and an unusually efficient Ly $\alpha$  production rate in systems with large sSFRs. Based on these results, it is not surprising that a sample selected to have extreme optical line emission at  $z > 7$  is found to have larger-than-average Ly $\alpha$  equivalent widths at any given redshift. But unlike the  $z \simeq 1.5-5$  galaxies described in this subsection, the RB16 systems are located at redshifts where the IGM is expected to be significantly neutral. While the transmission through the galaxy may be enhanced in the RB16 sample, it is not clear that the local radiation field is sufficient to boost transmission through the IGM. One possibility, suggested in Zitrin et al. (2015), is that the identification of the four most luminous  $z > 7$  galaxies in the CANDELS fields picks out overdense regions which have the largest ionized bubbles at any given redshift. In the following subsection, we show that a correlation between Ly $\alpha$  velocity offsets and luminosity is likely to also contribute to the enhanced transmission of Ly $\alpha$  in the four RB16 galaxies.

## 5.2 Impact of $M_{\text{UV}}$ and $\Delta v_{\text{Ly}\alpha}$ on Ly $\alpha$ transmission at $z > 7$

The velocity offset of Ly $\alpha$  ( $\Delta v_{\text{Ly}\alpha}$ ) plays an important role in regulating the transmission of the line through the IGM at  $z > 6$ . The larger the velocity offset from systemic, the further away Ly $\alpha$  will be from resonance by the time the line photons encounter intergalactic hydrogen. The attenuation provided by the IGM to Ly $\alpha$  will thus be minimized in galaxies with large velocity offsets. Knowledge of the typical velocity offsets of reionization-era galaxies is thus an important input for mapping the evolving Ly $\alpha$  counts to a neutral hydrogen fraction.

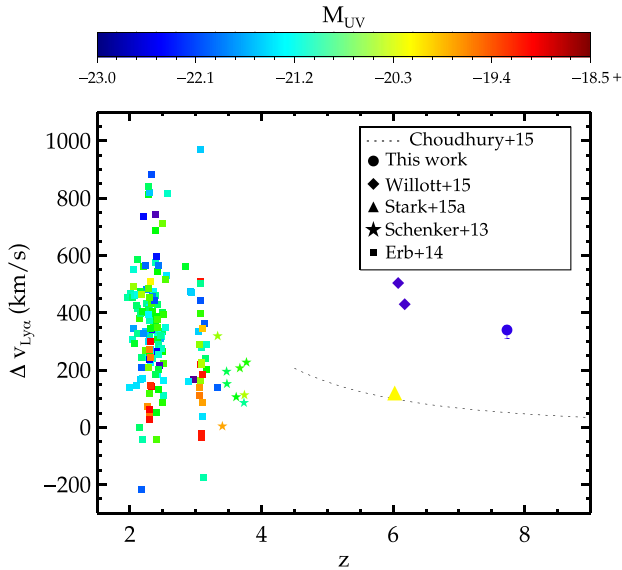
Unfortunately, the measurement of Ly $\alpha$  velocity offsets in the reionization era is extremely challenging. Not only is Ly $\alpha$  difficult to detect, but the standard rest-optical emission lines ([O III], H $\alpha$ ) used to constrain the systemic redshift are not observable from the ground. A series of recent studies (Hashimoto et al. 2013; Erb et al. 2014; Shibuya et al. 2014; Hashimoto et al. 2015) have recently characterized the Ly $\alpha$  velocity offsets for large samples of galaxies at  $z \simeq 2-3$ , where [O III] and H $\alpha$  can be easily detected with multi-object near-IR spectrographs. The results reveal several important relationships. Erb et al. (2014) find that the velocity offset is correlated with UV luminosity and velocity dispersion (at  $> 3\sigma$  significance), and is anticorrelated with Ly $\alpha$  equivalent width (at



**Figure 7.** The relationship between the Ly $\alpha$  velocity offset ( $\Delta v_{\text{Ly}\alpha}$ ) and the galaxy absolute UV magnitude ( $M_{\text{UV}}$ ). The filled triangle, diamonds, and circle show existing constraints at  $z > 6$  from Stark et al. (2015a), Willott et al. (2015), and this study. The open squares show the  $\Delta v_{\text{Ly}\alpha}$ - $M_{\text{UV}}$  relationship derived at  $z \simeq 2-3$  in Erb et al. (2014). The Ly $\alpha$  equivalent width is given by the colour bar at the top of the plot, with red symbols corresponding to larger Ly $\alpha$  equivalent width than blue symbols.

$7\sigma$  significance). The latter result was first shown in Hashimoto et al. (2013). The smallest velocity offsets are thus found in low-luminosity galaxies (Fig. 7) with small velocity dispersions and large Ly $\alpha$  equivalent widths. Erb et al. (2014) suggest a scenario where the Ly $\alpha$  profile is modulated by the properties of the gas at the systemic redshift. The small values of  $\Delta v_{\text{Ly}\alpha}$  in low-mass galaxies could reflect less developed gaseous discs (resulting in less neutral hydrogen at line centre) and a harder radiation field capable of reducing the covering fraction of neutral gas at the systemic redshift.

The correlations described above provide a valuable baseline for predicting the likely range of Ly $\alpha$  velocity offsets expected in the reionization era. Since galaxies at  $z \simeq 6$  tend to have larger Ly $\alpha$  equivalent widths (Ouchi et al. 2008; Stark et al. 2011; Curtis-Lake et al. 2012; Cassata et al. 2015) and lower luminosities (McLure et al. 2013; Bouwens et al. 2015a; Finkelstein et al. 2015), smaller Ly $\alpha$  velocity offsets are likely to be common in the reionization era. Measurement of Ly $\alpha$  velocity offsets in a small sample of galaxies at  $3.1 < z < 3.6$  (Schenker et al. 2013) provided the first evidence of redshift evolution in  $\Delta v_{\text{Ly}\alpha}$  at  $z > 2$  (Fig. 8). Most recently, Stark et al. (2015a) used the systemic redshift from detection of C III]  $\lambda 1909$  in a low-luminosity ( $M_{\text{UV}} = -19.3$ )  $z = 6.024$  galaxy to provide the first constraint on the  $\Delta v_{\text{Ly}\alpha}$  at  $z > 6$ . The measurement revealed a very small Ly $\alpha$  offset ( $\Delta v_{\text{Ly}\alpha} = 120 \text{ km s}^{-1}$ ), consistent with the trend reported in Schenker et al. (2013). Such evolution could be driven by the emergence of harder radiation fields and the gradual disappearance of ordered gaseous discs, both of which would reduce the neutral hydrogen content at the systemic redshift. If the tentative indications of evolution in  $\Delta v_{\text{Ly}\alpha}$  are confirmed with future observations, it would require less intergalactic hydrogen to explain the disappearance of Ly $\alpha$  emitters at  $z > 6$  (Mesinger et al. 2015). In particular, Choudhury et al. (2015) have recently shown that the evolving Ly $\alpha$  fraction constraints can be fit with neutral



**Figure 8.** The relationship between the Ly $\alpha$  velocity offset ( $\Delta v_{\text{Ly}\alpha}$ ) and redshift. The top colour bar indicates the absolute magnitude,  $M_{\text{UV}}$ , of individual galaxies. The model of velocity offsets adopted in Choudhury et al. (2015) is shown as the dotted line. Ly $\alpha$  observations at  $z > 6$  are likely to be biased towards detection of systems with large Ly $\alpha$  velocity offsets.

fractions of  $\simeq 30(50)$  per cent at  $z \simeq 7(8)$  if the average Ly $\alpha$  velocity offset decreases as  $(1+z)^{-3}$  at  $z > 6$ .

The connection between  $\Delta v_{\text{Ly}\alpha}$  and IGM transmission is likely to be very different for the luminous RB16 sample. If the correlations discovered in Erb et al. (2014) are already in place at  $z \simeq 7-8$ , the velocity offsets will be larger, boosting the transmission of Ly $\alpha$  through the IGM. The discovery of a  $340 \text{ km s}^{-1}$  velocity offset in EGS-zs8-1 (see Section 3.1) is consistent with this framework (Fig. 7), suggesting that the most luminous galaxies at  $z > 7$  may have enough neutral gas at their systemic redshift to modulate the Ly $\alpha$  profile. Additional support for the existence of a relationship between  $M_{\text{UV}}$  and  $\Delta v_{\text{Ly}\alpha}$  in the reionization era comes from the discovery of large velocity offsets ( $\Delta v_{\text{Ly}\alpha} = 430, 504 \text{ km s}^{-1}$ ) in two of the most luminous galaxies known at  $z \simeq 6$  (Willott et al. 2015). Further data are clearly required to determine the relationship between  $\Delta v_{\text{Ly}\alpha}$  and  $M_{\text{UV}}$  at  $z \simeq 6$ , yet the first results suggest a scenario whereby large velocity offsets of luminous galaxies allow Ly $\alpha$  to be more easily transmitted through the surrounding IGM. Since luminous systems are also likely to trace overdense regions within large ionized bubbles, the likelihood of detecting Ly $\alpha$  should be considerably greater in the most luminous galaxies at  $z > 6$ . Evidence for luminosity-dependent evolution of LAEs at  $z > 6$  has been suggested in previous Ly $\alpha$  fraction studies (e.g. Ono et al. 2012) and is also consistent with the lack of evolution at the bright end of the Ly $\alpha$  luminosity function over  $5.7 < z < 6.6$  (e.g. Matthee et al. 2015). Nevertheless, not all luminous  $z > 6.5$  LBGs have revealed Ly $\alpha$  (Furusawa et al. 2016). Clearly, larger samples are required to better quantify the link between luminosity and Ly $\alpha$  transmission in the reionization era.

## 6 SUMMARY

We present new Keck/MOSFIRE spectroscopic observations of three of the four luminous  $z > 7$  galaxies presented in RB16. The galaxies are selected to have a large-flux excess in the [4.5] IRAC filter, indicative of intense [O III]+H $\beta$  emission. Previous spectro-

scopic follow-up has revealed Ly $\alpha$  emission in two of the four galaxies and a tentative detection in a third system. Our new MOSFIRE observations confirm that Ly $\alpha$  is present in the entire sample. We detect Ly $\alpha$  emission in the galaxy COS-zs7-1, confirming its redshift as  $z_{\text{Ly}\alpha} = 7.154$ , and we detect Ly $\alpha$  in EGS-zs8-2 at  $z_{\text{Ly}\alpha} = 7.477$ , verifying the lower S/N detection presented in RB16.

The ubiquity of Ly $\alpha$  emission in this photometric sample is puzzling given that the IGM is expected to be significantly neutral over  $7 < z < 9$ . To investigate the potential implications for reionization, we have initiated a campaign to target UV metal line emission in the four Ly $\alpha$  emitters. We present the detection of very large equivalent width [C III], C III]  $\lambda\lambda 1907, 1909 \text{ \AA}$  emission in EGS-zs8-1 ( $W_{\text{C III},0} = 22 \pm 2 \text{ \AA}$ ), a galaxy previously shown by Oesch et al. (2015) to have Ly $\alpha$  emission at  $z = 7.73$ . The centroid of C III] reveals that Ly $\alpha$  is redshifted from systemic by  $340^{+15}_{-30} \text{ km s}^{-1}$ . This velocity offset is larger than that commonly found in less luminous systems and suggests that a correlation between velocity offset and luminosity, known to exist at  $z \simeq 2$  (Erb et al. 2014), may already be in place in the reionization era. Physically, the velocity offset is modulated by the properties of neutral hydrogen at the systemic redshift of the galaxy. The existence of large velocity offsets at  $z > 6$  suggests that a substantial amount of gas has already accumulated at the line centre in the most massive galaxies, forcing Ly $\alpha$  to escape at redder wavelengths. We consider the requirements to match the broad-band SEDs and UV metal line properties of the RB16 galaxies using the new BEAGLE tool (Chevallard & Charlot 2016). The red IRAC colours require the presence of an hard ionizing spectrum ( $\log_{10} \xi_{\text{ion}}^* \simeq 25.6$ ) in all of the galaxies, while the detection of intense [C III], C III] emission in EGS-zs8-1 additionally requires models with reasonably low metallicity ( $0.11 Z_{\odot}$ ).

These initial results provide the context for understanding why Ly $\alpha$  appears so frequently in the luminous sample of galaxies discovered in RB16. The observability of Ly $\alpha$  at  $z > 7$  depends on the transmission through both the galaxy and the IGM. We argue that the product of both quantities is maximized in the RB16 sample. The pre-selection of galaxies with extremely large equivalent width [O III]+H $\beta$  emission picks out systems with very massive, young stellar populations. Based on results at lower redshift, we suggest that the hard radiation field of these galaxies likely increases the production rate of Ly $\alpha$  and may also decrease the covering fraction of neutral hydrogen in the circum-galactic medium, boosting the transmission of Ly $\alpha$  through the galaxy. However, unlike at lower redshifts, the Ly $\alpha$  emission produced by the RB16 galaxies must traverse a partially neutral IGM. The correlation between the Ly $\alpha$  velocity offset and luminosity offers the explanation for why Ly $\alpha$  is able to escape so effectively through the IGM from this luminous population of  $z > 7$  galaxies. For the typical low-luminosity systems in the reionization era, Ly $\alpha$  emerges close to line centre and is thus strongly attenuated by the IGM. But for the most luminous systems with substantial velocity offsets, Ly $\alpha$  will be redshifted further into the damping wing by the time it encounters intergalactic H I, enhancing the transmission through the IGM. The escape of Ly $\alpha$  will be further amplified if luminous systems trace overdense regions situated in large ionized bubbles (e.g. Furlanetto et al. 2004). As a result, the disappearance of the Ly $\alpha$  emitter population may well be less pronounced in the most luminous (i.e.  $M_{\text{UV}} = -22$ ) galaxies in the reionization era.

## ACKNOWLEDGEMENTS

We thank Mark Dijkstra, Dawn Erb, Martin Haehnelt, Guido Roberts-Borsani for enlightening conversations. We are grateful

to Dawn Erb for providing data on  $z \simeq 2\text{--}3$  Ly $\alpha$  velocity offsets. DPS acknowledges support from the National Science Foundation through the grant AST-1410155. RSE acknowledges support from the European Research Council through an Advanced Grant FP7/669253. SC, JG and AVG acknowledge support from the ERC via an Advanced Grant under grant agreement no. 321323 – NEO-GAL AZ is supported by NASA through Hubble Fellowship grant #HST-HF2-51334.001-A awarded by STScI, which is operated by the Association of Universities for Research in Astronomy, Inc. under NASA contract NAS 5-26555. This work was partially supported by a NASA Keck PI Data Award, administered by the NASA Exoplanet Science Institute. Data presented herein were obtained at the W. M. Keck Observatory from telescope time allocated to the National Aeronautics and Space Administration through the agency's scientific partnership with the California Institute of Technology and the University of California. The Observatory was made possible by the generous financial support of the W. M. Keck Foundation. The authors acknowledge the very significant cultural role that the summit of Mauna Kea has always had within the indigenous Hawaiian community. We are most fortunate to have the opportunity to conduct observations from this mountain.

## REFERENCES

- Anders P., Fritz-v. Alvensleben U., 2003, *A&A*, 401, 1063
- Barkana R., Loeb A., 2004, *ApJ*, 609, 474
- Bouwens R. J. et al., 2015a, *ApJ*, 803, 34
- Bouwens R. J., Illingworth G. D., Oesch P. A., Caruana J., Holwerda B., Smit R., Wilkins S., 2015b, *ApJ*, 811, 140
- Bouwens R. J., Smit R., Labbé I., Franx M., Caruana J., Oesch P., Stefanon M., Rasappu N., 2015c, preprint ([arXiv:1511.08504](https://arxiv.org/abs/1511.08504))
- Bowler R. A. A. et al., 2014, *MNRAS*, 440, 2810
- Bressan A., Marigo P., Girardi L., Salasnich B., Dal Cero C., Rubele S., Nanni A., 2012, *MNRAS*, 427, 127
- Bruzual G., Charlot S., 2003, *MNRAS*, 344, 1000
- Cassata P. et al., 2015, *A&A*, 573, A24
- Chabrier G., 2003, *PASP*, 115, 763
- Charlot S., Fall S. M., 2000, *ApJ*, 539, 718
- Charlot S., Longhetti M., 2001, *MNRAS*, 323, 887
- Chevallard J., Charlot S., 2016, *MNRAS*, 462, 1415
- Chevallard J., Charlot S., Wandelt B., Wild V., 2013, *MNRAS*, 432, 2061
- Choudhury T. R., Puchwein E., Haehnelt M. G., Bolton J. S., 2015, *MNRAS*, 452, 261
- Christensen L. et al., 2012, *MNRAS*, 427, 1953
- Curtis-Lake E. et al., 2012, *MNRAS*, 422, 1425
- Eldridge J. J., Stanway E. R., 2009, *MNRAS*, 400, 1019
- Eldridge J. J., Stanway E. R., 2012, *MNRAS*, 419, 479
- Erb D. K., Pettini M., Shapley A. E., Steidel C. C., Law D. R., Reddy N. A., 2010, *ApJ*, 719, 1168
- Erb D. K. et al., 2014, *ApJ*, 795, 33
- Fan X., Carilli C. L., Keating B., 2006, *ARA&A*, 44, 415
- Feltre A., Charlot S., Gutkin J., 2016, *MNRAS*, 456, 3354
- Ferland G. J. et al., 2013, *Rev. Mex. Astron. Astrofis.*, 49, 137
- Finkelstein S. L. et al., 2013, *Nature*, 502, 524
- Finkelstein S. L. et al., 2015, *ApJ*, 810, 71
- Fontana A. et al., 2010, *ApJ*, 725, L205
- Furlanetto S. R., Zaldarriaga M., Hernquist L., 2004, *ApJ*, 613, 1
- Furusawa H. et al., 2016, *ApJ*, 822, 46
- Gutkin J., Charlot S., Bruzual G., 2016, *MNRAS*, 462, 1757
- Hashimoto T., Ouchi M., Shimasaku K., Ono Y., Nakajima K., Rauch M., Lee J., Okamura S., 2013, *ApJ*, 765, 70
- Hashimoto T. et al., 2015, *ApJ*, 812, 157
- Inoue A. K., Shimizu I., Iwata I., Tanaka M., 2014, *MNRAS*, 442, 1805
- James B. L. et al., 2014, *MNRAS*, 440, 1794
- Konno A. et al., 2014, *ApJ*, 797, 16
- Kuhlen M., Faucher-Giguère C.-A., 2012, *MNRAS*, 423, 862
- McGreer I. D., Mesinger A., D'Odorico V., 2015, *MNRAS*, 447, 499
- McLean I. S. et al., 2012, in McLean I. S., Ramsay S. K., Takami H., eds, *Proc. SPIE Conf. Ser. Vol. 8446, Ground-based and Airborne Instrumentation for Astronomy IV*. SPIE, Bellingham
- McLure R. J. et al., 2013, *MNRAS*, 432, 2696
- Matthee J., Sobral D., Santos S., Röttgering H., Darvish B., Mobasher B., 2015, *MNRAS*, 451, 400
- Matthee J., Sobral D., Best P., Khostovan A. A., Oteo I., Bouwens R., Röttgering H., 2016, preprint ([arXiv:1605.08782](https://arxiv.org/abs/1605.08782))
- Mesinger A., Aykutalp A., Vanzella E., Pentericci L., Ferrara A., Dijkstra M., 2015, *MNRAS*, 446, 566
- Oesch P. A. et al., 2015, *ApJ*, 804, L30
- Oke J. B., Gunn J. E., 1983, *ApJ*, 266, 713
- Ono Y. et al., 2012, *ApJ*, 744, 83
- Ouchi M. et al., 2008, *ApJS*, 176, 301
- Pentericci L. et al., 2014, *ApJ*, 793, 113
- Planck Collaboration XIII et al., 2016a, *A&A*, 594, 13
- Planck Collaboration et al., 2016b, preprint ([arXiv:1606.02216](https://arxiv.org/abs/1606.02216))
- Roberts-Borsani G. W. et al., 2016, *ApJ*, 823, 143 (RB16)
- Robertson B. E., Ellis R. S., Furlanetto S. R., Dunlop J. S., 2015, *ApJ*, 802, L19
- Sanders R. L. et al., 2016, *ApJ*, 816, 23
- Schenker M. A., Stark D. P., Ellis R. S., Robertson B. E., Dunlop J. S., McLure R. J., Kneib J.-P., Richard J., 2012, *ApJ*, 744, 179
- Schenker M. A., Ellis R. S., Konidaris N. P., Stark D. P., 2013, *ApJ*, 777, 67
- Schenker M. A., Ellis R. S., Konidaris N. P., Stark D. P., 2014, *ApJ*, 795, 20
- Shibuya T., Kashikawa N., Ota K., Iye M., Ouchi M., Furusawa H., Shimasaku K., Hattori T., 2012, *ApJ*, 752, 114
- Shibuya T. et al., 2014, *ApJ*, 788, 74
- Shim H., Chary R.-R., Dickinson M., Lin L., Spinrad H., Stern D., Yan C.-H., 2011, *ApJ*, 738, 69
- Skelton R. E. et al., 2014, *ApJS*, 214, 24
- Smit R. et al., 2014, *ApJ*, 784, 58
- Smit R. et al., 2015a, *ApJ*, 801, 122
- Smit R., Bouwens R. J., Labbé I., Franx M., Wilkins S. M., Oesch P. A., 2015b, preprint ([arXiv:1511.08808](https://arxiv.org/abs/1511.08808))
- Sobral D., Matthee J., Darvish B., Schaerer D., Mobasher B., Röttgering H. J. A., Santos S., Hemmati S., 2015, *ApJ*, 808, 139
- Song M., Finkelstein S. L., Livermore R. C., Capak P. L., Dickinson M., Fontana A., 2016, *ApJ*, 826, 113
- Stanway E. R., Eldridge J. J., Becker G. D., 2016, *MNRAS*, 456, 485
- Stark D. P., Ellis R. S., Chiu K., Ouchi M., Bunker A., 2010, *MNRAS*, 408, 1628
- Stark D. P., Ellis R. S., Ouchi M., 2011, *ApJ*, 728, L2
- Stark D. P., Schenker M. A., Ellis R., Robertson B., McLure R., Dunlop J., 2013, *ApJ*, 763, 129
- Stark D. P. et al., 2014, *MNRAS*, 445, 3200
- Stark D. P. et al., 2015a, *MNRAS*, 450, 1846
- Stark D. P. et al., 2015b, *MNRAS*, 454, 1393
- Tilvi V. et al., 2013, *ApJ*, 768, 56
- Tilvi V. et al., 2014, *ApJ*, 794, 5
- Tilvi V. et al., 2016, *ApJ*, 827, 14
- Vanzella E. et al., 2009, *ApJ*, 695, 1163
- Vanzella E. et al., 2011, *ApJ*, 730, L35
- Wild V. et al., 2011, *MNRAS*, 410, 1593
- Wilkins S. M., Feng Y., Di-Matteo T., Croft R., Stanway E. R., Bouwens R. J., Thomas P., 2016, *MNRAS*, 458, L6
- Willott C. J., Carilli C. L., Wagg J., Wang R., 2015, *ApJ*, 807, 180
- Zitrin A. et al., 2015, *ApJ*, 810, L12

This paper has been typeset from a  $\text{\LaTeX}$  file prepared by the author.