



HAL
open science

The X-ray emission of Be+stripped star binaries

Yaël Nazé, Gregor Rauw, Myron A. Smith, Christian Motch

► **To cite this version:**

Yaël Nazé, Gregor Rauw, Myron A. Smith, Christian Motch. The X-ray emission of Be+stripped star binaries. *Monthly Notices of the Royal Astronomical Society*, 2022, 10.1093/mnras/stac2245 . insu-03763331

HAL Id: insu-03763331

<https://insu.hal.science/insu-03763331v1>

Submitted on 6 Jul 2023

HAL is a multi-disciplinary open access archive for the deposit and dissemination of scientific research documents, whether they are published or not. The documents may come from teaching and research institutions in France or abroad, or from public or private research centers.

L'archive ouverte pluridisciplinaire **HAL**, est destinée au dépôt et à la diffusion de documents scientifiques de niveau recherche, publiés ou non, émanant des établissements d'enseignement et de recherche français ou étrangers, des laboratoires publics ou privés.

The X-ray emission of Be+stripped star binaries[★]

Yaël Nazé ¹, † Gregor Rauw ¹, Myron A. Smith ² and Christian Motch³

¹*Groupe d'Astrophysique des Hautes Energies, STAR, Université de Liège, Quartier Agora (B5c, Institut d'Astrophysique et de Géophysique), Allée du 6 Août 19c, B-4000 Sart Tilman, Liège, Belgium*

²*NSF OIR Lab, 950 N Cherry Ave, Tucson, AZ 85721, USA*

³*Université de Strasbourg, CNRS, Observatoire Astronomique de Strasbourg, 11 rue de l'Université, UMR 7550, F-67000 Strasbourg, France*

Accepted 2022 July 27. Received 2022 June 24; in original form 2022 April 22

ABSTRACT

Using observations from *Chandra*, *Swift*, and *XMM-Newton*, we investigate the high-energy properties of all known (18) Be+sdO systems as well as seven additional Be binaries suspected to harbour stripped stars. The observed X-ray properties are found to be similar to those observed for other Be samples. The vast majority of these systems (15 out of 25) display very faint (and soft) X-ray emission, and six others are certainly not bright X-ray sources. Only two systems display γ Cas characteristics (i.e. bright and hard X-rays), and one of them is a new detection: HD 37202 (ζ Tau). It presents an extremely hard spectrum due to a combination of high temperature and high absorption (possibly due to its high inclination). In parallel, it may be noted that the previously reported cyclic behaviour of this Be star has disappeared in recent years. Instead, shorter cycles and symmetric line profiles are observed for the H α line. It had been recently suggested that the peculiar X-ray emissions observed in γ Cas stars could arise from a collision between the disc of a Be star and the wind of its hot, stripped-star companion. The small fraction of γ Cas analogues in this sample, as well as the properties of the known companions of the γ Cas cases (low mass or not extremely hot, contrary to predictions), combined to the actual stripped-star and colliding-wind empirical knowledge, make the disc-wind collision an unlikely scenario to explain the γ Cas phenomenon.

Key words: binaries: general – stars: early-type – stars: emission-line, Be – stars: massive – X-rays: stars.

1 INTRODUCTION

While nearly all types of stars have been detected to emit X-rays, the high-energy emissions from most massive stars could be linked now up to a single cause: their stellar winds. Indeed, the line-driven winds are intrinsically unstable, so shocks naturally arise between different wind parcels leading to X-ray emission (Feldmeier, Puls & Pauldrach 1997). Such X-rays have been recorded for tens of OB stars and their properties are well known (e.g. Berghoefer, Schmitt & Cassinelli 1996; Oskinova 2005; Sana et al. 2006; Nazé et al. 2011; Rauw et al. 2015b): they are soft ($kT \sim 0.6$ keV on average) and rather faint ($\log(L_X/L_{\text{BOL}}) \sim -7$). In addition, when a strong dipolar magnetic field is present as occurs in ~ 7 per cent of OB stars (Fossati et al. 2015; Wade et al. 2016), it channels the wind flows from both stellar hemispheres towards the magnetic equator where they collide, generating additional X-rays (for a review, see ud-Doula & Nazé 2016). Also, the winds of the two components in a massive binary system can collide, which may generate X-rays in some systems (for a review, see Rauw & Nazé 2016). In both cases, this additional X-ray production leads to an enhanced luminosity (up to $\log(L_X/L_{\text{BOL}}) \sim -6$) with an emission often harder in nature.

Up to now, this general portrait did not include the peculiar γ Cas category. Stars classified as γ Cas analogues all belong to the Oe/Be category, i.e. they display Balmer emission lines associated with the presence of a Keplerian circumstellar decretion disc. Furthermore, they all emit peculiar X-rays at odds with the properties recorded for other OB stars. Indeed, the X-ray emission comes from very hot ($kT > 5$ keV) plasma, is ‘flaring’ on very short time-scales, and appears very bright ($\log(L_X) \sim 31.6 - 33.2$, $\log(L_X/L_{\text{BOL}})$ of -6.2 to -4) although less extreme in character than for Be X-ray binaries (Smith, Lopes de Oliveira & Motch 2016; Nazé & Motch 2018; Nazé et al. 2020).

Recently, Langer et al. (2020) proposed that this γ Cas emission too was linked to stellar winds, although not those of the Be stars. These authors advocated for an X-ray generation in a collision between the Be disc and the wind of a stripped-star companion. Such a pair arises following binary interactions in many current models aimed at explaining the origin of Be stars. In this context, the companion was initially the most massive star of the system but, as it evolved, it transferred mass to the other star. The gain in mass and angular momentum for the latter object following the interaction transforms it into a Be star while the companion stripped of its envelope (which explains the nickname ‘stripped-star’) is burning helium in its core (explaining the alternative name of ‘helium star’). The hot surface of the companion combined to its low luminosity makes it appear as a O-type subdwarf (sdO) or, for the rare cases with very high-mass loss rates, as a star with a quasi Wolf-Rayet (qWR) spectrum (Götberg et al. 2018).

[★] Based on spectra obtained with *XMM-Newton*, *Swift*, and *Chandra*.

† E-mail: ynaze@uliege.be

‡ F.R.S.-FNRS Senior Research Associate

Massive stars often lie in binary systems and γ Cas are no exception. Indeed, two γ Cas stars have long been known to lie in a binary system: γ Cas (Harmanec et al. 2000) and π Aqr (Bjorkman et al. 2002). The multiplicity of other γ Cas analogues has been recently studied (Nazé et al. 2022a). In total, orbits could be derived in eight cases (out of 25 γ Cas objects) and five additional stars show hints of binarity. The remaining Be stars were either too faint or had too variable line profiles to study binarity signatures. The observed properties of the γ Cas analogues (long periods and small velocity amplitudes) are similar to those seen in other Be binaries and point towards companions with low masses. However, their exact nature could not yet be determined: white dwarfs, neutron stars, late-type non-degenerate stars, and stripped stars have all been proposed at some point.

Even though the presence of stripped stars in some γ Cas analogues remains circumstantial, there are several known cases of Be stars with a stripped-star companion (called Be+sdO or BeHeB). Such companions were detected, thanks to their high temperature which gives them an apparent spectral type O. The high temperature also leads to a strong UV emission. The first cases were reported in analyses of individual systems: HD 10516 (ϕ Per, Gies et al. 1998; Mourard et al. 2015), HD 58978 (FY CMa, Peters et al. 2008), HD 41335 (HR2142, Peters et al. 2016), HD 200120 (59 Cyg, Peters et al. 2013), and HD 200310 (60 Cyg, Koubský et al. 2000; Wang et al. 2017). Then a general search in *IUE* data detected twelve additional cases (Wang et al. 2018). Follow-up *HST* spectroscopy confirmed the presence of a stripped companion to nine of these with an additional case not previously studied (Wang et al. 2021). The three unconfirmed cases would be analogues to HD 41335, where the signature of the stripped star was detected only at some orbital phases. This suggests that the stripped companion does exist, but is less luminous and cooler than in other systems.

The X-ray properties of these 18 Be+sdO systems are largely unknown, since they were not studied in detail. With two exceptions (see below), only flux limits are reported for some cases in the literature (Berghoefer et al. 1996). This paper thus tries to fill this gap by performing a global X-ray study of these Be+sdO systems with the ultimate aim of evaluating the validity of the Langer et al. scenario. Additional Be binaries for which the nature of the companion is unknown but could be a stripped star (e.g. HD 161306, Koubský et al. 2014) were also added to the sample for completeness. Section 2 presents the collected data while Section 3 reports on their analysis. Section 4 then discusses the Langer et al. scenario with the constraints brought by previous data and our observations highlighted. Section 5 finally summarizes our findings.

2 DATA

2.1 The sample

Our sample consists of the 18 known Be+sdO systems plus seven spectroscopic Be binaries, never studied in X-rays and for which the nature of the companion remains unclear. Table 1 lists those stars along with their known properties. The distances were taken from Bailer-Jones et al. (2021) except for HD 37202 (which has no *Gaia* data, and so the *Hipparcos* value of van Leeuwen 2007 is used) and HD 200120 (which has a clearly deviant distance in the *Gaia* catalog, Peters et al. 2013; Nazé & Motch 2018). When this distance was different from that adopted in the references used for stellar radii of the stars and for bolometric luminosities of the companions, these parameters were appropriately scaled. Bolometric luminosities of the Be stars were estimated using the V-band magnitudes from Simbad,

the interstellar reddenings and distances quoted in the Table, as well as bolometric corrections derived for the adopted temperatures of the Be stars using the formula of Pedersen et al. (2020). When the $T_{\text{eff}}(\text{Be})$ was unknown, the correction used for stars with the closest spectral types were used. We find that these bolometric luminosities agree well with those derived using the temperatures and the radii, when known.

2.2 X-ray observations

Most of our targets were observed in 2021 with *XMM-Newton* in the framework of our dedicated programme #088003. In addition, HD 200120 had been previously observed for us during another project (Nazé et al. 2020) and two additional archival data sets of GJ 674 (0551020101, PI Schmitt – see also Nazé & Motch 2018, and 0810210301, PI Froning) observed HD 157832 off-axis. All *XMM-Newton* data were processed with the Science Analysis Software (SAS) v20.0.0 using calibration files available in January 2022 and following the recommendations of the *XMM-Newton* team.¹ After their pipeline processing, the European Photon Imaging Camera (EPIC) event files were filtered to keep only the best-quality data (PATTERN 0–12 for MOS and 0–4 for pn). Light curves for energies above 10 keV revealed contamination by background proton flares for all but the HD 51354, HD 152478, and HD 200120 data sets. Thresholds on light-curve count rates above 10 keV were then applied to eliminate the flaring intervals.

Source detection was performed in the total, 0.5–10 keV, energy band as well as for soft (0.5–2 keV) and hard (2.–10 keV) bands to constrain the hardness of the detected X-ray sources. Images binned by a factor of 20, i.e. to a 1 arcsec pixel size, and likelihoods of 10 were used. A trial was also performed with lower thresholds. This resulted in the detection of two additional sources associated to HD 137387 and HD 157042. Both have combined EPIC likelihoods ~ 10 , which was our initial limit, and so we have added them to the list of detections. For HD 152478, an X-ray source is detected 18.7 arcsec away from the Simbad J2000 position or *Gaia* J2016 position of the target. This difference is much too large for a secure association (its positional error is 0.8 arcsec and the absolute measurement accuracy of *XMM-Newton* is 4 arcsec half-cone angle, see Jansen et al. 2001) and we therefore tag this source as undetected. Sensitivity maps using the standard Poisson mode were built for a likelihood of 3.0 (corresponding to a probability of 95 per cent) to estimate upper limits on count rates for undetected targets. Table 2 provides the final count rates or upper limits on count rates. For completeness, we may note that an alternative way to build such maps exists in SAS. It relies on the ‘delta-C’ mode but requires larger pixels to be applied. Using 4 arcsec pixels, this method leads to limits 30–100 per cent larger than those of the standard mode.

When a target was bright enough, *XMM-Newton* spectra were extracted for each EPIC camera. The source regions were circles centred on the Simbad positions of the targets and with typical radii of 30 arcsec while background regions were chosen from nearby circles devoid of sources. For HD 194335 and HD 200120, the individual EPIC spectra have low signal-to-noise hence we combined them using the task EPICSPECCOMBINE. A grouping was applied to all *XMM-Newton* spectra to obtain an oversampling factor of maximum five and a minimum signal-to-noise ratio of three.

¹SAS threads, see <http://xmm.esac.esa.int/sas/current/documentation/threads/>.

Table 1. List of the Be+sdO systems and candidates along with their general properties as well as those of the Be star and its companion, if known.

HD	Alt. name	sp. type(Be)	<i>d</i> (pc)	<i>Z</i> (B-V)	<i>T</i> _{eff} (Be) (kK)	<i>R</i> (Be) (<i>R</i> _c)	<i>M</i> (Be) (<i>M</i> _c)	log(<i>L</i> _{bol} / <i>L</i> _c)(Be)	<i>P</i> _{orb} (d)	<i>i</i> (°)	<i>T</i> _{eff} (comp) (kK)	<i>R</i> (comp) (<i>R</i> _c)	<i>M</i> (comp) (<i>M</i> _c)	log(<i>L</i> _{bol} / <i>L</i> _c)(comp)
<i>Confirmed Be+sdO sample</i>														
HD 10516	φ Per	B1.5Ve ^{m15}	184 ± 8	0.162 ^{m15}	20.3 ^{m15}	4.6 ± 0.4 ^{m15}	9.6 ± 0.3 ^{m15}	4.16 ± 0.04	126.698 ^{m15}	77.6 ^{m15}	53 ^{m15}	0.93 ± 0.09 ^{m15}	1.2 ± 0.2 ^{m15}	3.79 ± 0.13 ^{m15}
HD 29441	V1150/Tau	B2.5Vne ^{m21}	622 ± 17	0.198 ^{m21}	20.35 ^{m21}	4.51 ± 0.32 ^{m21}	—	3.47 ± 0.02	—	—	40 ^{m21}	0.24 ± 0.03 ^{m21}	—	2.11 ^{m14,m21}
HD 41335	HR2142	B1.5VnAe ^{m16}	507 ± 61	0.1 ^{m16}	21 ^{m16}	5 ^{m16}	~10 ^{m16}	4.17 ± 0.10	80.913 ^{m16}	85 ^{m16}	>43 ^{m16}	>0.13 ^{m16}	~0.7 ^{m16}	>1.1 ^{m16}
HD 43544	HR2249	B3V ^{m21}	307 ± 6	0.155 ^{m21}	21.5 ^{m21}	4.34 ± 0.38 ^{m21}	8.5 ^{m21}	3.55 ± 0.02	—	—	38.2 ^{m21}	0.50 ± 0.08 ^{m21}	—	2.68 ^{m15,m21}
HD 51354	QY Gem	B3Ve ^{m21}	540 ± 17	0.172 ^{m21}	20 ^{m21}	4.52 ± 0.20 ^{m21}	—	3.49 ± 0.03	—	—	43.5 ^{m21}	0.42 ± 0.08 ^{m21}	—	2.75 ^{m15,m21}
HD 55606	HD 55606	B2Vmp ^{m21}	957 ± 37	0.22 ^{m21}	27.35 ^{m21}	3.52 ± 0.29 ^{m21}	5.97-6.55 ^{m18}	3.60 ± 0.03	93.76 ^{m18}	75-85 ^{m18}	40.9 ^{m21}	0.27 ± 0.04 ^{m21}	—	2.27 ^{m15,m21}
HD 58978	FY CMa	B0.5IVne ^{m18}	558 ± 22	0.14 ^{m18}	27.5 ^{m18}	6.8 (5.3-7.7) ^{m18}	10.13 ^{m18}	4.43 ± 0.03	37.255 ^{m18}	>66 ^{m18}	45 ^{m18}	0.81 (0.61-2.3) ^{m18}	—	3.38
HD 60855	V378 Pup	B3V ^{m21}	471 ± 17	0.204 ^{m21}	20 ^{m21}	8.04 ± 0.62 ^{m21}	—	3.99 ± 0.03	—	—	42 ^{m21}	0.49 ± 0.07 ^{m21}	—	2.83 ^{m14,m21}
HD 113120	LS Mus	B2Vne ^{m21}	424 ± 15	0.176 ^{m21}	22.8 ^{m21}	5.68 ± 1.09 ^{m21}	—	3.86 ± 0.05	—	—	45 ^{m21}	0.41 ± 0.14 ^{m21}	—	2.80 ^{m15,m21}
HD 137387	kp01 Aps	B2Vmp ^{m21}	322 ± 8	0.125 ^{m21}	23.95 ^{m21}	5.38 ± 0.29 ^{m21}	—	3.83 ± 0.02	—	—	40 ^{m21}	0.43 ± 0.06 ^{m21}	—	2.64 ^{m15,m21}
HD 152478	V846 Ara	B3Vmp ^{m21}	298 ± 5	0.252 ^{m21}	19.8 ^{m21}	4.07 ± 0.19 ^{m21}	—	3.39 ± 0.01	—	—	42 ^{m21}	0.26 ± 0.04 ^{m21}	—	2.28 ^{m15,m21}
HD 157042	(Ara)	B2.5IVe ^{m21}	279 ± 7	0.187 ^{m21}	25.86 ^{m21}	5.79 ± 0.42 ^{m21}	—	3.95 ± 0.02	—	—	33.8 ^{m21}	0.58 ± 0.09 ^{m21}	—	2.60 ^{m15,m21}
HD 194335	V2119 Cyg	B2IIIe ^{m21}	364 ± 8	0.122 ^{m21}	25.6 ^{m21}	5.13 ± 0.34 ^{m21}	8.65 ± 0.35 ^{m22}	3.83 ± 0.02	63.146 ^{m22}	49.4 ^{m22}	43.5 ^{m21}	0.51 ± 0.07 ^{m21}	—	2.92 ^{m15,m21}
HD 200120	59 Cyg	B1Vn ^{m18}	414 ± 59	0.041 ^{m18}	21.8 ^{m18}	6.7 ^{m18}	6.3-9.4 ^{m18}	4.14 ± 0.12	28.187 ^{m18}	60.8 ^{m18}	52.1 ^{m18}	0.41 ^{m18}	0.62-0.9 ^{m18}	3.0 ± 0.1 ^{m18}
HD 200310	60 Cyg	B1Vn ^{m18}	375 ± 18	0.036 ^{m18}	27 ^{m17}	5.0 ± 0.3 ^{m22}	7.3 ± 1.1 ^{m22}	3.99 ± 0.04	147.68 ^{m22}	83.4 ^{m22}	42 ^{m17}	0.465 ^{m17,m22}	1.2 ± 0.2 ^{m22}	2.78
<i>Remaining Wang, Gies & Peters (2019) systems</i>														
HD 157832	V750 Ara	B1.5Ve ^{m21}	972 ± 49	0.229 ^{m21}	25 ^{m21}	10.71 ± 0.95 ^{m21}	—	4.49 ± 0.04	—	—	45 ^{m21}	<0.33 ^{m21}	—	<2.61 ^{m21}
HD 191610	28 Cyg	B3Vn ^{m21}	255 ± 7	0.182 ^{m21}	20.47 ^{m21}	5.89 ± 0.37 ^{m21}	—	3.76 ± 0.02	246 ^{m22}	118 ^{m22}	45 ^{m21}	<0.26 ^{m21}	—	<2.39 ^{m21}
HD 214168	8 Lac A	B1IIIe ^{m21}	520 ± 27	0.025 ^{m21}	27.38 ^{m21}	5.27 ± 0.98 ^{m21}	—	4.17 ± 0.05	—	—	45 ^{m21}	<0.37 ^{m21}	—	<2.71 ^{m21}
<i>Other Be binaries</i>														
HD 57202	ζ Tau	B1IVe	156 ± 6	0.044 ^{m13}	19.3 ^{m19}	6.1 ^{m19}	11 ^{m19}	3.75 ± 0.04	132.987 ^{m19}	60-50 ^{m19}	—	—	0.87-1.02 ^{m19}	—
ALS 8775	o Pup	B3Vn ^{m20}	2108 ± 175	0.397 ^{m20}	18 ^{m20}	3.7 ^{m20}	7 ± 2 ^{m20}	3.10 ± 0.07	78.799 ^{m20}	39 ^{m20}	12.7 ^{m20}	5.3 ^{m20}	1.5 ^{m20}	2.8 ^{m20}
HD 63462	o Pup	B1Vmp ^{m12}	355 ± 22	0.022 ^{m12}	—	—	—	4.32 ± 0.05	28.903 ^{m12}	—	—	—	0.064 × mbe ^{m12}	—
HD 68980	MX Pup	B1.5IIIe	409 ± 15	0.025 ^{m11}	25.1 ^{m19}	8.6 ^{m19}	5 ^{m19}	4.24 ± 0.03	5.1526 ^{m12}	5-50 ^{m12}	—	—	0.6-6.6 ^{m12}	—
HD 48184	X Oph	B2Vne	153 ± 4	0.354 ^{m13}	20.9 ^{m18}	5.8 ^{m18}	10.9 ^{m18}	3.75 ± 0.02	34.1 ^{m17} /138.8 ^{m18}	21 ^{m17}	—	—	3.8 ^{m17}	—
HD 161306	—	B0ne ^{m14}	451 ± 5	0.47 ^{m14}	—	—	—	3.56 ± 0.01	90.9 ^{m14}	—	—	—	0.0567 × mbe ^{m14}	—
HD 167128	—	B2.5Vne ^{m20}	368 ± 17	0.089 ^{m20}	20 ^{m20}	4.2 ± 0.8 ^{m20}	7 ± 2 ^{m20}	3.77 ± 0.04	40.335 ^{m20}	32 ^{m20}	16 ^{m20}	4.8 ± 0.4 ^{m20}	0.46 ± 0.26 ^{m20}	—

Note. References: ^{m15}Ah & Levy (1978), ^{m20}Bodenheimer et al. (2020), ^{m18}Chomiwocki et al. (2018), ^{m19}Carrier, Burk & Burnet (2002), ^{m12}Cochetti et al. (2019), ^{m17}Harmes (1987), ^{m20}Jürging et al. (2020), ^{m14}Konubiš et al. (2012), ^{m13}Konubiš et al. (2013), ^{m16}Peiers et al. (2013), ^{m15}Peiers et al. (2015), ^{m18}Peiers et al. (2008), ^{m13}Peiers et al. (2013), ^{m16}Peiers et al. (2016), ^{m17}Róžkajk et al. (2009), ^{m20}Shenar et al. (2020), ^{m14}Silliam (Lallement et al. 2014 and <https://sdss.stsci.edu>), ^{m19}Touhami et al. (2013), ^{m17}Wang, Gies & Peters (2017), ^{m21}(Wang et al. 2021), and references therein. When no reference for spectral type is provided that coming from Simbad is used. If the distance used in the radius reference is different from the one adopted here, a scaling was made. Note that the errors for bolometric luminosities reflect only the errors on the distances.

Table 2. Observed X-ray characteristics of the targets.

Name	ObsID	HJD −2.45e6	$N_{\text{H}}^{\text{ISM}}$ (10^{22} cm^{-2})	Count rates (10^{-3} cts s^{-1})			Count hardness			$L_{\text{X}}^{\text{ISM-corr}}$ (tot, 10^{30} erg s^{-1})	$\log(L_{\text{X}}/L_{\text{BOL}})$	EW(H α) (Å)
				MOS1	MOS2	pn	MOS1	MOS2	pn			
<i>Bright detections</i>												
HD 194335	0880030501 ^x	9364.813	0.075	4.80 ± 0.85	4.54 ± 0.90	19.0 ± 2.1	−0.72 ± 0.14	−0.82 ± 0.14	−0.89 ± 0.06	0.55 ± 0.03	−7.67 ± 0.02	−1.3
HD 200120	0820310501 ^x	8255.971	0.025	4.34 ± 0.87	3.87 ± 0.74	32.4 ± 2.4	−1.00 ± 0.04	−0.94 ± 0.08	−0.99 ± 0.03	0.84 ± 0.27	−7.80 ± 0.07	−11.1
HD 157832	0551020101 ^x	4715.251	0.14	244 ± 6	264 ± 7	631 ± 11	−0.09 ± 0.02	0.08 ± 0.03	−0.15 ± 0.02	320 ± 33	−5.568 ± 0.008	−
HD 157832	0810210301 ^x	8211.944	0.14	172 ± 5	243 ± 7	−	0.14 ± 0.03	0.35 ± 0.03	−	285 ± 30	−5.618 ± 0.011	−28.0
HD 37202	26239 ^c	9573.664	0.027	−	−	−	−	−	−	36.7 ± 9.2	−5.77 ± 0.05	−13.4
<i>Faint detections</i>												
HD 43544	0880031301 ^x	9498.389	0.095	1.07 ± 0.50	0.85 ± 0.49	3.00 ± 1.07	−1.00 ± 0.11	−1.00 ± 0.18	−1.00 ± 0.20	0.11 ± 0.03	−8.08 ± 0.01	−18.6
HD 58978	25112 ^c	9557.777	0.086	−	1.10 (0.64 to 1.7)	−	−	−	−	4.1 (2.4 to 6.3)	−7.4 (−7.6 to −7.2)	−
HD 137387	0880030201 ^x	9442.584	0.077	0.87 ± 0.51	0.66 ± 0.45	2.91 ± 1.12	−0.11 ± 0.57	−1.00 ± 0.27	−1.00 ± 0.20	0.09 ± 0.03	−8.46 ± 0.01	−
HD 157042	0880030701 ^x	9468.515	0.11	1.02 ± 0.66	1.06 ± 0.52	3.61 ± 1.19	−1.00 ± 0.22	−0.90 ± 0.31	−0.93 ± 0.23	0.09 ± 0.02	−8.56 ± 0.01	−
HD 191610	0880031101 ^x	9526.353	0.11	1.23 ± 0.64	1.87 ± 0.68	5.15 ± 1.52	−0.87 ± 0.27	−0.67 ± 0.32	−1.00 ± 0.26	0.15 ± 0.04	−8.17 ± 0.01	−8.8
<i>Non-detections</i>												
HD 10516	00015011001 ^s	9595.940	0.099	−	<15.	−	−	−	−	<1.6 to 2.6	<−7.5 to −7.3	−33.0
HD 29441	0880031501 ^x	9632.720	0.12	<0.32	<0.33	<0.35	−	−	−	<0.03 to 0.17	<−8.6 to −7.8	−28.9
HD 41335	25115 ^c	9711.340	0.061	−	<0.57	−	−	−	−	<0.31 to 1.7	<−8.3 to −7.5	−
	25116 ^c	9568.596	−	−	−	−	−	−	−	−	−	−
HD 51354	0880031401 ^x	9660.617	0.11	<0.41	<0.41	<0.48	−	−	−	<0.03 to 0.16	<−8.6 to −7.9	−
HD 55606	00011412001 ^s	8627.005	0.13	−	<3.6	−	−	−	−	<13 to 19	<−6.1 to −5.9	−
HD 60855	0880030301 ^x	9508.014	0.12	<0.92	<1.1	<2.8	−	−	−	<0.17 to 0.42	<−8.3 to −7.9	−
HD 113120	0880030601 ^x	9444.580	0.11	<1.0	<1.1	<2.1	−	−	−	<0.10 to 0.30	<−8.4 to −8.0	−
HD 152478	0880030801 ^x	9626.659	0.15	<0.83	<0.84	<1.4	−	−	−	<0.03 to 0.13	<−8.5 to −7.8	−
HD 200310	uls ^x	3484.186	0.022	−	−	<690	−	−	−	<9.1 to 30	<−6.6 to −6.1	−
HD 214168	0880031001 ^x	9408.685	0.015	<0.47	<0.50	<0.99	−	−	−	<0.05 to 0.18	<−9.1 to −8.5	3.8
ALS 8775	20928 ^c	8132.204	0.24	−	<0.96	−	−	−	−	<10 to 80	<−5.7 to −4.8	−
HD 63462	uls ^x	5876.503	0.013	−	−	<470	−	−	−	<5.0 to 18	<−7.2 to −6.6	−
HD 68980	uls ^x	9146.051	0.015	−	−	<390	−	−	−	<56 to 194	<−6.1 to −5.5	−
HD 148184	uls ^x	6905.410	0.22	−	−	<830	−	−	−	<7.8 to 10	<−6.4 to −6.3	−41.2
HD 161306	uls ^x	3999.213	0.29	−	−	<100	−	−	−	<7.3 to 11	<−6.3 to −6.1	−
HD 167128	uls ^x	3648.710	0.054	−	−	<610	−	−	−	<11 to 29	<−6.3 to −5.9	−

Note. A superscript on the ObsID identifies the facility used (x for *XMM-Newton*, c for *Chandra*, s for *Swift*). The interstellar hydrogen columns were evaluated using the reddening from Table 1 and the relation $N_{\text{H}}^{\text{ISM}} = 6.12 \times 10^{21} \times E(B - V) \text{ cm}^{-2}$ (Gudennavar et al. 2012). For *XMM-Newton*, the count rates are provided for pn in the 0.2–12 keV energy band for the uls data, and for MOS1, MOS2, and pn in the 0.5–10 keV energy band otherwise. The associated count hardnesses are calculated from $(cr_p - cr_s)/(cr_p + cr_s)$ where cr_p and cr_s correspond to count rates in the energy bands 2–10 keV and 0.5–2 keV, respectively. For *Chandra*, count rates are for ACIS-S in the 0.5–10 keV energy band. For *Swift* count rates are for XRT in the 0.3–10 keV energy band. All upper limits are 95%, and all X-ray luminosities $L_{\text{X}}^{\text{ISM-corr}}$ provided after correction for interstellar absorption and in the 0.5–10 keV energy band. The last column provides equivalent widths EW of the H α line, evaluated from −600 to 600 km s^{-1} in the closest optical spectrum available in the Bess data base (Neiner et al. 2011, <http://basebe.obspm.fr/basebe/>). The spectra were considered only if taken within six months of the X-ray data set (but most often are taken within weeks).

Four additional targets were covered by *Chandra* observations, two for our dedicated programme (ObsIDs 25112, 25115, 25116) and two from archival data sets (ObsIDs 20928, PI Liu, and 26239, PI Koss). Source detection was performed in the total, 0.5–10 keV, energy band using both a sliding square detect cell (task CELLDetect) and wavelets (task WAVDETECT). This led to two detections: HD 37202 and HD 58978. In the former case, the detection occurs at 1.3 arcsec of the Simbad position of the source (J2000) or 0.9 arcsec of the *Gaia* position (J2016). This is quite far away for *Chandra*, but not unheard of as ‘the 99 per cent limit on positional accuracy is 1.4 arcsec’ for *Chandra*.² Also, the target appears quite isolated with no known star or extragalactic source nearby. Therefore, we consider the detection as secure. However, this target appears extremely bright in X-rays (>0.2 cts s^{-1}) and is therefore affected by pile-up. Its spectrum was derived using the task SPEXTRACT, a source region of 20 pixels radius centred on the WAVDETECT position and a surrounding annular background region of 20 and 70 pixels radii. The examination of the spectrum clearly reveal an extremely hard tail typical of pile-up. The use of the ‘pile-up’ model within xspec did not lead to a good result. Therefore, a new extraction was performed using an annular source region with 3 and 20 pixels radii. The inner radius was chosen as a compromise between pile-up elimination and sensitivity after trials with 1, 3, and 5 pixels for inner radius. Such annular extractions clearly showed the progressive disappearance of the tail confirming its origin as due to pile-up. However, to obtain the correct effective

area for the annular source region, the arf had to be modified using the task ARFCORR. A grouping by minimum 10 counts led to the final spectra.

For HD 58978, the wavelet detection algorithm found it but with only ~6 counts (all appearing in the soft X-ray range). For this target as well as the two undetected ones, the *Chandra* count rates were estimated in the 0.5–10 keV energy band using the task SRFLUX for a source region of 10 pixels radius centred on the Simbad positions of the targets and an annular background region of 10 and 50 pixels radii. The confidence level was set to 68 per cent to find the 1σ error on the rate of HD 58978 while a level of 95 per cent was used to derive upper limits (Table 2). Note that the listed value for HD 41335 corresponds to the combination of two observations, which improves the limit determination.

Some observations from the Neil Gehrels *Swift* observatory covered our targets and were processed with the on-line tool.³ However, the *Swift* X-ray telescope (XRT) suffers from optical loading in case of optically-bright sources. This restricted the use of *Swift* data taken in PC mode to HD 55606 and ALS 8775. For the latter, a stricter limit on its X-ray emission was provided by the *Chandra* data and so the *Swift* data were not used. In parallel, we requested an observation of HD 10516 in WT mode, to avoid optical loading. The derived 2σ upper limits on the sources’ count rates (in the 0.3–10 keV band) are provided in Table 2.

²<https://cxc.harvard.edu/mta/ASPECT/celmon/>

³https://www.swift.ac.uk/user_objects/

Table 3. Best-fitting models to the X-ray spectra.

Name	N_{H} (10^{22} cm^{-2})	kT (keV)	norm (cm^{-5})	χ^2/dof	$F_{\text{X}}^{\text{obs}}$ (tot, $\text{erg cm}^{-2} \text{ s}^{-1}$)	$F_{\text{X}}^{\text{ISM-cor}}$	HR
HD 194335	0.96 ± 0.12	0.15 ± 0.02	$(4.11 \pm 6.71)\text{e-3}$	28.89/16	$(2.79 \pm 0.10)\text{e-14}$	3.48e-14	$(7.5 \pm 0.8)\text{e-4}$
HD 200120	0.00 ± 0.01	0.27 ± 0.01	$(3.71 \pm 0.36)\text{e-5}$	38.23/25	$(3.74 \pm 0.57)\text{e-14}$	4.10e-14	$(1.2 \pm 0.4)\text{e-3}$
HD 157832 ^a	0.14 ± 0.01	9.43 ± 0.79	$(1.65 \pm 0.02)\text{e-3}$	429.07/413	$(2.68 \pm 0.05)\text{e-12}$	2.83e-12	2.97 ± 0.08
HD 157832 ^b	0.63 ± 0.05	9.43 (fixed)	$(1.70 \pm 0.05)\text{e-3}$	192.45/200	$(2.46 \pm 0.06)\text{e-12}$	2.52e-12	5.10 ± 0.20
HD 37202	15.5 ± 2.0	11.1 ± 4.3	$(2.29 \pm 0.26)\text{e-2}$	30.01/38	$(1.66 \pm 0.20)\text{e-11}$	1.66e-11	2392 ± 1831

Note. Fitted models were of the form $\text{phabs} \times \text{phabs} \times \text{apec}$ with the first absorption fixed to the interstellar value (see Table 2). *a, b* refer to *XMM-Newton* data sets with ObsID 0551020101 and 0810210301, respectively. The flux hardness ratios are defined by $HR = F_{\text{X}}^{\text{ISM-cor}}(\text{hard})/F_{\text{X}}^{\text{ISM-cor}}(\text{soft})$ with $F_{\text{X}}^{\text{ISM-cor}}$, the flux after correction for interstellar absorption and soft and hard energy bands being defined as 0.5–2.0 keV and 2.0–10.0 keV, respectively (the total band being 0.5–10.0 keV). Errors correspond to 1σ uncertainties; they correspond to the larger value if the error bar is asymmetric.

Finally, the remaining targets were not observed during dedicated pointed observations but were sampled during *XMM-Newton* slews between observations. The upper limit server⁴ (hereafter ‘uls’) provided in such cases upper limits on pn count rates in the 0.2–12 keV energy band and with 2σ significance (corresponding to 95 per cent probability). These values are listed in Table 2.

3 RESULTS

X-ray observations of four targets collected enough counts for a meaningful extraction of spectra. These spectra were then fitted in XSPEC v12.11.1 using absorbed optically thin thermal emission models with solar abundances from Asplund et al. (2009). The chosen models were similar to those of Nazé & Motch (2018) and results are provided in Table 3. For *XMM-Newton*, note that all EPIC spectra (pn, MOS1, MOS2) of each exposure of HD 157832 were fitted simultaneously. Moreover, as the fitting to the second exposure leads to an extremely high temperature which cannot be constrained ($kT > 19$ keV), an alternative fitting fixing the temperature to that of the first exposure was tried. As both fitting attempts yield similar reduced χ_r^2 (just below 1), only the alternative results with lower flux errors were kept. Slight differences with results reported in Nazé & Motch (2018) and Nazé et al. (2020) for the same exposures arise from a combination of small analysis changes (improved atomic parameters of the fitting tool combination of spectra for HD 200120, slightly lower distance and stronger interstellar absorption for HD 157832). They do not alter the conclusions in this or these previous papers.

For five targets faintly detected in X-rays, only a count rate is available. In such cases, the count rates need to be converted to obtain X-ray fluxes, which was done with the WebPIMMS tool.⁵ To this aim, we have assumed an absorbed optically thin thermal emission model with its absorption fixed to the interstellar one and a temperature of 0.2 keV. This temperature was chosen because all sources appear soft. For example, in *XMM-Newton* data, the proportions of soft and hard counts in HD 43544, HD 137387, HD 157042, and HD 191610 agree with those of HD 194335 and HD 200120 (see columns count hardnesses in Table 2) and the spectral fits of the latter two sources suggest a low-plasma temperature (Table 3). The derived luminosities are presented in Table 2.

For the 16 undetected targets, only a 95 per cent upper limit on the count rates could be derived. Again, they were converted using WebPIMMS and an absorbed thermal model. The absorption was

again fixed to the interstellar one but, in the absence of any hint of the hardness, three temperatures ($kT = 0.2, 0.6,$ and 5.4 keV or $\log(T) = 6.4, 6.85,$ and 7.8) were tried. This led to a range of X-ray luminosities (Table 2).

With the X-ray properties at hand for all systems, we can now examine the results. First of all, a comparison with the known properties of Be stars in the X-ray range (Nazé & Motch 2018; Nazé et al. 2020) should be made. Fig. 1 compares the brightness and hardness of our targets to those of other Be samples. Here, brightness corresponds to the X-ray luminosity L_{X} in the 0.5–10 keV energy band, while the hardness HR is the ratio of hard (2–10 keV) to soft (0.5–2 keV) X-ray fluxes after correction for interstellar absorption. Neither the Be+sdO systems nor the other Be binaries seem to display X-ray characteristics differing from those reported in previous Be X-ray studies. The known binarity of our targets thus does not seem to have a significant impact overall on the observed X-ray properties of Be stars. Incidentally, this result may appear quite normal if one considers that most (if not all) Be stars are binaries, often with a stripped-star companion (e.g. Shao & Li 2014; Klement et al. 2019). None the less, one could argue that the detected companions of our targets represent the tip of the iceberg in this context. They would therefore be special in some way (e.g. hotter, more massive) and the absence of consequences on the X-ray emission then remains a significant result.

In parallel, one may be tempted to argue against the presence of a massive compact companion when X-ray emission well below the X-ray binary luminosity range is detected for a Be star. However, caution should be applied here, as such X-ray luminosities can only discard the presence of ‘usual’ actively accreting objects. Indeed, some neutron stars may appear X-ray fainter if in the propeller regime (Postnov, Oskinoval & Torrejón 2017) and some black holes may be quiescent hence X-ray faint (Pszota et al. 2008; Reynolds et al. 2014). It may finally be noted that the presence of black hole companions to our targets ALS 8775 and HD 167128 (see references in Table 1), as well as to the Be star HD 215227 (=MWC 656, see Alexander & McSwain 2015 and Rivinius et al., in press) has been recently rejected. Their high-energy characteristics are thus not peculiar anymore.

Second, we may wonder whether some of these stars are γ Cas in character. Nazé & Motch (2018) and Nazé et al. (2020) listed the criteria for such a classification. Two of them are particularly relevant for this study (others require more detailed information): brightness of the X-ray emission ($\log(L_{\text{X}}/L_{\text{BOL}})$ between -6.2 and -4 , $\log(L_{\text{X}})$ between 31.6 and 33.2 for the total band) and hardness of the X-ray emission ($HR > 1.6$, $kT > 5$ keV, $\log(L_{\text{X}}) > 31$ for the hard band). Using these criteria, one star of the sample appears to be a γ Cas analogue: the Be+sdO system HD 157832. However,

⁴<http://xmmuls.esac.esa.int/upperlimitserver/>

⁵<https://heasarc.gsfc.nasa.gov/cgi-bin/Tools/w3pimms/w3pimms.pl>

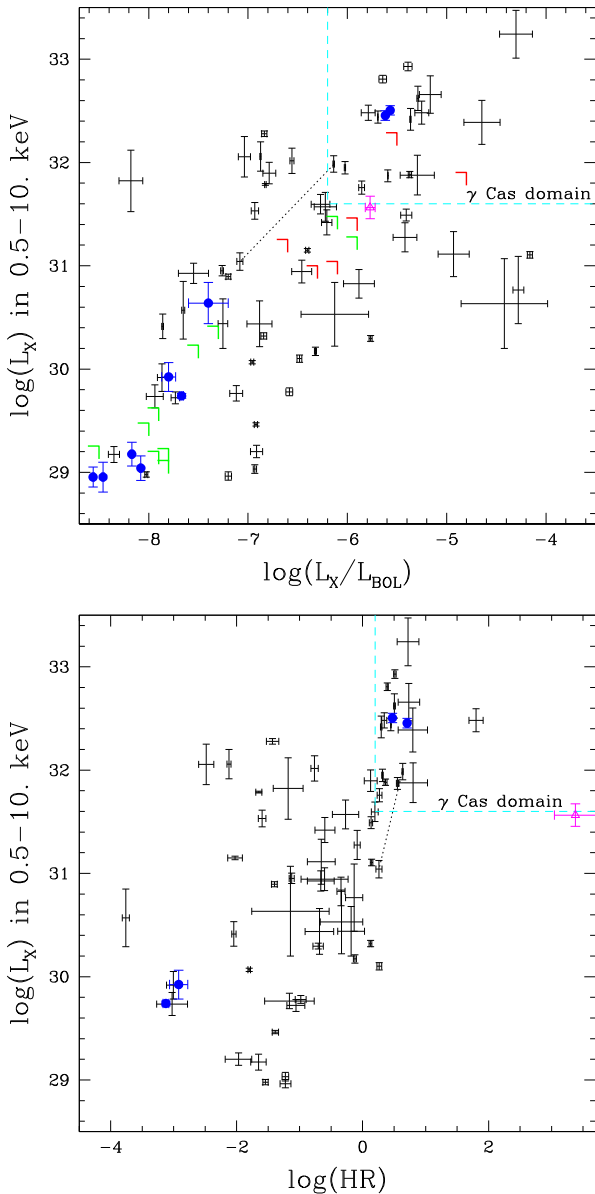


Figure 1. Comparison of hardness HR and brightness L_X for our sample of Be systems and those presented in Nazé & Motch (2018) and Nazé et al. (2020). Blue circles are used for Be+sdO systems with detected X-ray emissions, green symbols for the 95 per cent upper limits of undetected Be+sdO systems, a magenta triangle for the Be binary with detected X-rays, red symbols for the 95 per cent upper limits of the undetected Be binaries, and black symbols for objects reported in previous studies. Note that HD 157832 is represented twice as two *XMM-Newton* observations are available.

this has already been known for a decade (Lopes de Oliveira & Motch 2011). One more exposure is now available compared to this discovery paper, and it reveals some variations in flux and hardness as often seen in γ Cas stars. However, it must be noted that the star fulfills the γ Cas criteria at both epochs. One additional target displays interesting properties: the Be binary HD 37202 (ζ Tau). It fulfills the $\log(L_X/L_{BOL})$, HR , $\log(L_X^{hard})$ criteria, but is exactly at the limit for the 0.5–10 keV X-ray luminosity ($\log(L_X^{0.1}) = 31.6$). In this context, it needs to be noted that HD 37202 appears as an extreme case. Indeed, its spectrum shows few counts below 2 keV and that is due to a very strong circumstellar absorption ($1.6 \times 10^{23} \text{ cm}^{-2}$,

Table 3). This lowers the X-ray luminosity in the full, 0.5–10 keV, energy band. Therefore, it appears quite logical to add HD 37202 to the list of γ Cas stars. One possible avenue to explain the high absorption of this target could be its high inclination as it is well known that its Be disc is seen edge-on (Quirrenbach et al. 1997; Gies et al. 2007; Carciofi et al. 2009; Touhami, Gies & Schaefer 2011). Only a few γ Cas analogues were previously found to have strong X-ray absorptions, i.e. $N_H \gtrsim 10^{22} \text{ cm}^{-2}$ (Nazé & Motch 2018; Nazé et al. 2020), although not as extreme as HD 37202: V782 Cas, V771 Sgr, and V2156 Cyg. Unfortunately, no evaluation of the disc inclination can be found for them in the literature. However, it may be noted that other γ Cas objects, for which such evaluation exists, have lower inclinations and do not display high-absorbing columns. Trying to put the X-ray data in context, we have also analysed the recent optical data of HD 37202, which reveal large differences with previously reported behaviour (see Appendix).

Regarding other stars, the quite high upper limits derived for two stars (ALS 8775, HD 68980) do not permit to formally exclude a γ Cas nature for them (Fig. 1). Six additional ones (HD 55606, HD 63462, HD 148184, HD 161306, HD 167128, HD 200310) have limits close, albeit clearly lower than the γ Cas threshold. It would therefore be surprising if they were γ Cas analogues (Fig. 1). For HD 167128, Manchanda, Katoch & Antia (2021) reported an X-ray detection in the soft X-ray range by *AstroSat*. The quoted luminosity ($5 \times 10^{-12} \text{ erg cm}^{-2} \text{ s}^{-1}$ in 0.3–3.0 keV, no error mentioned) and quoted spectral properties ($\sim 0.12 \text{ keV}$, blackbody temperature) would lead to $L_X \sim 5 \times 10^{31} \text{ erg s}$ in the 0.5–10 keV band, or $\log(L_X/L_{BOL}) \sim -5.6$, just slightly above our upper limit. Details are very scarce in this Telegram, but the softness of the X-ray emission clearly excludes the target from the γ Cas category. If the X-ray luminosity level is confirmed, HD 167128 would be somewhat atypical amongst Be stars, the soft X-ray cases being generally fainter. The last eight targets with limits on their X-ray emission as well as the seven other detected sources are far from the γ Cas domain. Therefore, they certainly do not belong to the γ Cas category, without any ambiguity (Fig. 1). Their X-ray emission is clearly faint and, when known, soft.

There are no comprehensive and unbiased statistics yet available enabling us to derive a secure incidence rate of γ Cas stars amongst Be stars – only hints can be derived. Nevertheless, if we compare the three large-scale Be studies in the X-ray range, we find that the fraction of γ Cas stars was 15/84 in Nazé & Motch (2018), 3/18 in Nazé et al. (2020), and 2/25 (one amongst 18 Be+sdO and one amongst seven other Be binaries) in this work. Alternatively, 66/84, 14/18, and 21/25 of the Be stars in the same papers were definitely not γ Cas or candidates. Despite the small number statistics and the different biases,⁶ these fractions appear remarkably similar with about 80 per cent of non- γ Cas stars and 10–20 per cent of γ Cas stars in these samples. With current data, it thus appears that our sample of Be binaries is fully in line with the known Be population. Combining the three samples, we then find a global incidence rate

⁶This work examines only known binaries, Nazé et al. (2020) studied some stars which could a priori be interesting candidates for presenting the γ Cas phenomenon, and Nazé & Motch (2018) analysed all available X-ray exposures covering Be stars in the last two decades – some data having been required specifically to study γ Cas stars while others serendipitously covered the position of a Be star in the field of view. It may be also noted that both studies mostly considered early-type (<B3) Be stars, which also applies to the targets of this paper.

of the γ Cas phenomenon of 19/125~15 per cent amongst Be stars observed in the X-ray range.

4 DISCUSSION

Gies et al. (1998) and Krтіčka, Kubát & Krтіčková (2016) have independently imagined the possibility of a collision between the Be disc material and the wind of a stripped star companion. Langer et al. (2020) hearkened back this idea and applied it with the aim of reproducing the γ Cas peculiarities. In this context, we will examine each step of their scenario in turn, beginning with the properties of stripped stars, then looking into the characteristics of colliding-wind systems and of additional features presented as supportive of their scenario to conclude with the constraints brought by the actual X-ray data presented in the previous section.

4.1 The properties of stripped stars

By definition, hot subluminoous stars, classified using the spectral types sdO, display luminosities below those of the corresponding main-sequence stars (for a review, see e.g. Heber 2016). They are considered as stellar cores stripped of most of their envelopes and burning helium in the core or in a shell around it (hence the alternative name of ‘Helium-stars’). The common features of all such stars are their low masses and relatively high-effective temperatures. Regarding the origin of these objects, evolutionary effects appear to play a prominent role. However, no single evolutionary path can be identified. The stripping may thus occur through a helium flash after leaving the red giant branch, a merger event, or an interaction between stars in a binary system.

The He-star companions to Be stars are expected to come from the latter channel. Detailed models of such systems were made by several authors (e.g. the recent studies of Shao & Li 2014, 2021). Shao & Li (2014) evolved a population of massive systems, considering a range of periods, masses, and mass-transfer properties. They found that the observed mass distribution of Be stars having a neutron star companion and ranging from 8 to 22 M_{\odot} is best reproduced in the case of moderately non-conservative mass-transfer without any common envelope phase. In addition, the vast majority of Be binaries should possess white dwarf or He-star companions, neutron star, or black holes being orders of magnitude less frequent. Shao & Li (2021) further showed that their models reproduce well the properties of the observed Be+sdO systems. They also revealed a correlation between the Be star and the He-star masses with few (if any) stripped stars above 4 M_{\odot} .

As they emit most of their light in the ultraviolet range, it seems quite natural to expect line-driven outflows for these stripped stars. Models of massive stars were extended (or just applied) by some authors to study these objects, while several pieces of observational evidence revealed direct signature of their winds.

Theoretically, atmosphere models of stripped stars were made by several authors. Krтіčka et al. (2016) limit models to a single mass (0.5 M_{\odot}) with a range of temperatures and radii. They demonstrated that the winds may be difficult to launch for stars with high gravities. Also, with too low densities, ion decoupling may occur which strongly limits the acceleration of the bulk material. Finally, they found ratios between wind velocities and escape velocities to typically lie between 1.5 and 2.5, i.e. lower than for the winds of O-stars. Vink (2017) rather considers objects with a single effective temperature (50 kK) and a range of masses. In those models, the mass-loss rates and wind velocities have higher values than in Krтіčka et al. (2016), although wind velocities remain below 3000 km s^{-1} for

stripped stars with masses $<4 M_{\odot}$ (the useful range as it corresponds to the observed objects, see below). For these stars, the wind-to-escape velocity ratio can be derived to be 1.7–3.1. Finally, Göteborg et al. (2018) studied the evolution of various binaries leading to stripped stars with a wide range of masses. They do not determine the wind properties, but use the mass-loss formula of Krтіčka et al. (2016) and a wind-to-escape velocity ratio of 1.5. It may be underlined that their low-mass models reproduce well the observed properties of stripped stars in Be+sdO systems (Wang et al. 2021).

Observationally, there is little doubt that stripped stars may power winds. First, since those line-driven winds should be as unstable as those of OB stars, shocks should occur and X-ray emission similar to that recorded for single, non-magnetic, OB stars could be expected. This was indeed detected in a handful cases of sdO stars, although all sdBs and most sdOs remained undetected in the X-ray range, most probably because of too tenuous winds (for a review, see Mereghetti & La Palombara 2016). These X-ray emissions displayed plasma temperatures and bolometric-to-X-ray luminosity ratios similar to those of classical Population I OB stars, a consistency check of their common origin.

In addition, some subdwarf spectra display lines clearly associated with outflows, notably P Cygni profiles in some UV lines. Atmosphere modelling was then performed to determine the stellar and wind properties. Jeffery & Hamann (2010) fitted the spectra of six putatively isolated ‘extreme He-stars’, deriving effective temperatures of 18.5–48.0 kK, mass-loss rates of 10^{-10} – $10^{-7} M_{\odot} \text{ yr}^{-1}$, and wind velocities between 400 and 2000 km s^{-1} . Only two stars, the two hottest cases displayed wind velocities larger than 600 km s^{-1} , and both are amongst the few known X-ray emitters (see previous paragraph). In this paper, masses or radii were not directly determined but they can be reconstructed using the fitted $\log(g)$, T_{eff} , and luminosities. The wind velocities appear to be between 1.5 and 3.5 times the escape velocities. Krтіčka et al. (2019) analysed in detail two other subdwarfs, one of them showing no trace of wind. The other one (in the binary HD 49798) has an effective temperature of 45.9 kK, a mass loss-rate of $2\text{--}3 \times 10^{-9} M_{\odot} \text{ yr}^{-1}$, and a wind velocity of $\sim 1600 \text{ km s}^{-1}$ (which is 3.5 times the escape velocity). Again, it is one of the known X-ray emitting subdwarfs. In addition, Groh, Oliveira & Steiner (2008) reported on the analysis of the stripped star of qWR type in the binary HD 45166.⁷ This qWR star has a temperature of 50 kK, a strong mass-loss rate ($2\text{--}3 \times 10^{-7} M_{\odot} \text{ yr}^{-1}$), but a low-wind velocity (425 km s^{-1} , which is one third of the escape velocity). Data suggest a latitude-dependent wind, but even the fast polar wind would reach only 1300 km s^{-1} . Finally, Drout, Göteborg, et al. (submitted) have performed a search for stripped-star companions to B/Be stars in the Magellanic Clouds. They found that none of these companions exhibit emission lines, suggesting that all of them actually display low-mass-loss rates in agreement with the above results found in the Galaxy.

Finally, orbits derived for the Be+sdO systems yield masses of 6–13 M_{\odot} for the Be stars and 0.6–2 M_{\odot} for their companions (Table 1). We note that this agrees well with the masses derived for γ Cas systems and other Be binaries (see Nazé et al. 2022a, for a summary), but we will come back to that below. In addition, temperatures of the stripped stars in Be+sdO systems were found to be 34–53 kK (Table 1), similar to those of other studied subdwarfs (see above). In

⁷Göteborg et al. (2018) found a continuous sequence explained by mass between subdwarf spectra with absorption lines (appearing as sdOs) and stripped star spectra with emission lines (appearing as qWR): such stars are therefore relevant to the problem examined here.

parallel, luminosities of the Be stars in Be+sdO systems (Table 1) as well as those of γ Cas analogues (Nazé & Motch 2018) are far from extreme, being $< 10^5 L_\odot$.

In summary, both observations and models suggest that stripped stars with Be companions have low masses, moderate temperatures, and not extremely fast winds. In parallel, the Be stars known to be in binaries with stripped stars or to be γ Cas analogues are found to have around ten solar masses. All this contrasts with the hypotheses of Langer et al. models numbered four to six, which have high masses for both the stripped star and its OB companion (2.6–5.3 and 25.3–35.9 M_\odot , respectively), very high luminosities for both of stars ($> 10^3$ and $10^5 L_\odot$, respectively), very high temperatures for the stripped stars (74–98 kK), and extremely fast winds ($> 3600 \text{ km s}^{-1}$, assuming $v_\infty/v_{esc} = 3$). Langer et al. (2020) acknowledged in their Section 5.2 that model six in fact represents a WR+O system rather than a Be with a stripped star, but they also considered the models with the most massive and luminous companions as the best candidates for γ Cas-like emission. Eliminating these unrealistic models strictly limits the available wind luminosities to $L_w = 0.5 \dot{M} v_\infty^2 < 10 L_\odot$ (see more in next section). Their models 1–3 agree better with the evolutionary tracks of Götzberg et al. (2018) and the observed properties of stripped stars in known Be+sdO systems. Only these models will therefore be considered as relevant to the examined problem.

4.2 The properties of colliding winds

Colliding winds in massive binaries have now been studied for several decades and their properties over a large range of wavelengths are well known. In the X-ray range, several specific features have been identified (for a review, see Rauw & Nazé 2016, and references therein).

First, it must be recalled that such X-ray bright emission is the exception rather than the rule for massive binaries. For example, in the Carina region, the X-ray emission of 60 O-type stars was studied (Nazé et al. 2011). Only three objects were found to be significantly overluminous: one magnetic star with confined winds and two binaries. Furthermore, the wind luminosity L_w cannot be considered as a good proxy for the X-ray luminosity. Depending on the nature of the collision, the difference between these luminosities can be large. For example, Zhekov (2012) found $L_X/L_w \sim 10^{-4}$ – 10^{-5} for a sample of WR+OB systems. Considering the available L_w for stripped systems ($< 10 L_\odot$, see previous subsection), this renders it difficult to achieve high enough X-ray luminosities (for γ Cas analogues, $\log(L_X) > 31.6$).

Second, the emission arises from the hot plasma generated by the collision: it is thermal in nature. More precisely, it corresponds to optically-thin thermal plasma (e.g. XSPEC models ‘mekal’, ‘apec’). High-resolution X-ray spectroscopy has confirmed this by revealing the emission to consist of lines with a faint (bremsstrahlung) continuum (e.g. Schild et al. 2004). The emission is thus not a blackbody emission, as assumed by Langer et al. (2020).

Furthermore, since strong shocks are involved, the temperature of the hot plasma should be evaluated with the well-known Rankine–Hugoniot relationship $kT = \frac{3}{16} m v_w^2$ (and not by $kT = 0.5 m v_w^2$, as assumed by Langer et al. 2020). In this formula, the wind velocity is the pre-shock velocity perpendicular to the shock: it is not necessarily the terminal wind velocity v_∞ . Indeed, the stars must be separated enough for their winds to reach their maximum velocities before colliding. In addition, the UV emission from the companion may slow down the wind of a star as it is line-driven by nature (this effect is known as radiative braking/inhibition, see e.g. Stevens & Pollock 1994). Finally, the winds collide in a face-on manner

only at the apex of the collision cone, on the line joining the stars’ centres. Winds collide more obliquely further away from the line-of-centres, lowering the post-shock temperature. A more representative temperature estimate actually is half the Rankine–Hugoniot value at apex, or $kT = 0.6 v_w^2$, where kT is provided in keV and v_w is expressed in units of 1000 km s^{-1} (Parkin & Sim 2013). This leads to a factor of five difference between expected temperatures and those calculated in Langer et al. (2020), not even taking the radiative effects into account.⁸ To reach temperatures over 5 keV (and even up to 25 keV), as observed in γ Cas analogues, shock velocities larger than 3000 km s^{-1} (up to 6500 km s^{-1}) are in fact needed, which are not typical wind velocities of stripped stars (see previous subsection).

Such high temperatures are not typical of colliding wind binaries either despite the well-known fast winds of massive stars. In observed systems, the X-ray emission is generally harder than the usual intrinsic emission of single non-magnetic massive stars but the hot plasma remains at a much lower temperature than found in γ Cas stars (Rauw & Nazé 2016 and references therein). To advocate for extreme temperatures, Langer et al. (2020) referred to the review of Gagné et al. (2012). In this review, the vast majority of colliding-wind systems display $kT < 5 \text{ keV}$ (typically 0.5–2 keV). Only three systems are mentioned with a hotter plasma: CEN 1A, HD 5980, and Brey 16. The first system was studied in detail using *XMM-Newton* by Mernier & Rauw (2013): the hottest plasma component had a temperature of 3.8 keV. The difference with the previous *Chandra* value most probably comes from pile-up effects known to artificially shift X-rays towards higher energies. The second system, analysed by Nazé et al. (2002), is embedded in patchy soft X-rays from a supernova remnant. A clean spectrum of the system is difficult to extract, even with *Chandra*, and possibly explains the anomalous temperature. The X-ray properties from the last system were reported by Guerrero & Chu (2008). Only few counts were available for this system and the median energy of the recorded X-rays is about 2 keV. A tentative⁹ fit does formally land on a plasma temperature of 7 keV, but with a wide confidence interval (from 2 to 22 keV at 1σ). Clearly the faintness of the source did not allow reliable results to be reached. Furthermore, in all three cases, the well-known trade-off between absorbing column and plasma temperature may also skew the results somewhat. Therefore, the basis for a claim of extremely high temperatures associated with colliding winds appears unsubstantiated.

Besides, Langer et al. (2020) themselves also advocated in their Section 5.2 that temperatures of their model need to be lowered to $\sim 1.3 \text{ keV}$ to be reconciled with the observed hardness ratios of γ Cas analogues. This is clearly at odds with the observed properties of γ Cas X-ray spectra (which show $kT > 5 \text{ keV}$), but may come from a combination of the inadequate choice of a blackbody model with an inadequate definition of hardness ratios.¹⁰

A last defining characteristic of colliding winds is their variability. This variability is locked to the orbital phase for a large range of periods (from a few days to several years) – repeatability was verified

⁸Actually, one could argue that the real difference is larger as Langer et al. (2020) uses the proton mass m_p in their kT formula while the Rankine–Hugoniot formula applies to the mean particle mass m , which is about half the proton mass in an ionized medium.

⁹From Guerrero & Chu (2008): ‘We note that LMC-WR 19, 20, and 99 have small numbers of counts detected, and consequently the quality of their spectral fits is poor.’ – LMC-WR19 is Brey 16.

¹⁰These authors compare observed ratios which are ratios of fluxes integrated in two wide energy bands (0.5–2.0 keV and 2.0–10 keV) with ratios of blackbody fluxes at two specific energies (1 and 5 keV).

for several systems (e.g. in 20 cycles of WR 21a, see Gosset & Nazé 2016). It was linked to several origins: change in shock strength due to the varying separation in eccentric binaries (e.g. Nazé et al. 2012), change in absorption along the line-of-sight as the binary revolves (e.g. Willis, Schild & Stevens 1995), or eclipse of the colliding wind region (Lomax et al. 2015). Such variations are now rather well understood and can be reproduced by models (e.g. Pittard & Parkin 2010). Such features appear in stark contrast with the X-ray properties of γ Cas analogues. These objects show ‘flare’-like variations on short time-scales (seconds, see Smith, Robinson & Corbet 1998) and smoother long-term variations, but not linked with the known orbital periods (see Motch, Lopes de Oliveira & Smith 2015 for γ Cas, and Nazé, Rauw & Smith 2019a for π Aqr).

Recently, Chen et al. (2021) have asserted to bring support to the Langer et al. scenario by examining the consequences of the detection of a wind-blown bubble around γ Cas. Amongst other things (see also below), they stated that wind–wind collisions can produce hot plasma but, as seen before, actual colliding winds never reach the typical plasma temperatures of γ Cas analogues. The authors also added that short-term ‘flare’-like variability of γ Cas could come from the intrinsic variability of winds (i.e. not linked to colliding winds). While some variations of that embedded wind shock emission are indeed expected (Oskinova et al. 2001a), they should occur on time-scales related to the wind expansion, not on the very short time-scales observed for the X-ray light curve of γ Cas (down to 4 s, Smith et al. 1998). Moreover, even the best observational data sets of single massive stars did not reveal such short-term X-ray variability (Nazé, Oskinova & Gosset 2013). Because of the high number of wind clumps, the natural embedded wind shock variability is actually smoothed out when observing the whole wind output, leading to a constant level for the observed emission. Besides, by nature, those intrinsic X-rays are soft, not hard. Chen et al. (2021) finally explain the long-term X-ray variations as usual phase-dependent changes seen in colliding winds, linking them to a varying stellar separation or absorption. Unfortunately, γ Cas does not display any flux variations in phase with its orbital period in the X-ray range (Rauw et al. 2022), its orbit is circular (e.g. Nemravová et al. 2012), and high-absorption events are not only unrelated to orbital phase but are sharp events occurring on rather short time-scales (Smith et al. 2012; Hamaguchi et al. 2016; Rauw et al. 2022) whereas absorption effects in colliding winds are smooth and phase-dependent (Rauw & Nazé 2016 and references therein).

4.3 Additional features

Regarding the incidence of γ Cas systems, Langer et al. (2020) conclude in their Section 5.1.3 that γ Cas stars should represent at most 10 per cent of X-ray binaries with a Be component, i.e. there should be many more Be X-ray binaries than γ Cas stars. While this statement may be true if one takes a quick look at current X-ray binaries catalogue numbers, it must be remembered that X-ray binaries are detected from a far while most γ Cas stars were found by chance or from limited surveys of nearby stars. In fact, few Be stars (other than those in X-ray binaries) have been observed in the X-ray range (e.g. Nazé & Motch 2018). Therefore, the exact incidence of the γ Cas phenomenon is unknown. However, even if distance-limited samples remain to be investigated, the number of current γ Cas detections already indicates that the incidence of the γ Cas phenomenon goes well over, not well below, that of Be X-ray binaries in the Be population at large (see a thorough discussion in Section 6.1 of Smith, Lopes de Oliveira & Motch 2017).

Langer et al. (2020) also discuss the impact of structured winds on the X-ray emission of massive stars. Indeed, discrete emission components (DACs) in spectral lines have been spotted in several γ Cas analogues, notably in γ Cas itself (Cranmer, Smith & Robinson 2000), as they have been in many OB stars. These DACs are produced in large-scale wind structures thought to ultimately arise from surface features (Cranmer & Owocki 1996). Such ‘spots’ were indeed found in the analysis of the high-quality, high-cadence photometry available for some massive stars presenting DACs (Ramiamanantsoa et al. 2014, 2018). X-rays associated with large-scale wind structures have also been studied for a sample of massive stars (Oskinova, Clarke & Pollock 2001b; Rauw et al. 2015a; Massa et al. 2019; Nichols et al. 2021). They produce variability of a limited amplitude (10–20 per cent) with a specific time-scale (set by rotation), and only at energies where intrinsic X-rays arise, i.e. in the soft band. Those properties disagree with those observed for γ Cas stars. Furthermore, Langer et al. (2020) envisaged that a collision between the Be wind and the stripped star wind could be modulated on a ‘broad range’ of time-scales because of such features in the Be star wind. As acknowledged by Langer et al. (2020), DACs are ubiquitous amongst massive stars. Therefore, such variations should already have been detected in colliding winds systems, but this is not the case. This leaves little support for DACs as the origin of the ‘flare’-like behaviour of γ Cas analogues.

If a disc-wind collision occurs, one could expect some deviation from pure symmetry in the disc of the Be star (Langer et al. 2020). Asymmetries (e.g. one-sided arms) are often reported for Be stars from analyses of the $H\alpha$ line profiles. Indeed, the relative amplitude of the emission peaks changes with time (the so-called V/R modulation) and this can be related to structures in the discs. Such disc features are thought to be triggered by the Be star oblateness (Papaloizou, Savonije & Henrichs 1992) or by companions (Panoglou et al. 2018). Langer et al. (2020) quotes the case of π Aqr as an example of asymmetric disc bringing (indirect) support to their scenario. However, while its disc strongly developed in recent years, the V/R modulation observed in π Aqr disappeared but not its γ Cas character (Nazé et al. 2019a, b). It may be important to note in this context that the disc estimated size remains well below the binary separation, so that an engulfing of the companion (as proposed in some cases by Langer et al. 2020) cannot apply here. Furthermore, Langer et al. (2020) also mention the possibility for the collision zone to produce $H\alpha$ emission. If that occurs, it means that the collision is efficiently cooled and has become highly radiative. In such a case, the plasma temperature and its associated X-ray emission would drastically drop, which becomes a problem for the envisaged scenario (see also above discussion on L_X/L_w). In addition, in both π Aqr (Nazé et al. 2019a) and γ Cas itself (Rauw et al. 2022), tomographic mapping of the $H\alpha$ emission did not reveal any stable structure linked to a companion, as would be expected in such a case.

Chen et al. (2021) found a cavity of radius 2.1–3 pc around γ Cas expanding with a velocity of 5 km s^{-1} and a kinematic time-scale of 0.3 Myr. Using wind properties derived for the Be star in the literature, they estimated the wind luminosity L_w and found it to be in good agreement with that derived from wind-blown bubble properties. This implies that the Be star alone can carve this bubble. Then the authors used two $L_X - L_w$ relations established for embedded wind shocks (i.e. for massive stars without X-ray bright colliding winds). They concluded that the derived X-ray luminosity can be reconciled with the observed one of γ Cas, despite the facts that the intrinsic X-rays from massive stars are soft and follow a specific $L_X - L_{\text{BOL}}$ relation, in sharp contrast to the known X-ray properties of γ Cas. Note that, in all this, nothing relates to the

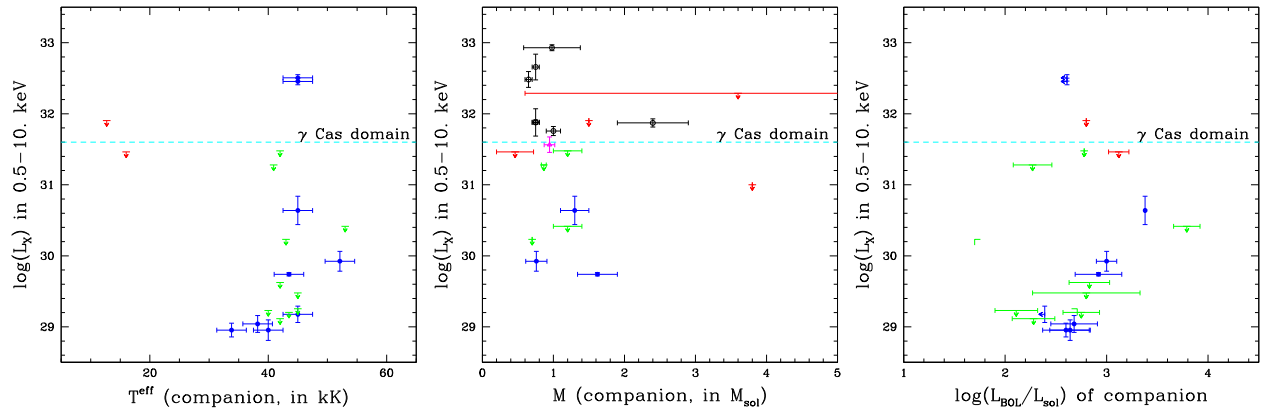


Figure 2. X-ray luminosities (or upper limits on X-ray luminosities) as a function of temperature, mass, and bolometric luminosity of the companion. Blue circles are used for Be+sdO systems with detected X-ray emissions, green symbols for undetected Be+sdO systems, a magenta triangle for the Be binary with detected X-rays, red symbols for the other undetected Be binaries, and black symbols for γ Cas stars reported in Nazé & Motch (2018), Nazé et al. (2020), Nazé et al. (2022a).

Langer et al. scenario (i.e. presence of a stripped companion with strong mass-loss, presence of a disc-wind collision) therefore this scenario cannot be supported by the bubble discovery. Finally, *WISE* data are presented as evidence for binarity, quoting previous studies. However, these studies do not tell the same story: Bodensteiner et al. (2018) found those data to indicate a morphological classification ‘not classified’ for γ Cas, while Langer et al. (2020) found these data providing ‘weak evidence’ for the presence of a bow shock (which could have been linked to a kick after a supernova explosion – this is actually one argument used by Langer et al. to reject the neutron star nature of the companions in γ Cas and π Aqr). Neither paper considers *WISE* data as support for the binarity of γ Cas.

4.4 Testing the Langer et al. model

While the analogy of γ Cas stars with known colliding-wind systems remains elusive, it is nevertheless of great interest to examine how X-ray properties of Be stars depend (or not) on binarity. Amongst the cases studied in the X-ray range, there are eight γ Cas stars which are known binaries (Nazé et al. 2022a), in addition to the 18 Be+sdO systems and seven other Be binaries studied in this work. Figs 2 and 3 compare the X-ray luminosities of these systems to the temperature, mass, and luminosity of the companions and to the orbital period of the systems (see Table 1 or Nazé et al. 2022a for their values).

Langer et al. (2020) expected a higher X-ray luminosity for systems with more massive companions with only the most massive companions leading to a γ Cas appearance: ‘only γ Cas binaries with sufficiently massive helium-star companions are predicted to have detectable X-ray fluxes’ (their Section 5.1), ‘Other predictions resulting from the given ansatz are that γ Cas stars might have rather massive helium-star companions’ (their Section 5.3). This can now be tested with observations. The middle panel of Fig. 2 graphically shows the absence of correlation between the companion mass and the X-ray luminosity in our sample. It also fails to demonstrate a clear mass segregation in relation to the presence or absence of the γ Cas character. To this, it must be added that the γ Cas binaries studied before have not revealed companions with particularly high masses. For example, the well studied case of γ Cas led to a mass estimate around $1 M_{\odot}$ (Nemravová et al. 2012; Smith et al. 2012). In fact, there does not seem to be a significant difference between companions in γ Cas systems and companions in other Be binaries

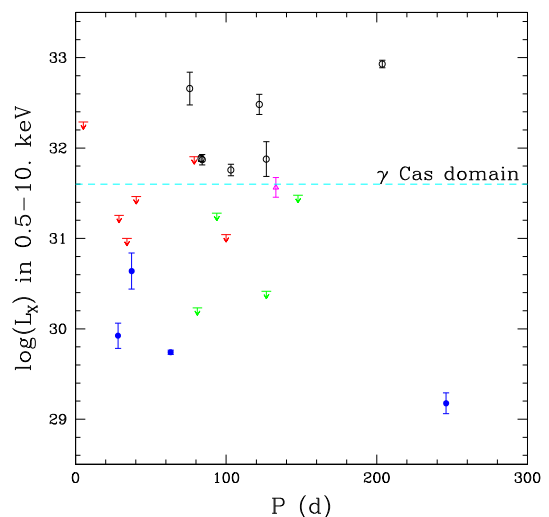


Figure 3. As in Fig. 2 but with respect to the orbital period of the Be systems.

(and Fig. 2 Nazé et al. 2022a). The Langer et al. prediction thus appears falsified.

One could also expect a stronger disc-wind collision if the companion’s wind is stronger. Since the wind depends on temperature or, equivalently on the bolometric luminosity (Krtićka et al. 2016; Vink 2017), the left-hand and right-hand panels of Fig. 2 also compare the X-ray luminosities to these parameters, when known. Some marginal correlation may be seen by eye for the five X-ray detections without a γ Cas character, but (1) this relies on so few systems that spuriousness cannot be excluded and (2) this neglects both the upper limits and the γ Cas case. In particular, it is important to note that the sole γ Cas analogue amongst the presented sample is HD 157832 (the sole blue symbol above the γ Cas border in Fig. 2). This target harbours a faint and not-very-hot stripped star companion (Wang et al. 2021), notably contradicting Section 5.2 of Langer et al. (2020, ‘the known γ Cas stars should correspond to the most luminous models that predict the γ Cas phenomenon.’). Combining its luminosity limit (Table 1, Wang et al. 2021) with formulae of Krtićka et al. (2016) or Vink (2017) yields $\log(\dot{M}) < -9.99$ or -9.75 , respectively, for this

stripped star. This implies that the γ Cas character may well exist with a stripped-star companion having a tenuous stellar wind, which is at odds with a disc-collision scenario.

One could also consider the separation between the binary components as a potentially important parameter. Indeed, with wider separations, the disc must extend farther before the collision with the companion's wind takes place. The disc material would then be more tenuous, and the collision would then be weaker. Fig. 3 therefore compares the X-ray luminosities to the orbital periods. No obvious correlation stands out. For example, the two long-period systems (γ Cas and HD 191610) harbour X-ray luminosities at both extremes of the range. There is one caveat, however: Be discs are known to vary and not all discs may be large enough at the time of the X-ray observations to reach the companions. In this context, Table 2 also lists the equivalent width of the H α line close to the time of the X-ray observations, when available. Most of the strongest disc emissions are found for systems which are not γ Cas in character! Furthermore, it may be remembered that the Be discs are often truncated (Klement et al. 2019). For Be X-ray binaries, Okazaki & Negueruela (2001) showed that this truncation often occurred at about one third of the orbital separation. All this implies that little disc material would be present in the companion's neighbourhood, even when the disc appears massive. Moreover, dedicated monitorings have shown that the γ Cas character may exist even with a very limited disc (see the cases of π Aqr, HD 119682, and V767 Cen in Nazé et al. 2019a, 2022b). All these pieces of evidence provide additional arguments against a disc-collision scenario.

Finally, since orbital solutions are known in some cases (Table 1), one may wonder at which phases the dedicated X-ray observations were taken. ALS 8775, HD 41335 (second observation), and HD 58978 were observed as the companion was in front of the Be star (i.e. at superior conjunction of the Be star). HD 10516, HD 41335 (first observation), and HD 200120 were observed near quadratures. HD 37202 was observed just after superior conjunction of the Be star. HD 55606 was observed between quadrature and inferior conjunction of the Be star. HD 194335 was observed when the Be star was in front. In all cases but the latter one, there is no reason to expect an X-ray source close to the companion to be eclipsed by the Be star or its disc. Furthermore, even in the latter case, such an eclipse could be avoided since its inclination is 'intermediate' (Klement et al. 2022). One can thus conclude that there was no specific reason for a γ Cas character, if present, to remain hidden in those systems.

5 CONCLUSION

Using *XMM-Newton*, *Chandra*, and *Swift* observations, we have examined the X-ray emission of a set of Be binaries: 18 known to harbour a stripped-star companion and seven for which the companion nature is debated. The derived X-ray properties appear fully in line with those found for other samples of Be stars, revealing no specific effect of the presence of these companions on the X-ray emission. In particular, 21 systems display faint (and soft) X-rays while two others clearly appear as γ Cas analogues (one of them, HD 37202, being a new detection). This incidence rate appears similar to that seen for other Be samples. No relationship could be found between the X-ray luminosities and the periods of the systems or the properties of the companions. In particular, there is a single case of a γ Cas star with constrained companion's luminosity, HD 157832, and this companion appears faint. The γ Cas character may thus exist even if the companion ejects little wind. In addition, the link between the γ Cas character and the companion's mass predicted by Langer et al. (2020) is not verified. Combined with problematic analogies

with wind–wind phenomenology and stripped-star properties, this makes a disc-wind collision an unlikely explanation for the γ Cas phenomenon.

ACKNOWLEDGEMENTS

The authors thank the referee for his comments that helped improved the paper. Y.N. and G.R. acknowledge support from the Fonds De La Recherche Scientifique - FNRS (Belgium), the European Space Agency (ESA) and the Belgian Federal Science Policy Office (BEL-SPO) in the framework of the PRODEX Programme (contracts linked to XMM-Newton). M.A.S. acknowledges support from *Chandra* grant #362675. ADS and CDS were used for preparing this document. This work has made use of the BeSS data base, operated at LESIA, Observatoire de Meudon, France (<http://basebe.obspm.fr>).

DATA AVAILABILITY

The BeSS, *XMM-Newton*, *Swift*, and *Chandra* data used in this article are available in their respective public archives.

REFERENCES

- Abt H. A., Levy S. G., 1978, *ApJS*, 36, 241
 Adams W. S., 1905, *ApJ*, 22, 115
 Alexander M. J., McSwain M. V., 2015, *MNRAS*, 449, 1686
 Asplund M., Grevesse N., Sauval A. J., Scott P., 2009, *ARA&A*, 47, 481
 Bailer-Jones C. A. L., Rybizki J., Foesneau M., Demleitner M., Andrae R., 2021, *AJ*, 161, 147
 Berghoefter T. W., Schmitt J. H. M. M., Cassinelli J. P., 1996, *A&AS*, 118, 481
 Bjorkman K. S., Miroshnichenko A. S., McDavid D., Pogrosheva T. M., 2002, *ApJ*, 573, 812
 Bodensteiner J., Baade D., Greiner J., Langer N., 2018, *A&A*, 618, A110
 Bodensteiner J. et al., 2020, *A&A*, 641, A43
 Carciofi A. C., Okazaki A. T., Le Bouquin J.-B., Štefl S., Rivinius Th., Baade D., Bjorkman J. E., Hummel C. A., 2009, *A&A*, 504, 915
 Carrier F., Burki G., Burnet M., 2002, *A&A*, 385, 488
 Chen X. et al., 2021, *ApJ*, 922, 183
 Chojnowski S. D. et al., 2018, *ApJ*, 865, 76
 Cochetti Y. R., Arcos C., Kanaan S., Meilland A., Cidale L. S., Curé M., 2019, *A&A*, 621, A123
 Cranmer S. R., Owocki S. P., 1996, *ApJ*, 462, 469
 Cranmer S. R., Smith M. A., Robinson R. D., 2000, *ApJ*, 537, 433
 Feldmeier A., Puls J., Pauldrach A. W. A., 1997, *A&A*, 322, 878
 Fossati L. et al., 2015, *A&A*, 582, A45
 Gagné M., Fehon G., Savoy M. R., Cartagena C. A., Cohen D. H., Owocki S. P., 2012, ASP Conf. Ser. Vol. 465, An X-Ray Survey of Colliding Wind Binaries. Astron. Soc. Pac., San Francisco, p. 301
 Gies D. R., Bagnuolo W. G., Ferrara E. C., Kaye A. B., Thaller M. L., Penny L. R., Peters G. J., 1998, *ApJ*, 493, 440
 Gies D. R. et al., 2007, *ApJ*, 654, 527
 Gosset E., Nazé Y., 2016, *A&A*, 590, A113
 Göteborg Y., de Mink S. E., Groh J. H., Kupfer T., Crowther P. A., Zapartas E., Renzo M., 2018, *A&A*, 615, A78
 Groh J. H., Oliveira A. S., Steiner J. E., 2008, *A&A*, 485, 245
 Gudennavar S. B., Bubbly S. G., Preethi K., Murthy J., 2012, *ApJS*, 199, 8
 Guerrero M. A., Chu Y.-H., 2008, *ApJS*, 177, 216
 Hamaguchi K., Oskina L., Russell C. M. P., Petre R., Enoto T., Moriham K., Ishida M., 2016, *ApJ*, 832, 140
 Harmanec P., 1987, *Bull. Astron. Inst. Czech.*, 38, 283
 Harmanec P. et al., 2000, *A&A*, 364, L85
 Heber U., 2016, *PASP*, 128, 082001
 Irrgang A., Geier S., Kreuzer S., Pelisoli I., Heber U., 2020, *A&A*, 633, L5
 Jansen F. et al., 2001, *A&A*, 365, L1

- Jeffery C. S., Hamann W.-R., 2010, *MNRAS*, 404, 1698
- Klement R. et al., 2019, *ApJ*, 885, 147
- Klement R. et al., 2022, *ApJ*, 926, 213
- Koubský P. et al., 2000, *A&A*, 356, 913
- Koubský P., Kotková L., Votruba V., Šlechta. M., Dvořáková S., 2012, *A&A*, 545, A121
- Koubský P. et al., 2014, *A&A*, 567, A57
- Krtička J., Kubát J., Krtičková I., 2016, *A&A*, 593, A101
- Krtička J., Janík J., Krtičková I., Mereghetti S., Pintore F., Németh P., Kubát J., Vučković M., 2019, *A&A*, 631, A75
- Lallement R., Vergely J.-L., Valette B., Puspitarini L., Eyer L., Casagrande L., 2014, *A&A*, 561, A91
- Langer N., Baaĉe D., Bodensteiner J., Greiner J., Rivinius Th., Martayan Ch., Borre C. C., 2020, *A&A*, 633, A40
- Lomax J. R. et al., 2015, *A&A*, 573, A43
- Lopes de Oliveira R., Motch C., 2011, *ApJ*, 731, L6
- Manchanda R. K., Katoch T., Antia H. M., 2021, *ATel*, 14739
- Massa D., Oskinova L., Prinja R., Ignace R., 2019, *ApJ*, 873, 81
- Mereghetti S., La Palombara N., 2016, *Adv. Space Res.*, 58, 809
- Mernier F., Rauw G., 2013, *New A*, 20, 42
- Motch C., Lopes de Oliveira R., Smith M. A., 2015, *ApJ*, 806, 177
- Mourard D. et al., 2015, *A&A*, 577, A51
- Nazé Y., Motch C., 2018, *A&A*, 619, A148
- Nazé Y., Hartwell J. M., Stevens I. R., Corcoran M. F., Chu Y.-H., Koenigsberger G., Moffat A.F.J., Niemela V.S., 2002, *ApJ*, 580, 225
- Nazé Y. et al., 2011, *ApJS*, 194, 7
- Nazé Y., Mahy L., Damerdji Y., Kobulnicky H. A., Pittard J. M., Parkin E. R., Absil O., Blomme R., 2012, *A&A*, 546, A37
- Nazé Y., Oskinova L. M., Gosset E., 2013, *ApJ*, 763, 143
- Nazé Y., Rauw G., Smith M., 2019a, *A&A*, 632, A23
- Nazé Y. et al., 2019b, *New A*, 73, 101279
- Nazé Y., Motch C., Rauw G., Kumar S., Robrade J., Raimundo L. de O., Smith M. A., Torrejón J. M., 2020, *MNRAS*, 493, 2511
- Nazé Y., Rauw G., Czesla S., Smith M. A., Robarde J., 2022a, *MNRAS*, 510, 2286
- Nazé Y., Rauw G., Bohlsen T., Heathcote B., Mc Gee P., Caccia P., Motch C., 2022b, *MNRAS*, 512, 1648
- Neiner C., de Batz B., Cochard F., Floquet M., Mekkas A., Desnoux V., 2011, *AJ*, 142, 149
- Nemravová J. et al., 2012, *A&A*, 537, A59
- Nichols J. S. et al., 2021, *ApJ*, 906, 89
- Okazaki A. T., Negueruela I., 2001, *A&A*, 377, 161
- Oskinova L. M., 2005, *MNRAS*, 361, 679
- Oskinova L. M. et al., 2001, *A&A*, 373, 1009
- Oskinova L. M., Clarke D., Pollock A. M. T., 2001, *A&A*, 378, L21
- Panoglou D., Faes D. M., Carciofi A. C., Okazaki A. T., Baaĉe D., Rivinius T., Borges F. M., 2018, *MNRAS*, 473, 3039
- Papaloizou J. C., Savonije G. J., Henrichs H. F., 1992, *A&A*, 265, L45
- Parkin E. R., Sim S. A., 2013, *ApJ*, 767, 114
- Pedersen M. G., Escorça A., Pápics P. I., Aerts C., 2020, *MNRAS*, 495, 2738
- Peters G. J., Gies D. R., Grundstrom E. D., McSwain M. V., 2008, *ApJ*, 686, 1280
- Peters G. J., Pewett T. D., Gies D. R., Touhami Y. N., Grundstrom E. D., 2013, *ApJ*, 765, 2
- Peters G. J., Wang L., Gies D. R., Grundstrom E. D., 2016, *ApJ*, 828, 47
- Pittard J. M., Parkin E. R., 2010, *MNRAS*, 403, 1657
- Pollmann E., 2017, *Inf. Bull. Var. Stars*, 6208, 1
- Postnov K., Oskinova L., Torrejón J. M., 2017, *MNRAS*, 465, L119
- Pszota G., Zhang H., Yuan F., Cui W., 2008, *MNRAS*, 389, 423
- Quirrenbach A. et al., 1997, *ApJ*, 479, 477
- Ramiarimanantsoa T. et al., 2014, *MNRAS*, 441, 910
- Ramiarimanantsoa T. et al., 2018, *MNRAS*, 473, 5532
- Rauw G., Nazé Y., 2016, *Adv. Space Res.*, 58, 761
- Rauw G. et al., 2015a, *A&A*, 580, A59
- Rauw G. et al., 2015b, *ApJS*, 221, 1
- Rauw G., Nazé Y., Motch C., Smith M. A., Fló J. G., de Oliveira R. L., 2022, *A&A*, 664, A184
- Reynolds M. T., Reis R. C., Miller J. M., Cackett E. M., Degenaar N., 2014, *MNRAS*, 441, 3656
- Ruĉđjak D. et al., 2009, *A&A*, 506, 1319
- Sana H., Rauw G., Nazé Y., Gosset E., Vreux J. -M., 2006, *MNRAS*, 372, 661
- Schaefer G. H. et al., 2010, *AJ*, 140, 1838
- Schild H. et al., 2004, *A&A*, 422, 177
- Shao Y., Li X.-D., 2014, *ApJ*, 796, 37
- Shao Y., Li X.-D., 2021, *ApJ*, 908, 67
- Shenar T. et al., 2020, *A&A*, 639, L6
- Smith M. A., Robinson R. D., Corbet R. H. D., 1998, *ApJ*, 503, 877
- Smith M. A. et al., 2012, *A&A*, 540, A53
- Smith M. A., Lopes de Oliveira R., Motch C., 2016, *Adv. Space Res.*, 58, 782
- Smith M. A., Lopes de Oliveira R., Motch C., 2017, *MNRAS*, 469, 1502
- Štefl S. et al., 2009, *A&A*, 504, 929
- Stevens I. R., Pollock A. M. T., 1994, *MNRAS*, 269, 226
- Touhami Y., Gies D. R., Schaefer G. H., 2011, *ApJ*, 729, 17
- Touhami Y. et al., 2013, *ApJ*, 768, 128
- Tycner C., Jones C. E., Sigut T. A. A., Schmitt H. R., Benson J. A., Hutter D. J., Zavala R. T., 2008, *ApJ*, 689, 461
- ud-Doula A., Nazé Y., 2016, *Adv. Space Res.*, 58, 680
- van Leeuwen F., 2007, *A&A*, 474, 653
- Vink J. S., 2017, *A&A*, 607, L8
- Wade G. A. et al., 2016, *MNRAS*, 456, 2
- Wang L., Gies D. R., Peters G. J., 2017, *ApJ*, 843, 60
- Wang L., Gies D. R., Peters G. J., 2018, *ApJ*, 853, 156
- Wang L., Gies D. R., Peters G. J., Götzberg Y., Chojnowski S. D., Lester K. V., Howell S. B., 2021, *AJ*, 161, 248
- Willis A. J., Schild H., Stevens I. R., 1995, *A&A*, 298, 549
- Zhekov S. A., 2012, *MNRAS*, 422, 1332

APPENDIX: THE OPTICAL EMISSION OF HD 37202 (ζ TAU)

Thanks to its brightness, HD 37202 (ζ Tau) has been observed for a very long time. Its binarity is known since Adams (1905) and the high inclination of the disc of its Be component was long assumed because of the presence of shell-type profile (and demonstrated through interferometric measurements since at least Quirrenbach et al. 1997). In parallel, long-term spectral variations can be spotted for this star due to a changing disc, as in other Be stars. In this context, a unique decadal monitoring covering 1997–2008 revealed a cyclic behaviour of duration ~ 1400 d (e.g. Štefl et al. 2009). Focusing on $H\alpha$, the line profile first displayed a very asymmetric shape with the violet peak largely dominating. Then the amplitude difference between the peaks decreased and, because of the central absorption, the profile took a clear ‘shell’ aspect. In a third phase, the profile became again asymmetric, but this time with the red peak dominating. Finally, the line returned to a symmetrical situation but not with a shell appearance – instead, a pure emission line with multiple small subpeaks could be seen.

This behaviour was interpreted in several ways. Carciofi et al. (2009) performed 3D NLTE radiative transfer modelling. They could reproduce the observed profile variations by considering a viscous decretion disc with a one-armed spiral. Schaefer et al. (2010) rather interpreted the profile variations by considering a precessing disc.

Over that 1997–2008 decade, the average equivalent width of the line remained quite stable near -20\AA , but the emission strength subsequently dropped to reach a minimum in early 2013 (see Fig. 2 in Pollmann 2017). The disc has since (partially) recovered, but the behaviour seems to have changed. Typically, the target is observed from Fall to Spring and the previous study (Pollmann 2017) stopped in Spring 2017. We therefore decided to focus on data taken since then, i.e. in the last five observing seasons.

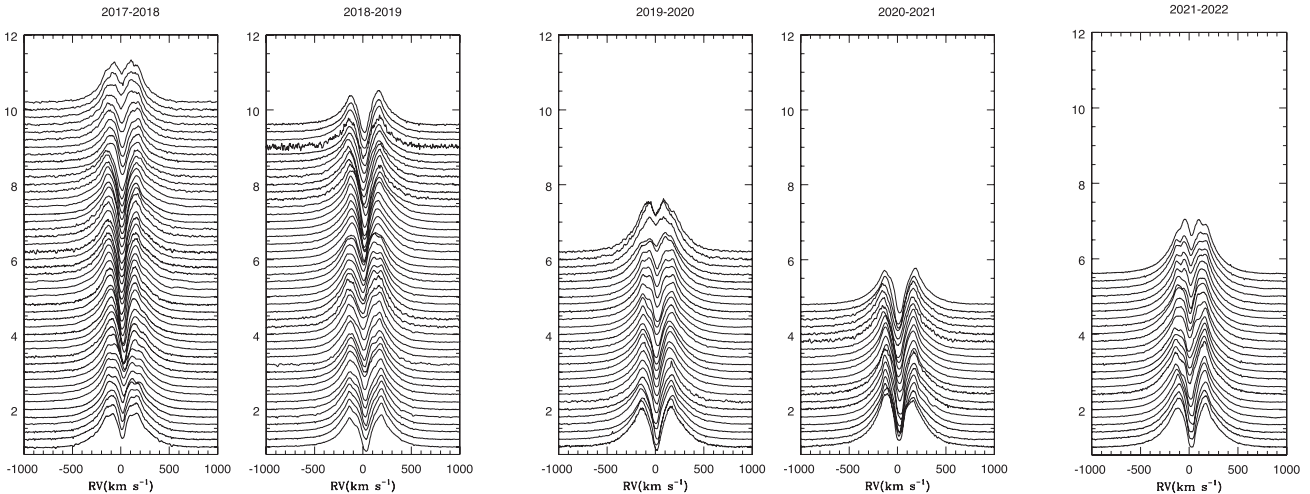


Figure A1. Evolution of the profile of the $H\alpha$ line in the spectrum of HD 37202 over the latest five observing seasons. Time is running downwards.

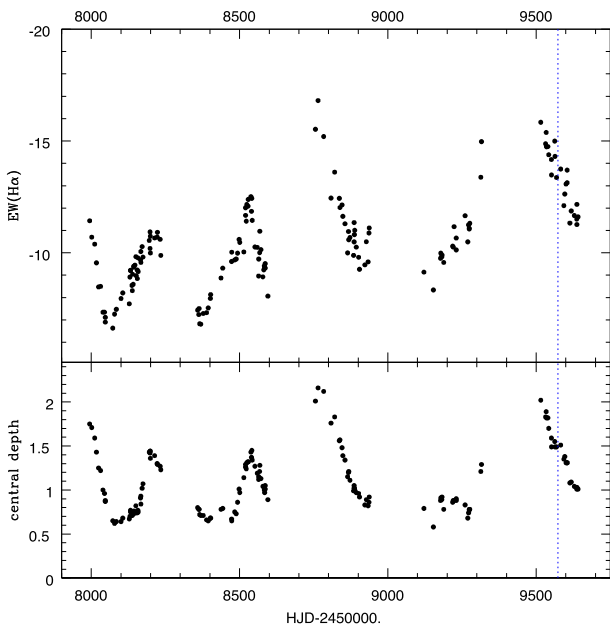


Figure A2. Evolution with time of the EWs of the $H\alpha$ line (evaluated between -600 km s^{-1} and 600 km s^{-1}) and of the normalized amplitude of the lowest point in the central absorption (a value of unity implying a lowest point appearing at the continuum amplitude, values <1 implying a central absorption reaching below the continuum level, and values >1 absorptions remaining above the continuum level). The time of the *Chandra* observation of HD 37202 is marked by a dashed blue line.

Spectra were downloaded from the BeSS data base (and <http://basebe.obspm.fr> Neiner et al. 2011): five low-resolution ($R < 6500$) spectra were discarded as most spectra have $R = 10\,000$ – $20\,000$. Signal-to-noise ratios ranged from 20 to 700 with a typical value of 150–350. In total, 162 spectra were examined, splitted in the following manner: 47 in 2017–8, 44 in 2018–9, 27 in 2019–20, 20 in 2020–21, and 24 in 2021–2. These spectra were corrected for telluric absorption within IRAF and then normalized using low-order polynomials through the same wavelength windows.

Fig. A1 displays the observed profile variations of the $H\alpha$ line. The strongly asymmetric profiles, which were common in 1997–2008 have now totally disappeared. Instead, the profiles remain symmetric with little V/R changes. The only source of variations comes from the changing depth of the central absorption. Fig. A2 provides the evolution of EWs and of the normalized amplitude of the lowest point in the central absorption (see also Table A1). Both parameters show a good correlation, showing that the EW variations are indeed mostly driven by the changing absorption depth.

The profile variations appear to repeat, albeit not in an identical way. The EWs were indeed larger in the last three seasons than in the first two. Moreover, the duration of these cycles does not remain constant as there are 200–400 d between two consecutive minima or two consecutive maxima. Such time-scales appear to be in agreement with preliminary findings from Pollmann (2017), but they are well below the previously reported cycle length of 1400 d, however. It is thus difficult to explain the cyclic behaviour of HD 37202 by precession, since the period of that phenomenon would not change over a few decades. If disc structure are instead responsible for the profile variations, then the observations indicate a change in the disc geometry over time with a recent disappearance of the spiral arm spotted in 1997–2008.

Finally, we have evaluated the radial velocity RV of the $H\alpha$ line. To this aim, we have first computed the first-order moment of the line. However, since the core of the line varies quite a lot, this estimate may be biased. Therefore, we also calculated the RVs using two other methods. The mirror method compares the blue wing to the mirrored (i.e. reversed in velocities) red wing for several shifts. It has been used notably for γ Cas itself (Nemravová et al. 2012). The wings were considered between normalized amplitudes 1.16 and 1.5, which enables us to totally avoid the central absorption. The double-Gaussian method, also used on γ Cas (Smith et al. 2012), correlates the line profile with a function composed of two Gaussians with identical widths (here, 15 km s^{-1}) opposed amplitudes and centres (here, centres were set at $\pm 300 \text{ km s}^{-1}$). Both methods avoid considering the central core, which is often strongly affected by disc variations in Be stars. The results of these RV determinations are provided in Table A1 and shown in Fig. A3.

Table A1. Characteristics of the H α line observed for HD 37202 since Fall 2017.

HJD −2.45e6	EW(H α) (Å)	depth	RV(km s ^{−1})			HJD −2.45e6	EW(H α) (Å)	depth	RV(km s ^{−1})			HJD −2.45e6	EW(H α) (Å)	depth	RV(km s ^{−1})		
			M1	mirror	2G				M1	mirror	2G				M1	mirror	2G
7994.666	−11.4	1.75	15.8	19.7	16.9	8394.557	−7.5	0.65	12.8	10.5	11.3	8887.393	−10.8	1.02	18.8	20.7	20.6
8001.662	−10.7	1.71	13.1	16.7	15.3	8401.580	−8.0	0.68	19.9	21.5	22.9	8888.414	−11.0	1.00	22.9	25.3	26.7
8011.663	−10.4	1.59	13.7	16.2	15.0	8402.606	−8.1	0.68	8.2	11.3	11.4	8893.424	−10.3	0.97	10.6	14.5	16.1
8017.674	−9.6	1.43	13.9	13.6	14.6	8437.445	−8.9	0.78	14.9	24.7	21.6	8901.446	−9.8	0.96	11.9	16.3	17.0
8024.635	−8.5	1.25	15.3	19.7	16.0	8443.469	−9.3	0.79	16.7	26.3	26.5	8904.327	−9.3	0.92	18.1	18.4	20.3
8031.564	−8.5	1.22	16.6	19.1	17.7	8473.408	−9.6	0.67	25.0	33.4	33.3	8922.378	−9.5	0.83	5.2	8.7	10.3
8039.554	−7.3	1.00	18.8	22.7	19.1	8473.693	−10.0	0.65	26.8	32.1	34.9	8927.373	−10.5	0.89	12.2	14.8	15.1
8044.637	−7.3	0.96	18.6	25.0	24.7	8483.687	−9.7	0.75	21.5	26.8	28.3	8933.343	−9.6	0.82	23.4	28.7	30.7
8047.493	−7.1	0.88	22.3	26.7	26.7	8488.687	−9.7	0.73	14.6	23.1	23.8	8936.348	−10.9	0.86	9.9	14.7	16.0
8047.529	−6.9	0.87	19.9	23.7	25.8	8493.429	−10.0	0.86	17.4	22.9	24.8	8937.314	−11.1	0.92	13.4	16.6	16.9
8072.540	−6.6	0.65	9.5	14.8	10.1	8498.416	−10.6	1.01	13.2	17.8	21.7	9121.577	−9.1	0.79	21.7	26.0	27.1
8078.569	−7.3	0.62	10.7	15.3	16.4	8500.774	−10.5	0.97	10.8	16.5	19.3	9153.556	−8.3	0.58	10.1	16.0	16.4
8084.477	−7.5	0.64	11.1	18.0	20.0	8514.336	−10.0	1.14	12.3	14.8	16.1	9177.449	−9.8	0.88	3.3	7.1	6.7
8100.455	−8.0	0.64	10.7	19.4	22.2	8520.295	−11.7	1.26	10.7	10.2	11.5	9178.453	−10.0	0.91	3.9	5.1	7.1
8106.489	−8.2	0.68	13.8	15.0	14.4	8520.398	−12.0	1.29	8.5	9.2	10.1	9181.475	−9.8	0.89	0.6	3.7	5.5
8128.308	−7.7	0.67	2.5	9.2	9.3	8522.784	−11.4	1.24	6.5	7.1	8.2	9182.465	−9.9	0.92	0.7	8.1	4.9
8130.409	−8.9	0.70	−1.0	13.6	13.8	8524.446	−12.2	1.31	12.9	13.2	13.2	9188.412	−9.6	0.78	8.6	12.2	13.2
8132.300	−9.2	0.77	16.2	20.2	22.2	8528.416	−12.1	1.32	18.7	16.5	17.3	9218.495	−10.3	0.86	10.2	15.2	15.7
8132.353	−9.2	0.75	8.5	15.4	17.6	8529.315	−12.4	1.32	16.6	12.7	15.7	9220.482	−10.3	0.88	12.8	17.2	17.2
8137.370	−8.5	0.75	−6.6	7.6	8.8	8538.261	−12.5	1.43	12.1	7.2	10.5	9223.302	−11.2	0.88	5.2	13.1	13.8
8138.542	−8.3	0.71	13.2	18.3	21.8	8540.271	−11.9	1.37	16.3	14.7	16.5	9230.371	−10.7	0.90	6.7	16.0	15.8
8139.413	−9.0	0.73	12.4	19.2	20.8	8541.435	−12.4	1.45	12.1	10.8	12.2	9230.620	−10.1	0.88	13.3	24.2	25.0
8141.447	−8.6	0.74	13.0	16.3	14.9	8542.741	−11.5	1.34	11.9	12.6	13.2	9260.286	−11.7	0.83	14.0	25.4	24.6
8143.319	−9.4	0.76	11.9	18.7	18.8	8551.704	−10.3	1.27	13.6	14.3	14.3	9269.661	−10.5	0.68	9.5	23.1	22.6
8143.470	−9.4	0.73	7.3	17.0	19.9	8559.745	−10.2	1.19	16.2	17.9	17.3	9272.366	−11.2	0.74	12.3	25.6	25.7
8147.444	−9.5	0.75	3.1	17.1	18.9	8564.339	−9.0	1.12	31.3	30.1	30.8	9274.281	−11.1	0.77	14.3	18.6	18.2
8150.385	−9.8	0.82	2.6	17.0	19.9	8564.554	−9.7	1.15	20.6	21.2	20.7	9274.434	−11.1	0.78	14.8	25.4	26.2
8151.515	−9.0	0.74	14.4	24.5	24.6	8567.768	−10.0	1.21	19.1	24.9	26.0	9276.365	−11.3	0.78	9.4	20.0	19.4
8155.309	−9.2	0.76	11.8	18.7	18.4	8568.326	−11.0	1.28	20.8	25.6	25.9	9313.356	−13.4	1.21	2.0	11.2	13.1
8155.466	−8.8	0.74	21.7	26.1	25.5	8572.323	−10.1	1.13	21.0	25.4	25.5	9315.641	−15.0	1.29	6.8	14.1	16.9
8157.378	−9.8	0.77	14.2	22.9	25.3	8578.675	−8.9	1.04	25.6	31.8	31.8	9515.556	−15.8	2.02	25.9	28.8	29.7
8158.534	−9.2	0.75	17.2	23.2	20.8	8581.677	−9.2	1.04	23.0	29.5	30.0	9531.722	−14.9	1.83	27.1	28.5	31.3
8166.316	−9.7	0.91	19.7	28.4	27.8	8583.690	−9.4	1.00	19.6	22.8	24.6	9533.736	−15.4	1.89	22.3	24.4	27.3
8167.310	−10.1	0.93	21.2	33.5	32.6	8584.692	−9.3	0.97	26.2	31.1	31.0	9534.749	−14.7	1.82	24.9	26.6	27.7
8167.453	−9.6	0.84	15.1	24.3	23.1	8586.367	−9.5	1.05	24.3	27.1	26.2	9539.480	−14.8	1.82	26.2	26.5	29.9
8171.387	−10.3	1.02	16.8	26.2	26.3	8586.678	−9.3	1.01	21.7	28.2	29.2	9542.451	−14.4	1.70	23.7	23.2	25.9
8174.497	−9.8	1.07	16.0	28.0	27.9	8595.687	−8.1	0.89	26.1	32.1	34.1	9551.493	−14.2	1.59	26.1	25.4	27.0
8195.579	−10.6	1.43	16.9	29.5	29.9	8755.682	−15.5	2.01	17.9	21.7	24.0	9551.675	−13.5	1.49	22.2	22.1	26.2
8198.320	−10.2	1.42	22.0	31.1	32.0	8764.668	−16.8	2.16	12.8	16.6	16.0	9562.434	−15.0	1.55	16.0	14.4	15.9
8198.359	−10.9	1.44	13.9	26.5	27.3	8783.624	−15.2	2.12	8.6	8.0	8.5	9563.431	−14.3	1.49	16.6	12.9	17.1
8199.303	−10.7	1.44	12.3	24.8	26.5	8808.537	−12.4	1.76	14.0	15.6	16.3	9568.655	−13.4	1.49	16.7	14.5	16.1
8199.394	−10.0	1.36	18.4	26.6	27.4	8820.698	−13.6	1.83	18.9	20.9	20.8	9582.672	−13.7	1.51	13.2	11.3	12.5
8213.646	−10.7	1.39	24.4	26.9	28.7	8836.372	−12.4	1.56	25.2	31.9	33.3	9593.309	−12.1	1.35	16.2	14.1	16.2
8222.368	−10.7	1.30	22.6	29.9	32.3	8838.481	−12.0	1.57	22.1	24.4	25.3	9596.466	−12.6	1.38	20.1	17.0	17.2
8223.323	−10.9	1.29	22.0	26.5	27.3	8845.517	−12.1	1.48	20.5	25.8	26.6	9600.548	−13.1	1.31	17.8	15.3	16.1
8232.338	−10.6	1.27	15.9	24.0	25.9	8848.437	−11.6	1.39	17.0	20.9	22.4	9604.381	−13.1	1.31	15.6	11.1	12.2
8234.605	−9.9	1.23	21.0	21.9	23.4	8855.503	−11.3	1.34	19.6	25.8	27.1	9604.413	−13.7	1.31	17.7	14.7	14.1
8358.681	−7.4	0.80	24.5	29.3	30.8	8864.304	−10.0	1.15	25.2	28.4	28.6	9613.605	−11.3	1.08	16.1	16.6	15.9
8362.668	−7.2	0.78	19.9	27.1	28.3	8867.472	−11.0	1.20	19.9	23.9	23.6	9618.402	−11.9	1.09	19.4	20.5	20.9
8363.581	−7.5	0.78	16.9	18.7	18.0	8868.282	−10.6	1.21	17.3	22.2	23.0	9628.595	−11.7	1.04	24.4	26.3	28.2
8365.641	−6.8	0.72	19.3	18.1	16.6	8872.422	−10.7	1.11	24.2	31.2	31.5	9636.681	−11.5	1.01	21.7	26.8	28.3
8369.601	−6.8	0.71	11.1	20.0	21.4	8884.387	−9.9	0.99	16.4	16.7	16.3	9637.292	−11.3	1.02	10.9	16.7	17.1
8377.608	−7.3	0.71	11.6	19.8	19.0	8886.284	−10.5	1.02	15.3	19.7	22.3	9637.402	−12.2	1.03	16.6	22.6	24.8
8388.695	−7.3	0.66	5.9	8.5	12.8	8886.362	−11.4	1.05	18.7	20.1	21.5	9641.307	−11.6	1.01	19.6	25.8	24.9

Note. EWs were evaluated between -600 km s^{-1} and 600 km s^{-1} ; ‘depth’ corresponds to the normalized amplitude of the lowest point in the central absorption (<1 if below continuum, >1 if above it); RVs were evaluated by three methods (see text): the first order moment (column M1), the mirror method (column mirror), and the double-Gaussian method (column 2G).

A period search using notably a modified Fourier algorithm (see e.g. Nazé et al. 2022a) was applied to the velocities. It yielded a period of $133.3 \pm 1.1 \text{ d}$ for the mirror RVs and $132.5 \pm 1.1 \text{ d}$ for the double-Gaussian RVs. These periods agree with previous determinations but are less precise. We therefore adopted the same period value as Ruždjak et al. (2009): $P = 132.987 \text{ d}$. Orbital solutions were then

calculated for this period. When considering excentric solutions, the best-fitting eccentricity does not appear to be significant: $e = 0.09 \pm 0.07$. Circular solutions are thus favored with parameters: $K = 7.4 \pm 0.8 \text{ km s}^{-1}$, $v_0 = 21.2 \pm 1.1 \text{ km s}^{-1}$, and $T_0 = 2458159.8 \pm 3.0$ (conjunction with the Be primary in front). Those values agree well with the orbital solution of Ruždjak et al. (2009).

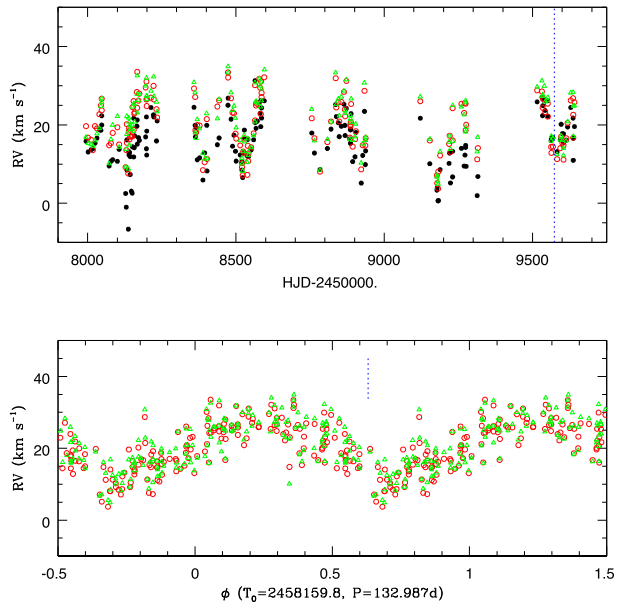


Figure A3. Evolution with time and phase of the RV s of the $H\alpha$ line derived for HD 37202. Black dots correspond to 1st-order moments, red circles to velocities evaluated using the mirror method, and green triangles to velocities from the double-Gaussian method. The time and phase of the *Chandra* observation is marked by a dashed blue line.

This paper has been typeset from a $\text{\TeX}/\text{\LaTeX}$ file prepared by the author.