



HAL
open science

The Astropy Project: Sustaining and Growing a Community-oriented Open-source Project and the Latest Major Release (v5.0) of the Core Package

Adrian M. Price-Whelan, Pey Lian Lim, Nicholas Earl, Nathaniel Starkman, Larry Bradley, David L. Shupe, Aarya A. Patil, Lia Corrales, C. E. Brasseur, Maximilian Nöthe, et al.

► To cite this version:

Adrian M. Price-Whelan, Pey Lian Lim, Nicholas Earl, Nathaniel Starkman, Larry Bradley, et al.. The Astropy Project: Sustaining and Growing a Community-oriented Open-source Project and the Latest Major Release (v5.0) of the Core Package. The Astrophysical Journal, 2022, 935, 10.3847/1538-4357/ac7c74 . insu-03780752

HAL Id: insu-03780752

<https://insu.hal.science/insu-03780752v1>

Submitted on 20 Sep 2022

HAL is a multi-disciplinary open access archive for the deposit and dissemination of scientific research documents, whether they are published or not. The documents may come from teaching and research institutions in France or abroad, or from public or private research centers.






















L'archive ouverte pluridisciplinaire **HAL**, est destinée au dépôt et à la diffusion de documents scientifiques de niveau recherche, publiés ou non, émanant des établissements d'enseignement et de recherche français ou étrangers, des laboratoires publics ou privés.



Distributed under a Creative Commons Attribution 4.0 International License



The Astropy Project: Sustaining and Growing a Community-oriented Open-source Project and the Latest Major Release (v5.0) of the Core Package*

The Astropy Collaboration, Adrian M. Price-Whelan^{1,123} , Pey Lian Lim² , Nicholas Earl³ , Nathaniel Starkman⁴ ,
Larry Bradley² , David L. Shupe⁵ , Aarya A. Patil^{4,6} , Lia Corrales⁷ , C. E. Brasseur⁸ , Maximilian Nöthe⁹ ,
Axel Donath¹⁰ , Erik Tollerud^{2,123} , Brett M. Morris¹¹ , Adam Ginsburg¹² , Eero Vaher¹³ , Benjamin A. Weaver¹⁴,
James Tocknell^{15,16,17} , William Jamieson² , Marten H. van Kerkwijk⁴ , Thomas P. Robitaille¹⁸ , Bruce Merry¹⁹,
Matteo Bachetti²⁰ , H. Moritz Günther^{21,123} ,

Paper Authors,

and

Thomas L. Aldcroft¹⁰, Jaime A. Alvarado-Montes^{15,16} , Anne M. Archibald²² , Attila Bódi^{23,24} , Shreyas Bapat²⁵ ,
Geert Barentsen²⁶ , Juanjo Bazán²⁷ , Manish Biswas²⁸, Médéric Boquien²⁹ , D. J. Burke¹⁰ , Daria Cara³⁰ , Mihai Cara² ,
Kyle E Conroy² , Simon Conseil³¹ , Matthew W. Craig^{32,123} , Robert M. Cross³³ , Kelle L. Cruz^{34,35,36,123} ,
Francesco D'Eugenio³⁷ , Nadia Dencheva² , Hadrien A. R. Devillepoix³⁸ , Jörg P. Dietrich³⁹ , Arthur Davis Eigenbrot⁴⁰ ,
Thomas Erben⁴¹, Leonardo Ferreira⁴² , Daniel Foreman-Mackey¹ , Ryan Fox³³, Nabil Freij^{26,43} , Suyog Garg^{44,45} ,
Robel Geda⁴⁶ , Lauren Glattry⁴⁷, Yash Gondhalekar⁴⁸ , Karl D. Gordon² , David Grant^{49,50} , Perry Greenfield² ,
Austen M. Groener⁵¹ , Steve Guest⁵², Sebastian Gurovich⁵³ , Rasmus Handberg⁵⁴ , Akeem Hart³³ , Zac Hatfield-Dodds⁵⁵ ,
Derek Homeier^{18,56} , Griffin Hosseinzadeh⁵⁷ , Tim Jenness⁵⁸ , Craig K. Jones⁵⁹ , Prajwel Joseph^{60,61} ,
J. Bryce Kalmbach⁶² , Emir Karamahmetoglu⁶³ , Mikołaj Kałużnyński^{64,65} , Michael S. P. Kelley⁶⁶ , Nicholas Kern⁶⁷ ,
Wolfgang E. Kerzendorf⁶⁸ , Eric W. Koch¹⁰ , Shankar Kulamani⁶⁹ , Antony Lee⁷⁰ , Chun Ly⁵⁷ , Zhiyuan Ma⁷¹ ,
Conor MacBride⁷² , Jakob M. Maljaars⁷³ , Demetri Muna⁷⁴ , N. A. Murphy¹⁰ , Henrik Norman⁷⁵ , Richard O'Steen² ,
Kyle A. Oman^{76,77} , Camilla Pacifici² , Sergio Pascual^{78,79} , J. Pascual-Granado⁸⁰ , Rohit R. Patil⁸¹ , Gabriel I Perren⁸² ,
Timothy E. Pickering⁸³ , Tanuj Rastogi³³, Benjamin R. Roulston^{10,84} , Daniel F Ryan^{85,86} , Eli S. Rykoff⁸⁷ ,
Jose Sabater⁸⁸ , Parikshit Sakurikar⁸⁹ , Jesús Salgado⁹⁰ , Aniket Sanghi⁹¹ , Nicholas Saunders^{92,93,124} ,
Volodymyr Savchenko^{94,95} , Ludwig Schwardt¹⁹ , Michael Seifert-Eckert³³, Albert Y. Shih⁹⁶ , Anany Shrey Jain³³,
Gyanendra Shukla⁹⁷ , Jonathan Sick⁹⁸ , Chris Simpson⁹⁹ , Sudheesh Singanamalla¹⁰⁰ , Leo P. Singer¹⁰¹ ,
Jaladh Singhal¹²² , Manodeep Sinha^{102,103} , Brigitta M. Sipőcz⁵ , Lee R. Spitler^{15,16,17} , David Stansby¹⁰⁴ ,
Ole Streicher¹⁰⁵ , Jani Šumak³³, John D. Swinbank¹⁰⁶ , Dan S. Taranu⁴⁶ , Nikita Tewary¹⁰⁷, Grant R. Tremblay¹⁰ ,
Miguel de Val-Borro¹⁰⁸ , Samuel J. Van Kooten¹⁰⁹ , Zlatan Vasović¹¹⁰, Shreshth Verma¹¹¹ ,
José Vinícius de Miranda Cardoso¹¹² , Peter K. G. Williams^{10,113} , Tom J. Wilson^{2,114} , Benjamin Winkel¹¹⁵ ,
W. M. Wood-Vasey¹¹⁶ , Rui Xue¹¹⁷ , Peter Yoachim¹¹⁸ , Chen Zhang¹¹⁹ , and Andrea Zonca¹²⁰ 

Astropy Project Contributors

¹ Center for Computational Astrophysics, Flatiron Institute, 162 5th Avenue, New York, NY 10010, USA; coordinators@astropy.org

² Space Telescope Science Institute, 3700 San Martin Drive, Baltimore, MD 21218, USA

³ Department of Astronomy, University of Illinois at Urbana-Champaign, 1002 W. Green Street, Urbana, IL 61801 USA

⁴ David A. Dunlap Department of Astronomy & Astrophysics, University of Toronto, 50 St. George Street, Toronto ON M5S 3H4, Canada

⁵ IPAC, MC 100-22, Caltech, 1200 E. California Boulevard, Pasadena, CA 91125, USA

⁶ Dunlap Institute for Astronomy & Astrophysics, University of Toronto, 50 St George Street, Toronto, ON M5S 3H4, Canada

⁷ University of Michigan, Department of Astronomy, 1085 S. University Avenue, Ann Arbor MI 48109, USA

⁸ School of Physics and Astronomy, University of St Andrews, North Haugh, Street, Andrews KY16 9SS, UK

⁹ Astroparticle Physics, TU Dortmund, Otto-Hahn-Straße 4a, D-44227 Dortmund, Germany

¹⁰ Harvard-Smithsonian Center for Astrophysics, 60 Garden Street, Cambridge, MA, 02138, USA

¹¹ Center for Space and Habitability, University of Bern, Gesellschaftsstrasse 6, 3012 Bern, Switzerland

¹² Department of Astronomy, University of Florida, P.O. Box 112055, Gainesville, FL, USA

¹³ Lund Observatory, Department of Astronomy and Theoretical Physics, Lund University, Box 43, SE-22100 Lund, Sweden

¹⁴ NSF's National Optical-Infrared Astronomy Research Laboratory, 950 North Cherry Avenue, Tucson, AZ 85719, USA

¹⁵ School of Mathematical and Physical Sciences, Macquarie University, Sydney, NSW 2109, Australia

¹⁶ Astronomy, Astrophysics and Astrophotonics Research Centre, Macquarie University, Sydney, NSW 2109, Australia

¹⁷ Australian Astronomical Optics, Macquarie University, Sydney, NSW 2109, Australia

¹⁸ Aperio Software Ltd., Insight House, Riverside Business Park, Stoney Common Road, Stansted, Essex, CM24 8PL, UK

¹⁹ South African Radio Astronomy Observatory, 2 Fir Street, Black River Park, Observatory 7925, South Africa

²⁰ Istituto Nazionale di Astrofisica/Osservatorio Astronomico di Cagliari, via della Scienza 5, I-09047 Selargius (CA), Italy

²¹ MIT Kavli Institute for Astrophysics and Space Research, 77 Massachusetts Avenue, Cambridge, MA 02139, USA

²² Newcastle University, Newcastle upon Tyne NE1 7RU UK

²³ Konkoly Observatory, Research Centre for Astronomy and Earth Sciences (ELKH), H-1121 Budapest, Konkoly Thege Miklós út 15-17, Hungary

²⁴ MTA CSFK Lendület Near-Field Cosmology Research Group, Budapest, Hungary

²⁵ School of Computing and Electrical Engineering, Indian Institute of Technology Mandi, Kamand, Mandi (H.P.), 175005, India

²⁶ Bay Area Environmental Research Institute, P.O. Box 25, Moffett Field, CA 94035, USA

²⁷ CIEMAT Astroparticle Physics, Madrid, Spain

²⁸ Savitribai Phule Pune University, Pune, Maharashtra, India

²⁹ Centro de Astronomía (CITEVA), Universidad de Antofagasta, Avenida Angamos 601, Antofagasta, Chile

³⁰ Wake Forest University, 1834 Wake Forest Road, Winston-Salem, NC, 27109, USA

- ³¹ Aix Marseille University, CNRS, CNES, LAM, Marseille, France
- ³² Department of Physics and Astronomy, Minnesota State University Moorhead, Moorhead, MN 56563, USA
- ³³ Independent Astropy Contributor
- ³⁴ Hunter College, Physics and Astronomy, 695 Park Avenue, New York, NY 10065, USA
- ³⁵ American Museum of Natural History, Department of Astrophysics, Central Park West at 79th Street, New York, NY 10024, USA
- ³⁶ Flatiron Institute, 162 Fifth Avenue, New York, NY 10010, USA
- ³⁷ Cavendish Laboratory and Kavli Institute for Cosmology, University of Cambridge, Madingley Rise, Cambridge, CB3 0HA, UK
- ³⁸ School of Earth and Planetary Sciences, Curtin University, Perth WA 6845, Australia
- ³⁹ Universitäts-Sternwarte München, Scheinerstr, 181679 München, Germany
- ⁴⁰ National Solar Observatory, 3665 Discovery Drive, Boulder CO, 80303, USA
- ⁴¹ Argelander-Institut für Astronomie (University of Bonn), Auf dem Hügel 71, D-53121 Bonn, Germany
- ⁴² Centre for Astronomy and Particle Physics, University of Nottingham, Nottingham, UK
- ⁴³ Lockheed Martin Solar & Astrophysics Laboratory, Org. A021S, Bldg. 252, 3251 Hanover Street, Palo Alto, CA 94304, USA
- ⁴⁴ Department of Physics, The University of Tokyo, Bunkyo-ku, Tokyo 113-0033, Japan
- ⁴⁵ Institute of Cosmic Ray Research, The University of Tokyo, Kashiwa City, Chiba 277-8582, Japan
- ⁴⁶ Department of Astrophysical Sciences, 4 Ivy Lane, Princeton University, Princeton, NJ 08544, USA
- ⁴⁷ ScienceBetter Consulting, LLC, 4 West 101st Street, No. 29, New York, NY 10025, USA
- ⁴⁸ BITS Pilani/Computer Science, Sancoale, Goa 403726, India
- ⁴⁹ University of Oxford, Department of Physics, Keble Road, Oxford, OX1 3RH, UK
- ⁵⁰ University of Bristol, HH Wills Physics Laboratory, Tyndall Avenue, Bristol, BS8 1TL, UK
- ⁵¹ Drexel University, Department of Physics, 816 Disque Hall 32 S. 32nd Street, Philadelphia, PA 19104, USA
- ⁵² RAL Space, STFC Rutherford Appleton Laboratory, Harwell, Didcot OX11 0QX, UK
- ⁵³ Instituto de Astronomía Teórica y Experimental–Observatorio Astronómico Córdoba (IATE-OAC-UNC-CONICET), Córdoba, Argentina
- ⁵⁴ Stellar Astrophysics Centre, Department of Physics and Astronomy, Aarhus University, Ny Munkegade 120, DK-8000 Aarhus C, Denmark
- ⁵⁵ Australian National University, Canberra, Australia
- ⁵⁶ Förderkreis Planetarium Göttingen, Göttingen, Germany
- ⁵⁷ Steward Observatory, University of Arizona, 933 North Cherry Avenue, Tucson, AZ 85721-0065, USA
- ⁵⁸ Vera C. Rubin Observatory, University of Arizona, 950 N. Cherry Avenue, Tucson, AZ 85719, USA
- ⁵⁹ The Malone Center for Healthcare in Engineering, Johns Hopkins University, Baltimore, MD 21218-2608, USA
- ⁶⁰ Indian Institute of Astrophysics, Bangalore 560034, India
- ⁶¹ Department of Physics, CHRIST (Deemed to be University), Bangalore 560029, India
- ⁶² DIRAC Institute, Department of Astronomy, University of Washington, Box 351580, Seattle, WA 98195, USA
- ⁶³ Aarhus University, Department of Physics and Astronomy, Ny Munkegade 120, DK-8000 Aarhus C, Denmark
- ⁶⁴ Nicolaus Copernicus Astronomical Center, Polish Academy of Sciences, Bartycka 18, 00-716 Warsaw, Poland
- ⁶⁵ AkondLab, Walbrzyska 6-8, Wroclaw, Poland
- ⁶⁶ Department of Astronomy, University of Maryland, 4296 Stadium Drive, College Park, MD 20742-0001, USA
- ⁶⁷ Massachusetts Institute of Technology, Department of Physics, 182 Memorial Dr, Cambridge, MA 02139, USA
- ⁶⁸ Department of Physics & Astronomy/Computational Mathematics, Science, and Engineering, Michigan State University, East Lansing, MI 48824, USA
- ⁶⁹ Johns Hopkins University, Applied Physics Laboratory, Laurel, MD, USA
- ⁷⁰ Laboratoire Photonique, Numérique et Nanosciences UMR 5298, Université de Bordeaux, Institut d’Optique, CNRS, F-33400 Talence, France
- ⁷¹ Department of Astronomy, University of Massachusetts Amherst, 710 North Pleasant Street, Amherst, MA 01003, USA
- ⁷² Astrophysics Research Centre, School of Mathematics and Physics, Queen’s University Belfast, Belfast, BT7 1NN, UK
- ⁷³ Science & Technology Corporation, Delft, The Netherlands
- ⁷⁴ Department of Physics and Astronomy, University of Texas at San Antonio, San Antonio, TX 78249 USA
- ⁷⁵ Winter Way, Lerum, Sweden
- ⁷⁶ Institute for Computational Cosmology, Durham University, South Road, Durham DH1 3LE, UK
- ⁷⁷ Department of Physics, Durham University, South Road, Durham DH1 3LE, UK
- ⁷⁸ Departamento de Física de la Tierra y Astrofísica, Fac. CC. Físicas, Universidad Complutense de Madrid, E-28040, Madrid, Spain
- ⁷⁹ Instituto de Física de Partículas y del Cosmos, IPARCOS, Fac. CC. Físicas, Universidad Complutense de Madrid, E-28040, Madrid, Spain
- ⁸⁰ Instituto de Astrofísica de Andalucía (CSIC), Glorieta de la Astronomía s/n. E-18008, Granada, Spain
- ⁸¹ Syracuse University, Syracuse, NY, USA
- ⁸² Instituto de Astrofísica de La Plata, IALP (CONICET-UNLP), 1900 La Plata, Argentina
- ⁸³ MMT Observatory, Tucson, AZ, USA
- ⁸⁴ Department of Astronomy, Boston University, 725 Commonwealth Avenue, Boston, MA 02215, USA
- ⁸⁵ University of Applied Sciences and Arts Northwest Switzerland, Bahnhofstrasse 6, 5210 Windisch, Switzerland
- ⁸⁶ American University, 4400 Massachusetts Avenue, NW Washington, DC 20016, USA
- ⁸⁷ SLAC National Accelerator Laboratory, Menlo Park, CA 94025, USA
- ⁸⁸ STFC UK Astronomy Technology Centre, Royal Observatory, Blackford Hill, Edinburgh, EH9 3HJ, UK
- ⁸⁹ International Institute of Information Technology, Hyderabad, India
- ⁹⁰ SKAO Observatory, Jodrell Bank, Cheshire, UK
- ⁹¹ Department of Astronomy, The University of Texas at Austin, 2515 Speedway, C1400, Austin, TX 78712, USA
- ⁹² Institute for Astronomy, University of Hawai’i at Mānoa, 2680 Woodlawn Drive, Honolulu, HI 96822, USA
- ⁹³ American Museum of Natural History, 200 Central Park West, Manhattan, NY 10024, USA
- ⁹⁴ Department of Astronomy, University of Geneva, Chemin d’Écogia, 16 CH-1290 Versoix, Switzerland
- ⁹⁵ EPFL SCITAS, Station 9, CH-1015 Lausanne, Switzerland
- ⁹⁶ NASA Goddard Space Flight Center, 8800 Greenbelt Road, Greenbelt, MD 20771, USA
- ⁹⁷ Maulana Azad National Institute of Technology, Bhopal, India
- ⁹⁸ J. Sick Codes Inc., Penetanguishene ON Canada
- ⁹⁹ Gemini Observatory–NOIRLab, 670 N. A’ohoku Place, Hilo HI 96720, USA
- ¹⁰⁰ Paul G. Allen School of Computer Science and Engineering, University of Washington, Seattle, WA, USA
- ¹⁰¹ Astroparticle Physics Laboratory, NASA Goddard Space Flight Center, Code 661, Greenbelt, MD 20771, USA
- ¹⁰² Centre for Astrophysics & Supercomputing, Swinburne University of Technology, Hawthorn, VIC 3122, Australia
- ¹⁰³ ARC Centre of Excellence for All Sky Astrophysics in 3 Dimensions (ASTRO 3D)
- ¹⁰⁴ Mullard Space Science Laboratory, University College London, Holmbury Street, Mary, Surrey, RH5 6NT, UK
- ¹⁰⁵ Leibniz Institute for Astrophysics Potsdam, An der Sternwarte 16, 14482 Potsdam, Germany
- ¹⁰⁶ ASTRON, Oude Hoogeveensedijk 4, 7991 PD Dwingeloo, The Netherlands

- ¹⁰⁷ Bharati Vidyapeeth's College of Engineering/ Electronics and Communication, Department, A-4 Block, Baba Ramdev Marg, Shiva Enclave, Paschim Vihar, New Delhi, 110063, India
- ¹⁰⁸ Planetary Science Institute, 1700 East Fort Lowell, Tucson, AZ 85719, USA
- ¹⁰⁹ Southwest Research Institute, 1050 Walnut Street, Ste 300, Boulder CO 80302, USA
- ¹¹⁰ Faculty of Physics, University of Belgrade, Studentski trg 12-16, Belgrade, Serbia
- ¹¹¹ Atal Bihari Vajpayee Indian Institute of Information Technology and Management, Gwalior, MP, India
- ¹¹² The Hong Kong University of Science and Technology, Department of Electronic and Computer Engineering, Hong Kong SAR People's Republic of China
- ¹¹³ American Astronomical Society, 1667 K Street, NW Suite 800, Washington, DC 20006, USA
- ¹¹⁴ School of Physics, University of Exeter, Stocker Road, Exeter, EX4 4QL, UK
- ¹¹⁵ Max-Planck-Institut für Radioastronomie, Auf dem Hügel 69, D-53121 Bonn, Germany
- ¹¹⁶ Pittsburgh Particle Physics, Astrophysics, and Cosmology Center (PITT PACC), Physics and Astronomy Department, University of Pittsburgh, Pittsburgh, PA 15260, USA
- ¹¹⁷ National Radio Astronomy Observatory, 520 Edgemont Road, Charlottesville, VA 22903, USA
- ¹¹⁸ Department of Astronomy, University of Washington, Seattle, WA 98195, USA
- ¹¹⁹ Purple Mountain Observatory, CAS, Qixia District, Nanjing 210023, People's Republic of China
- ¹²⁰ San Diego Supercomputer Center, University of California San Diego, 9500 Gilman Drive, La Jolla, CA 92093, USA

Received 2022 April 22; accepted 2022 June 6; published 2022 August 24

Abstract

The Astropy Project supports and fosters the development of open-source and openly developed Python packages that provide commonly needed functionality to the astronomical community. A key element of the Astropy Project is the core package `astropy`, which serves as the foundation for more specialized projects and packages. In this article, we summarize key features in the core package as of the recent major release, version 5.0, and provide major updates on the Project. We then discuss supporting a broader ecosystem of interoperable packages, including connections with several astronomical observatories and missions. We also revisit the future outlook of the Astropy Project and the current status of Learn Astropy. We conclude by raising and discussing the current and future challenges facing the Project.

Unified Astronomy Thesaurus concepts: [Astronomy software \(1855\)](#); [Open source software \(1866\)](#); [Astronomy data analysis \(1858\)](#)

1. Introduction

The Python programming language is a high-level, interpreted (as opposed to compiled) programming language that has become an industry standard across many computational domains, technological sectors, and fields of research. This recent and rapid adoption of Python stems from the fact that it enables scalable, time- and energy-efficient code execution (e.g., Augier et al. 2021) with a focus on code readability, ease of use, and interoperability with other languages. Over the last decade, Python has grown enormously in popularity to become a dominant programming language, especially in the astronomical and broader scientific communities. For example, Figure 1 shows the number of yearly full-text mentions of Python as compared to a selection of other programming languages in refereed articles in the astronomical literature, demonstrating its nearly exponential growth in popularity. The adoption of Python by astronomy researchers, students, observatories, and technical staff combined with an associated increase in awareness and interest in open-source software tools is contributing to a paradigm shift in the way

research is done, data is analyzed, and results are shared in astronomy and beyond.

One of the factors that has led to its rapid ascent in popularity in scientific contexts is the combination of volunteer-driven and professionally supported effort behind developing community-oriented open-source software tools and fostering communities of users and developers that have grown around these efforts. Today, a broad and feature-diverse *ecosystem* of packages exists in the Python scientific computing landscape: roughly ordered from general use to domain specific, this landscape now includes packages that provide core numerical analysis functionality like `numpy` Harris et al. (2020) and `scipy` Virtanen et al. (2020), visualization frameworks like `matplotlib` (Hunter 2007), machine-learning and data analysis packages like `tensorflow` (Abadi et al. 2015), `pymc3` (Salvatier et al. 2016), and `emcee` (Foreman-Mackey et al. 2013), domain-specific libraries like `yt` (Turk et al. 2011), `plasmpy` (PlasmaPy Community et al. 2021), `sunpy` (SunPy Community et al. 2020), `Biopython` (Cock et al. 2009), and `sympy` (Meurer et al. 2017), to name a few in each category. The `astropy` (Astropy Collaboration et al. 2013, 2018) core package began in this vein, as an effort to consolidate the development of commonly used functionality needed to perform astronomical research into a community-developed Python package.

The `astropy` core package was one of the first large, open-source Python packages developed for astronomy and provides, among other things, software functionality for reading and writing astronomy-specific data formats (e.g., FITS), transforming and representing astronomical coordinates, and representing and propagating physical units in code. An early description of the core functionality in `astropy` can be found in the first Astropy paper Astropy Collaboration et al. (2013) or in detail in the [core package documentation](#). The code base in the `astropy` core package is now largely stable, in that the software interface does

¹²² TARDIS Collaboration.

¹²³ Astropy Coordination Committee.

¹²⁴ NSF Graduate Research Fellow.

* The author list has two parts: the authors that made significant contributions to the writing and/or coordination of the paper (in order of contribution), followed by maintainers of and contributors to the Astropy Project (in alphabetical order). The position in the author list does not correspond to contributions to the Astropy Project as a whole. A more complete list of contributors to the core package can be found in the [package repository](#), and at the [Astropy team webpage](#).



Original content from this work may be used under the terms of the [Creative Commons Attribution 4.0 licence](#). Any further distribution of this work must maintain attribution to the author(s) and the title of the work, journal citation and DOI.

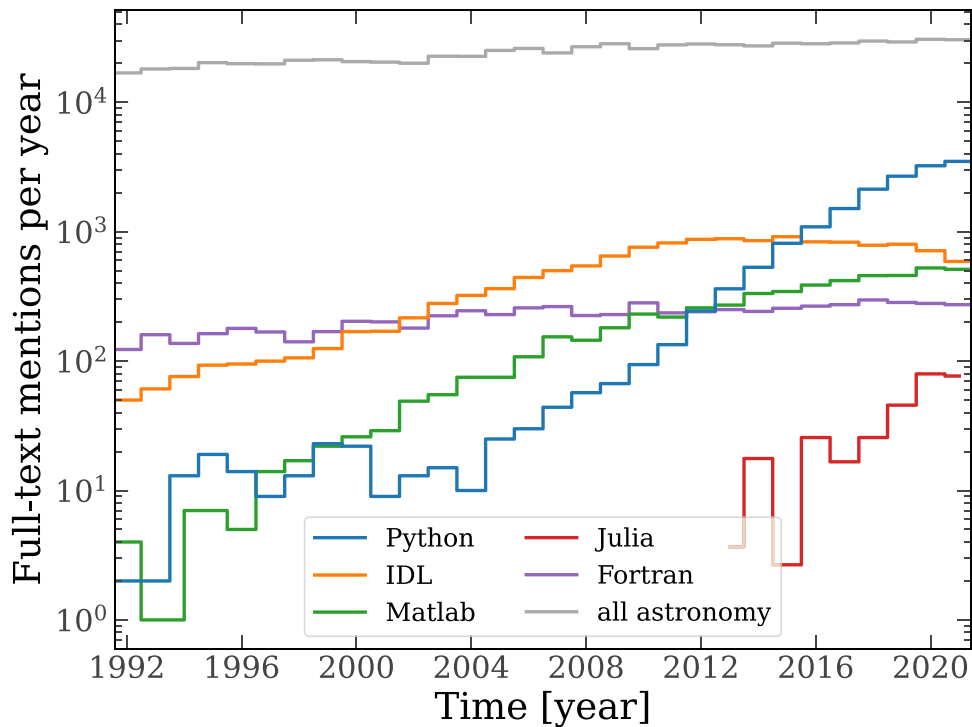


Figure 1. Yearly full-text mentions of programming languages (indicated in the figure legend) in refereed publications in the astronomical literature database in the Astrophysics Data System (ADS). Python has rapidly become the dominant programming language mentioned in refereed articles over the last 10 years.

not change without sufficient and significant motivation, and the addition of new features into the core package has slowed as compared to the first years of its development. This is largely driven by the fact that the core package now represents just one piece of the broader astronomy Python context, and new feature development is now happening in more specialized packages that are expanding the capabilities of the Astropy ecosystem by building on top of the foundations laid by the `astropy` core package. Because of this natural expansion, the name Astropy has grown in scope beyond a single Python library to become “the Astropy Project.”

The Astropy Project is a community effort that represents the union of the `astropy` core package, the ecosystem of astronomy-specific software tools that are interoperable with `astropy` (Astropy Coordinated and Affiliated Packages), and the community of users, developers, and maintainers that participate in Astropy efforts. However, there is no single institution responsible for managing the Astropy Project, for funding or maintaining its development, or sustaining it into the future: The Project is maintained and coordinated by both volunteers and contributors who are primarily paid for other reasons (i.e., Astropy work is just a means to an end). While new Astropy-affiliated packages are being developed that expand upon the core functionality in the `astropy` package, representing a natural expansion of the Astropy Project ecosystem, the needs and challenges faced by the Project are evolving. In particular, fostering the development of the community and its expansion has been an additional key goal of the Astropy Project over the last several years.

In this article, we briefly describe recent key updates in the `astropy` core package since the last Astropy paper (Paper II; Astropy Collaboration et al. 2018), major updates in the governance, contributor base, and funding of the Project, and

discuss some of the future plans and challenges faced by the Astropy Project.

2. Major Updates to the Astropy Core Package

2.1. New Long-term Support Version: v5.0

Major versions of the core package—that is, versions that add and/or modify functionality—are released approximately every 6 months, and are then maintained with releases that fix issues until the next major version is released. However, every 2 years a major release is designated as a long-term support (LTS) release, which continues to be maintained for at least 2 years Tollerud (2013). The motivation for LTS releases is to provide longer-term stable versions of `astropy` that users who require a high level of stability can make use of if they do not always need the latest features (this includes but is not limited to telescope operations and data reduction pipelines). The v5.0 release of the core package, replacing v4.0, was designated as LTS at the end of 2021; it will be maintained until the end of 2023.

2.2. Highlighted Feature Development

The `astropy` core package is mature and stable, in that many features have been part of the core package for years with purposefully few changes to the software interface. This maturity and stability allow for the broader astronomy Python community to rely upon the `astropy` core package and build specialized packages within the Astropy ecosystem. Even many non-astronomical Python libraries have come to rely on `astropy`. The relationship between Astropy and the broader Python community is reciprocal, with the evolving needs of the community and the maturation of the broader scientific Python ecosystem driving much of the development of the `astropy` core package.

Within `astropy`, development may be roughly split into several categories: new features, intra- and inter-package interoperability, improvements to numerical precision, accuracy, and reproducibility, performance and documentation enhancements, and bug fixes. We discuss some of these in the subsections below.

Additionally, some features have been moved from the core package, either because they are of more general use outside of `astropy`, or because they are too specialized and belong in an Astropy-affiliated package. An example of the former is the copy of the IAU Standards Of Fundamental Astronomy (SOFA) software Collection¹²⁵ Hohenkerk (2011) that Astropy carried, as well as the associated Python wrappers. Since this is basic infrastructure, with a release cycle set by SOFA, it made more sense to create separate packages that serve as `astropy` dependencies: `ERFA` Tollerud et al. (2021) and `PyERFA` (van Kerkwijk et al. 2021b). An example of something that was too specialized was a Virtual Observatory subpackage; the Simple Application Message Protocol (`astropy.samp`) is kept in the core package for now, but other parts more properly belonged in `astroquery` (see Section 4.3).

2.2.1. New and Planned Features

New features present a particular difficulty for a mature package such as `astropy` because it is challenging to know a priori what the best interface will be, and hard to address all possible use cases in one round of development, even within `astropy` itself. New features come in various forms, from new submodules providing wholly new capabilities to larger additions to existing submodules, to large rewrites of the interface of modules. This range is spanned by five main new features that entered the `astropy` core since the previous summary (Paper II). In our descriptions of each, we include how we hope the new feature will evolve. Ultimately, in a user-driven project like Astropy, development depends primarily on the priorities of contributors.

Uncertainties and Distributions—In scientific analysis, measurement values with units and uncertainties are essential. `astropy.units` provides the ability to associate numbers with units, and propagate these correctly, using the `Quantity` class. However, the ability to associate and propagate uncertainties is relatively limited: in `astropy.nddata`, there are options to associate errors with data arrays, but covariances are not tracked.

Error propagation is difficult, and often is best approximated using Monte Carlo methods. The new `astropy.uncertainties1` subpackage is our first step toward enabling seamless error propagation. The package allows one to generate, for each variable, randomly drawn samples in a `Distribution`, and then propagate these by passing them through the normal analysis, producing a `Distribution` of final results that can be inspected. This `Distribution` can be any type of array, including a `Quantity`. The goal is to ensure `Distribution` can be seamlessly used to instantiate other `astropy` classes as well, such as `SkyCoord`, `Time`, and `Cosmology`.

A plan for future development of `astropy.uncertainties1` is to support error propagation: tracking covariances for the case that uncertainties are normally distributed rather than approximated by Monte Carlo means. One implementation problem to be solved is when to *stop* tracking covariances.

For instance, a simple operation such as subtracting the mean from N data points implies that all data points are now covariant with each other, i.e., one has to carry $N \times N$ covariances. For a large image, that becomes unnecessary and computationally expensive.

Masked Quantities—It can be useful to mask bad data, either by marking bad data values with a flag or by replacing them with a special value, e.g., “Not a Number” (NaN). In `astropy`, both approaches are used: a flag for masked columns in `Table`, mask flags and bitmaps for N -dimensional data in `astropy.nddata`, and replacing elements with NaN in `Time`. However, masked `Quantity` support is currently very limited, hindering the usage of masks in a `QTable` (in which `Quantity` is used for all columns with units).

Furthermore, the `MaskedArray` class from `numpy` only works well with plain data arrays, hiding other metadata and attributes, for example, the `unit` of a `Quantity`. Consequently, a new `Masked` class was designed, based on a framework very similar to that of `Distribution`, making it easy to create masked instances of other classes. In particular, `Masked` can be used to create masked quantities for `QTable`, enabling I/O of masked data from different file types.

The masked quantities work largely without any changes in higher-level objects such as `SkyCoord`, but more work is needed to better integrate it with the rest of `astropy`, e.g., using masked arrays in `Time` instead of NaN.

Time Series—From sampling a continuous variable at fixed times to counting events binned into time windows, many different areas of astrophysics require the manipulation of time series. The new `astropy.timeseries` subpackage extends the `QTable` class to support tables of data as a function of time, where the data can either represent samples or averages over particular time bins. The new classes offer a number of special methods to manipulate time series (e.g., folding and resampling) and to read different data formats (e.g., Kepler light curves).

Also part of `astropy.timeseries` are common analysis routines, including `Lomb-Scargle` and `box-least-squares` periodograms.

Spectral Coordinates—Measurements are often taken at specific *spectral coordinates*, be they frequencies, wavelengths, or photon energies. `Quantity` can represent these and convert between them via dedicated equivalencies. The new `SpectralCoord` builds on `Quantity` by providing a more straightforward interface: baking in these equivalencies and those for Doppler velocities. Furthermore, `SpectralCoord` can be made aware of the observer and target reference frames, allowing transformation from telescope-centric (or topocentric) frames to barycentric or local standard of rest (LSRK and LSRD) velocity frames.

A High-level Interface to World Coordinate Systems—Astronomical data are often provided alongside information about the correspondence between *real-world* and pixel coordinates. This mapping is the essence of the World Coordinate System (WCS) concept. From its inception, the `astropy.wcs` subpackage allowed access to WCS information provided in, e.g., FITS files, but it became clear that other WCS standards and representations had to be supported for new missions and observatories (e.g., JWST and the Rubin Observatory). To harmonize these needs, a new high-level interface was created based on a formal design first proposed in an Astropy Proposal for Enhancement (APE 14). The hope is that by having a formal design, other packages implementing WCS objects can straightforwardly modify their classes to conform to the new interface or build thin wrappers that

¹²⁵ <http://www.iausofa.org>

conform. The implementation in `astropy.wcs` interacts well with other `astropy` objects such as `SkyCoord` and `Time`. Future work includes better integration of this interface with the rest of the Project.

2.2.2. Interoperability

Because Astropy is modular and situated at the nexus between scientific computing and astronomy, interoperability is an important focus for Astropy, both within the various `astropy` subpackages and with other Python libraries. We aim for a seamless user experience, where different code blocks would *just work* when put together. Here, we describe a few particular efforts toward this goal.

numpy on Units—`Quantity` is a backbone of Astropy, leveraging the power of `numpy` and adding units. Previously, many `numpy` functions would strip a `Quantity` of its units (or fail outright), limiting `Quantity`'s potential. Now, advances in `numpy` function overloading (e.g., NEP 18) mean `Quantity` works with almost all `numpy` (v1.17+) functions.

In the remaining gaps, the `numpy` and `Quantity` interoperability efforts are ongoing. For some functions, such as in `numpy`'s `s` module for manipulating structured arrays, compatibility only requires extending the existing `numpy-astropy` bridge frameworks. Community interest, in the form of a Feature Request (or better yet Pull Request) would be sufficient to see this compatibility completed. For a few remaining functions, discussed further in the [Astropy documentation](#), the `numpy` framework does not yet allow for full interoperability with Astropy. A goal of Astropy and the scientific Python community is to enhance and implement the frameworks, allowing `Quantity` to propagate units seamlessly across the whole ecosystem of `numpy`-like projects.

astropy on Units—Units were also integrated further within `astropy`. For an already-defined unit-less `Model`, e.g., those imported from another library, `astropy.modeling` can now coerce units. A new module—`astropy.cosmology.units` has been added to the cosmology subpackage for defining and collecting cosmological units and equivalencies. `astropy.cosmology.units` has a unit and equivalencies for `littleh`, and a new unit, `redshift`, for factors of cosmological redshift. `redshift` has a number of equivalencies for converting between cosmological distance measures, e.g., cosmic microwave background temperature or comoving distance.

Table Column Types—Within `astropy` and Python, there are numerous different ways to represent and store array-valued data. Some differences are historical: `astropy.table` and `io.fits.BinTableHDU` are both for holding tabular data but the latter was developed for and remains largely specific to FITS. Some differences are computational: `numpy`, `cupy`, and `dask` arrays have almost identical APIs, but are optimized for different use cases. Lastly, some differences are inherent: `Quantity`, `Time`, and `SkyCoord` represent fundamentally different types of objects.

`astropy.table` is `astropy`'s most general container for array-valued data. Rather than requiring component data to be converted to a `table.Column`, a well-defined protocol has been developed for any array-valued data to be used in a `astropy.table`, without having to convert the data. The protocol for mixing column types, which `astropy` terms “mixin” columns, provides the same familiar table API, yet loses none of the object's data or attributes. Note that mixin here is not implemented in the commonly used Python scheme of multiple inheritance. Rather, it is a composition protocol that makes

it possible to store Astropy native objects—including `Time`, `Quantity`, and `SkyCoord`—within a `Table` and write these to various file formats, such as FITS. For objects not already covered by the `astropy` mixin protocol, functions can be registered with `Table` to enable interoperability. As an example, `astropy` already implements these mixin functions to integrate `dask` arrays with `Table`, allowing cloud-stored or cluster-scale data to be used as a column in a `Table`.

Astropy FITS in Time—The FITS standard was extended to rigorously describe time coordinates in the WCS framework (Rots et al. 2015). Compared to other types of coordinates in WCS, time requires more metadata: format, scale, position, reference, etc. This metadata had to be manually specified and the nuances understood by the user. `astropy.fits` could read this data as a standard `Column`, but would not interpret the time-related metadata and attributes. Through the support of the [Google Summer of Code 2017](#) program,¹²⁶ the `astropy.fits` package now interprets time data correctly, using `Time` as a column. For backward compatibility, this feature may be turned off.

Persistent Storage—Astropy's efforts to increase support for column types in a table are mirrored by efforts to expand storage format options. New formats have been added, and existing formats updated to support more column types.

Astropy now supports reading and writing tables in the American Astronomical Society Journals' machine-readable table (MRT) format. This ASCII format has long been missing and was added to `Table` I/O in a [Google Summer of Code 2021](#) project. In addition, `Table` may also read from and write to `ASDF`,¹²⁷ `Parquet`, and `QDP` formats.

The `ECSV` standard has been updated to v1.0, adding support for three additional data subtypes: multidimensional column data (both masked and unmasked) with fixed dimensions in all table cells, multidimensional column data with variable-dimension arrays similar to FITS variable-length arrays, and object-type columns with simple Python objects.

As mentioned previously, `dask` arrays may be used as a column in `Table`. Now, `dask` may also be a data array in `FITS HDU` and only computed while written, avoiding excessive memory use. Furthermore, `Table` can be appended to an existing FITS file, where `dask` columns can interoperate seamlessly between them.

Unified I/O Architecture—`astropy.io.#1` is a powerful way to define input and output (I/O) functions for `astropy` objects, such as reading from or writing to a file, following a given standard. `astropy` uses this internally for the I/O methods in `Table` and `Cosmology`. Users can also register custom I/O to extend the options on these classes.

As of `astropy` v5.0, the I/O registry subpackage has been generalized to enable a number of new use cases; for instance, the class-based architecture allows streamlining of the creation of custom registries while minimizing code duplication. One application is in `astropy.cosmology`, which has two different *kinds* of registries for `Cosmology`: one for reading and writing files, and another for converting between Python objects.

¹²⁶ To learn more about this project, see the final report [A mixin protocol for seamless interoperability](#).

¹²⁷ Starting in v5.1, direct `astropy` support for ASDF has been deprecated in favor of moving it to the new `asdf-astropy` `Asdf-astropy` developers (2022) package to accommodate the differing release schedules between ASDF and `astropy`.

2.3. Numerical Precision, Accuracy, and Reproducibility

An important focus of `astropy` has been to increase the numerical precision and accuracy of its functionality, while, where appropriate, making sure results obtained using older versions of `astropy` are reproducible. Within each section below, we include in our descriptions how old results may be reproduced. The primary means are with options in configuration files and settings on runtime configuration objects called `ScienceState`. Notable improvements to `astropy` have been made to `astropy.time`, `astropy.constants`, `astropy.coordinates`, and `astropy.cosmology`, and we describe each in turn.

Time—In astronomy, time accuracy down to the (nano)second is frequently important. Whether for planning observations or crunching pulsar or very long baseline interferometry (VLBI) data, missing seconds meaningfully impact results. In past versions of `astropy`, when using `Time`, leap second tables had to be manually updated. Now, `astropy` automatically updates internal time data files to ensure that the correct leap second adjustment is always used. For reproducibility with older code, `LeapSeconds` may also be manually applied.

Constants—Measurements of physical constants (and the units defined from them) improve over time. Periodically the standardized systems of units and constants are updated to reflect these improvements. For instance, in 2019 the SI system was redefined by Newell & Tiesinga (2019), with an accompanying update to the physical constants in `SI/CODATA 2018`. `astropy.constants` now defaults to using the `SI/CODATA 2018` values, with the units in `astropy.units` based on these constants. Most of `astropy` and affiliated packages build upon `astropy.units`, so this update affects the entire `Astropy` ecosystem.

For reproducibility, `astropy` allows the constants’ (and therefore units’) definitions to be rolled back to prior values, e.g., to `SI/CODATA 2014`. For work sensitive to the values of the fundamental constants, we recommend including an `astropy` configuration file (i.e., `astropy.cfg`) with the work, which specifies the set of constants used.

Cosmology—`astropy.cosmology` contains classes for representing cosmological models. Bundled with the classes are commonly used `Cosmology` realizations, e.g., best-fit measurements from `WMAP` Bennett et al. (2003) and `planck` `Planck` (Planck Collaboration 2006).

When these important missions publish new measurements, `astropy.cosmology` is updated to include these results as realizations of the appropriate class (generally `FlatLambdaCDM`). The models used by `WMAP` and `Planck` do not always exactly correspond to `astropy.cosmology` classes. For instance, the `Planck 2018` results Planck Collaboration et al. (2020) include massive neutrinos in $\Omega_{\text{matter},0}$, while in `FlatLambdaCDM` this mass contribution is stored in a separate parameter. Consequently, while some parameter values appear different from the source paper, the `Cosmology` realizations correctly reproduce the cosmological models.

Since the publication of Astropy Collaboration et al. (2018), the following cosmology realizations have been added: `WMAP First Year` (Spergel et al. 2003); `WMAP Three Year` (Spergel et al. 2007); `Planck 2015` (Planck Collaboration et al. 2016); and the `Planck 2018` best-fit cosmological parameters (Planck Collaboration et al. 2020).

`astropy` provides a `configurable default cosmology`, which is used in calculations done in a cosmological context. The default `Cosmology` has been updated to the `Planck 2018` parameters. For reproducibility, this cosmology may be set to old defaults, such as the `Wilkinson Microwave Anisotropy`

`Probe (WMAP) Three Year` values. The default cosmology is dynamically configurable using `ScienceState`, meaning a set of calculations may be run using different assumed cosmologies, and results compared between the two.

Coordinates—Being able to describe the coordinates of objects is fundamental across many knowledge domains. `astropy.coordinates` allows one to work with low-level positional (and velocity data all the way to high-level coordinate objects with reference frames, atmospheric information, etc. A central feature of `astropy.coordinates` is the ability to transform data between reference frames, e.g., `ICRS` (Arias et al. 1997) to `GalacticLSR` (Schönrich et al. 2010). However, there have been some historical limitations for spatially proximate transformations, impacting the usefulness of `astropy.coordinates` for ground-based telescopes and astrometry within the solar system. Transformations in the `AltAz` frame were reasonably precise for very distant objects, but wrong by up to several arcseconds, e.g., the location of the moon. Now these transformations are much more precise, down to the milliarcsecond level. Similar precision improvements were made to the `Hour Angle-decl.` frame transformations. Additionally, `Ecliptic frames` and associated transformations have been updated to correctly reflect the “true” and “mean” terminology.

For Galactic astronomers, the `Galactocentric frame defaults` have been updated to include more recent measurements (tabulated in the `frame_defaults.references` attribute). For reproducibility, old definitions are still available.

2.4. Performance

In some cases, feature enhancements and corner-case handling were added at the cost of performance. Hence, `GitHub` pull requests that improve performance are welcomed, and were even the main goal for the `v3.1` release. For most subpackages, performance was improved in the `Python` code, but for some, the most time-critical pieces were rewritten in `C` and wrapped with `Cython` (Behnel et al. 2011; e.g., for convolution of images, sigma clipping, and converting time strings to binary). Furthermore, a particular effort was made to ensure `astropy` is thread-safe, so that it can be used on supercomputing clusters.

Performance in `astropy` is addressed based on feedback and requests, and through contributions from community members: if you find that parts of `astropy` are not performant, we encourage you to open a `GitHub` issue to start a discussion with the `astropy` core maintainers.

3. Major Updates in the Astropy Project

3.1. Project Governance

As part of the process of developing `astropy` into a long-term sustainable product, and to improve transparency and accountability, the Project agreed to write down and formalize our governance structure (partly supported by explicit funding for this purpose; see Section 3.4). At the 2019 `Astropy` Coordination Meeting, input was gathered from participants on what governance structures existed in the associated `Open Source Software` communities, and what would fit well with the needs of `Astropy`. This led to a “retreat” planned for March 2020, but due to the `COVID-19` pandemic, this became a series of virtual meetings of the “`Astropy Governance Working Group`.” This group drafted the `APE 0` document (Aldcroft et al. 2021), which was eventually ratified and implemented by the “`Astropy Governance Implementation Working Group`” in Fall 2021.

While the process emphasized flexibility and adaptability, it is the expectation that Astropy’s governance will operate in this framework for at least the medium-term future.

The APE 0 (Aldcroft et al. 2021) document lays out the principles of this governance structure, so we refer the reader to that document for a more thorough description, and here we only highlight some key elements. The APE 0-based governance formalizes the building blocks that are already de facto true or previously discussed. With this in mind, it highlights the developer and user community of the Astropy Project as the ultimate sources of authority, as well as the core principle of “do-ocracy”: those who do work for the Project (coding, training, or other harder-to-quantify contributions) gain more influence on the outputs of the Project by virtue of their effort. However, APE 0 adds the concept of *voting members*: a self-governed part of that community who are entrusted to elect the Coordination Committee (CoCo). While the CoCo predates APE 0, membership, rights, and responsibilities are now formally outlined. This role is mainly to facilitate consensus and make decisions when other mechanisms have failed, and includes powers that either require central authority or secrets (e.g., passwords). However, APE 0 also charges the Committee to devolve responsibilities and seek community input on these items as often as possible.

The first CoCo election took place in Fall 2021, electing a mix of prior and new members. New roles and voting members were also established. This suggests the process is already working to serve the long-term interests of the committee to both spread the coordination effort, and to ensure it is not dominated by the same people for as long as the Project continues. While other, more fine-grained governance improvements are planned for the future, it is clear the foundation is now in place.

3.2. Core Package Contributor Base

As described in the introduction above, the Astropy Project is broader than the core `astropy` package as it also represents a number of core infrastructure, coordinated, and affiliated packages, educational initiatives, and user communities. In total, well over 1500 people have contributed in some way to the Project, whether by contributing code or documentation, reporting issues on GitHub, providing infrastructure support, writing tutorials, or helping to coordinate Astropy workshops. The vast majority of these contributors and participants have interacted as volunteers choosing to engage with the open-source and open-development software community. However, while the total number of contributors is large, the number of contributions and bulk of the maintenance of the Astropy Project components has primarily been sustained by a small number of heavily engaged or explicitly employed contributors (e.g., Astropy Collaboration et al. 2018), as is the case in many large, open-source software communities (e.g., Harris et al. 2020).

As an example of this within the Astropy Project, here we focus on contributions made to the `astropy` core package. Figure 2 shows the number of contributors who have contributed a given fraction of the total number of Git commits, separated into three separate time spans (*eras*) in the history of the Project.¹²⁸ The annotations show that, within the early (2011 July–2015 January), mid (2015 January–2018 June), and recent (2018

June–2021 November) eras, 90% of the commits to the `astropy` core package have come from 18, 34, and 44 contributors. While the trend is encouraging—a larger pool of contributors are contributing more, fractionally—this emphasizes that, still, the vast majority of the work in `astropy` is done by a small subset (<20%) of the 115, 216, and 234 contributors, respectively, within each era.

Since its inception, the most active contributors to the `astropy` package have spanned a range of career stages and paths. For example, Figure 3 shows a breakdown of the career stage/path at the midpoint of the three time eras defined in the previous paragraph for all contributors with more than 50 commits to the `astropy` package within each era. Over the ~6 years between the *early* and *recent* eras, many contributors moved between these categories (i.e., have graduated as students to become research staff/faculty or software engineers), but also a number of early contributors moved on to other positions and stopped contributing to the core `astropy` package. Given this, it is encouraging that the numbers in each career stage/path have stayed relatively constant over the history of Astropy (with some showing growth), as new, active contributors have generally joined and stepped in to fill top-contributor roles within the Project. On the other hand, the total number of top contributors has not grown substantially, reflecting one of our principal challenges: sustaining a pipeline from users to contributors to maintainers of the package. One other thing to note in this context is that in all eras, 50%–60% of the software engineers who contributed to `astropy` were (or are) employed by the Space Telescope Science Institute (STScI), whose leadership has consistently provided resources (financial and personnel) toward sustaining Astropy.

A final metric we consider as a diagnostic of the contributor base and contributions to the `astropy` core package is the rate of contributions and contributor participation, defined again using Git commits to quantify contributions. Figure 4 shows the monthly rates of commits and unique committers to the `astropy` core package over the history of the package. After an initial ramp-up in the commit rate and number of committers (lasting roughly from 2011–2014), the commit rate and number of unique committers have both remained fairly constant.

3.3. Inclusion, Diversity, and Equity Programs

With support from the Moore Foundation, the Astropy Project was allocated funding to support mentoring programs. In 2020 a call was made to submit proposals for Inclusion, Diversity, and Empowerment (IDE) initiatives for project-wide consideration on GitHub. This process was deemed the most *open* because it allowed for community-wide feedback to focus and improve proposal initiatives. Two highlighted programs that were selected and implemented via this process are described below.

Women of Color Code (WoCCode) is a peer-mentoring network for coders from traditionally marginalized groups, most notably women of color. Participants were invited to the WoCCode Slack space and encouraged to attend monthly webinars to share skills in the context of open-source software libraries. Every other month, a guest speaker was invited to talk about their career path and share a skill. Program participants were solicited in the fall of 2020, yielding 73 applications from 17 countries (48% from the United States, 37% from Africa, and 15% from the remaining continents). We selected participants who we identified as having a high potential for

¹²⁸ Note, however, that measuring these statistics in terms of Git commits is not a perfect way of encapsulating *effort*, but we use this metric for its simplicity and clear definition.

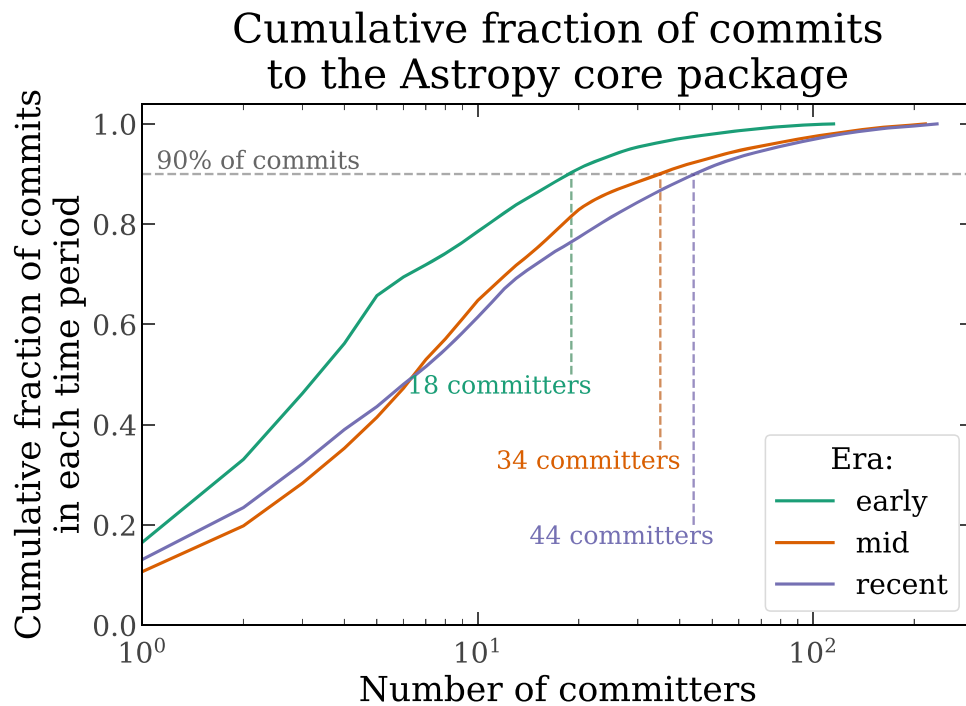


Figure 2. The cumulative fraction of Git commits to the `astropy` core package as a function of number of contributors (committers) broken into three equal-length time periods between the start of `astropy` and the feature freeze date of v5.0. The time eras early, mid, and recent correspond to the approximate year ranges 2011–2015, 2015–2018, and 2018–2021 (defined more precisely in Section 3.2). In all eras, the majority of commits to the `astropy` core package have come from a small subset of the total number of contributors. For example, as annotated in the figure, 90% of the Git commits have come from 18, 34, and 44 committers in the early, mid, and recent eras, respectively.

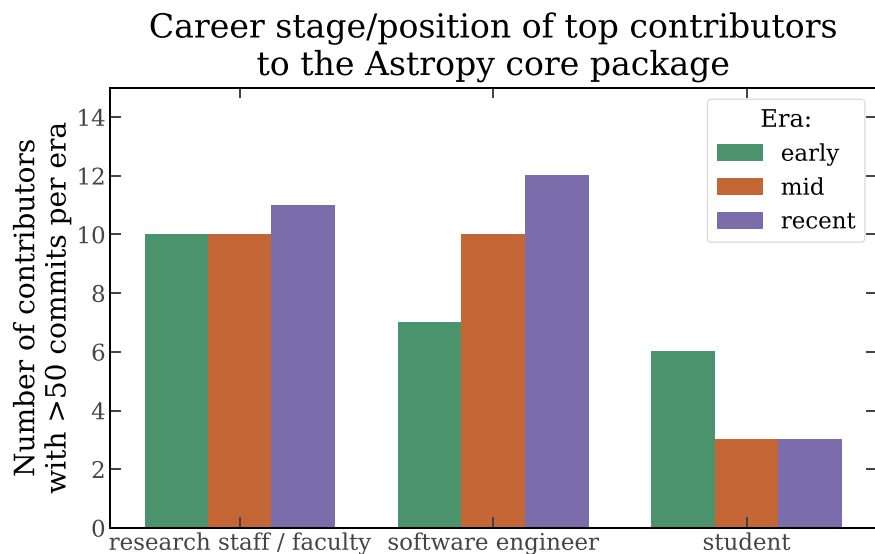


Figure 3. The career stages and/or positions of the top contributors within each time era (defined as having contributed > 50 commits to the Astropy core package in each era). The time eras early, mid, and recent correspond to the approximate year ranges 2011–2015, 2015–2018, and 2018–2021 (defined more precisely in Section 3.2).

contributing to open-source projects: intermediate to advanced programming skills with a vocal interest in contributing. Of the 30 applicants invited to the program, 19 joined the community on Slack. Participants were organized into cohorts based on interest and each cohort was assigned one of three mentors that were also selected via open application. Mentors acted as a general resource to participants, gave one webinar, and organized a hack day. WoCCode also supported the registration of two participants to attend the American Astronomical Society Virtual Summer 2021 Meeting.

Participants rated the impact of the program as very high. In the final webinar, participants reported a change in their perception of coding in general, for example, accepting coding as something they can do for fun. Participants reported generally feeling comfortable asking questions and interacting with a community where “[e]veryone’s thoughts are welcomed, no one is made to feel less important” and where one can enjoy “warm interactions with like-minded people.” WoCCode is continuing into 2022 by broadening participation in the Slack space and publicly advertising guest webinar events.

Monthly rate of contributions and contributors to the Astropy core package

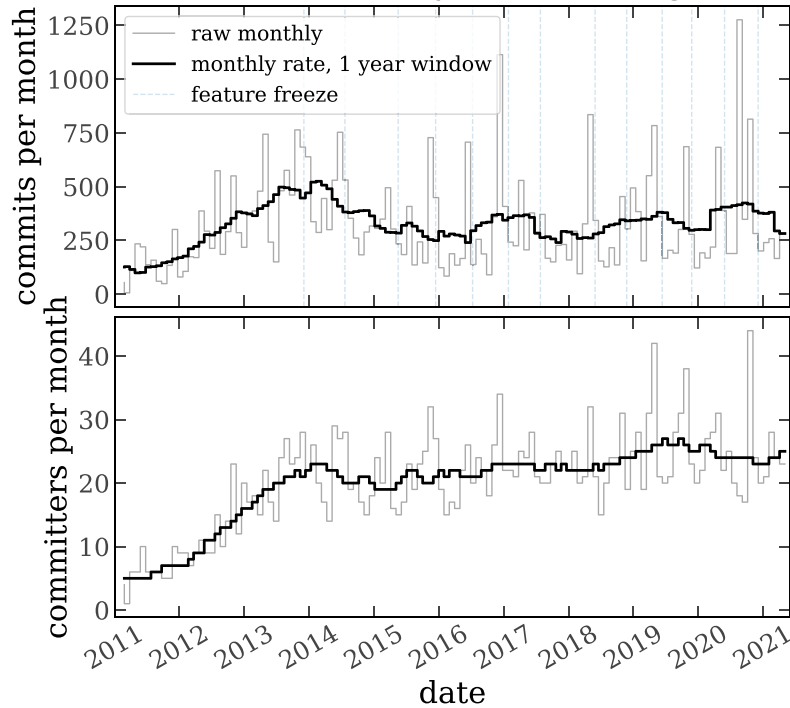


Figure 4. Top panel: the number of Git commits per month (defined as consecutive 30 day windows) merged into the `astropy` core package over the whole history of the Project (up to the end of 2021, v5.0). The dark line shows the mean rate using a 1 year rolling window, but the under-plotted gray line shows the raw monthly rate. The raw number clearly peaks just before feature freezes (vertical lines) as a flurry of activity leading up to each release, but in recent years the mean rate has remained steady at about ~ 300 commits per month. Bottom panel: similar to above, but now showing the number of unique Git committers who contribute to the `astropy` core package each month (again defined as consecutive 30 day windows). While this also shows some variation depending on proximity to feature freezes, in recent years the mean rate of unique contributors has remained consistent at about ~ 22 committers per month.

In addition to the supported mentoring initiatives, the Astropy Project as a whole has taken steps to examine the representation of marginalized groups within the Project and search for avenues of improvement.

Astropy Representation at National Diversity Conferences: Several members of the Astropy community attended virtual conferences of the National Society of Black Physicists (NSBP) and SACNAS (focusing on Hispanic and Native American scientists across all STEM fields). Astropy representatives noted that one underlying topic came up multiple times: a major barrier for persons who come from under-represented communities is the lack of pedagogical resources and expertise. For instance, software engineering skills and best practices are not part of the standard physics and astrophysics curriculum. Additionally, the larger astronomical community is still in the process of transitioning toward `Python`-based tools, hindering students not currently under advisement by someone with extensive `Python` expertise from getting involved with the open-source `Python` community. Projects such as Learn Astropy (see Section 4.5) could have a profound impact by empowering underrepresented groups because it provides a free, searchable, and accessible introduction to `Python` tools for astrophysical research. Representatives also noted that offering training and teaching materials to PIs of Research Experience for Undergraduate (REU) programs throughout the United States could be helpful for encouraging advisors to teach students how to use Astropy, create their own libraries, and use version control on open-source platforms like `GitHub`. Such materials could also be offered as a workshop

at national diversity conferences themselves, as SACNAS solicits special session proposals each year.

3.4. Project Funding

With the goal of establishing a sustainable financial model for the Astropy Project, the CoCo, under the new governance charter (see Section 3.1), established a standing Finance Committee. This committee oversees the planning and allocation of finances on behalf of the Project. The Astropy Project accepts funds from institutions as well as individuals through NumFOCUS.¹²⁹ Previously, no direct financial support was available for project development, and NumFOCUS covered most of the incurred operational costs. However, transitioning to long-term financial stability meant having an influx of funds in the form of institutional support, and hence the Astropy Project applied for and successfully acquired four grants over the last several years. These grants are administered by NumFOCUS on behalf of the Project, providing a *neutral* space not tied to any particular astronomy institution. The two major grants are briefly summarized below.

Moore: The Gordon and Betty Moore Foundation awarded the Astropy Project a $\sim \$900k$ (US) grant in 2019 for the proposal “Sustaining and Growing the Astropy Project.”

¹²⁹ NumFOCUS is a 501(c)(3) non-profit organization in the United States of America that can collect donations, administer grants, and perform financial management for projects in open-source scientific computing.

Over a 3-year term, this grant supported the sustenance of the Project by providing funds for (1) the development and maintenance of `astropy` and its infrastructure, provided to existing project members and targeted hires, (2) the transition of long-term users to contributors and maintainers through mentorship efforts, (3) the formalization of a governance structure (see Section 3.1), and (4) the improvement of equity, diversity, and inclusion efforts in the Project (see Section 3.3). Some of this money supported travel for meetings, conferences, and workshops. This generous grant helped reduce reliance on volunteer-driven maintenance of the openly developed package and paved the way to acquire funding from US federal agencies, representing a major milestone for the success of the Project.

NASA: A successful proposal to the NASA ROSES-2020 call,¹³⁰ section E.7 (Support for Open Source Tools, Frameworks, and Libraries), granted the Astropy Project ~\$600k (US) to support its work. Funded work for a term of 3 years includes (1) project-wide infrastructure maintenance and improvements, (2) targeted work on areas of the Astropy core and coordinated packages, (3) enhancements to the Learn Astropy ecosystem and educational materials (see Section 4.5), and (4) support for the Astropy-affiliated packages. These goals support the sustenance of the Project by encouraging further development of the package ecosystem and community engagement.

In addition to the two grants described above, the Project benefited from a Gemini Observatory contract under its Science User Support Department, which awarded funds for development work that supports both the Astropy and DRAGONS¹³¹ projects. The Project also received financial support from the Dunlap Seed Funding program at the University of Toronto to develop educational resources for scientific software packaging within the Learn Astropy framework. Moreover, the Project indirectly benefited from the NRAO ALMA Development Study program, which supported the grant “Linking CASA to the astropy ecosystem”¹³². All of these successful funding proposals show that the Astropy Project is vital for the astronomical infrastructure and community at large, and strengthen its promising and sustainable future.

The Project follows a set of principles to fairly and effectively distribute the above-described funds. By drawing inspiration from Numpy’s NEP 48¹³³, the APE 19 (Cruz et al. 2022) document lays out these principles. We refer the reader to that document for more details.

4. Supporting the Ecosystem of Astronomical Python Software

4.1. Community-oriented Infrastructure

The Astropy Project supports the broader ecosystem by providing preconfigured infrastructure packages that the community can use to support and maintain their own software package infrastructure. These include tools and extensions that

¹³⁰ <http://solicitation.nasaprs.com/ROSES2020>

¹³¹ Data Reduction for Astronomy from Gemini Observatory North and South (<https://github.com/GeminiDRSoftware/DRAGONS>).

¹³² https://science.nrao.edu/facilities/alma/science_sustainability/Spectral_Cube_and_Radio_Beam_Ginsburg.pdf

¹³³ <https://numpy.org/neps/nep-0048-spending-project-funds.html>

enable generating documentation and setting up automated testing, as well as providing package scaffolding for new projects.

Sphinx is a common and useful tool for generating documentation for Python packages. The Astropy Project maintains a default Sphinx configuration along with Astropy-specific extensions that can be easily added to community projects via the `sphinx-astropy` meta-package. This tool provides a preconfigured Sphinx setup compatible with Astropy projects, which includes several extensions useful for generating API documentation (`sphinx-automodapi`), allowing for numpy docstring parsing (`numpydoc`), embedded image handling (`sphinx-gallery`; `pillow`), advanced documentation testing support (`pytest-doctestplus`), and providing a custom documentation theme ideal for analysis packages (`astropy-sphinx-theme`).

Community package testing infrastructure is supported through the `pytest-astropy` meta-package, providing a unified testing framework with useful extensions compatible with both Astropy- and non-Astropy-affiliated community packages. This meta-package pulls in several `pytest` plugins to help with custom test headers (`pytest-astropy-header`), accessing remotely hosted data files in tests (`pytest-remotedata`), interoperability with documentation (`pytest-doctestplus`), dangling file handle checking (`pytest-openfiles`), data array comparison support in tests (`pytest-arraydiff`), subpackage command-line testing support (`pytest-filter-subpackage`), improved mock object testing (`pytest-mock`), test coverage reports and measurements (`pytest-cov`), and configuring packages for property-based testing (`hypothesis`).

The Astropy Package Template helps facilitate the setup and creation of new Python packages leveraging the Astropy ecosystem. This tool utilizes the `Cookiecutter` project to walk users through the process of creating new packages complete with documentation and testing support. Additionally, the package template generation process includes the ability to set up interoperability with GitHub, allowing for easy repository access from documentation, as well as an example GitHub Actions workflow to demonstrate the use of GitHub’s continuous integration tooling.

4.2. Astropy Affiliated Packages

As defined in Astropy Collaboration et al. (2018), Astropy affiliated packages are astronomy-related Python packages that provide functionality that builds upon and extends the `astropy` core package that have requested to be included as part of the Astropy Project community. These packages support the goals and vision of Astropy of improving code reuse, interoperability, and embracing good coding practices such as testing and thorough documentation, but are not solely developed and maintained by members of the Astropy Project team. However, a subset of the affiliated packages—the “Astropy Coordinated Packages”—are maintained by the Project. All Astropy-coordinated and other affiliated packages are listed with detailed information on the [Astropy website](#); a table summarizing key aspects of the affiliated packages is included in the Appendix below (Table 1).

Since the publication of Astropy Collaboration et al. (2018), there has been an expansion of affiliated packages for gravitational astrophysics, including `PyCBC` (Nitz et al. 2022) for exploring gravitational wave signals, `lenstronomy` (Birrer et al. 2021) for modeling strong gravitational lenses, `ligo`.

skymap for visualizing gravitational wave probability maps, and EinsteinPy (Bapat et al. 2021) for general relativity and gravitational astronomy. There have also been several packages added to the ecosystem related to HEALPix: `astropy-healpix` for a BSD-licensed HEALPix implementation, and `mocpy` for Multi-Order Coverage maps. `astroalign` (Beroiz et al. 2020) has been introduced for astrometric registration, and `python-cpl` products (Streicher & Weilbacher 2012) has been added for ESO pipelines and VLT data. For ground-based astronomy, `baseband` (van Kerkwijk et al. 2021a) has added IO capabilities for VLBI, and `SpectraPy` (Fumana 2021) brings slit spectroscopy to the Astropy ecosystem. Other new affiliated packages include `agnpy` (Nigro et al. 2022) for active galactic nuclei jets, `statmorph` (Rodriguez-Gomez et al. 2019) for fitting galactic morphological diagnostics, `dust_extinction` for modeling interstellar dust extinction, `feets` for extracting features from time series data, and `corral` (Cabral et al. 2017) for managing data-intensive parallel pipelines. `casafomats-io` provides infrastructure for reading data stored in CASA table formats. `saba` gives an interface to the Sherpa (Doe et al. 2007) fitting routines, `BayesicFitting` (Kester & Mueller 2022) provides an interface for generic Bayesian inference, and `sbpy` (Mommert 2019) enables calculations for asteroid and cometary astrophysics. Finally, `synphot` (STScI Development Team 2018) provides an interface for synthetic photometry.

Several of the coordinated and affiliated packages described in Astropy Collaboration et al. (2018) have had substantial improvements. `astroquery` (Ginsburg et al. 2019) has added access to roughly a dozen new missions and data services, including the JWST archive, and the Project has switched to a continuous release model: every time a change is committed to the main development branch it is published on the Python Package Index (PyPI) and available for installation. (However, formal releases are still done a few times per year.) `photutils` (Bradley et al. 2022a) released its first stable version, indicating that the API will change less frequently, and there have been several significant performance improvements. `ccdproc` (Craig et al. 2015) released a new major version, bringing better performance to some image combination operations. The `regions` package (Bradley et al. 2022b), for manipulating ds9-, CASA-, or FITS-style region definitions (Joye & Mandel 2003), added new ways to manipulate regions, introduced new region types and obtained expanded visualization and interactive region editing capabilities. `reproject`'s (Robitaille 2018) major new feature is a function to align and co-add images to create a mosaic; better support for parallelization was also added. `specutils`, the package that defines containers for 1D and 2D spectra (Earl et al. 2021), had its first stable release and the addition of classes to read JWST data. `stingray` (Huppenkothen et al. 2019) has had a major performance overhaul. The package `gammapy` (Deil et al. 2017) has had major performance improvements and has unified its API in preparation for its first stable release.

4.3. Connections with Data Archives

`astroquery` (Ginsburg et al. 2019) is the Astropy-coordinated package for interacting with online archives of astronomical and related data. It contains over 50 modules for querying astronomical databases, large and small. In particular, since the publication of Astropy Collaboration et al. (2018), significant contributions to `astroquery` have come from

several of the major archives, including the European Space Agency (ESA), the Mikulski Archive for Space Telescopes (MAST) at STScI, the Infrared Science Archive at the NASA Infrared Processing and Analysis Center (IRSA at NASA IPAC), the Canadian Astronomical Data Center (CADC), and the Atacama Large Millimeter/Submillimeter Array archive (ALMA). These contributions represent a formal acknowledgment of the utility of a centralized tool suite for archive interaction from Python. The widespread usage of `astroquery` is apparent from the range of keywords represented in the journal articles that cite the `astroquery` paper Ginsburg et al. (2019); everything from asteroids to galaxies is represented. Additionally, `astroquery` functionality has been built into several special-purpose Python packages, such as `LightKurve` (Lightkurve Collaboration et al. 2018) and `SORA` (Gomes-Júnior et al. 2022). More than 4,000 repositories on GitHub make use of `astroquery` in some way, and `astroquery` features in a large number of tutorials on various facets of astronomical analysis.

Many of the existing and newly contributed tools rely on virtual observatory (VO) tools. These use the underlying package `pyvo`, which has also recently become an Astropy-coordinated package. While many or all of the functions provided in `astroquery` can be achieved through direct use of VO tools implemented in `pyvo`, the `astroquery` interfaces more closely resemble the web interfaces that are more familiar to most users.

4.4. Connections with Observatories and Missions

In this section, we highlight a few efforts in observatory- or mission-driven development that have contributed to Astropy, and vice versa.

4.4.1. JWST

JWST is a 6.5 m space-based infrared telescope that will provide unprecedented resolution and sensitivity from 0.6–28 μm . JWST will enable a broad range of scientific investigations from exoplanets and their atmospheres to the formation of galaxies in the very early universe. Its four key scientific goals are to study the first light from stars and galaxies, the assembly and evolution of galaxies, the birth of stars and protoplanetary systems, and planetary systems and the origins of life.

The telescope was launched on an Ariane 5 rocket on 2021 December 25 from Kourou, French Guiana. After a series of successful deployments, including the sunshield and primary and secondary mirrors, JWST reached its orbit around the L2 Lagrange point on 2022 January 24. Commissioning of the telescope optics and science instruments will occur from January until the end of 2022 June, when science operations are scheduled to begin.

Software developers at STScI, the operations center of JWST, have been developing Python-based tools for JWST since 2010 (starting with the JWST Calibration Reference Data System) and have provided major contributions to Astropy from its inception. The JWST instrument calibration pipelines, exposure-time calculators, and data analysis tools are all written in Python and depend on the `astropy` core package and some coordinated and affiliated packages. For the `astropy` core package, the JWST mission has provided extensive contributions to the `astropy.modeling`, `astropy.units`, `astropy.coordinates`, `astropy.wcs`, `astropy.io.fits`, `astropy.io.votable`,

Table 1
Registry of Affiliated Packages

Package Name	PyPI Name	Maintainer(s)	Citation(s)
agnpy	agnpy	Cosimo Nigro	Nigro et al. (2022)
APLpy	APLpy	Thomas Robitaille, Eli Bressert	Robitaille & Bressert (2012); Robitaille (2019)
Astro-SCRAPPY	astrocrappy	Curtis McCully	McCully et al. (2018)
astroalign	astroalign	Martin Beroiz	Beroiz et al. (2020)
astroML	astroML	Jake Vanderplas, Brigitta Sipőcz	VanderPlas & Connolly (2012)
astroplan	astroplan	Brett Morris	Morris et al. (2018)
astropy-healpix	astropy-healpix	Thomas Robitaille, Leo Singer	
astroquery	astroquery	Adam Ginsburg, Brigitta Sipőcz	Ginsburg et al. (2019)
baseband	baseband	Marten H. van Kerkwijk	van Kerkwijk et al. (2021a)
BayesicFitting	BayesicFitting	Do Kester, Migo Mueller	Kester & Mueller (2022)
ccdproc	ccdproc	Steven Crawford, Matt Craig	Craig et al. (2015)
cluster-lensing	cluster-lensing	Jes Ford	Ford (2016)
corral	corral-pipeline	Toros Survey Team	Cabral et al. (2017)
dust_extinction	dust_extinction	Karl Gordon	
EinsteinPy	einsteinpy	Shreyas Bapat, Ritwik Saha, Bhavya Bhatt, Priyanshu Khandelwal	Bapat et al. (2021)
feets	feets	Juan B Cabral	Cabral et al. (2018)
gala	gala	Adrian Price-Whelan	Price-Whelan (2017)
galpy	galpy	Jo Bovy	Bovy (2015)
gammapy	gammapy	Axel Donath, Régis Terrier	Deil et al. (2017)
ginga	ginga	Eric Jeschke, Pey-Lian Lim	Lim (2017)
Glue	glueviz	Chris Beaumont, Thomas Robitaille	Beaumont et al. (2015); Robitaille et al. (2019)
gwcs	gwcs	Nadia Dencheva	Dencheva et al. (2021)
Halotools	halotools	Andrew Hearin	
HENDRICS	hendrics	Matteo Bachetti	Bachetti (2018)
hips	hips	Thomas Boch	
imexam	imexam	Megan Sosey	Sosey (2017)
kanon	kanon	Léni Gauffier	Léni (2022)
lenstronomy	lenstronomy	Simon Birrer	Birrer et al. (2021); Birrer & Amara (2018)
ligo.skymap	ligo.skymap	Leo Singer	
linetools	linetools	J. Xavier Prochaska, Nicolas Tejos, Neil Crighton	Prochaska et al. (2017)
marxs	marxs	Hans Moritz Günther	Günther et al. (2017)
mocpy	mocpy	Matthieu Baumann, Thomas Boch	
naima	naima	Victor Zabalza	Zabalza (2015)
omnifit	omnifit	Aleksi Suutarinen	Suutarinen (2015)
photutils	photutils	Larry Bradley, Brigitta Sipőcz	Bradley et al. (2022a)
poliastro	poliastro	Juan Luis Cano Rodríguez	Rodríguez et al. (2017)
PyCBC	pycbc	Alexander Harvey Nitz	Nitz et al. (2022)
PyDL	pydl	Benjamin Alan Weaver	Weaver et al. (2019)
pyregion	pyregion	Jae-Joon Lee	
pyspeckit	pyspeckit	Adam Ginsburg	Ginsburg & Mirocha (2011)
PyVO	pyvo	Christine Banek, Adrian Demian, Stefan Becker	Graham et al. (2014)
regions	regions	Larry Bradley, Adam Ginsburg	Bradley et al. (2022b)
reproject	reproject	Thomas Robitaille	
Saba	saba	Michele Costa	
sbpy	sbpy	Michael Mommert, Michael S. P. Kelley, Miguel de Val-Borro, Jian-Yang Li	Mommert (2019)
sncosmo	sncosmo	Kyle Barbary	Barbary (2014)
spectral-cube	spectral-cube	Adam Ginsburg	Ginsburg et al. (2019)
SpectraPy	https://pypi.python.org/pypi/	Marco Fumana	Fumana (2021)
specutils	specutils	Nicholas Earl, Adam Ginsburg, Erik Tollerud	
spherical_geometry	spherical-geometry	Bernie Simon	
statmorph	statmorph	Vicente Rodríguez-Gomez	Rodríguez-Gomez et al. (2019)
stingray	stingray	Daniela Huppenkothen, Matteo Bachetti, Abigail Stevens, Simone Migliari, Paul Balm	Huppenkothen et al. (2019), Huppen- kothen et al. (2019)
synphot	synphot	Pey Lian Lim	STScI Development Team (2018)

[astropy.stats](#), [astropy.visualization](#), and [astropy.convolution](#) subpackages as well as to the general package infrastructure and maintenance.

Likewise, JWST developers have provided significant contributions to the several affiliated packages. For example, development of the `photutils` coordinated package for

source detection and photometry has largely been led by JWST contributions. JWST developers have also made significant contributions to the `specutils` coordinated package, which is used for analyzing spectroscopic data, and the `regions` coordinated package, which is used to handle geometric regions. The `gwcs`-affiliated package for generalized world coordinate systems was created specifically to handle the complex world coordinate systems needed for JWST spectroscopic data. The `synphot` affiliated package for synthetic photometry was created at STScI and is a dependency of the JWST exposure-time calculators. Furthermore, the `ASDF` (Advanced Scientific Data Format) package (Greenfield et al. 2015), a next-generation interchange format for scientific data, was initially developed at STScI to serialize JWST WCS objects along with `astropy` models, units, and coordinates. Over its mission lifetime, JWST will continue its support in developing and maintaining these critically dependent packages.

4.4.2. Cherenkov Telescope Array

The Cherenkov Telescope (CTA) will be the next-generation very-high-energy gamma-ray observatory. CTA will improve over the current generation of imaging atmospheric Cherenkov telescopes (IACTs) by a factor of 5–10 in sensitivity and will be able to observe the whole sky from a combination of two sites: a northern site in La Palma, Spain, and a southern one in Paranal, Chile. CTA will be able to observe gamma-rays in a broad energy range from around 20 GeV to over 300 TeV using three different types of telescopes. In total, over 100 telescopes are planned at the two sites. CTA will also be the first open gamma-ray observatory.

The data analysis pipeline is developed as open-source software and essentially split into two domains:

1. In the low-level analysis, the properties of the recorded air-shower events have to be estimated from the raw data. The raw data consists of very short (~40–100 ns) videos recorded with the fast and sensitive cameras of the telescopes. This includes the energy, particle type, and direction of origin of the particle that induced the air shower and the time the shower was recorded.
2. In the higher-level analysis, these reconstructed event lists are used together with some characterization of the instrument response to perform the actual scientific analysis. This software will be delivered as CTA science tools to the future users of the Observatory.

A prototype for the low-level analysis is `ctapipe` (Nöthe et al. 2021), a `Python` package developed to perform all the necessary tasks to perform data processing, from the raw data of Cherenkov telescopes to the reconstructed event lists. The high-level analysis (or CTA science tools) will be based on the `Astropy` affiliated package `gammapy` (Deil et al. 2017). Both `gammapy` and `ctapipe` make heavy use of the `Astropy` core package, mainly for units, times, coordinate transformations, tables, and FITS I/O. As CTA will record gamma-ray events with a rate of up to 10,000 events per second, it needs to perform a large number of coordinate transformations. To enable this, CTA member M. Nöthe contributed a major performance improvement for large numbers of coordinates with different observation times, based on earlier work by B. Winkel. Together with `gammapy` maintainer A. Donath and

former maintainer C. Deil, a total of 107 merged pull requests were contributed to `astropy`.

4.4.3. Data Central and the Anglo-Australian Telescope Archive

Data Central is one of the five Australian Virtual Observatory¹³⁴ nodes, providing both Australian and international astronomers access to and services for surveys of the southern sky. While primarily hosting optical data, including the Anglo-Australian Telescope (AAT) Archive,¹³⁵ Data Central also assists theoretical and radio astronomers with hosting and managing their data.

`Python` is widely used by Data Central, and `Astropy` and its wider ecosystem play a vital role in the initial ingestion, reduction, access, and visualization of the hosted data and services. For example, the AAT archive hosts data from as early as 1974, so `astropy.coordinates`, `astropy.time`, and `astropy.fits` are used to ingest data flowing from the AAT to ensure that a consistent time and coordinate system is provided to users for simpler querying.

As many of the surveys hosted by Data Central are spectroscopic surveys from the AAT, `specutils` is heavily used to standardize the variety of encodings of spectroscopic data into a form easily readable and visualizable by many standard tools (such as `ds9` or `splat`). Data Central has upstreamed into `specutils` loaders for all hosted spectra, including `2dfdr`-reduced spectra from the AAT Archive, and strongly encourages other archives to provide loaders for their data to further the reuse of existing archival data.

4.5. Learn Astropy

Learn Astropy—is an umbrella term that acknowledges the broad educational efforts made by the `Astropy` Project, which is led by the `Learn Astropy` Team. The efforts focus on developing online content and workshops covering astronomy-specific coding tasks in `Python`. As introduced in `Astropy` Collaboration et al. (2018), there are four different types of `Learn Astropy` content: *tutorials*, consisting of Jupyter Notebook lessons that are published in HTML format online; *guides*, which are a series of lessons providing a foundational resource for performing certain types of astronomical analyses; *examples*, which are snippets of code that showcase a short task that can be performed with `astropy` or an affiliated package; and *documentation*, which contains more detailed information about the code base and user interface. This categorization drives content development, infrastructure choices, and the appearance of the `Learn Astropy` website. The `Learn` Team meets weekly to work on creating, expanding, and improving these educational resources.

The `Learn` Team recently relaunched the main website and search interface for `Learn Astropy` in 2021 with a new infrastructure platform, built around full-text search and interactive filtering functionality, with the goal of making content more easily searchable and discoverable as the `Learn Astropy` content catalog expands. This work has been supported in part by a grant from the Dunlap Institute. We have adopted Algolia, a search-as-a-service cloud platform, to store the full-text and metadata records of `Learn Astropy`'s content. The new `Learn Astropy` website is a JavaScript

¹³⁴ Known as the All-Sky Virtual Observatory, or ASVO.

¹³⁵ The AAT Archive is currently jointly managed by Data Central, Astronomy Australia Limited (AAL), and National Computational Infrastructure (NCI).

(Gatsby/React) application that uses the Algolia service to power its search and filtering user interface. Our Python-based application, [Learn Astropy Librarian](#), populates data into the Algolia service. We tuned the Librarian around specific content formats (such as Jupyter Notebook-based tutorial pages and Jupyter Book-based guides) to more accurately index content and heuristically extract metadata. A consequence of the new platform is that we now maintain and compile content separately from the website application itself, enabling new content types. Tutorials, which are written as Jupyter Notebooks, are now compiled into their own Learn Astropy website using [nbcollection](#). Guides, which utilize the [Jupyter Book](#) build infrastructure, are also deployed as separate websites using [GitHub](#) pages. This architecture opens future possibilities of indexing third-party content, hosted elsewhere, such as on institutional websites.

We currently host 19 tutorials written as interactive Jupyter Notebooks and rendered into static HTML pages with the infrastructure described above. The tutorials span a range of astronomical topics, from general tasks like reading or creating FITS files with different content or working with astronomical coordinate systems, to more specific exercises like analyzing spectroscopic data from the UVES instrument. Now that the backend infrastructure is stable, we are interested in collecting new content to serve and share. Ideas for contributions, new tutorials, or suggestions for new tutorial series to be made searchable through the Learn Astropy interface can be raised by creating a [GitHub](#) issue in the [Astropy Tutorials GitHub repository](#). We currently host one Guide—a longer-form walkthrough of a more complex concept or topic—that is focused on [CCD image reduction and photometry](#), but are also actively seeking new material that would be suitable for new guides.

Beyond developing and serving educational content, the Astropy Project has been conducting workshops at winter meetings of the American Astronomical Society since AAS Meeting 225 in 2015 January. Up to the start of the coronavirus pandemic, these were full-day in-person workshops with as many as 90 participants and a dozen facilitators from the Project. During the pandemic, these workshops were moved to an online format and split into basic and advanced sessions. Additionally, beginning with the AAS 238 online meeting, the workshops have been expanded to summer AAS meetings. The Learn team finds that the workshop audience is best found at AAS meetings as opposed to more general Python meetings, as the content tends to be more applicable for students and researchers in astronomy and astrophysics.

The Astropy Project recently provided another mode of community engagement at AAS Meetings 235 and 237 by organizing a NumFOCUS Sponsored Projects booth in the AAS Exhibit Hall. Funding for the exhibit hall was provided alternately by NumFOCUS and later by the Moore Foundation funding. The booth hosted a series of Q&A special sessions during AAS Meeting 235 and webinars during the virtual AAS 237 meetings, to provide the general astronomy community information and access to experts on a variety of open-source astronomical tools.

The focus of Learn Astropy over the coming months and years is to further improve the interface for sharing educational content on the main Learn Astropy website, and to facilitate the development of new content that highlights [astropy](#) and Astropy-affiliated package functionality. However, we

simultaneously also plan to solicit indexing and ingestion of third-party tutorial series, to provide a unified interface for identifying astronomy-specific educational content that demonstrates the functionality available in the vast ecosystem of open-source software packages. We also plan to look for opportunities to expand the reach of Astropy workshops beyond the AAS meetings.

5. Future Plans for the Astropy Project

5.1. A Roadmap for Future Priorities

The [Astropy Roadmap](#) is a document in the [astropy-project GitHub](#) repository within the Astropy organization that captures high-level actionable items that the Astropy Project aims to undertake to improve the health and stability of the Project. It is a static document that is revisited regularly at the Astropy coordination meetings, intended to keep track of progress and write new versions as needed. There is a related project board linked to the Roadmap document that holds specific issues and efforts related to Roadmap items. The project board is a living document that is continually updated as work is planned, assigned, and completed.

All items in the Roadmap have been agreed to be priorities for the Astropy Project, and are color coded based on resources (both time/effort and developers/expertise) needed to complete the item. Green items are well underway, have sufficient resources/support, and a plan in place for completion; for example, efforts to improve the discoverability of documentation and educational materials by overhauling the Learn website, which is underway (see Section 4.5). Orange items are well defined, and work for acquiring sufficient resources underway; for example, the goal of providing next-generation spectroscopic reduction, analysis, and visualization tools usable by individual researchers and larger surveys. Red items do not yet have a plan for implementation and need more resources; for example, the goal of improving interoperability with performant I/O file formats and libraries such as HDF5 and Dask. The Astropy Roadmap originates from the 2021 March Astropy Coordination meeting where it was first drafted before being handed off to a newly formed Astropy Roadmap working group for completion. The Roadmap in its current form was adopted via pull request in 2021 December.

5.2. Current and Future Challenges

Over the history of Astropy, the needs and challenges of the Astropy Project have evolved, but many common themes have persisted and are shared by other open-source software communities. However, Astropy also faces a number of unique challenges stemming from the fact that the Project is in a special position in the astronomy software stack: the Astropy code and ecosystem are more specialized than core scientific tools like [numpy](#) and [scipy](#), but more general than software packages developed to enable research in specific subdomains such as [exoplanet](#) (Foreman-Mackey et al. 2021). Below we discuss a few challenges faced by the Project in more detail, but we stress that this list is not complete or exhaustive.

1. Supporting an active group of maintainers: Throughout its history, the development and maintenance of code and educational materials in the Astropy Project—the [astropy](#) core package, coordinated packages, Learn Astropy repositories, and Project infrastructure packages—has been done

Astropy Documentation Web Analytics for Year 2021

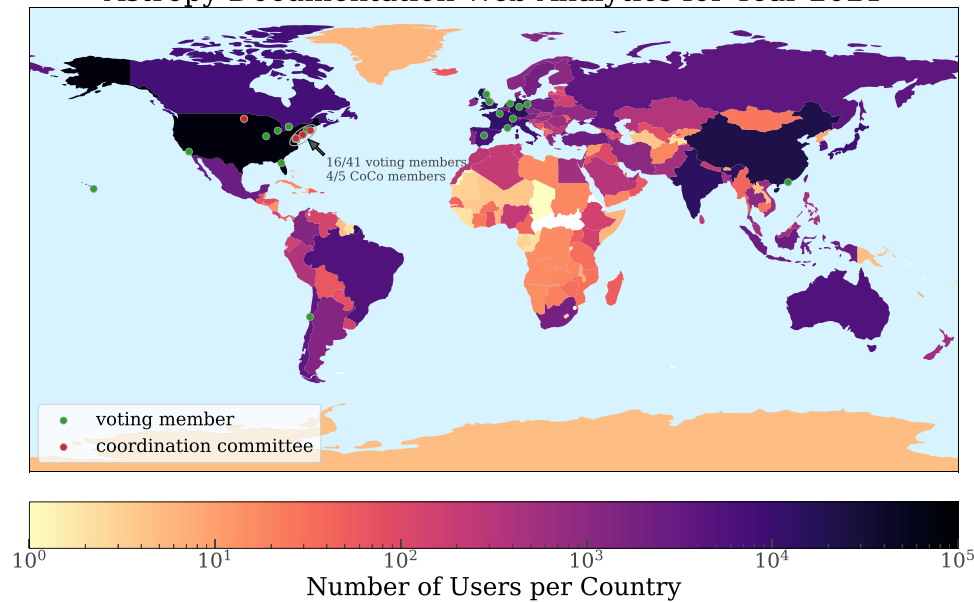


Figure 5. The number of users who accessed the `astropy` core package documentation in 2021, based on data from Google Analytics. The circle markers show the approximate locations of home institutions for Astropy voting members (green) and coordination committee members (red), demonstrating the overrepresentation of the United States, and less so, Europe given the global spread of `astropy` users.

by a mix of volunteer effort and institutional support. At present, the `named roles` and maintainer positions in the Astropy Project are also split roughly evenly between these types of contributors. As is the case with many other open-source software communities, the culture of the Project and overall coordination relies heavily on volunteer effort. We therefore have significant amounts of critical infrastructure or core functionality that is either maintained with no redundancy or unmaintained as contributors naturally move on from and stop contributing to the Project. A prime example within the core package is the `astropy.fits` subpackage, which is largely in maintenance mode and maintained by just one contributor (despite the significant code base and user community behind this subpackage). While we now have funding to support the longer-term sustainability of the Project and thus to address these issues, we are finding it difficult to use this funding in ways that address our needs. For one, many of the needs of the Project require long-term and sustained funding rather than short-term contracts. Furthermore, the specialized nature of the software requires being able to hire or contract software engineers with domain knowledge about astronomical software tools. Finally, we want to be able to preserve and sustain the engaged community of volunteers, software-engaged researchers, and existing software engineers that contribute to the Project and that have enabled its success in ways that support their careers. These challenges will require both cultural and larger systemic changes to astronomical research and career paths, and so will take time to influence and implement.

2. Diversity of users, contributors, maintainers, and coordinators: The Astropy Project aims to be made up of members at all levels (users to contributors to coordinators) with a diverse set of skills, backgrounds, and experiences. While Astropy is used globally—for example, Figure 5 shows the number of users per country who accessed the `astropy` core package documentation in

2021—our user community is underrepresented in non-English-speaking or -teaching countries, and our maintainers and coordinators are fairly narrowly concentrated in the United States and Europe (see the circle markers on Figure 5). The gap in users in many countries is understandable given that much of our content and documentation is written in English and therefore only available in other languages through imperfect, automated translation services (like Google translate). The fact that our maintainers and coordinators are generally in the US (even then, mostly on the East Coast) and Europe is a reflection of where institutions have explicitly supported Astropy, and where volunteers have had the ability to contribute to the Project.

3. Long-term and sustained funding for maintaining infrastructure: The software and packaging infrastructure within the Astropy Project includes (but is not limited to) Continuous Integration (CI), test plugins, documentation builds, and package delivery. Keeping the infrastructure working is essential in software development and operations. This kind of work has low visibility and is not attractive to scientists or volunteer contributors; therefore, it is most effective to delegate such tasks to paid roles. Astropy secured a 3-year grant for this but the situation remains uncertain once the grant runs out, as infrastructure evolves and requires constant maintenance and upgrades. Some of the engineers currently in these roles are also employees of research institutions that may leave the Project without much notice, adding to the uncertainty factor.
4. Understanding, communicating with, and engaging our user communities: The Astropy Project is used by a number of intersecting and overlapping communities, such as telescope operations and data management, data archives, researchers, students, educators, and the general public. These communities have different needs from and uses for Astropy, many of which we are only aware of through individual

engagement from members of these respective communities. This kind of communication may provide biased perspectives on these communities. We therefore need to develop more formal and democratic ways of engaging these communities, such as through running and analyzing user surveys, or creating and engaging with user groups that can better represent these communities. Additionally, as the Astropy ecosystem has and continues to grow, we need to ensure that users in these different communities have access to educational materials to train new users to use Astropy and Python software tools. This may involve tailoring workshops, tutorials, and educational materials to these communities; however, this represents a significant maintenance and content development burden on the Project.

6. Conclusions

The Astropy Project has continued to serve as an active, community-oriented software project with a wide reach and growing impact, both within astronomy and astrophysics and in broader scientific software communities. The Project is in the midst of setting up infrastructure to ensure its long-term sustainability and to continue the healthy growth of the software ecosystem, developer, and user communities that interface with the Project. For example, over the last years, we have formalized and implemented a new governance model for the Astropy Project (Section 3.1), have continued to engage a growing pool of active and top contributors (Section 3.2), and have begun to receive significant formal funding for the Project itself (Section 3.4). The Astropy Project is also expanding its educational and community-focused initiatives by soliciting and funding initiatives in inclusion, diversity, and equity (Section 3.3) as well as through the Learn Astropy initiative, which aims to make tutorials and educational content that highlight software tools for astronomy more discoverable and accessible (Section 4.5). We expect to continue in all of these threads over the coming years as we aim to make the Astropy Project more sustainable and a larger, more welcoming community for open-source software users and enthusiasts in astronomy.

We would like to thank the members of the community who have contributed to Astropy, opened issues and provided feedback, and supported the Project in a number of different ways.

We acknowledge the Gordon and Betty Moore Foundation for their continued financial support. This work is partially supported by NASA under grant No. 80NSSC22K0347 issued through the NASA ROSES program. This work is partially supported by the international Gemini Observatory, a program of NSF’s NOIRLab, which is managed by the Association of Universities for Research in Astronomy (AURA) under a cooperative agreement with the National Science Foundation, on behalf of the Gemini partnership of Argentina, Brazil, Canada, Chile, the Republic of Korea, and the United States of America. We also thank NumFOCUS and the Python Software Foundation for financial support.

J.A.A.-M. acknowledges funding support from Macquarie University through the International Macquarie University Research Excellence Scholarship (“iMQRES”). A.B. was supported by the Lendület Program of the Hungarian Academy of Sciences, project No. LP2018-7, and the KKP-137523 “SeismoLab” Élvonal grant of the Hungarian Research,

Development and Innovation Office (NKFIH). M.B. gratefully acknowledges support from the ANID BASAL project FB210003 and the FONDECYT regular grant 1211000. F.D. E. acknowledges funding through the H2020 ERC Consolidator grant 683184, the ERC Advanced grant 695671 “QUENCH” and support from the Science and Technology Facilities Council (STFC). S.G. made contributions to Astropy as part of the Google Summer of Code 2021. S.G. acknowledges some intellectual support from the CCAD-UNC-NOVA. Funding for the Stellar Astrophysics Centre is provided by The Danish National Research Foundation (grant agreement No.: DNR106). N.K. acknowledges support from the MIT Pappalardo fellowship. K.A.O. acknowledges support from the European Research Council (ERC) through Advanced Investigator grant to C.S. Frenk, DMIDAS (GA 786910). C.P. is supported by the Canadian Space Agency under a contract with NRC Herzberg Astronomy and Astrophysics. S.P. has been supported by Spanish MINECO-FEDER grant RTI2018-096188-B-I00 J.P.G. acknowledges funding support from Spanish public funds for research from project PID2019-107061GB-C63 from the “Programas Estatales de Generación de Conocimiento y Fortalecimiento Científico y Tecnológico del Sistema de I+D+i y de I+D+i Orientada a los Retos de la Sociedad,” as well as from the State Agency for Research of the Spanish MCIU through the “Center of Excellence Severo Ochoa” award to the Instituto de Astrofísica de Andalucía (SEV-2017-0709). N.S. acknowledges support from the National Science Foundation through the Graduate Research Fellowship Program under grant 1842402. Any opinions, findings, and conclusions or recommendations expressed in this material are those of the authors and do not necessarily reflect the views of the National Science Foundation. Supported by the international Gemini Observatory, a program of NSF’s NOIRLab, which is managed by the Association of Universities for Research in Astronomy (AURA) under a cooperative agreement with the National Science Foundation, on behalf of the Gemini Observatory partnership: the National Science Foundation (United States), National Research Council (Canada), Agencia Nacional de Investigación y Desarrollo (Chile), Ministerio de Ciencia, Tecnología e Innovación (Argentina), Ministério da Ciência, Tecnologia, Inovações e Comunicações (Brazil), and Korea Astronomy and Space Science Institute (Republic of Korea). Parts of this research were supported by the Australian Research Council Centre of Excellence for All-Sky Astro-physics in 3 Dimensions (ASTRO 3D), through project number CE170100013. D.S. is supported by STFC grant ST/S000240/1. N.S. acknowledges the support of the Science and Engineering Research Council of Canada (NSERC) Canadian Graduate Scholarship—Doctoral Program, [funding reference numbers CGSD547212020].

The Astropy community is supported by and makes use of a number of organizations and services outside the traditional academic community. We thank Google for financing and organizing the Google Summer of Code (GSoC) program, which has funded several students per year to work on Astropy-related projects over the summer. These students often turn into long-term contributors. Within the academic community, we thank institutions that make it possible for astronomers and other developers on their staff to contribute their time to the development of Astropy projects. We would like to acknowledge the support of the Space Telescope Science Institute,

Harvard-Smithsonian Center for Astrophysics, and the South African Astronomical Observatory.

Furthermore, the Astropy packages would not exist in their current form without a number of web services for code hosting, continuous integration, and documentation; in particular, Astropy heavily relies on GitHub, Azure Pipelines, CircleCI, and Read the Docs.

This research has made use of NASA’s Astrophysics Data System.

astropy interfaces with the SIMBAD database, operated at CDS, Strasbourg, France. It also makes use of the ERFA library (Tollerud et al. 2021), which in turn derives from the IAU SOFA Collection¹³⁶ developed by the International Astronomical Union Standards of Fundamental Astronomy (Hohenkerk 2011).

Software: astropy (Astropy Collaboration et al. 2013, 2018), Cython (Behnel et al. 2011), geopandas (Jordahl et al. 2020), matplotlib (Hunter 2007), numpy (Harris et al. 2020), pandas (McKinney 2010), scipy (Virtanen et al. 2020).

ORCID iDs

Adrian M. Price-Whelan  <https://orcid.org/0000-0003-0872-7098>
 Pey Lian Lim  <https://orcid.org/0000-0003-0079-4114>
 Nicholas Earl  <https://orcid.org/0000-0003-1714-7415>
 Nathaniel Starkman  <https://orcid.org/0000-0003-3954-3291>
 Larry Bradley  <https://orcid.org/0000-0002-7908-9284>
 David L. Shupe  <https://orcid.org/0000-0003-4401-0430>
 Aarya A. Patil  <https://orcid.org/0000-0002-7626-506X>
 Lia Corrales  <https://orcid.org/0000-0002-5466-3817>
 C. E. Brasseur  <https://orcid.org/0000-0002-9314-960X>
 Maximilian Nöthe  <https://orcid.org/0000-0001-7993-8189>
 Axel Donath  <https://orcid.org/0000-0003-4568-7005>
 Erik Tollerud  <https://orcid.org/0000-0002-9599-310X>
 Brett M. Morris  <https://orcid.org/0000-0003-2528-3409>
 Adam Ginsburg  <https://orcid.org/0000-0001-6431-9633>
 Eero Vaher  <https://orcid.org/0000-0001-8736-1762>
 James Tocknell  <https://orcid.org/0000-0001-6637-6922>
 William Jamieson  <https://orcid.org/0000-0001-5976-4492>
 Marten H. van Kerkwijk  <https://orcid.org/0000-0002-5830-8505>
 Thomas P. Robitaille  <https://orcid.org/0000-0002-8642-1329>
 Matteo Bachetti  <https://orcid.org/0000-0002-4576-9337>
 H. Moritz Günther  <https://orcid.org/0000-0003-4243-2840>
 Jaime A. Alvarado-Montes  <https://orcid.org/0000-0003-0353-9741>
 Anne M. Archibald  <https://orcid.org/0000-0003-0638-3340>
 Attila Bódi  <https://orcid.org/0000-0002-8585-4544>
 Shreyas Bapat  <https://orcid.org/0000-0002-0870-4665>
 Geert Barentsen  <https://orcid.org/0000-0002-3306-3484>
 Juanjo Bazán  <https://orcid.org/0000-0001-7699-3983>
 Médéric Boquien  <https://orcid.org/0000-0003-0946-6176>
 D. J. Burke  <https://orcid.org/0000-0003-4428-7835>
 Daria Cara  <https://orcid.org/0000-0003-3833-1668>
 Mihai Cara  <https://orcid.org/0000-0002-9294-6551>
 Kyle E Conroy  <https://orcid.org/0000-0002-5442-8550>
 Simon Conseil  <https://orcid.org/0000-0002-3657-4191>
 Matthew W. Craig  <https://orcid.org/0000-0001-7988-8919>

Robert M. Cross  <https://orcid.org/0000-0003-0081-8024>
 Kelle L. Cruz  <https://orcid.org/0000-0002-1821-0650>
 Francesco D’Eugenio  <https://orcid.org/0000-0003-2388-8172>
 Nadia Dencheva  <https://orcid.org/0000-0002-5686-9632>
 Hadrien A. R. Devillepoix  <https://orcid.org/0000-0001-9226-1870>
 Jörg P. Dietrich  <https://orcid.org/0000-0002-8134-9591>
 Arthur Davis Eigenbrot  <https://orcid.org/0000-0003-0810-4368>
 Leonardo Ferreira  <https://orcid.org/0000-0002-8919-079X>
 Daniel Foreman-Mackey  <https://orcid.org/0000-0002-9328-5652>
 Nabil Freij  <https://orcid.org/0000-0002-6253-082X>
 Suyog Garg  <https://orcid.org/0000-0002-2309-9731>
 Robel Geda  <https://orcid.org/0000-0003-1509-9966>
 Yash Gondhalekar  <https://orcid.org/0000-0002-6646-4225>
 Karl D. Gordon  <https://orcid.org/0000-0001-5340-6774>
 David Grant  <https://orcid.org/0000-0001-5878-618X>
 Perry Greenfield  <https://orcid.org/0000-0003-2269-0551>
 Austen M. Groener  <https://orcid.org/0000-0002-6508-2938>
 Sebastian Gurovich  <https://orcid.org/0000-0001-5848-4077>
 Rasmus Handberg  <https://orcid.org/0000-0001-8725-4502>
 Akeem Hart  <https://orcid.org/0000-0002-8138-1479>
 Zac Hatfield-Dodds  <https://orcid.org/0000-0002-8646-8362>
 Derek Homeier  <https://orcid.org/0000-0002-8546-9128>
 Griffin Hosseinzadeh  <https://orcid.org/0000-0002-0832-2974>
 Tim Jenness  <https://orcid.org/0000-0001-5982-167X>
 Craig K. Jones  <https://orcid.org/0000-0002-0629-3006>
 Prajwel Joseph  <https://orcid.org/0000-0003-1409-1903>
 J. Bryce Kalmbach  <https://orcid.org/0000-0002-6825-5283>
 Emir Karamehmetoglu  <https://orcid.org/0000-0001-6209-838X>
 Mikołaj Kaluszyński  <https://orcid.org/0000-0003-0109-5833>
 Michael S. P. Kelley  <https://orcid.org/0000-0002-6702-7676>
 Nicholas Kern  <https://orcid.org/0000-0002-8211-1892>
 Wolfgang E. Kerzendorf  <https://orcid.org/0000-0002-0479-7235>
 Eric W. Koch  <https://orcid.org/0000-0001-9605-780X>
 Shankar Kulumani  <https://orcid.org/0000-0002-7822-0471>
 Antony Lee  <https://orcid.org/0000-0003-2193-5369>
 Chun Ly  <https://orcid.org/0000-0002-4245-2318>
 Zhiyuan Ma  <https://orcid.org/0000-0003-3270-6844>
 Conor MacBride  <https://orcid.org/0000-0002-9901-8723>
 Jakob M. Maljaars  <https://orcid.org/0000-0001-8100-9514>
 Demitri Muna  <https://orcid.org/0000-0002-1631-4114>
 N. A. Murphy  <https://orcid.org/0000-0001-6628-8033>
 Henrik Norman  <https://orcid.org/0000-0003-4189-3450>
 Richard O’Steen  <https://orcid.org/0000-0002-2432-8946>
 Kyle A. Oman  <https://orcid.org/0000-0001-9857-7788>
 Camilla Pacifici  <https://orcid.org/0000-0003-4196-0617>
 Sergio Pascual  <https://orcid.org/0000-0002-9351-6051>
 J. Pascual-Granado  <https://orcid.org/0000-0003-0139-6951>
 Rohit R. Patil  <https://orcid.org/0000-0002-5923-4966>
 Gabriel I Perren  <https://orcid.org/0000-0002-1852-9653>
 Timothy E. Pickering  <https://orcid.org/0000-0002-9427-5448>
 Benjamin R. Roulston  <https://orcid.org/0000-0002-9453-7735>
 Daniel F Ryan  <https://orcid.org/0000-0001-8661-3825>
 Eli S. Rykoff  <https://orcid.org/0000-0001-9376-3135>
 Jose Sabater  <https://orcid.org/0000-0003-1149-6294>
 Parikshit Sakurikar  <https://orcid.org/0000-0002-9523-5640>
 Jesús Salgado  <https://orcid.org/0000-0002-3680-4364>
 Aniket Sanghi  <https://orcid.org/0000-0002-1838-4757>
 Nicholas Saunders  <https://orcid.org/0000-0003-2657-3889>

¹³⁶ <http://www.iausofa.org>

Volodymyr Savchenko  <https://orcid.org/0000-0001-6353-0808>
 Ludwig Schwardt  <https://orcid.org/0000-0003-1234-1921>
 Albert Y. Shih  <https://orcid.org/0000-0001-6874-2594>
 Gyanendra Shukla  <https://orcid.org/0000-0001-9268-3803>
 Jonathan Sick  <https://orcid.org/0000-0003-3001-676X>
 Chris Simpson  <https://orcid.org/0000-0001-8589-4055>
 Sudheesh Singanamalla  <https://orcid.org/0000-0003-2462-7273>
 Leo P. Singer  <https://orcid.org/0000-0001-9898-5597>
 Jaladh Singhal  <https://orcid.org/0000-0002-8310-0829>
 Manodeep Sinha  <https://orcid.org/0000-0002-4845-1228>
 Brigitta M. Sipőcz  <https://orcid.org/0000-0002-3713-6337>
 Lee R. Spitzer  <https://orcid.org/0000-0001-5185-9876>
 David Stansby  <https://orcid.org/0000-0002-1365-1908>
 Ole Streicher  <https://orcid.org/0000-0001-7751-1843>
 John D. Swinbank  <https://orcid.org/0000-0001-9445-1846>
 Dan S. Taranu  <https://orcid.org/0000-0001-6268-1882>
 Grant R. Tremblay  <https://orcid.org/0000-0002-5445-5401>
 Miguel de Val-Borro  <https://orcid.org/0000-0002-0455-9384>
 Samuel J. Van Kooten  <https://orcid.org/0000-0002-4472-8517>
 Shresth Verma  <https://orcid.org/0000-0003-0370-5471>
 José Vinícius de Miranda Cardoso  <https://orcid.org/0000-0001-5410-5551>
 Peter K. G. Williams  <https://orcid.org/0000-0003-3734-3587>
 Tom J. Wilson  <https://orcid.org/0000-0001-6352-9735>
 Benjamin Winkel  <https://orcid.org/0000-0001-6999-3635>
 W. M. Wood-Vasey  <https://orcid.org/0000-0001-7113-1233>
 Rui Xue  <https://orcid.org/0000-0001-7689-9305>
 Peter Yoachim  <https://orcid.org/0000-0003-2874-6464>
 Chen Zhang  <https://orcid.org/0000-0002-9583-263X>
 Andrea Zonca  <https://orcid.org/0000-0001-6841-1058>

References

- Abadi, M., Agarwal, A., Barham, P., et al. 2015, TensorFlow: Large-Scale Machine Learning on Heterogeneous Systems, <https://www.tensorflow.org/>
- Aldcroft, T., Craig, M., Cruz, K., et al. 2021, Astropy Proposal for Enhancement O: The Astropy Project Governance Charter (APE O), Zenodo, doi:10.5281/zenodo.4552791
- Arias, E. F., Charlot, P., Feissel, M., & Lestrade, J. F. 1997, *ITN*, **23**, IV
- Asdf-astropy developers 2022, asdf-astropy-ASDF serialization support for astropy, <https://github.com/astropy/asdf-astropy>
- Astropy Collaboration, Robitaille, T. P., Tollerud, E. J., et al. 2013, *A&A*, **558**, A33
- Astropy Collaboration, Price-Whelan, A. M., Sipőcz, B. M., et al. 2018, *AJ*, **156**, 123
- Augier, P., Bolz-Tereick, C. F., Guelton, S., & Mohanan, A. V. 2021, *NatAs*, **5**, 334
- Bachetti, M. 2018, HENDRICS: High ENergy Data Reduction Interface from the Command Shell, Astrophysics Source Code Library, ascl:1805.019
- Bapat, S., Saha, R., Shivottam, J., et al. 2021, einsteinpy/einsteinpy: EinsteinPy v0.4.0, Zenodo, doi:10.5281/zenodo.4739508
- Barbary, K. 2014, snocosmo v0.4.2, Zenodo, doi:10.5281/zenodo.11938
- Beaumont, C., Goodman, A., & Greenfield, P. 2015, in ASP Conf. Ser., 495, Astronomical Data Analysis Software and Systems XXIV (ADASS XXIV), ed. A. R. Taylor & E. Rosolowsky (San Francisco, CA: ASP), 101
- Behnel, S., Bradshaw, R., Citro, C., et al. 2011, *CSE*, **13**, 31
- Bennett, C. L., Bay, M., Halpern, M., et al. 2003, *ApJ*, **583**, 1
- Beroiz, M., Cabral, J., & Sanchez, B. 2020, *A&C*, **32**, 100384
- Birrer, S., & Amara, A. 2018, *PDU*, **22**, 189
- Birrer, S., Shajib, A. J., Gilman, D., et al. 2021, *JOSS*, **6**, 3283
- Bovy, J. 2015, *ApJS*, **216**, 29
- Bradley, L., Sipőcz, B., Robitaille, T., et al. 2022a, astropy/photutils: v1.4.0, Zenodo, doi:10.5281/zenodo.6385735
- Bradley, L., Deil, C., Patra, S., et al. 2022b, astropy/regions: v0.6, Zenodo, doi:10.5281/zenodo.6374572
- Cabral, J., Sánchez, B., Ramos, F., et al. 2018, *A&C*, **25**, 213
- Cabral, J. B., Sánchez, B., Beroiz, M., et al. 2017, *A&C*, **20**, 140
- Cock, P. J. A., Antao, T., Chang, J. T., et al. 2009, *Bioinformatics*, **25**, 1422
- Craig, M. W., Crawford, S. M., Deil, C., et al. 2015, CCD data reduction software, Astrophysics Source Code Library, ascl:1510.007
- Cruz, K., Günther, H. M., Patil, A., Swinbank, J., & Tollerud, E. 2022, Astropy Proposal for Enhancement 19: Distributing Astropy Project Funding (APE19), doi:10.5281/zenodo.6312048
- Deil, C., Zanin, R., Lefaveur, J., et al. 2017, Proc. ICRC (Busan, Korea), **301**, 766
- Dencheva, N., Mumford, S., Cara, M., et al. 2021, spacetelescope/gwcs: GWCS v0.18.0, Zenodo, doi:10.5281/zenodo.5800080
- Doe, S., Nguyen, D., Stawarz, C., et al. 2007, in ASP Conf. Ser., 376, Astronomical Data Analysis Software and Systems XVI, ed. R. A. Shaw, F. Hill, & D. J. Bell (San Francisco, CA: ASP), 543
- Earl, N., Tollerud, E., Jones, C., et al. 2021, astropy/specutils: v1.5.0, Zenodo, doi:10.5281/zenodo.57216520
- Lim, P. L. 2017, Ejeschke/ginga: Ginga v2.6.6, Zenodo, doi:10.5281/zenodo.1040969
- Ford, J. 2016, cluster-lensing: v0.1.2, Zenodo, doi:10.5281/zenodo.51370
- Foreman-Mackey, D., Hogg, D. W., Lang, D., & Goodman, J. 2013, *PASP*, **125**, 306
- Foreman-Mackey, D., Luger, R., Agol, E., et al. 2021, *JOSS*, **6**, 3285
- Fumana, M. 2021, SpectraPy, doi:10.20371/inaf/sw/2021_00001
- Ginsburg, A., & Mirocha, J. 2011, PySpecKit: Python Spectroscopic Toolkit, Astrophysics Source Code Library, ascl:1109.001
- Ginsburg, A., Sipőcz, B. M., Brasseur, C. E., et al. 2019, *AJ*, **157**, 98
- Ginsburg, A., Koch, E., Robitaille, T., et al. 2019, radio-astro-tools/spectral-cube: Release v0.4.5, Zenodo, doi:10.5281/zenodo.3558614
- Gomes-Júnior, A. R., Morgado, B. E., Benedetti-Rossi, G., et al. 2022, *MNRAS*, **511**, 1167
- Graham, M., Plante, R., Tody, D., & Fitzpatrick, M. 2014, Python Access to the Virtual Observatory, Astrophysics Source Code Library, ascl:1402.004PyVO
- Greenfield, P., Droettboom, M., & Bray, E. 2015, *A&C*, **12**, 240
- Günther, H. M., Frost, J., & Theriault-Shay, A. 2017, *AJ*, **154**, 243
- Harris, C. R., Millman, K. J., van der Walt, S. J., et al. 2020, *Natur*, **585**, 357
- Hohenkerk, C. 2011, *SchPj*, **6**, 11404
- Hunter, J. D. 2007, *CSE*, **9**, 90
- Huppenkothen, D., Bachetti, M., Stevens, A., et al. 2019, *JOSS*, **4**, 1393
- Huppenkothen, D., Bachetti, M., Stevens, A. L., et al. 2019, *ApJ*, **881**, 39
- Jordahl, K., den Bossche, J. V., Fleischmann, M., et al. 2020, geopandas/geopandas: v0.8.1, Zenodo, doi:10.5281/zenodo.3946761
- Joye, W. A., & Mandel, E. 2003, in ASP Conf. Ser., 295, Astronomical Data Analysis Software and Systems XII, ed. H. E. Payne, R. I. Jedrzejewski, & R. N. Hook (San Francisco, CA: ASP), 489
- Kester, D., & Mueller, M. 2022, dokester/BayesianFitting: v3.0.0, Zenodo, doi:10.5281/zenodo.5996693
- Lightkurve Collaboration, Cardoso, J. V. d. M., Hedges, C., et al. 2018, Lightkurve: Kepler and TESS time series analysis in Python, Astrophysics Source Code Library, ascl:1812.013
- Léni 2022, legau/kanon: v0.6.1, Zenodo, doi:10.5281/zenodo.6354163
- McCully, C., Crawford, S., Kovacs, G., et al. 2018, astropy/astrocrappy: v1.0.5, Zenodo, doi:10.5281/zenodo.1482019
- McKinney, W. 2010, in Proc. 9th Python in Science Conf., ed. S. van der Walt & J. Millman (Austin, TX: SciPy), 56
- Meurer, A., Smith, C. P., Paprocki, M., et al. 2017, PeerJ Comp. Sci., **3**, e103
- Mommert, M. P., Kelley, M. S., de Val-Borro, M., et al. 2019, *JOSS*, **4**, 1426
- Morris, B. M., Tollerud, E., Sipőcz, B., et al. 2018, *AJ*, **155**, 128
- Newell, D. B., & Tiesinga, E. 2019, The International System of Units (SI), Tech. Rep., NIST doi:10.6028/nist.sp.330-2019
- Nigro, C., Sitarek, J., Gliwny, P., et al. 2022, Agnpy v 0.1.8, Zenodo, doi:10.5281/zenodo.5932850
- Nitz, A., Harry, I., Brown, D., et al. 2022, gwastro/pycbc: v2.0.2 release of PyCBC, Zenodo, doi:10.5281/zenodo.6324278
- Nöthe, M., Kosack, K., Nickel, L., & Peresano, M. 2021, Proc. ICRC (Berlin, Germany), **37**, 744
- Planck Collaboration 2006, arXiv:astro-ph/0604069
- Planck Collaboration, Ade, P. A. R., Aghanim, N., et al. 2016, *A&A*, **594**, A13
- Planck Collaboration, Aghanim, N., Akrami, Y., et al. 2020, *A&A*, **641**, A6
- PlasmaPy Community, Everson, E., Stańczak, D., et al. 2021, PlasmaPy: v0.6.0, Zenodo, doi:10.5281/zenodo.4602818
- Price-Whelan, A. M. 2017, *JOSS*, **2**, 388
- Prochaska, J. X., Tejos, N., Crighton, N., et al. 2017, Linetools/linetools: Third Minor Release, Zenodo, doi:10.5281/zenodo.1036773
- Robitaille, T. 2018, reproject: astronomical image reprojection in Python, Zenodo, doi:10.5281/zenodo.1162674
- Robitaille, T. 2019, APLpy v2.0: The Astronomical Plotting Library in Python, Zenodo, doi:10.5281/zenodo.2567476

- Robitaille, T., Beaumont, C., Qian, P., Borkin, M., & Goodman, A. 2019, *glueviz* v0.15.2: multidimensional data exploration, 0.15.2, Zenodo, doi:[10.5281/zenodo.3385920](https://doi.org/10.5281/zenodo.3385920)
- Robitaille, T., & Bressert, E. 2012, APLpy: Astronomical Plotting Library in Python, Astrophysics Source Code Library, ascl:[1208.017](https://ascl.net/1208.017)
- Rodríguez-Gomez, V., Snyder, G. F., Lotz, J. M., et al. 2019, *MNRAS*, **483**, 4140
- Rodríguez, J. L. C., Hidalgo, A., Márquez, A. L., et al. 2017, *poliastro/poliastro*: poliastro v0.8.0 (OSCW edition), Zenodo, doi:[10.5281/zenodo.1058988](https://doi.org/10.5281/zenodo.1058988)
- Rots, A. H., Bunclark, P. S., Calabretta, M. R., et al. 2015, *A&A*, **574**, A36
- Salvatier, J., Wiecki, T. V., & Fonnesbeck, C. 2016, *PeerJ Computer Science*, **2**, e55
- Schönrich, R., Binney, J., & Dehnen, W. 2010, *MNRAS*, **403**, 1829
- Sosey, M. 2017, *imexam*: v0.8.0 release, Zenodo, doi:[10.5281/zenodo.1042809](https://doi.org/10.5281/zenodo.1042809)
- Spergel, D. N., Verde, L., Peiris, H. V., et al. 2003, *ApJS*, **148**, 175
- Spergel, D. N., Bean, R., Doré, O., et al. 2007, *ApJS*, **170**, 377
- Streicher, O., & Weibacher, P. M. 2012, in ASP Conf. Ser., 461, *Astronomical Data Analysis Software and Systems XXI*, ed. P. Ballester, D. Egret, & N. P. F. Lorente (San Francisco, CA: ASP), **853**
- STScI Development Team 2018, *Synthetic photometry using Astropy*, Astrophysics Source Code Library, ascl:[1811.001](https://ascl.net/1811.001)
- SunPy Community, S., Barnes, W. T., Bobra, M. G., et al. 2020, *ApJ*, **890**, 68
- Suutarinen, A. 2015, *omnifit*: v0.2.1, Zenodo, doi:[10.5281/zenodo.35536](https://doi.org/10.5281/zenodo.35536)
- Tollerud, E. 2013, *Astropy Proposal for Enhancement 2: Astropy Release Cycle and Version Numbering (APE 2)*, Zenodo, doi:[10.5281/zenodo.1043888](https://doi.org/10.5281/zenodo.1043888)
- Tollerud, E., Pascual, S., van Kerkwijk, M. H., et al. 2021, *liberfa/erfa*: v2.0.0, Zenodo, doi:[10.5281/zenodo.1021148](https://doi.org/10.5281/zenodo.1021148)
- Turk, M. J., Smith, B. D., Oishi, J. S., et al. 2011, *ApJS*, **192**, 9
- van Kerkwijk, M., Zhu, C. C., Guo, S., et al. 2021a, *mhvk/baseband*: v4.1.1, Zenodo, doi:[10.5281/zenodo.5750420](https://doi.org/10.5281/zenodo.5750420)
- van Kerkwijk, M. H., Tollerud, E., Valentino, A., et al. 2021b, *liberfa/pyerfa*: v2.0.0, Zenodo, doi:[10.5281/zenodo.3940698](https://doi.org/10.5281/zenodo.3940698)
- VanderPlas, J., Connolly, A., Ivezić, Ž., & Gray, A. 2012, in *Conference on Intelligent Data Understanding (CIDU)*, **47**
- Virtanen, P., Gommers, R., Oliphant, T. E., et al. 2020, *NatMe*, **17**, 261
- Weaver, B. A., Barbary, K., Bradley, L., et al. 2019, *weaverba137/pydl*: Last Python 2 Release v0.7.0, Zenodo, doi:[10.5281/zenodo.2575874](https://doi.org/10.5281/zenodo.2575874)
- Zabalza, V. 2015, *ICRC (The Hague, Netherlands)*, **34**, 922