



**HAL**  
open science

# On computing viscoelastic Love numbers for general planetary models: the ALMA3 code

D. Melini, C. Saliby, G. Spada

► **To cite this version:**

D. Melini, C. Saliby, G. Spada. On computing viscoelastic Love numbers for general planetary models: the ALMA3 code. *Geophysical Journal International*, 2022, 231, pp.1502-1517. 10.1093/gji/ggac263 . insu-03869592

**HAL Id: insu-03869592**

**<https://insu.hal.science/insu-03869592>**

Submitted on 16 Mar 2023

**HAL** is a multi-disciplinary open access archive for the deposit and dissemination of scientific research documents, whether they are published or not. The documents may come from teaching and research institutions in France or abroad, or from public or private research centers.

L'archive ouverte pluridisciplinaire **HAL**, est destinée au dépôt et à la diffusion de documents scientifiques de niveau recherche, publiés ou non, émanant des établissements d'enseignement et de recherche français ou étrangers, des laboratoires publics ou privés.

*This article has been accepted for publication in Geophysical Journal International ©: 2022 The Authors. Published by Oxford University Press on behalf of the Royal Astronomical Society. All rights reserved.*

# On computing viscoelastic Love numbers for general planetary models: the ALMA<sup>3</sup> code

D. Melini<sup>1</sup>, C. Saliby<sup>2</sup> and G. Spada<sup>3</sup>

<sup>1</sup>Istituto Nazionale di Geofisica e Vulcanologia, 00143 Roma RM, Italy. E-mail: [daniele.melini@ingv.it](mailto:daniele.melini@ingv.it)

<sup>2</sup>Géoazur, CNRS, Observatoire de la Côte d'Azur, Université Côte d'Azur, 06560 Valbonne, France

<sup>3</sup>Dipartimento di Fisica e Astronomia Augusto Righi (DIFA), Alma Mater Studiorum Università di Bologna, 40127 Bologna BO, Italy

Accepted 2022 July 5. Received 2022 June 30; in original form 2021 November 2

## SUMMARY

The computation of the Love numbers (LNs) for a spherically symmetric self-gravitating viscoelastic Earth is a classical problem in global geodynamics. Here we revisit the problem of the numerical evaluation of loading and tidal LNs in the static limit for an incompressible planetary body, adopting a Laplace inversion scheme based upon the Post-Widder formula as an alternative to the traditional viscoelastic normal modes method. We also consider, within the same framework, complex-valued, frequency-dependent LNs that describe the response to a periodic forcing, which are paramount in the study of the tidal deformation of planets. Furthermore, we numerically obtain the time-derivatives of LNs, suitable for modelling geodetic signals in response to surface loads variations. A number of examples are shown, in which time and frequency-dependent LNs are evaluated for the Earth and planets adopting realistic rheological profiles. The numerical solution scheme is implemented in ALMA<sup>3</sup> (the plAnetary Love nUMbers cAlculator, version 3), an upgraded open-source Fortran 90 program that computes the LNs for radially layered planetary bodies with a wide range of rheologies, including transient laws like Andrade or Burgers.

**Key words:** Loading of the Earth; Tides and planetary waves; Transient deformation; Planetary interiors.

## 1 INTRODUCTION

Love numbers (LNs), first introduced by A.E.H. Love in 1911, provide a complete description of the response of a planetary body to external, surface or internal perturbations. In his seminal work, Love (1911) defined the LNs in the context of computing the radial deformation and the perturbation of gravity potential for an elastic, self-gravitating, homogeneous sphere that is subject to the gravitational pull of a tide-raising body. This definition has been subsequently extended by Shida (1912) to include also horizontal displacements. In order to describe the response to surface loads, an additional set of LNs, dubbed *loading Love numbers*, has been introduced in order to describe the Earth's response to surface loads (see e.g. Munk & MacDonald 1960; Farrell 1972) and today they are routinely used in the context of the Post Glacial Rebound problem (Spada *et al.* 2011). In a similar way, *shear Love numbers* represent the response to a shear stress acting on the surface (Saito 1978) while *dislocation Love numbers* describe deformations induced by internal point dislocations (see e.g. Sun & Okubo 1993).

The LN formalism has been originally defined in the realm of purely elastic deformations, for spherically symmetric Earth models consistent with global seismological observations. However,

invoking the Correspondence Principle in linear viscoelasticity (see e.g. Christensen 1982), the LNs can be generalized to anelastic models in a straightforward way. Currently, viscoelastic LNs are a key ingredient of several geophysical applications involving the time-dependent response of a spherically symmetric Earth model to surface loads or endogenous perturbations. For example, they are essential to the solution of the sea level equation (Farrell & Clark 1976) and are exploited in current numerical implementations of the Glacial Isostatic Adjustment (GIA) problem, either on millennial (see e.g. Spada & Melini 2019) or on decadal time scale (see e.g. Melini *et al.* 2015).

Since LNs depend on the internal structure of a planet and on its constitution, they can provide a means of establishing constraints on some physical parameters of the planet interior on the basis of geodetic measurements or astronomic observations (see e.g. Zhang 1992; Kellermann *et al.* 2018). For tidal periodic perturbations, complex LNs can be defined in the frequency domain, accounting for both the amplitude and phase lag of the response to a given tidal frequency (Williams & Boggs 2015). Frequency-domain LNs are widely used to constrain the interior structure of planetary bodies on the basis of observations of tidal amplitude and phase lag (see e.g. Sohl *et al.* 2003; Dumoulin *et al.* 2017; Tobie *et al.* 2019), to study the state of stress of satellites induced by tidal forcings (see

e.g. Wahr *et al.* 2009) or to investigate the tidal response of the giant planets (see e.g. Gavrilov & Zharkov 1977).

Viscoelastic LNs for a spherically symmetric, radially layered, self-gravitating planet are traditionally computed within the framework of the ‘viscoelastic normal modes’ method introduced by Peltier (1974), which relies upon the solution of Laplace-transformed equilibrium equations using the formalism of elastic propagators. As discussed for example by Spada & Boschi (2006) and Melini *et al.* (2008), this approach becomes progressively less feasible as the detail of the rheological model is increased or if complex constitutive laws are considered. Several workarounds have been proposed in the literature to avoid these shortcomings (see, e.g. Rundle 1982; Friederich & Dalkolmo 1995; Riva & Vermeersen 2002; Tanaka *et al.* 2006). Among these, the Post-Widder Laplace inversion formula (Post 1930; Widder 1934), first applied by Spada & Boschi (2006) to the evaluation of viscoelastic LNs for the Earth, has the advantage of maintaining unaltered the formal structure of the viscoelastic normal modes and of allowing for a straightforward implementation of complex rheological laws. For periodic loads, alternative numerical integration schemes similar to those developed by Takeuchi & Saito (1972) for the elastic problem (Na & Baek 2011; Wang *et al.* 2012) have been applied to the viscoelastic case by integrating Fourier-transformed solutions (Tobie *et al.* 2005, 2019).

In this work, we revisit the Post-Widder approach to the evaluation of LNs with the aim of extending it to more general planetary models, relaxing some of the assumptions originally made by Spada & Boschi (2006). In particular, we introduce a layered core in the Post-Widder formalism and obtain analytical expressions for the time derivatives of LNs, needed to model geodetic velocities in response to the variation of surface loads. In this respect, our approach is complementary to that of Padovan *et al.* (2018), who derived a semi-analytical solution for the fluid LNs using the propagator formalism. We implement our results in ALMA<sup>3</sup> (the pAnetary Love nuMbers cAlculator, version 3), an open-source code which extends and generalizes the program originally released by Spada (2008). ALMA<sup>3</sup> introduces a range of new capabilities, including the evaluation of frequency-domain LNs describing the response to periodic forcings, suitable for studying tidal dissipation in the Earth and planets.

This paper is organized as follows. In Section 2, we give a brief outline of the theory underlying the computation of viscoelastic LNs and of the application of the Post-Widder Laplace inversion formula. In Section 3 we discuss some general aspects of ALMA<sup>3</sup>, leaving the technical details to a User Manual. In Section 4, we validate ALMA<sup>3</sup> through some benchmarks between our numerical results and available reference solutions. In Section 5, we discuss some numerical examples before drawing our conclusions in Section 6.

## 2 MATHEMATICAL BACKGROUND

The details of the Post-Widder approach to numerical Laplace inversion have been extensively discussed in previous works (see Spada & Boschi 2006; Melini *et al.* 2008; Spada 2008). In what follows, we only give a brief account of the Post-Widder Laplace inversion method for the sake of illustrating how the new features of ALMA<sup>3</sup> have been implemented within its context.

### 2.1 Viscoelastic normal modes

Closed-form analytical expressions for the LNs exist only for a few extremely simplified planetary models. The first is the homogeneous, self-gravitating sphere, often referred to as the ‘Kelvin sphere’ (Thomson 1863). The second is the two-layer, incompressible, non self-gravitating model that has been solved analytically by Wu & Ni (1996). For more complex models, LNs shall be computed either through fully numerical integration of the equilibrium equations, or by invoking semi-analytical schemes. Among the latter, the viscoelastic normal modes method, introduced by Peltier (1974), relies upon the solution of the equilibrium equations in the Laplace-transformed domain. Invoking the Correspondence Principle (e.g. Christensen 1982) the equilibrium equations can be cast in a formally elastic form by defining a complex rigidity  $\mu(s)$  that depends on the rheology adopted and is a function of the Laplace variable  $s$ .

Following Spada & Boschi (2006), at a given harmonic degree  $n$ , the Laplace-transformed equations can be solved with standard propagator methods, and their solution at the planet surface ( $r = a$ ) can be written in vector form as

$$\tilde{\mathbf{x}}(s) = \tilde{f}(s) \left( P_1 \Lambda(s) J \right) \left( P_2 \Lambda(s) J \right)^{-1} \mathbf{b}, \quad (1)$$

where the tilde denotes Laplace-transformed quantities, vector  $\tilde{\mathbf{x}}(s) = (\tilde{u}, \tilde{v}, \tilde{\varphi})^T$  contains the  $n$ th degree harmonic coefficients of the vertical ( $\tilde{u}$ ) and horizontal ( $\tilde{v}$ ) components of the displacement field and the incremental potential ( $\tilde{\varphi}$ ),  $\tilde{f}(s)$  is the Laplace-transformed time-history of the forcing term,  $P_1$  and  $P_2$  are appropriate  $3 \times 6$  projection operators,  $J$  is a  $6 \times 3$  array that accounts for the boundary conditions at the core interface, and  $\mathbf{b}$  is a three-component vector expressing the surface boundary conditions (either of loading or of tidal type). In eq. (1),  $\Lambda(s)$  is a  $6 \times 6$  array that propagates the solution from the core radius ( $r = c$ ) to the planet surface ( $r = a$ ), which has the form:

$$\Lambda(s) = \prod_{k=N}^1 Y_k(r_{k+1}, s) Y_k^{-1}(r_k, s), \quad (2)$$

where  $N$  is the number of homogeneous layers outside the planet core,  $r_k$  is the radius of the interface between the  $(k - 1)$ th and  $k$ th layer, with  $r_1 \leq \dots \leq r_N$ ,  $r_1 = c$  and  $r_{N+1} = a$ . In eq. (2),  $Y_k(r, s)$  is the fundamental matrix that contains the six linearly independent solutions of the equilibrium equations valid in the  $k$ th layer, whose expressions are given analytically in Sabadini *et al.* (1982). When incompressibility is assumed, the matrix  $Y_k(r, s)$  depends upon the rheological constitutive law through the functional form of the complex rigidity  $\mu(s)$ , which replaces the elastic rigidity  $\mu$  of the elastic propagator (Wu & Peltier 1982). Table 1 lists expressions of  $\mu(s)$  for some rheological laws. For a fluid inviscid (i.e. zero viscosity) core, the array  $J$  in eq. (1) is a  $6 \times 3$  interface matrix whose components are explicitly given by Sabadini *et al.* (1982); conversely, for a solid core,  $J$  corresponds to the  $6 \times 3$  portion of the fundamental matrix for the core  $Y_c(c, s)$  that contains the three solutions behaving regularly for  $r \mapsto 0$ .

From the solution  $\tilde{\mathbf{x}}(s)$  obtained in eq. (1), the Laplace-transformed LNs are defined as:

$$\tilde{h}_n(s) = \frac{m}{a} \tilde{u}_n(s) \quad (3)$$

$$\tilde{l}_n(s) = \frac{m}{a} \tilde{v}_n(s) \quad (4)$$

$$\tilde{k}_n(s) = -1 - \frac{m}{ag} \tilde{\varphi}_n(s), \quad (5)$$

**Table 1.** Complex rigidities  $\mu(s)$  for the linear viscoelastic rheologies implemented in ALMA<sup>3</sup>. Here,  $\mu$  is the elastic rigidity,  $\eta$  is the Newtonian viscosity,  $\mu_2$  and  $\eta_2$  are the rigidity and viscosity of the transient element in the bi-viscous Burgers rheology, respectively. In the Andrade rheological law,  $\alpha$  is the creep parameter while  $\Gamma(x)$  is the Gamma function.

Rheological law	Complex rigidity $\mu(s)$
Hooke	$\mu$
Maxwell	$\frac{\mu s}{s + \mu/\eta}$
Newton	$\eta s$
Kelvin	$\mu + \eta s$
Burgers	$\frac{\mu s \left( s + \frac{\mu_2}{\eta_2} \right)}{s^2 + s \left( \frac{\mu}{\eta} + \frac{\mu + \mu_2}{\eta_2} \right) + \frac{\mu \mu_2}{\eta \eta_2}}$
Andrade	$\left[ \frac{1}{\mu} + \frac{1}{\eta s} + \Gamma(\alpha + 1) \frac{1}{\mu} \left( \frac{\eta s}{\mu} \right)^{-\alpha} \right]^{-1}$

where we have made the  $n$ -dependence explicit,  $m$  is the mass of the planet and  $g$  is the unperturbed surface gravitational acceleration (Farrell 1972; Wu & Peltier 1982). Using Cauchy's residue theorem, for Maxwell or generalized Maxwell rheologies eqs (3)–(5) can be cast in the standard normal modes form, which for an impulsive load ( $\tilde{f}(s) = 1$ ) reads

$$\tilde{L}_n(s) = L_n^e + \sum_{k=1}^{N_M} \frac{L_n^k}{s - s_n^k}, \quad (6)$$

where  $\tilde{L}_n(s)$  denotes any of the three LNs,  $L_n^e$  is the elastic component of the LN (i.e. the limit for  $s \rightarrow \infty$ ),  $L_n^k$  are the viscoelastic components (residues),  $s_n^k$  are the (real and negative) roots of the secular equation  $\text{Det}(P_2 \Lambda(s) J) = 0$ , and where  $N_M$  is the number of viscoelastic normal modes, each corresponding to one root of the secular equation (Spada & Boschi 2006). However, such standard form is not always available, since for some particular rheologies the complex rigidity  $\mu(s)$  cannot be cast in the form of a rational fraction (this occurs, for example, for the Andrade's rheology, see Table 1). This is one of the motivations for adopting non-conventional Laplace inversion formulas like the one discussed in next section.

## 2.2 LNs in the time domain

To obtain the time-domain LNs  $h_n(t)$ ,  $l_n(t)$  and  $k_n(t)$ , it is necessary to perform the inverse Laplace transform of eqs (3)–(5). Within the viscoelastic normal-mode approach, this is usually accomplished through an integration over a (modified) Bromwich path in the complex plane, by invoking the residue theorem. In this case, the inversion of eq. (6) yields the time-domain LN in the form:

$$L_n(t) = L_n^e \delta(t) + H(t) \sum_{k=1}^{N_M} L_n^k e^{s_n^k t}, \quad (7)$$

where  $\delta(t)$  is the Dirac delta and  $H(t)$  is the Heaviside step function defined by eq. (14) below, and an impulsive time history is assumed ( $\tilde{f}(s) = 1$ ). As discussed by Spada & Boschi (2006), the traditional scheme of the viscoelastic normal modes suffers from a few but significant shortcomings that, with models of increasing complexity, effectively hinders a reliable numerical inverse transformation. Indeed, the application of the residue theorem demands the identification of the poles of the Laplace-transformed solutions (see eqs 3–5), which are the roots of the secular polynomial equation whose algebraic degree increases with the number of rheologically distinct

layers. In addition, its algebraic complexity may be unpractical to handle, particularly for constitutive laws characterized by many material parameters.

As shown by Spada & Boschi (2006) and Spada (2008), a possible way to circumvent these difficulties is to compute the inverse Laplace transform through the Post-Widder (PW) formula (Post 1930; Widder 1934). We note, however, that other viable possibilities exist, as the one recently discussed by Michel & Boy (2021), who have used Fourier techniques to avoid some of the problems inherent in the Laplace transform method. While Fourier techniques may be more appropriate to take complex rheologies into account, and are clearly more relevant to address LNs at tidal frequencies, the motivation of our approach is to address in a unified framework the computation of LNs describing both tidal and surface loads. If  $\tilde{F}(s) = \mathcal{L}(F(t))$  is the Laplace transform of  $F(t)$ , the PW formula gives an asymptotic approximation of the inverse Laplace transform  $\mathcal{L}^{-1}(\tilde{F}(s))$  as a function of the  $n$ th derivatives of  $\tilde{F}(s)$  evaluated along the real positive axis:

$$F(t) = \lim_{n \rightarrow \infty} \frac{(-1)^n}{n!} \left( \frac{n}{t} \right)^{n+1} \left[ \frac{d^n}{ds^n} \tilde{F}(s) \right]_{s=\frac{n}{t}}. \quad (8)$$

In general, an analytical expression for the  $n$ th derivative of  $\tilde{F}(s)$  required in eq. (8) is not available. By using a recursive discrete approximation of the derivative and rearranging the corresponding terms, Gaver (1966) has shown that an equivalent expression is

$$F(t) = \lim_{n \rightarrow \infty} \frac{n \ln 2}{t} \binom{2n}{n} \sum_{j=0}^n (-1)^j \binom{n}{j} \tilde{F} \left( \frac{(n+j) \ln 2}{t} \right), \quad (9)$$

where the inverse transform  $F(t)$  is expressed in terms of samples of the Laplace transform  $\tilde{F}(s)$  on the real positive axis of the complex plane. Since for a stably stratified incompressible planet all the singularities of  $\tilde{\mathbf{x}}(s)$  (eq. 1) are expected to be located along the real negative axis that ensures the long-term gravitational stability (Vermeersen & Mitrović 2000), eq. (9) provides a strategy for evaluating the time-dependent LNs without the numerical complexities associated with the traditional contour integration. However, as discussed by Valkó & Abate (2004), the numerical convergence of (9) is logarithmically slow, and the oscillating terms can lead to catastrophic loss of numerical precision. Stehfest (1970) has shown that, for practical applications, the convergence of eq. (9) can be accelerated by rewriting it in the form

$$F(t) = \lim_{M \rightarrow \infty} \frac{\ln 2}{t} \sum_{j=1}^{2M} \zeta_{j,M} \tilde{F} \left( \frac{j \ln 2}{t} \right), \quad (10)$$

where  $M$  is the order of the Gaver sequence and where the  $\zeta$  constants are

$$\zeta_{k,M} = (-1)^{M+k} \sum_{j=\text{floor}(\frac{k+1}{2})}^{\min(M,k)} \frac{j^{M+1}}{M!} \binom{M}{j} \binom{2j}{j} \binom{j}{k-j}, \quad (11)$$

with  $\text{floor}(x)$  being the greatest integer less or equal to  $x$ . Eq. (10) can be applied to (1) to obtain an  $M$ th order approximation of the time-domain solution vector:

$$\mathbf{x}^{(M)}(t) = \frac{\ln 2}{t} \sum_{j=1}^{2M} \zeta_{j,M} \tilde{\mathbf{x}} \left( \frac{j \ln 2}{t} \right), \quad (12)$$

from which the time-domain LNs can be readily obtained according to eqs (3)–(5).

Recalling that the Laplace transform of  $F(t)$  and that of its time derivative  $\dot{F}(t)$  are related by  $\mathcal{L}(\dot{F}(t)) = s\mathcal{L}(F(t)) - F(0^-)$  and being  $\mathbf{x}(t) = 0$  for  $t < 0$ , it is also possible to write an asymptotic approximation for the time derivative of the solution:

$$\dot{\mathbf{x}}^{(M)}(t) = \left(\frac{\ln 2}{t}\right)^2 \sum_{j=1}^{2M} j \zeta_{j,M} \tilde{\mathbf{x}} \left(\frac{j \ln 2}{t}\right), \quad (13)$$

from which the time derivative of the LNs  $\dot{h}_n(t)$ ,  $\dot{l}_n(t)$  and  $\dot{k}_n(t)$  can be obtained according to eqs (3)–(5). The numerical computation of the time-derivatives of the LNs according to eq. (13) is one of the new features introduced in ALMA<sup>3</sup>.

The time dependence of the solution vector obtained through eqs (12)–(13) is also determined by the time history of the forcing term (either of loading or tidal type), whose Laplace transform  $\tilde{f}(s)$  appears in eq. (1). If the loading is instantaneously switched on at  $t = 0$ , its time history is represented by the Heaviside (left-continuous) step function

$$H(t) = \begin{cases} 0, & t \leq 0 \\ 1, & t > 0, \end{cases} \quad (14)$$

whose Laplace transform is

$$\tilde{H}(s) = \mathcal{L}(H(t)) = \frac{1}{s}. \quad (15)$$

Since any piecewise constant function can be expressed as a linear combination of shifted Heaviside step functions (see, e.g. Spada & Melini 2019), LNs obtained assuming the loading time history in eq. (14) can be used to compute the response to arbitrary piecewise constant loads. However, for some applications, it may be more convenient to represent the load time history as a piecewise linear function. It is easy to show that any such function can be written as a linear combination of shifted *elementary ramp functions* of length  $t_r$ , of the type

$$R(t) = \begin{cases} 0, & t \leq 0 \\ \frac{t}{t_r}, & 0 < t \leq t_r \\ 1, & t > t_r, \end{cases} \quad (16)$$

whose Laplace transform is

$$\tilde{R}(s) = \mathcal{L}(R(t)) = \frac{1}{s} \cdot \frac{1 - e^{-st_r}}{s t_r}. \quad (17)$$

Laplace-transformed LNs corresponding to a stepwise or rampwise forcing time history can be obtained by setting  $\tilde{f}(s) = \tilde{H}(s)$  or  $\tilde{f}(s) = \tilde{R}(s)$  in eq. (1). The rampwise forcing function defined by eq. (16) is one of the new features introduced in ALMA<sup>3</sup>.

### 2.3 Frequency dependent LNs

In the context of planetary tidal deformation, it is important to determine the response to an external periodic tidal potential. The previous version of ALMA was limited to the case of an instantaneously applied forcing. For periodic potentials, the time dependence of the forcing term has the oscillating form  $e^{i\omega t}$ , where

$$\omega = \frac{2\pi}{T} \quad (18)$$

is the angular frequency of the forcing term,  $T$  is the period of the oscillation and  $i = \sqrt{-1}$  is the imaginary unit. In the time domain, the solution vector can be cast in the form

$$\mathbf{x}_\omega(t) = \mathbf{x}_\delta(t) * e^{i\omega t}, \quad (19)$$

where  $\mathbf{x}_\delta(t)$  is the time-domain response to an impulsive ( $\delta$ -like) load and the asterisk indicates the time convolution. Since the impulsive load is a causal function,  $\mathbf{x}_\delta(t) = 0$  for  $t < 0$  and eq. (19) can be expressed as

$$\mathbf{x}_\omega(t) = e^{i\omega t} \int_0^\infty \mathbf{x}_\delta(t') e^{-i\omega t'} dt' = \mathbf{x}_0(\omega) e^{i\omega t}, \quad (20)$$

where  $\mathbf{x}_0(\omega)$  is the Laplace transform of  $\mathbf{x}_\delta(t)$  evaluated at  $s = i\omega$ . By setting  $\tilde{f}(s) = \mathcal{L}(\delta(t)) = 1$  and  $s = i\omega$  in eq. (1), we obtain

$$\mathbf{x}_0(\omega) = \left(P_1 \Lambda(i\omega) J\right) \left(P_2 \Lambda(i\omega) J\right)^{-1} \mathbf{b}. \quad (21)$$

Hence, in analogy with eqs (3)–(5), the frequency-domain LNs  $h_n(\omega)$ ,  $l_n(\omega)$  and  $k_n(\omega)$  are defined as

$$h_n(\omega) = \frac{m}{a} u_n(\omega) \quad (22)$$

$$l_n(\omega) = \frac{m}{a} v_n(\omega) \quad (23)$$

$$k_n(\omega) = -1 - \frac{m}{ag} \varphi_n(\omega), \quad (24)$$

where  $u_n(\omega)$ ,  $v_n(\omega)$  and  $\varphi_n(\omega)$  are the three components of vector  $\mathbf{x}_0(\omega) = (u_n, v_n, \varphi_n)^T$ .

Since the frequency-domain LNs are complex numbers, in general a phase difference exists between the variation of the external periodic potential and the planet response, due to the energy dissipation within the planetary mantle. If  $L_n(\omega)$  is any of the three frequency-dependent LNs, the corresponding time-domain LNs are:

$$L_n(t) = L_n(\omega) e^{i\omega t} = |L_n(\omega)| e^{i(\omega t - \phi)}, \quad (25)$$

where the *phase lag*  $\phi$  is

$$\tan \phi = -\frac{\text{Im}(L_n(\omega))}{\text{Re}(L_n(\omega))}, \quad (26)$$

and  $\text{Re}(z)$  and  $\text{Im}(z)$  denote the real and the imaginary parts of  $z$ , respectively. A vanishing phase lag ( $\phi = 0$ ) is only expected for elastic planetary models (i.e. for  $\text{Im}(L_n(\omega)) = 0$ ), for which no dissipation occurs. We remark that the evaluation of the frequency-dependent LNs (eqs 22–24) does not require the application of the Post-Widder method outlined in Section 2.2, since in this case no inverse transform is to be evaluated.

Tidal dissipation is phenomenologically expressed in term of the quality factor,  $Q$  (Kaula 1964; Goldreich & Soter 1966), which according to for example Efroimsky & Lainey (2007) and Clausen & Tilgner (2015) is related to the phase lag  $\phi$  through

$$Q(\omega) = \frac{1}{\sin \phi} = -\frac{|L_2(\omega)|}{\text{Im}(L_2(\omega))}, \quad (27)$$

thus implying  $Q = \infty$  in the case of no dissipation. Tidal dissipation is often measured in terms of the ratio

$$\frac{|k_2|}{Q} = |k_2| \sin \phi = -\text{Im} k_2. \quad (28)$$

For terrestrial bodies, the quality factor  $Q$  usually lies in a range between 10 and 500 (Goldreich & Soter 1966; Murray & Dermott 2000). We remark that the quality factor  $Q$  is a phenomenological parameter used when the internal rheology is unknown; if LNs are computed by means of a viscoelastic model, it may be more convenient to consider the imaginary part of  $k_2$ , which is directly proportional to dissipation (Segatz *et al.* 1988).



### 3 AN OVERVIEW OF ALMA<sup>3</sup>

Here we briefly outline how the solution scheme described in previous section is implemented in ALMA<sup>3</sup>, leaving the technical details and practical considerations to the accompanying User Manual. ALMA<sup>3</sup> evaluates, for any given harmonic degree  $n$ , the time-domain LNs ( $h_n(t)$ ,  $l_n(t)$ ,  $k_n(t)$ ), their time derivatives ( $\dot{h}_n(t)$ ,  $\dot{l}_n(t)$ ,  $\dot{k}_n(t)$ ) and the frequency-domain LNs ( $h_n(\omega)$ ,  $l_n(\omega)$ ,  $k_n(\omega)$ ), either corresponding to surface loading or to tidal boundary conditions. While the original version of the code was limited to time-domain LNs, the other two outputs represent new capabilities introduced by ALMA<sup>3</sup>. The planetary model can include, in principle, any number of layers in addition to a central core. Each of the layers can be characterized by any of the rheological laws listed in Table 1, while the core can also have a fluid inviscid rheology. As we show in Section 5, numerical solutions obtained with ALMA<sup>3</sup> are stable even with models including a large number of layers, providing a way to approximate rheologies whose parameters are varying continuously with radius.

Time-domain LNs are computed by evaluating numerically eqs (12) and (13), assuming a time history of the forcing that can be either a step function (eq. 14) or an elementary ramp function (eq. 16). In the latter case, the duration  $t_r$  of the loading phase can be configured by the user. Since eqs (12) and (13) are singular for  $t = 0$ , ALMA<sup>3</sup> can compute time-domain LNs only for  $t > 0$ . In the ‘‘elastic limit’’, the LNs can be obtained either by sampling them at a time  $t$  that is much smaller than the characteristic relaxation times of the model, or by configuring the Hooke’s elastic rheology for all the layers in the model. In the second case, the LNs will follow the same time history of the forcing. As discussed in Section 2, the sums in eqs (12) and (13) contain oscillating terms that can lead to loss of precision due to catastrophic cancellation (Spada & Boschi 2006). To avoid the consequent numerical degeneration of the LNs, ALMA<sup>3</sup> performs all computations in arbitrary-precision floating point arithmetic, using the Fortran FMLIB library (Smith 1991, 2003).

When running ALMA<sup>3</sup>, the user shall configure both the number  $D$  of significant digits used by the FMLIB library and the order  $M$  of the Gaver sequence in eqs (12) and (13). As discussed by Spada & Boschi (2006) and Spada (2008), higher values of  $D$  and  $M$  ensure a better numerical stability and accuracy of the results, but come at the cost of rapidly increasing computation time. All the examples discussed in the next section have been obtained with parameters  $D = 128$  and  $M = 8$ . While these values ensure a good stability in relatively simple models, a special care shall be devoted to numerical convergence in case of models with a large number of layers and/or when computing LNs to high harmonic degrees; in that case, higher values of  $D$  and  $M$  may be needed to attain stable results.

Complex-valued LNs are obtained by ALMA<sup>3</sup> by directly sampling eq. (21) at the requested frequencies  $\omega$ , and therefore no numerical Laplace antitransform is performed. While for frequency-domain LNs the numerical instabilities associated with the Post-Widder formula are avoided, the use of high-precision arithmetic may still be appropriate, especially in case of models including a large number of layers. ALMA<sup>3</sup> does not directly compute the tidal phase lag  $\phi$ , the quality factor  $Q$  nor the  $k_2/Q$  ratio, which can be readily obtained from tabulated output values of the real and imaginary parts of LNs through eqs (26)–(28).

Although ALMA<sup>3</sup> is still limited to spherically symmetric and elastically incompressible models, with respect to the version originally released by Spada (2008) now the program includes some new significant features aimed at increasing its versatility. These are: (i)

the evaluation of frequency-dependent loading and tidal LNs in response to periodic forcings, (ii) the possibility of dealing with a layered core that includes fluid and solid portions, (iii) the introduction of a ramp-shaped forcing function to facilitate the implementation of loading histories varying in a linear piecewise manner, (iv) the implementation of the Andrade transient viscoelastic rheology often used in the study of planetary deformations, (v) the explicit evaluation of the derivatives of the LNs in the time domain to facilitate the computation of geodetic variations in deglaciated areas, (vi) a short but exhaustive User Guide and (vii) a facilitated computation of frequency-dependent loading and tidal planetary LNs, with pre-defined and easily customizable rheological profiles for some terrestrial planets and moons.

### 4 BENCHMARKING ALMA<sup>3</sup>

In the following we discuss a suite of numerical benchmarks for LNs computed by ALMA<sup>3</sup>. First, we consider a uniform, incompressible, self-gravitating sphere with Maxwell rheology (the so-called ‘Kelvin sphere’) and compare tidal LNs computed numerically by ALMA<sup>3</sup> with well known analytical results. Then, we test numerical results from ALMA<sup>3</sup> by reproducing the viscoelastic LNs for an incompressible Earth model computed within the benchmark exercise by Spada *et al.* (2011). Finally, we discuss the impact of the incompressibility approximation assumed in ALMA<sup>3</sup> by comparing elastic and viscoelastic LNs for a realistic Earth model with recent numerical results by Michel & Boy (2021), who use a compressible model.

#### 4.1 The viscoelastic Kelvin sphere

Simplified planetary models for which closed-form expressions for the LNs are available are of particular relevance here, since they allow an analytical benchmarking of the numerical solutions discussed in Section 2 and provided by ALMA<sup>3</sup>.

In what follows, we consider a spherical, homogeneous, self-gravitating model, often referred to as the ‘Kelvin sphere’ (Thomson 1863), which can be extended to a viscoelastic rheology in a straightforward manner. For example, adopting the complex modulus  $\mu(s)$  appropriate for the Maxwell rheology (see Table 1), for a Kelvin sphere of radius  $a$ , density  $\rho$  and surface gravity  $g$ , in the Laplace domain the harmonic degree  $n = 2$  LNs take the form

$$\tilde{L}_2(s) = \frac{L_f}{1 + \gamma^2 \frac{s}{s + 1/\tau}}, \quad (29)$$

where  $L_2$  stands for any of ( $h_2, l_2, k_2$ ),  $L_f$  is the ‘fluid limit’ of  $\tilde{L}_2(s)$  (i.e. the value attained for  $s \rightarrow 0$ ), the Maxwell relaxation time is

$$\tau = \frac{\eta}{\mu} \quad (30)$$

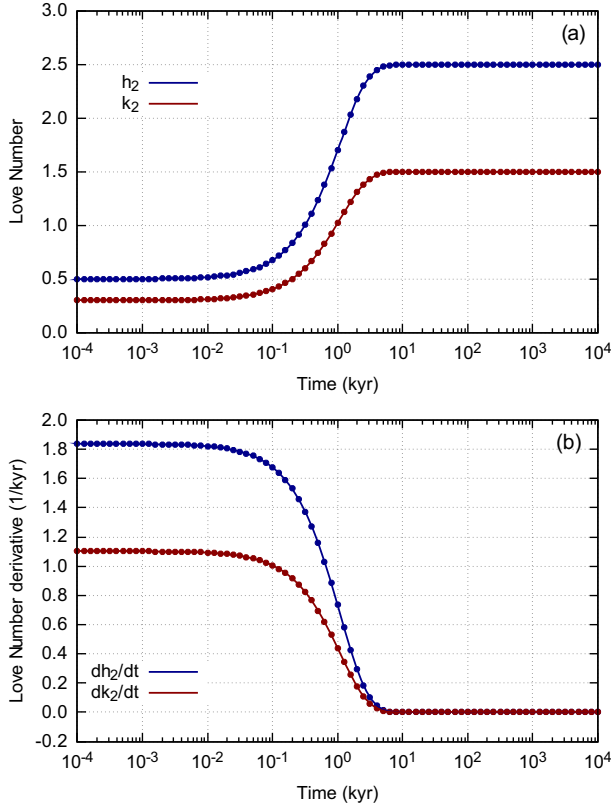
and

$$\gamma^2 = \frac{19}{2} \frac{\mu}{\rho g a} \quad (31)$$

is a positive non-dimensional constant. Note that  $g$  is a function of  $a$  and  $\rho$ , since for the homogeneous sphere  $g = \frac{4}{3}\pi G \rho a$ , where  $G$  is the universal gravitational constant.

After some algebra, (29) can be cast in the form

$$\tilde{L}_2(s) = \frac{L_f}{1 + \gamma^2} \left( 1 + \frac{1/\tau - 1/\tau'}{s + 1/\tau'} \right), \quad (32)$$



**Figure 1.** (a) Comparison between numerical (dotted) and analytical solutions (solid) for the  $h_2$  and  $k_2$  tidal LNs of a Kelvin sphere with Maxwell rheology having radius  $a = 6371$  km, density  $\rho = 5.514 \times 10^3$  kg·m<sup>-3</sup>, rigidity  $\mu = 1.46 \times 10^{11}$  Pa and viscosity  $\eta = 10^{21}$  Pa·s. (b) The same, for the time derivatives of the LNs. Note that the time axis is logarithmic.

where for a tidal forcing, the fluid limits for degree  $n = 2$  are  $h_f = \frac{5}{2}$ ,  $l_f = \frac{3}{4}$  and  $k_f = \frac{3}{2}$  (see e.g. Lambeck 1988) and where we have defined

$$\tau' = (1 + \gamma^2)\tau. \quad (33)$$

From eq. (32), the LNs in the time domain can be immediately computed analytically through an inverse Laplace transformation:

$$L_2(t) = \frac{L_f}{1 + \gamma^2} \left[ \delta(t) + H(t) \left( \frac{1}{\tau} - \frac{1}{\tau'} \right) e^{-t/\tau'} \right], \quad (34)$$

while for an external forcing characterized by a step-wise time-history, the LNs  $L_2^{(H)}(t)$  are obtained by a time convolution with the Heaviside function:

$$L_2^{(H)}(t) = L_2(t) * H(t), \quad (35)$$

that yields

$$L_2^{(H)}(t) = \frac{L_f}{1 + \gamma^2} \left[ 1 + \gamma^2 \left( 1 - e^{-t/\tau'} \right) \right], \quad t \geq 0, \quad (36)$$

from which the time derivative of  $L_2^{(H)}(t)$  is readily obtained:

$$\dot{L}_2^{(H)}(t) = \frac{L_f}{1 + \gamma^2} \left( \frac{1}{\tau} - \frac{1}{\tau'} \right) e^{-t/\tau'}, \quad t > 0. \quad (37)$$

In Fig. 1(a), the dotted curves show the  $h_2$  (blue) and the  $k_2$  (red) tidal LN of harmonic degree  $n = 2$  obtained by a configuration of ALMA<sup>3</sup> that reproduces the Kelvin sphere (the parameters are given in the Figure caption). The LNs, shown as a function of time, are characterized by two asymptotes corresponding to the elastic and

fluid limits, respectively, and by a smooth transition in between. The solid curves, obtained by the analytical expression given by eq. (36), show an excellent agreement with the ALMA<sup>3</sup> numerical solutions. The same holds for the time-derivatives of these LNs, considered in Fig. 1(b), where the analytical LNs (solid lines) are computed according to eq. (37).

The frequency response of the Kelvin sphere for a periodic tidal potential can be obtained by setting  $s = i\omega$  in eq. (29), which after rearranging gives:

$$L_2(\omega) = \frac{L_f}{1 + \gamma^2} \left[ 1 + \frac{\gamma^2}{1 + (\omega\tau')^2} - i\gamma^2 \frac{\omega\tau'}{1 + (\omega\tau')^2} \right], \quad (38)$$

which remarkably depends upon  $\omega$  and  $\tau$  only through the  $\omega\tau$  product. Therefore, a change in the relaxation time  $\tau$  shall result in a shift of the frequency response of the Kelvin sphere, leaving its shape unaltered.

Using eq. (38) in (26), the phase lag turns out to be:

$$\tan \phi = \frac{\gamma^2 \omega \tau}{1 + \omega^2 \tau \tau'}, \quad (39)$$

where it is easy to show that for frequency

$$\omega_0 = \frac{1}{\sqrt{\tau \tau'}} \quad (40)$$

the maximum phase lag  $\phi = \phi_{\max}$  is attained, with

$$\tan \phi_{\max} = \frac{\gamma^2}{2\sqrt{1 + \gamma^2}}. \quad (41)$$

By using eq. (38) into (27), for the Kelvin sphere the quality factor is

$$Q_K(\omega) = \sqrt{1 + \frac{1}{\gamma^4} \left( \omega\tau' + \frac{1}{\omega\tau} \right)^2}, \quad (42)$$

which at  $\omega = \omega_0$  attains its minimum value

$$Q_{\min} = 1 + \frac{2}{\gamma^2}. \quad (43)$$

In Fig. 2(a), the dotted curve shows the phase lag  $\phi$  as a function of the tidal period  $T = 2\pi/\omega$ , obtained by the same configuration of ALMA<sup>3</sup> described in the caption of Fig. 1. The solid line corresponds to the analytical expression of  $\phi(T)$  which can be obtained from eq. (39), showing once again an excellent agreement with the numerical results (dotted). Fig. 2(b) compares numerical results obtained from ALMA<sup>3</sup> for  $Q$  with the analytical expression for  $Q_K(T)$  obtained from (42). By using in eq. (40) the numerical values of  $\rho$ ,  $a$  and  $\mu$  assumed in Figs 1 and 2, the period  $T_0 = 2\pi/\omega_0$  is found to scale with viscosity  $\eta$  as

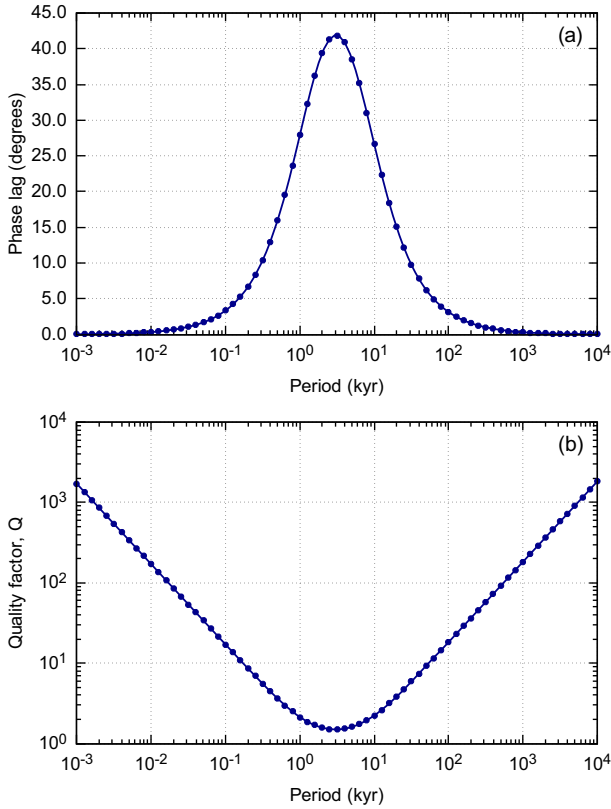
$$T_0 = (3.06 \text{ kyr}) \left( \frac{\eta}{10^{21} \text{ Pa} \cdot \text{s}} \right), \quad (44)$$

so that for  $\eta = 10^{21}$  Pa·s, representative of the Earth's mantle bulk viscosity (see e.g. Mitrović 1996; Turcotte & Schubert 2014), the maximum phase lag  $\phi_{\max} \simeq 41.9^\circ$  and the minimum quality factor  $Q_{\min} \simeq 1.5$  are attained for  $T_0 \simeq 3$  kyr, consistent with the results shown in Fig. 2.

## 4.2 Community-agreed LNs for an incompressible Earth model

Due to the relevance of viscoelastic LNs in a wide range of applications in Earth science, several numerical approaches for their





**Figure 2.** Comparison between numerical (dotted) and analytical solutions (solid) for the tidal phase lag  $\phi$  (a) and quality factor  $Q$  (b) for the  $n = 2$  tidal LNs of a Kelvin sphere with Maxwell rheology, using the same parameters detailed in the caption of Fig. 1.

evaluation have been independently developed and proposed in literature. This ignited the interest on benchmark exercises, in which a set of agreed numerical results can be obtained and different approaches and methods can be cross-validated. Here we consider a benchmark effort that has taken place in the framework of the Glacial-Isostatic Adjustment community (Spada *et al.* 2011), in which a set of reference viscoelastic LNs for an incompressible, spherically symmetric Earth model has been derived through different numerical approaches, including viscoelastic normal modes, spectral-finite elements and finite elements. This allows us to validate our numerical results by implementing in ALMA<sup>3</sup> the M3-L70-V01 Earth model described in table 3 of Spada *et al.* (2011), which includes a fluid inviscid core, three mantle layers with Maxwell viscoelastic rheology and an elastic lithosphere, and comparing the set of LNs from ALMA<sup>3</sup> with reference results from the benchmark exercise.

Fig. 3 shows elastic ( $h_n^{(e)}$ ,  $l_n^{(e)}$ ,  $k_n^{(e)}$ ) and fluid LNs ( $h_n^{(f)}$ ,  $l_n^{(f)}$ ,  $k_n^{(f)}$ ), both for the loading and tidal cases, computed by ALMA<sup>3</sup> for the M3-L70-V01 Earth model in the range of harmonic degrees  $2 \leq n \leq 250$ . The elastic and fluid limits have been simulated in ALMA<sup>3</sup> by sampling the time-dependent LNs at  $t_e = 10^{-5}$  kyr and  $t_f = 10^{10}$  kyr, respectively. Reference results from Spada *et al.* (2011), represented by solid lines in Fig. 3, are practically indistinguishable from results obtained with ALMA<sup>3</sup> over the whole range of harmonic degrees, demonstrating the reliability of the numerical approach used in ALMA<sup>3</sup>.

Fig. 4 shows time-dependent LNs  $h_n(t)$ ,  $l_n(t)$  and  $k_n(t)$ , for both the loading and tidal cases, computed by ALMA<sup>3</sup> for harmonic degrees  $2 \leq n \leq 5$  and for  $t$  between  $10^{-3}$  and  $10^5$  kyr, a time range that

encompasses the complete transition between the elastic and fluid limits. Also in this case, numerical results obtained by ALMA<sup>3</sup> (shown by symbols) are coincident with the reference LNs from Spada *et al.* (2011), represented by solid lines.

### 4.3 Viscoelastic LNs for a PREM-layered Earth model

In this last benchmark, we compare numerical results from ALMA<sup>3</sup> with reference viscoelastic LNs for a realistic Earth model which accounts for an elastically compressible rheology, in order to assess its importance when modelling the tidal and loading response of a large planetary body. In the context of Earth rotation, the role of compressibility has been addressed by Vermeersen *et al.* (1996); the reader is also referred to Sabadini *et al.* (2016) for a broader presentation of the problem and to Renaud & Henning (2018) for a discussion of the effects of compressibility in the realm of planetary modelling.

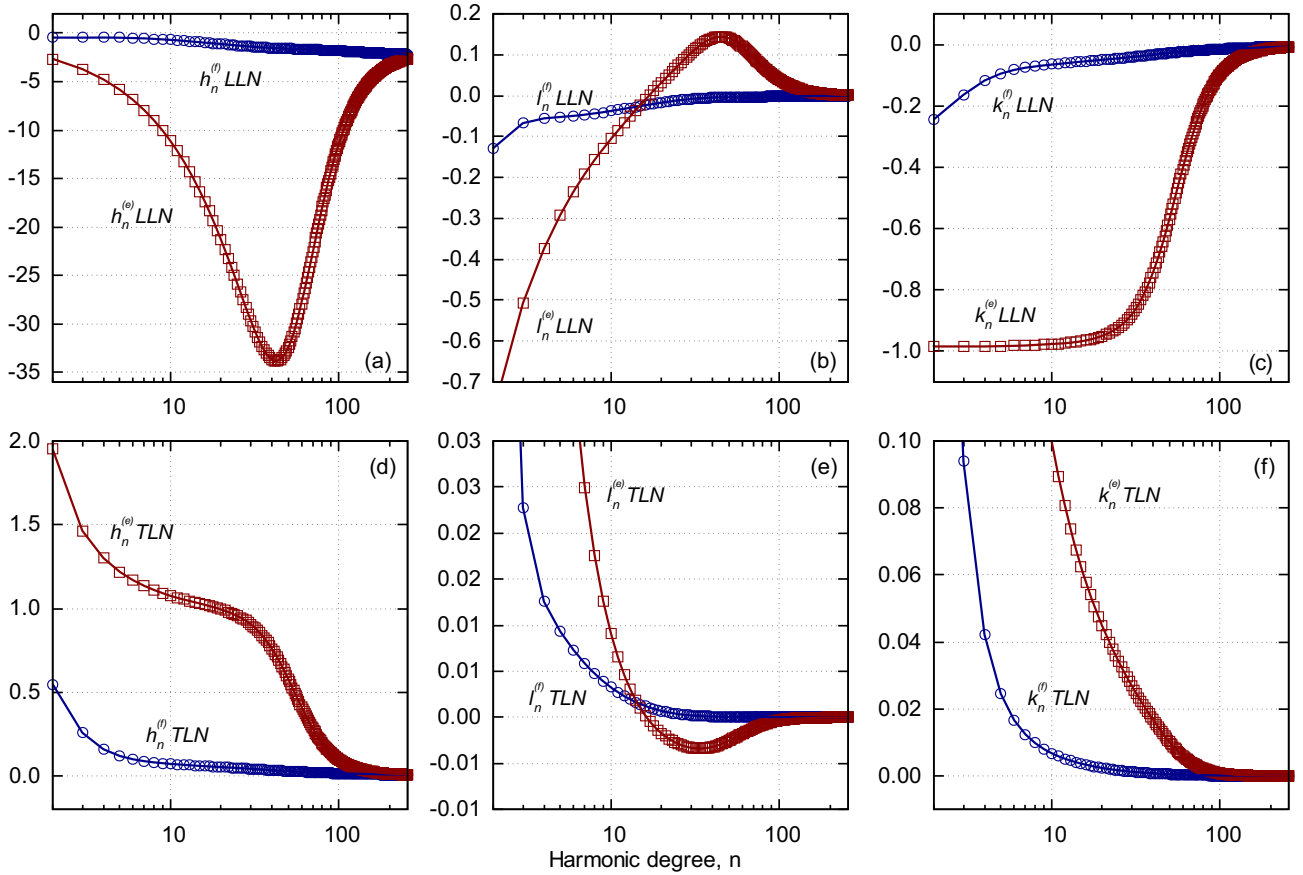
Here we focus on numerical results recently obtained by Michel & Boy (2021), who used Fourier techniques to compute frequency-dependent viscoelastic LNs for periodic forcings both of loading and tidal types. They have adopted an Earth model with the elastic structure of PREM (Preliminary Reference Earth Model, Dziewon-ski & Anderson 1981) and a fully liquid core, and replaced the outer oceanic layer with a solid crust layer, adjusting crustal density in such a way to keep the total Earth mass unchanged. Following Michel & Boy (2021), we have built a discretized realization of PREM suitable for ALMA<sup>3</sup> with a fluid core and 28 homogeneous mantle layers, which has been used to obtain the numerical results discussed later.

Fig. 5 compares elastic LNs obtained by Michel & Boy (2021) in the range of harmonic degrees between  $n = 2$  and  $n = 10,000$  with those computed with ALMA<sup>3</sup>. The largest difference between the two sets of LNs can be seen for  $h_n$  in the loading case (Fig. 5a), where the assumption of incompressibility leads to a significant underestimation of deformation across the whole range of harmonic degrees. Incompressible elasticity leads to an underestimation also of the  $k_n$  loading LN (Fig. 5b), although the differences are much smaller and limited to the lowest harmonic degrees. Conversely, for the tidal response (Figs 5c and d) the two sets of LNs turn out to be almost overlapping, suggesting a minor impact of elastic compressibility on tidal deformations.

In Fig. 6 we consider a periodic load and compare viscoelastic tidal LNs  $h_2$  and  $k_2$  computed with ALMA<sup>3</sup> with corresponding results from Michel & Boy (2021). Consistently with the elastic case, we see that the incompressibility approximation used in ALMA<sup>3</sup> generally results in smaller modelled deformations across the whole range of forcing periods. The largest differences are found on  $|h_2|$  (Fig. 6a) and reach the  $\sim 20$  per cent level in the range of periods between  $10^5$  and  $10^6$  d, while on  $|k_2|$  (6b) the differences are much smaller, reaching the  $\sim 10$  per cent level in the same range of periods. Similarly, for the phase lags (Figs 6c and d) we find a larger difference for  $h_2$  than for  $k_2$ , with the phase lag being remarkably insensitive to compressibility up to forcing periods of the order of  $10^4$ – $10^5$  d.

## 5 EXAMPLES OF ALMA<sup>3</sup> APPLICATIONS

In this Section we consider four applications showing the potential of ALMA<sup>3</sup> in different contexts. First, we will discuss the  $k_2$  tidal Love number of Venus, based upon a realistic layering for the interior of this planet. Second, we shall evaluate the tidal LNs for a simple



**Figure 3.** Elastic (red) and fluid (blue) Love numbers as a function of the harmonic degree for the Earth model M3-L70-V01 defined in Spada *et al.* (2011). Top (a–c) and bottom frames (d–f) show Love numbers for loading and tidal forcing, respectively. Symbols show numerical results obtained with ALMA<sup>3</sup> while solid lines represent reference results from the benchmark exercise by Spada *et al.* (2011).

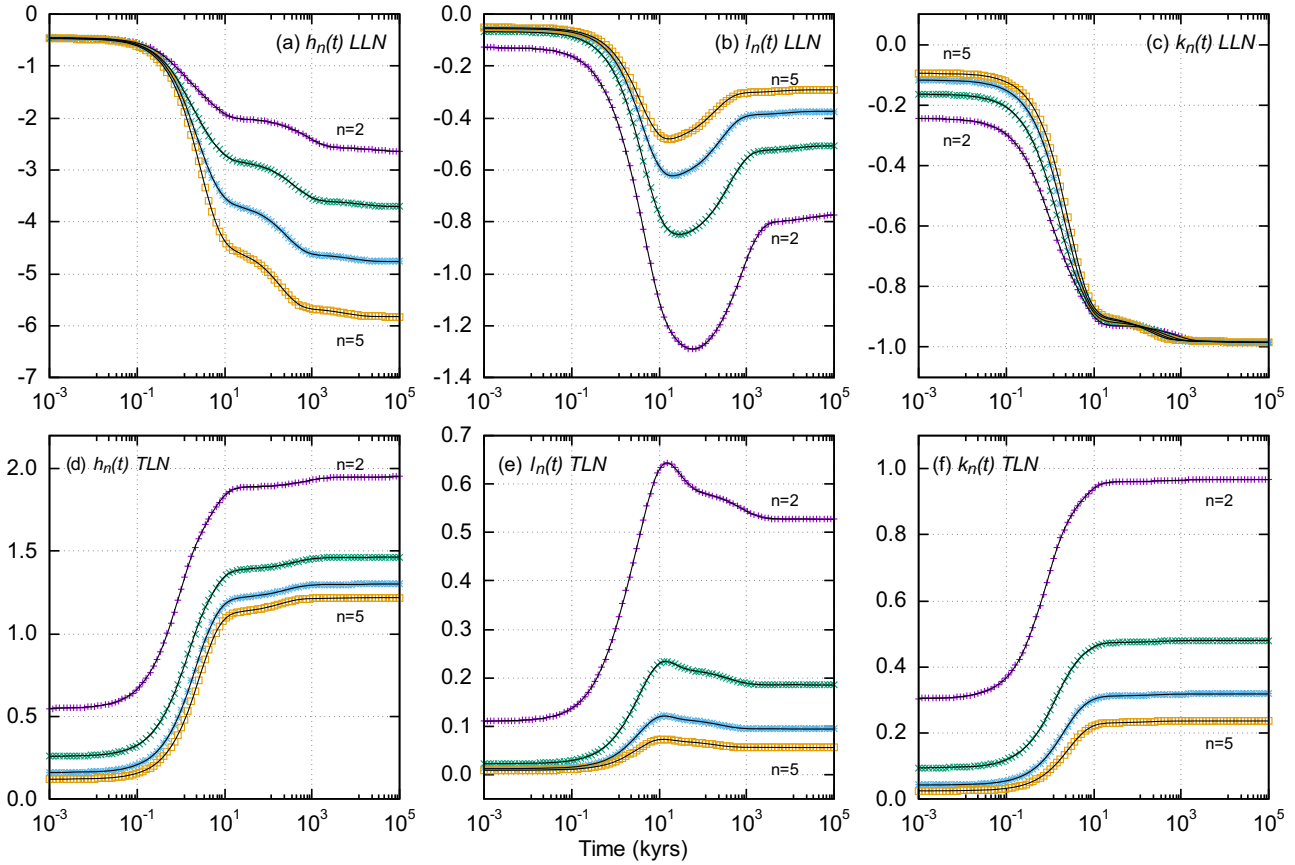
model of the Saturn’s moon Enceladus, in order to show how an internal fluid layer can be simulated as a low-viscosity Newtonian fluid rheology and how a depth-dependent viscosity in a conductive shell may be approximated using a sequence of thin homogeneous layers. Third, we will evaluate a set of loading LNs suitable for describing the transient response of the Earth to the melting of large continental ice sheets. As a last example, we will demonstrate how ALMA<sup>3</sup> can simulate the tidal dissipation on the Moon using two recent interior models based on seismological data. While these numerical experiments are put in the context of state-of-the-art planetary interior modelling, we remark that they are aimed only at illustrating the modelling capabilities of ALMA<sup>3</sup>.

### 5.1 Tidal deformation of Venus

The planet Venus is often referred to as ‘Earth’s twin planet’, since its size and density differ only by  $\sim 5$  per cent from those of the Earth. These similarities lead to the expectation that the chemical composition of the Earth and Venus may be similar, with an iron-rich core, a magnesium silicate mantle and a silicate crust (Kovach & Anderson 1965; Lewis 1972; Anderson 1980). Despite these similarities, there is a lack of constraints on the internal structure of Venus. Therefore, its density and rigidity profiles are often assumed to be a rescaled version of the Preliminary Reference Earth Model (PREM) of Dziewonski & Anderson (1981), accounting for the difference in the planet’s radius and mass, as in Aitta (2012). One of the main observational constraints on the planet’s interior, along its

mass and moment of inertia, is its  $k_2$  tidal LN. The current observational estimate of  $k_2$  for Venus is  $0.295 \pm 0.066$  ( $2 \times$  formal  $\sigma$ ), and it has been inferred from Magellan and Pioneer Venus orbiter spacecraft data (Konopliv & Yoder 1996). However, due to uncertainties on  $k_2$ , it is not possible to discriminate between a liquid and a solid core (Dumoulin *et al.* 2017).

Here we use ALMA<sup>3</sup> to reproduce results obtained by means of the Venus model referred to as  $T_5^{\text{hot}}$  by Dumoulin *et al.* (2017), based on the ‘hot temperature profile’ from Armann & Tackley (2012), having a composition and hydrostatic pressure from the PREM model of Dziewonski & Anderson (1981). The viscosity  $\eta$  of the mantle of Venus is fixed and homogeneous; the crust is elastic ( $\eta \rightarrow \infty$ ), the core is assumed to be inviscid ( $\eta = 0$ ) and the rheology of the mantle follows Andrade’s law (see Table 1). The parameters of the  $T_5^{\text{hot}}$  model have been volume-averaged into the core, the lower mantle, the upper mantle and the crust. The calculation of  $k_2$  is performed at the tidal period of 58.4 d (Cottereau *et al.* 2011). In the work of Dumoulin *et al.* (2017),  $k_2$  is computed by integrating the radial functions associated with the gravitational potential, as defined by Takeuchi & Saito (1972), hence the simplified formulation of Saito (1974) relying on the radial function is used. The method is derived from the classical theory of elastic body deformation and the energy density integrals commonly used in the seismological community. One of the main differences between their computation and the results presented here is the assumption about compressibility, since Dumoulin *et al.* (2017) use a compressible planetary model, while in ALMA<sup>3</sup> an incompressible rheology is always assumed. In Fig. 7,



**Figure 4.** Time-dependent viscoelastic Love numbers for the M3-L70-V01 Earth model at long spatial wavelengths (harmonic degrees  $2 \leq n \leq 5$ ). Top panels (frames a–c) and bottom ones (d–f) show Love numbers for loading and tidal forcing, respectively. The time history of the load is an Heaviside unit step function. Symbols show numerical results obtained with ALMA<sup>3</sup> while solid lines represent reference results from the benchmark exercise by Spada *et al.* (2011).

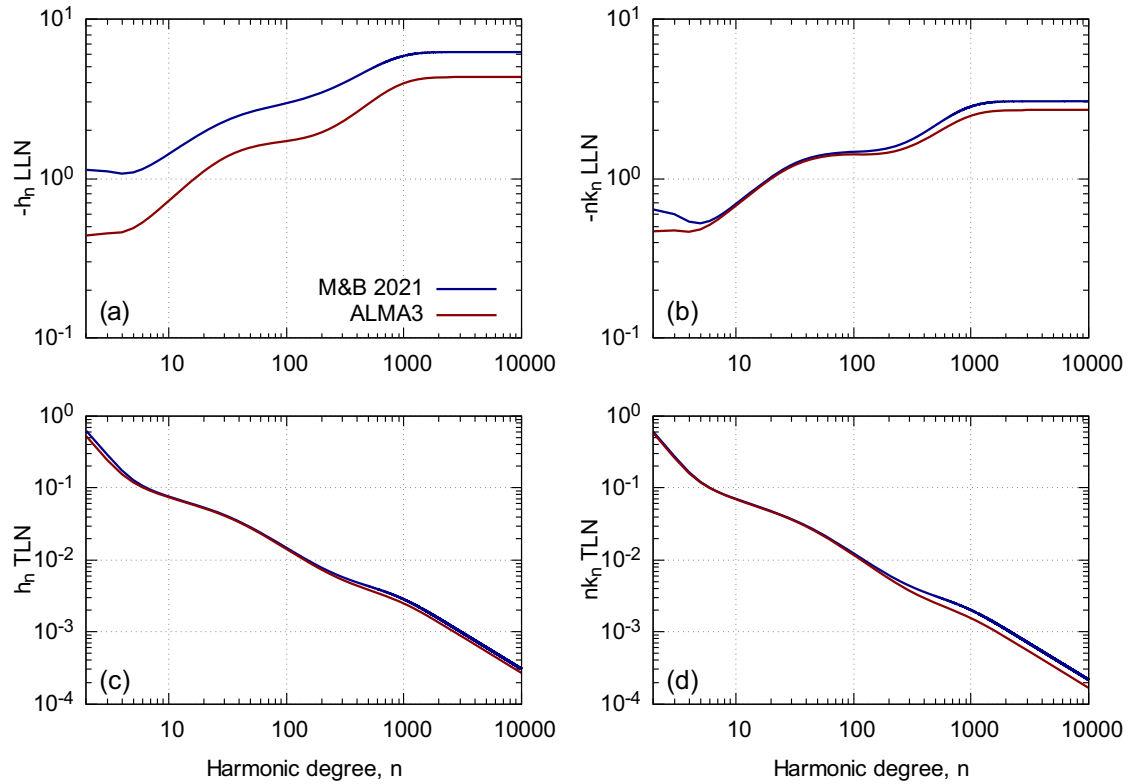
the two curves show the  $k_2$  tidal LN corresponding to Andrade creep parameters  $\alpha = 0.2$  and  $\alpha = 0.3$  as a function of mantle viscosity for the tidal period of 58.4 d. Each of the vertical red segments corresponds to the interval of  $k_2$  values obtained by Dumoulin *et al.* (2017) for discrete mantle viscosity values  $\eta = 10^{19}$ ,  $10^{20}$ ,  $10^{21}$  and  $10^{22}$  Pa·s, respectively, and for a range of the Andrade creep parameter  $\alpha$  in the interval between 0.2 and 0.3. The grey shaded area illustrates the most recent observed value of  $k_2$  according to Konopliv & Yoder (1996) to an uncertainty of  $2 \times$  formal  $\sigma$ . Fig. 7 shows that the  $k_2$  values obtained with ALMA<sup>3</sup> for the  $T_5^{\text{hot}}$  Venus model fit well with the lower boundary of the compared study for each of the discrete mantle viscosity values if an Andrade creep parameter  $\alpha = 0.3$  is assumed, while for  $\alpha = 0.2$  the modelled  $k_2$  slightly exceeds the upper boundary of Dumoulin *et al.* (2017).

## 5.2 The tidal response of Enceladus

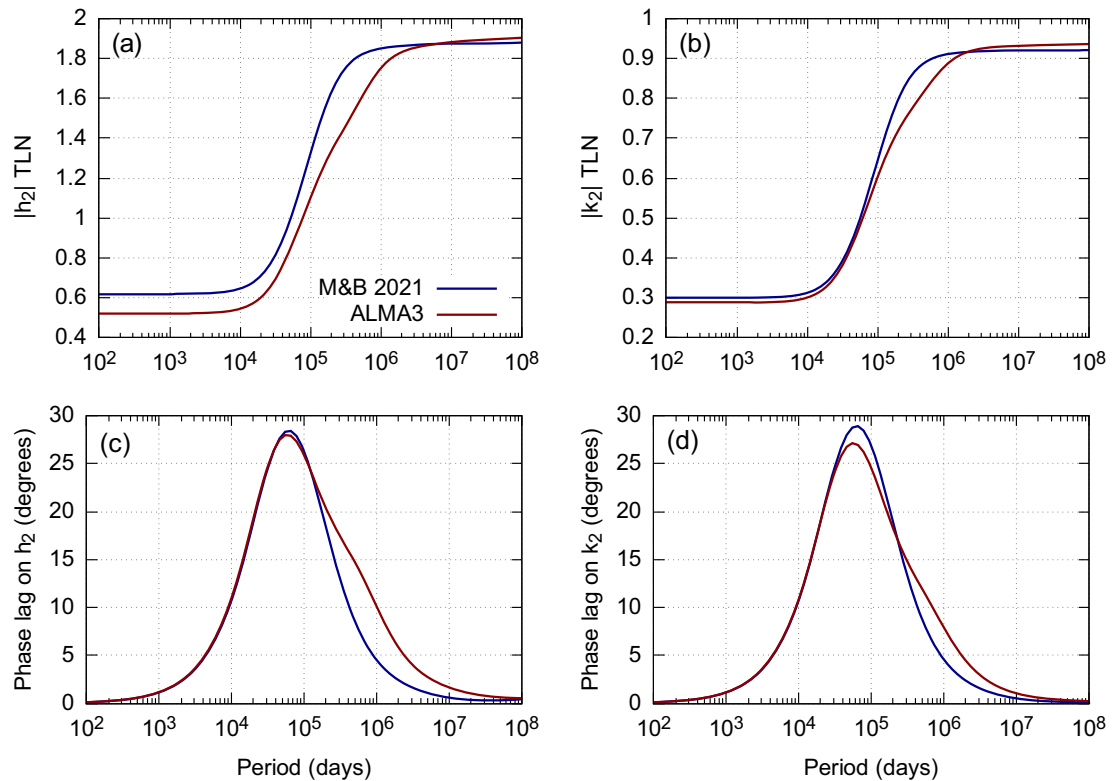
The scientific interest on Enceladus has gained considerable momentum after the 2005 Cassini flybys, which confirmed the icy nature of its surface and evidenced the existence of water-rich plumes emerging from the southern polar regions (Porco *et al.* 2006; Ivins *et al.* 2020). These hint to the existence of a subsurface ocean, heated by tidal dissipation in the core, where physical conditions allowing life could be possible, in principle (for a review, see Hemingway *et al.* 2018). The interior structure of Enceladus has been thoroughly investigated in literature on the basis of observations

of its gravity field (Iess *et al.* 2014), tidal deformation and physical librations (see, e.g. Āadek *et al.* 2016), setting constraints on the possible structure of the ice shell and of the underlying liquid ocean (Roberts & Nimmo 2008), and on the composition of its core (Roberts 2015). Lateral variations in the crustal thickness of Enceladus have been inferred in studies about the isostatic response of the satellite using gravity and topography data as constraints (see Beuthe *et al.* 2016; Āadek *et al.* 2016, 2019) and in works dealing with the computation of deformation and dissipation (see Souĉek *et al.* 2016, 2019; Beuthe 2018, 2019). Indeed, from all the above studies, it clearly emerges that a full insight into the tidal dynamics of Enceladus could be only gained adopting 3-D models of its internal structure.

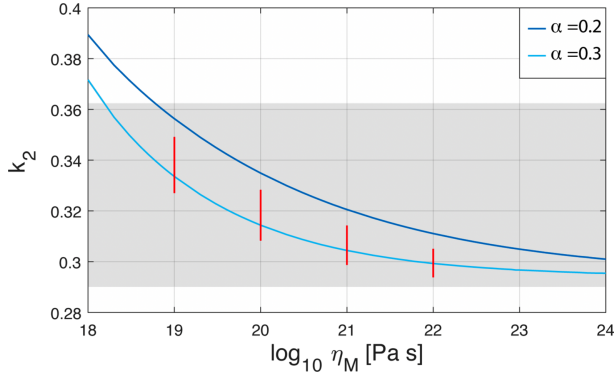
While a thorough investigation of the signature of the interior structure of Enceladus on its tidal response is far beyond the scope of this work, here we set up a simple spherically symmetric model with the purpose of illustrating how the LNs for a planetary body including a fluid internal layer like Enceladus can be computed with ALMA<sup>3</sup>, and how a radially-dependent viscosity structure can be approximated with homogeneous layers. We define a spherically symmetric model including an homogeneous inner solid core of radius  $c = 192$  km (Hemingway *et al.* 2018), surrounded by a liquid water layer and an outer icy shell, and investigate the sensitivity of the tidal LNs to the thickness of the ice layer, along the lines of Roberts & Nimmo (2008) and Beuthe (2018). In our setup, the core is modelled as a homogeneous elastic body with rigidity  $\mu_c = 4 \times 10^{10}$  Pa and whose density is adjusted to ensure that, when varying



**Figure 5.** Comparison between elastic Love numbers  $h_n$  (left-hand panels) and  $k_n$  (right-hand panels) obtained by Michel & Boy (2021) with numerical results from ALMA<sup>3</sup>. In both cases, the Earth model has the elastic structure of PREM in the crust and in the mantle, while the core is modelled as an uniform, inviscid fluid. Top and bottom panels show loading and tidal Love numbers, respectively.



**Figure 6.** Comparison between the modulus of tidal Love numbers  $|h_2|$  and  $|k_2|$  (top panels) and corresponding phase lags (bottom panels) obtained by Michel & Boy (2021) for a periodic forcing with numerical results from ALMA<sup>3</sup>. The Earth model has the elastic structure of PREM and a Maxwell rheology with viscosity  $\eta = 10^{21}$  Pa-s is assumed in the mantle.



**Figure 7.** Tidal Love number  $k_2$  as a function of the mantle viscosity  $\eta_M$  for the internal model  $T_5^{\text{hot}}$  of Dumoulin *et al.* (2017). The two curves correspond to numerical results from ALMA<sup>3</sup> assuming Andrade creep parameters  $\alpha = 0.2$  and  $\alpha = 0.3$ , respectively. Red vertical segments represent the range of the estimates obtained by Dumoulin *et al.* (2017), while the grey shaded area represents the most recent observed value of  $k_2$  and its  $2\sigma$  uncertainty according to Konopliv & Yoder (1996).

the thickness of the ice shell, the average bulk density of the model is kept constant at  $\rho_b = 1610 \text{ kg}\cdot\text{m}^{-3}$ . Since in ALMA<sup>3</sup> a fluid inviscid rheology can be prescribed only for the core, we approximate the ocean layer as a low viscosity Newtonian fluid ( $\eta_w = 10^4 \text{ Pa}\cdot\text{s}$ ). The ice shell is modelled as a conductive Maxwell body whose viscosity profile depends on the temperature  $T$  according to the Arrhenius law:

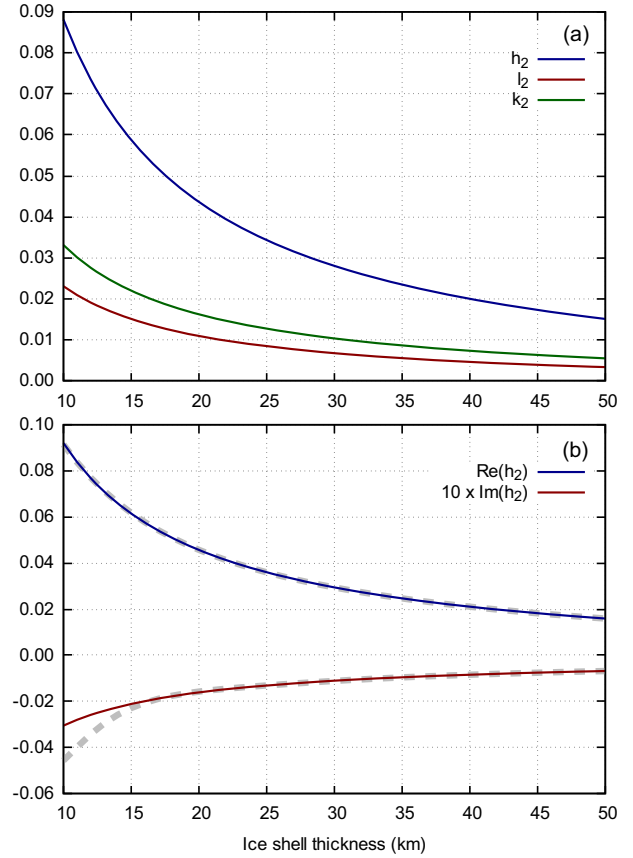
$$\eta(T) = \eta_m \exp \left[ \frac{E_a}{R_g T_m} \left( \frac{T_m}{T} - 1 \right) \right], \quad (45)$$

where  $E_a$  is the activation energy,  $R_g$  is the gas constant,  $T_m$  is the temperature at the base of the ice shell and  $\eta_m$  is the ice viscosity at  $T = T_m$ . Following Beuthe (2018), we use  $E_a = 59.4 \text{ J}(\text{mol} \cdot \text{K})^{-1}$ ,  $\eta_m = 10^{13} \text{ Pa}\cdot\text{s}$  and  $T_m = 273 \text{ K}$ , and assume that the temperature inside the ice shell varies with radius  $r$  according to

$$T(r) = T_m \frac{r-a}{r_b-a} T_s \frac{r_b-r}{r_b-a}, \quad (46)$$

where  $r_b$  is the bottom radius of the ice shell and  $T_s = 59 \text{ K}$  is the average surface temperature. Since in ALMA<sup>3</sup> the rheological parameters must be constant inside each layer, we discretize the radial viscosity profile given by eq. (45) using an onion-like structure of homogeneous spherical shells. To assess the sensitivity of results to the choice of discretization resolution, we perform three numerical experiments in which the thickness of ice layers is set to 0.25, 0.5 and 1 km. The ice and water densities are set to  $\rho_i = 930 \text{ kg}\cdot\text{m}^{-3}$  and  $\rho_w = 1020 \text{ kg}\cdot\text{m}^{-3}$ , respectively, while the ice rigidity is set to  $\mu_i = 3.5 \times 10^9 \text{ Pa}$ , a value consistent with evidence from tidal flexure of marine ice (Vaughan 1995) and laboratory experiments (Cole & Durell 1995).

Fig. 8(a) shows the elastic tidal LNs  $h_2$ ,  $l_2$  and  $k_2$  for the Enceladus model discussed above as a function of the thickness of the ice shell. The elastic tidal response is strongly dependent on the ice thickness, with the  $h_2$  LN decreasing from  $\sim 0.090$  for a 10-km-thick shell to  $\sim 0.015$  for a 50-km-thick shell. It is of interest to compare these results with elastic LNs obtained by Beuthe (2018) in the uniform-shell approximation. It turns out that the  $h_2$  LN shown in Fig. 8(a) is slightly smaller than corresponding results from Beuthe (2018), with relative differences between the 5 and 10 per cent level, consistently with their estimate of the effect of incompressibility. Fig. 8(b) shows the real and imaginary parts of



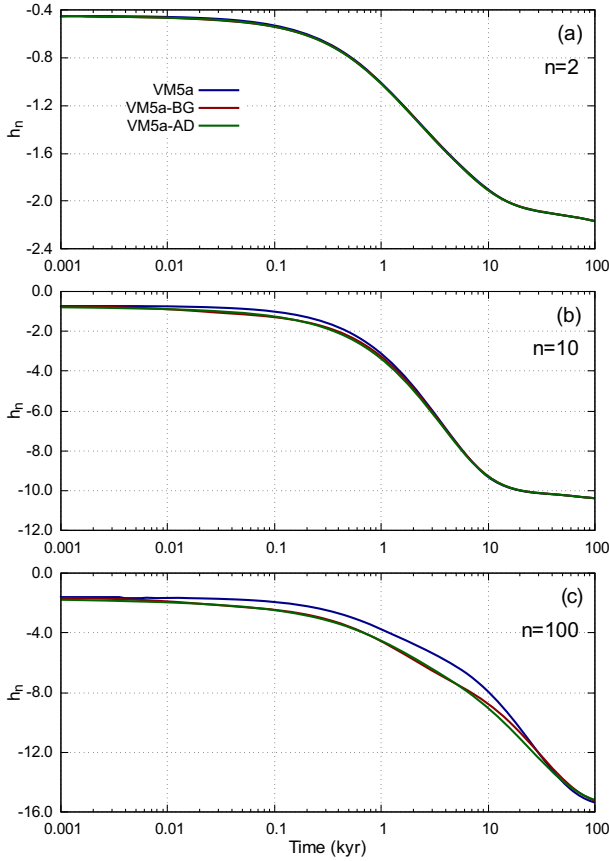
**Figure 8.** Elastic harmonic degree 2 tidal Love numbers for Enceladus (a) as a function of the thickness of the ice shell. In (b), real and imaginary parts of the viscoelastic tidal Love number  $h_2$  for a forcing period of 1.73 d are shown. Solid lines and dashed lines correspond to discretization steps for the ice shell of 0.50 and 1.00 km, respectively. Please note that  $\text{Im}(k_2)$  has been multiplied by a factor of 10 to improve readability.

the  $h_2$  tidal LN as a function of the thickness of the ice layer for a periodic load of period  $T = 1.37 \text{ d}$ , which corresponds to the shortest librational oscillation of Enceladus (Rambaux *et al.* 2010). As discussed above, for this numerical experiment we implemented in ALMA<sup>3</sup> a radially variable viscosity profile by discretizing eq. (45) into a series of uniform layers. Solid and dashed lines in Fig. 8(b) show results obtained with a discretization step of 0.5 and 1.0 km, respectively; we verified that with a step of 0.25 km the results are virtually identical to those obtained with a step of 0.5 km. The effect of the discretization is evident only on the imaginary part of  $h_2$ , where a coarse layer size of 1 km leads to a significant overestimation of  $\text{Im}(k_2)$  if the ice shell is thinner than  $\sim 15 \text{ km}$ . By a visual comparison of the results of Fig. 8(b) with fig. 4 of Beuthe (2018), we can see that the imaginary part of  $h_2$  is well reproduced, while the real part is underestimated by the same level we found for the elastic LNs; this difference is likely to be attributed to the incompressibility approximation adopted in ALMA<sup>3</sup>.

### 5.3 Loading LNs for transient rheologies in the Earth's mantle

Loading LNs are key components in models of the response of the Earth to the spatio-temporal variation of surface loads, including the ongoing deformation due to the melting of the late Pleistocene

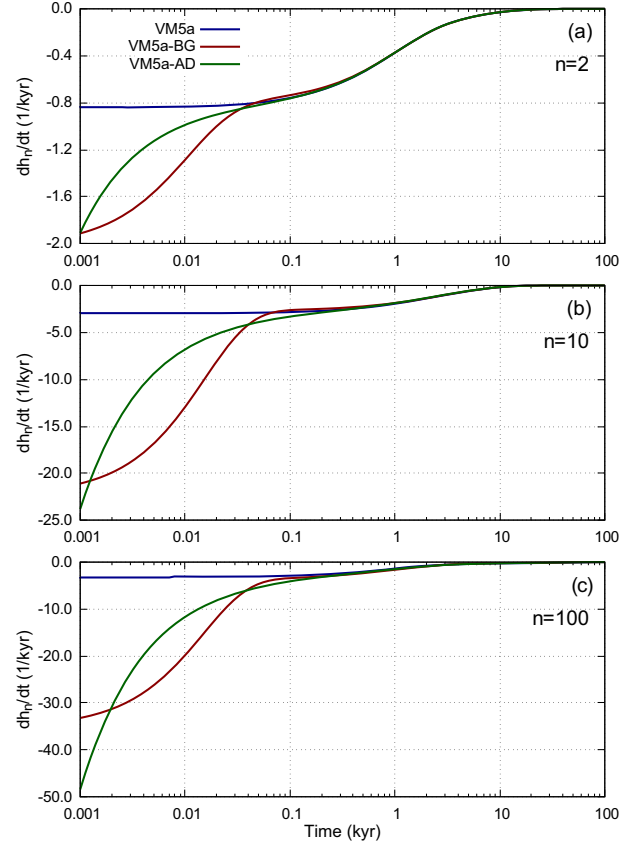




**Figure 9.** Loading Love number  $h_n(t)$  for  $n = 2$  (frame a),  $n = 10$  (b) and  $n = 100$  (c), obtained with the VM5a viscosity model by Peltier & Drummond (2008) and with two variants that assume Burgers (VM5a-BG) or Andrade (VM5a-AD) rheologies in the upper mantle layers.

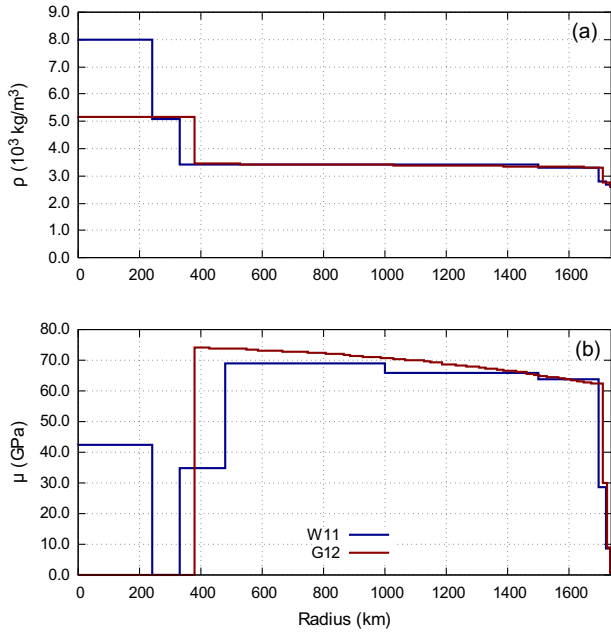
ice complexes (see e.g. Peltier & Drummond 2008; Purcell *et al.* 2016), the present-day and future response to climate-driven melting of ice sheets and glaciers (Bamber & Riva 2010; Slagen 2012), and deformations induced by the variation of hydrological loads (Bevis *et al.* 2016; Silverii *et al.* 2016). Evidence from Global Navigation Satellite System measurements of the time-dependent surface deformation point to a possible transient nature of the mantle in response to the regional-scale melting of ice sheets and to large earthquakes (see, e.g. Pollitz 2003, 2005; Nield *et al.* 2014; Qiu *et al.* 2018). Here, it is therefore of interest to present the outcomes of some numerical experiments in which ALMA<sup>3</sup> is configured to compute the time-dependent  $h$  loading Love number assuming a transient rheology in the mantle. Numerical estimates of  $h_n(t)$  and of its time derivative  $\dot{h}_n(t)$  would be needed, for instance, to model the response to the thickness variation of a disc-shaped surface load, as discussed by Bevis *et al.* (2016).

In Fig. 9 we show the time evolution of the  $h_n(t)$  loading LN for  $n = 2, 10$  and  $100$ , comparing the response obtained assuming the VM5a viscosity model of Peltier & Drummond (2008), which is fully based on a Maxwell rheology, with those expected if VM5a is modified introducing a transient rheology in the upper mantle layers. An Heaviside time history for the load is adopted throughout. In model VM5a-BG we assumed a Burgers bi-viscous rheological law in the upper mantle, with  $\mu_2 = \mu_1$  and  $\eta_2/\eta_1 = 0.1$  (see Table 1), while in model VM5a-AD an Andrade rheology (Cottrell 1996) with creep parameter  $\alpha = 0.3$  has been assumed for the upper



**Figure 10.** Time-derivative of the loading Love number  $\dot{h}_n(t)$  for harmonic degrees  $n = 2, 10$  and  $100$ , adopting the rheological models described in the caption of Fig. 9.

mantle. For  $n = 2$  (Fig. 9a) the responses obtained with the three models almost overlap. Indeed, for long wavelengths (by Jean’s rule, the wavelength corresponding to harmonic degree  $n$  is  $\lambda = \frac{2\pi a}{n + \frac{1}{2}}$ , where  $a$  is Earth’s radius) the response to surface loads is mostly sensitive to the structure of the lower mantle, where the three variants of VM5a considered here have the same rheological properties. Conversely, for  $n = 10$  (Fig. 9b) we see a slightly faster response to the loading for both transient models in the time range between 0.01 and 1 kyr. For  $n = 100$ , the transient response of VM5a-BG and VM5a-AD becomes even more enhanced between 0.01 and 10 kyr. It is worth to note that, for times less than  $\sim 10$  kyr, the two transient versions of VM5a almost yield identical responses, suggesting that an Andrade rheology in the Earth’s upper mantle might explain the observed vertical transient deformations in the same way as a Burgers rheology. The differences between the three models are more evident in Fig. 10, where we use ALMA<sup>3</sup> for computing the time derivatives  $\dot{h}_n(t)$  (this option was not available in previous versions of the program). Compared with the Maxwell model, the transient ones show a significantly larger initial rate of vertical displacement, that differ significantly for Burgers and Andrade. The three rheologies provide comparable responses only  $\sim 0.1$  kyr after loading. We shall remark, however, that the incompressibility approximation used in ALMA<sup>3</sup> has a significant impact on the  $h_n$  Love number, as we discussed in Section 4.3, so the results shown above must be taken with caution, and a more detailed analysis of the impact of compressibility on the time evolution of LNs would be in order.

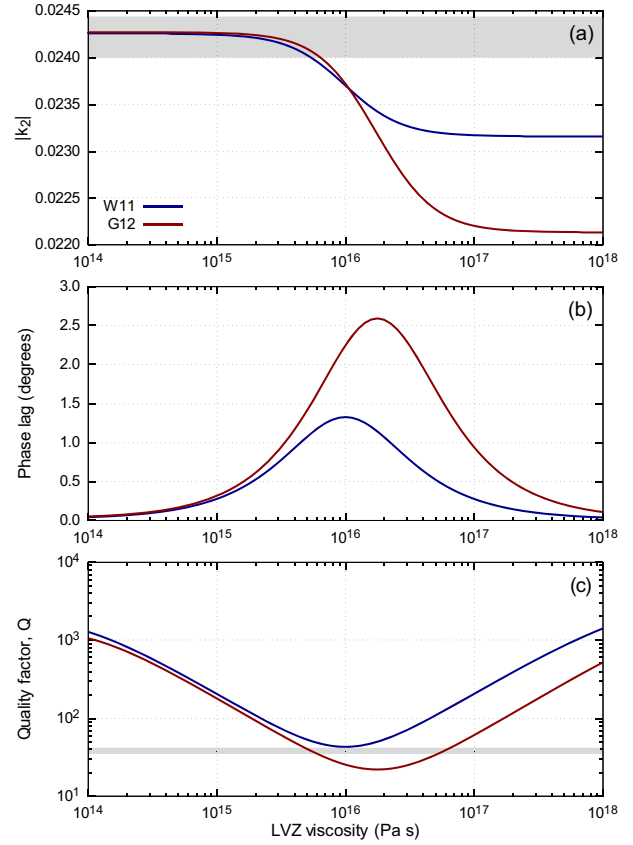


**Figure 11.** Radial profiles of density (a) and rigidity (b) for the Moon models by Weber *et al.* (2011) (W11, blue) and Garcia *et al.* (2011, 2012) (G12, red). Models W11 and G12 include 10 and 71 homogeneous layers, respectively.

#### 5.4 Tidal dissipation on the Moon

The Moon is the extraterrestrial body for which the most detailed information about the internal structure is available. In addition to physical constraints from observations of tidal deformation (Williams *et al.* 2014), seismic experiments deployed during the Apollo missions (Nunn *et al.* 2020) provided instrumental recordings of moonquakes which allowed the formulation of a set of progressively refined interior models (see, e.g. Heffels *et al.* 2021).

In this last numerical experiment, we configured ALMA<sup>3</sup> to compute tidal LNs for the Moon according to the two interior models proposed by Weber *et al.* (2011, W11 hereafter) and Garcia *et al.* (2011, 2012, G12 hereafter). Profiles of density  $\rho$  and rigidity  $\mu$  for models W11 and G12 are shown in Fig. 11, with the most notable difference being that the former assumes an inner solid core and a fluid outer core, while the latter contains an undifferentiated fluid core. We emphasize that model G12 includes 70 rheological layers in the mantle and crust, demonstrating the stability of ALMA<sup>3</sup> with densely layered planetary models. For both models, we assumed a Maxwell rheology in the crust and the mantle, with a viscosity of  $10^{20}$  Pa-s. A more realistic approach has been followed by Nimmo *et al.* (2012), who have modelled the Moon's LNs and dissipation adopting an extended Burgers model for the mantle, which also accounts for transient tidal deformations (Faul & Jackson 2015). Such rheological model is not incorporated in the current release of ALMA<sup>3</sup>, but it can be implemented by the user modifying the source code in order to compute the corresponding complex rigidity modulus  $\mu(s)$ . The fluid core has been modelled as a Newtonian fluid with viscosity  $10^4$  Pa-s while in the inner core, for model W11, we used a Maxwell rheology with a viscosity of  $10^{16}$  Pa-s, a value within the estimated ranges for the viscosity of the Earth inner core (Buffett 1997; Dumberry & Mound 2010; Koot & Dumberry 2011). Following the lines of Harada *et al.* (2014, 2016) and



**Figure 12.** Modulus of the tidal Love number  $|k_2|$  for the Moon (frame a), phase lag (b) and quality factor (c) as a function of the LVZ viscosity, for a forcing period  $T = 27.212$  d. Blue and red curves correspond to the Moon models by Weber *et al.* (2011) and Garcia *et al.* (2011, 2012) shown in Fig. 11. Shaded areas in frames (a) and (c) correspond to the  $1\sigma$  confidence intervals for measured values of  $k_2$  and  $Q$  according to Williams & Boggs (2015).

Organowski & Dumberry (2020), we defined a 150-km-thick low-viscosity zone (LVZ) at the base of the mantle and computed the  $k_2$  tidal LNs as a function of the LVZ viscosity for a forcing period  $T = 27.212$  d.

For both W11 and G12 models, Fig. 12 shows the dependence on the LVZ viscosity of the  $k_2$  tidal LN (Fig. 12a), of its phase lag angle (Fig. 12b) and of the quality factor  $Q$  (Fig. 12c). With the considered setup, for a LVZ viscosity smaller than  $10^{15}$  Pa-s the tidal response of the two models is almost coincident, while for higher viscosities model G12 predicts a stronger tidal dissipation. Shaded grey areas in frames (Figs 12a and c) show  $1\sigma$  confidence intervals for experimental estimates of  $k_2$  (Williams *et al.* 2014) and  $Q$  (Williams & Boggs 2015). With both models we obtain values of  $k_2$  within the  $1\sigma$  interval for an LVZ viscosity smaller than about  $5 \times 10^{15}$  Pa-s; interestingly, for that LVZ viscosity the G12 model predicts a quality factor  $Q$  within the measured range, while model W11 would require a slightly higher LVZ viscosity ( $10^{16}$  Pa-s). Of course, a detailed assessment of the ability of the two models to reproduce the observed tidal LNs would be well beyond the scope of this work, and several additional parameters potentially affecting the tidal response (as e.g. the LVZ thickness or the core radius) would need to be considered.

## 6 CONCLUSIONS

We have revisited the Post-Widder approach in the context of evaluating viscoelastic LN and their time derivatives for arbitrary planetary models. Our results are the basis of a new version of ALMA<sup>3</sup>, a user friendly Fortran program that computes the LNs of a multilayered, self-gravitating, spherically symmetric, incompressible planetary model characterized by a linear viscoelastic rheology. ALMA<sup>3</sup> can be suitably used to solve a wide range of problems, either involving the surface loading or the tidal response of a rheologically layered planet. By taking advantage of the Post-Widder Laplace inversion method, the evaluation of the time-domain LNs is simplified, avoiding some of the limitations of the traditional viscoelastic normal mode approach. Differently from previous implementations (Spada 2008), ALMA<sup>3</sup> can evaluate both time-domain and frequency-domain LNs, for an extended set of linear viscoelastic constitutive equations that also include a transient response, like Burgers or Andrade rheologies. Generalized linear rheologies that until now have been utilized in flat geometry like the one characterizing the extended Burgers model (Ivins *et al.* 2020) could be possibly implemented as well modifying the source code, if the corresponding analytical expression of the complex rigidity modulus is available. Furthermore, ALMA<sup>3</sup> can compute the time-derivatives of the LNs, and can deal with step-like and ramp-shaped forcing functions. The resulting LNs can be linearly superposed to obtain the planet response to arbitrary time evolving loads. Numerical results from ALMA<sup>3</sup> have been benchmarked with analytical expressions for a uniform sphere and with a reference set of viscoelastic LNs for an incompressible Earth model (Spada *et al.* 2011). The well-known limitations of the incompressibility approximation in modelling deformations of large terrestrial bodies have been quantitatively assessed by a comparison between numerical outputs of ALMA<sup>3</sup> and viscoelastic LNs recently obtained by Michel & Boy (2021) for a realistic, compressible Earth model. The versatility of ALMA<sup>3</sup> has then been demonstrated by a few examples, in which the LNs and some associated quantities like the quality factor  $Q$ , have been evaluated for some multilayered models of planetary interiors characterized by complex rheological profiles and by densely layered internal structures.

## ACKNOWLEDGMENTS

We thank the Associate Editor Gael Choblet and two anonymous reviewers for their very constructive comments that considerably helped improving our manuscript. We have benefited from discussion with all scientists involved in the project ‘LDLR – Lunar tidal Deformation from Earth-based and orbital Laser Ranging’, funded by the French ANR and the German agency DGF. We are indebted to Steve Vance, Saikiran Tharimena, Marshall Styczinski and Bruce Bills for encouragement and advice. DM is funded by a INGV (Istituto Nazionale di Geofisica e Vulcanologia) 2020-2023 ‘ricerca libera’ research grant and partly supported by the INGV project Pianeta Dinamico 2021-22 Tema 4 KINDLE (grant no. CUP D53J19000170001), funded by the Italian Ministry of University and Research ‘Fondo finalizzato al rilancio degli investimenti delle amministrazioni centrali dello Stato e allo sviluppo del Paese, Legge 145/2018’. CS is funded by a PhD grant of the French Ministry of Research and Innovation. CS also acknowledges the ANR, project number ANR-19-CE31-0026 project LDLR (Lunar tidal Deformation from Earth-based and orbital Laser Ranging). GS is funded by a FFABR (Finanziamento delle Attività Base di Ricerca) grant of MIUR (Ministero dell’Istruzione, dell’Università

e della Ricerca) and by a RFO research grant of DIFA (Dipartimento di Fisica e Astronomia ‘Augusto Righi’) of the Alma Mater Studiorum Università di Bologna.

## Conflicts of Interest

The authors declare no conflicts of interest with respect to the research presented in this article.

## DATA AVAILABILITY

Source code of the ALMA<sup>3</sup> version used to obtain numerical results presented in this work is available as a supplementary material. The latest version of ALMA<sup>3</sup> can be downloaded from <https://github.com/danielemelini/ALMA3>. The data underlying plots shown in this paper are available upon request to the corresponding author.

## REFERENCES

- Aitta, A., 2012. Venus’ internal structure, temperature and core composition, *Icarus*, **218**(2), 967–974.
- Anderson, D.L., 1980. Tectonics and composition of Venus, *Geophys. Res. Lett.*, **7**(1), 101–102.
- Armann, M. & Tackley, P.J., 2012. Simulating the thermochemical magmatic and tectonic evolution of Venus’s mantle and lithosphere: Two-dimensional models, *J. geophys. Res.*, **117**, E12003, doi:10.1029/2012JE004231.
- Bamber, J. & Riva, R., 2010. The sea level fingerprint of recent ice mass fluxes, *Cryosphere*, **4**(4), 621–627.
- Beuthe, M., 2018. Enceladus’s crust as a non-uniform thin shell: I. Tidal deformations, *Icarus*, **302**, 145–174.
- Beuthe, M., 2019. Enceladus’s crust as a non-uniform thin shell: II. Tidal dissipation, *Icarus*, **332**, 66–91.
- Beuthe, M., Rivoldini, A. & Trinh, A., 2016. Enceladus’s and Dione’s floating ice shells supported by minimum stress isostasy, *Geophys. Res. Lett.*, **43**(19), 10–088.
- Bevis, M., Melini, D. & Spada, G., 2016. On computing the geoeelastic response to a disk load, *J. geophys. Int.*, **205**(1), 1804–1812.
- Buffett, B.A., 1997. Geodynamic estimates of the viscosity of the Earth’s inner core, *Nature*, **388**, 1476–4687.
- Čadek, O., *et al.*, 2016. Enceladus’s internal ocean and ice shell constrained from Cassini gravity, shape, and libration data, *Geophys. Res. Lett.*, **43**(11), 5653–5660.
- Čadek, O., Souček, O., Běhoučková, M., Choblet, G., Tobie, G. & Hron, J., 2019. Long-term stability of Enceladus’ uneven ice shell, *Icarus*, **319**, 476–484.
- Christensen, R., 1982. *Theory of Viscoelasticity*, Dover.
- Clausen, N. & Tilgner, A., 2015. Dissipation in rocky planets for strong tidal forcing, *Astron. Astrophys.*, **584**, A60, doi:10.1051/0004-6361/201526082.
- Cole, D.M. & Durell, G.D., 1995. The cyclic loading of saline ice, *Philos. Mag. A*, **72**(1), 209–229.
- Cottareau, L., Rambaux, N., Lebonnois, S. & Souchay, J., 2011. The various contributions in Venus rotation rate and LOD, *Astron. Astrophys.*, **531**, A45, doi:10.1051/0004-6361/201116606.
- Cottrell, A.H., 1996. Andrade creep, *Philos. Mag. Lett.*, **73**(1), 35–36.
- Dumberry, M. & Mound, J., 2010. Inner core–mantle gravitational locking and the super-rotation of the inner core, *J. geophys. Int.*, **181**(2), 806–817.
- Dumoulin, C., Tobie, G., Verhoeven, O., Rosenblatt, P. & Rambaux, N., 2017. Tidal constraints on the interior of Venus, *J. geophys. Res.*, **122**(6), 1338–1352.
- Dziewonski, A.M. & Anderson, D.L., 1981. Preliminary reference Earth model, *Phys. Earth planet. Inter.*, **25**(4), 297–356.
- Efroimsky, M. & Lainey, V., 2007. Physics of bodily tides in terrestrial planets and the appropriate scales of dynamical evolution, *J. geophys. Res.*, **112**, E12003, doi:10.1029/2007JE002908.

- Farrell, W., 1972. Deformation of the Earth by surface loads, *Rev. Geophys.*, **10**(3), 761–797.
- Farrell, W. & Clark, J., 1976. On postglacial sea level, *J. geophys. Int.*, **46**, 647–667.
- Faul, U. & Jackson, I., 2015. Transient creep and strain energy dissipation: an experimental perspective, *Ann. Rev. Earth planet. Sci.*, **43**, 541–569.
- Friederich, W. & Dalkolmo, J., 1995. Complete synthetic seismograms for a spherically symmetric earth by a numerical computation of the Green's function in the frequency domain, *J. geophys. Int.*, **122**(2), 537–550.
- Garcia, R.F., Gagnepain-Beyneix, J., Chevrot, S. & Lognonné, P., 2011. Very preliminary reference Moon model, *Phys. Earth planet. Inter.*, **188**(1), 96–113.
- Garcia, R.F., Gagnepain-Beyneix, J., Chevrot, S. & Lognonné, P., 2012. Erratum to “Very Preliminary Reference Moon Model”, by R.F. Garcia, J. Gagnepain-Beyneix, S. Chevrot, P. Lognonné [Phys. Earth Planet. Inter. **188** (2011) 96–113], *Phys. Earth planet. Inter.*, **202–203**, 89–91.
- Gaver, D.P., 1966. Observing stochastic processes, and approximate transform inversion, *Operat. Res.*, **14**(3), 444–459.
- Gavrilov, S. & Zharkov, V., 1977. Love numbers of the giant planets, *Icarus*, **32**(4), 443–449.
- Goldreich, P. & Soter, S., 1966. Q in the solar system, *Icarus*, **5**(1), 375–389.
- Harada, Y., Goossens, S., Matsumoto, K., Yan, J., Ping, J., Noda, H. & Haruyama, J., 2014. Strong tidal heating in an ultralow-viscosity zone at the core–mantle boundary of the Moon, *Nat. Geosci.*, **7**, 569–572.
- Harada, Y., Goossens, S., Matsumoto, K., Yan, J., Ping, J., Noda, H. & Haruyama, J., 2016. The deep lunar interior with a low-viscosity zone: Revised constraints from recent geodetic parameters on the tidal response of the Moon, *Icarus*, **276**, 96–101.
- Heffels, A., Knapmeyer, M., Oberst, J. & Haase, I., 2021. Re-evaluation of Apollo 17 Lunar Seismic Profiling Experiment data including new LROC-derived coordinates for explosive packages 1 and 7, at Taurus-Littrow, Moon, *Planet. Space Sci.*, **206**, 105307.
- Hemingway, D., Iess, L., Tajeddine, R. & G. Tobie, G., 2018. The interior of Enceladus, in *Enceladus and the Icy Moons of Saturn*, pp. 57–77, eds Schenk, P.M., Clark, R.N., Howett, C.J.A., Verbiscer, A.J. & Waite, J.H., University of Arizona.
- Iess, L., *et al.*, 2014. The gravity field and interior structure of Enceladus, *Science*, **344**(6179), 78–80.
- Ivins, E.R., Caron, L., Adhikari, S., Larour, E. & Scheinert, M., 2020. A linear viscoelasticity for decadal to centennial time scale mantle deformation, *Rep. Prog. Phys.*, **83**(10), 106801.
- Kaula, W.M., 1964. Tidal dissipation by solid friction and the resulting orbital evolution, *Rev. Geophys.*, **2**(4), 661–685.
- Kellermann, C., Becker, A. & Redmer, R., 2018. Interior structure models and fluid Love numbers of exoplanets in the super-Earth regime, *Astron. Astrophys.*, **615**, A39.
- Konopliv, A. & Yoder, C., 1996. Venusian k2 tidal Love number from Magellan and PVO tracking data, *Geophys. Res. Lett.*, **23**(14), 1857–1860.
- Koot, L. & Dumberry, M., 2011. Viscosity of the Earth's inner core: constraints from nutation observations, *Earth planet. Sci. Lett.*, **308**(3), 343–349.
- Kovach, R.L. & Anderson, D.L., 1965. The interiors of the terrestrial planets, *J. geophys. Res.*, **70**(12), 2873–2882.
- Lambeck, K., 1988. The earth's variable rotation: some geophysical causes, in *Symposium-International Astronomical Union*, Vol. **128**, pp. 1–20, Cambridge Univ. Press.
- Lewis, J.S., 1972. Metal/silicate fractionation in the solar system, *Earth planet. Sci. Lett.*, **15**(3), 286–290.
- Love, A.E.H., 1911. *Some Problems of Geodynamics: Being an Essay to which the Adams Prize in the University of Cambridge was Adjudged in 1911*, CUP Archive.
- Melini, D., Cannelli, V., Piersanti, A. & Spada, G., 2008. Post-seismic rebound of a spherical Earth: new insights from the application of the Post-Widder inversion formula, *J. geophys. Int.*, **174**(2), 672–695.
- Melini, D., Gegout, P., King, M., Marzeion, B. & Spada, G., 2015. On the rebound: Modeling Earth's ever-changing shape, *EOS*, **96**(15), 14–17.
- Michel, A. & Boy, J.-P., 2021. Viscoelastic Love numbers and long-period geophysical effects, *J. geophys. Int.*, **228**(2), 1191–1212.
- Mitrovica, J.X., 1996. Haskell [1935] revisited, *J. geophys. Res.: Solid Earth*, **101**(B1), 555–569.
- Munk, W.H. & MacDonald, G.J., 1960. *The Rotation of the Earth: A Geophysical Discussion*, Cambridge Univ. Press.
- Murray, C.D. & Dermott, S.F., 2000. *Solar System Dynamics*, Cambridge Univ. Press.
- Na, S.-H. & Baek, J., 2011. Computation of the Load Love number and the Load Green's function for an elastic and spherically symmetric earth, *J. Korean Phys. Soc.*, **58**(5), 1195–1205.
- Nield, G., *et al.*, 2014. Rapid bedrock uplift in the Antarctic Peninsula explained by viscoelastic response to recent ice unloading, *Earth planet. Sci. Lett.*, **397**, 32–41.
- Nimmo, F., Faul, U. & Garnero, E., 2012. Dissipation at tidal and seismic frequencies in a melt-free Moon, *J. geophys. Res.*, **117**(E9), doi:10.1029/2012JE004160.
- Nunn, C., *et al.*, 2020. Lunar seismology: a data and instrumentation review, *Space Sci. Rev.*, **216**(89), doi:10.1007/s11214-020-00709-3.
- Organowski, O. & Dumberry, M., 2020. Viscoelastic relaxation within the Moon and the phase lead of its Cassini state, *J. geophys. Res.*, **125**(7), e2020JE006386, doi:10.1029/2020JE006386.
- Padovan, S., Spohn, T., Baumeister, P., Tosi, N., Breuer, D., Csizmadia, S., Hellard, H. & Sohl, F., 2018. Matrix-propagator approach to compute fluid Love numbers and applicability to extrasolar planets, *Astron. Astrophys.*, **620**, A178, doi:10.1051/0004-6361/201834181.
- Peltier, W. & Drummond, R., 2008. Rheological stratification of the lithosphere: a direct inference based upon the geodetically observed pattern of the glacial isostatic adjustment of the North American continent, *Geophys. Res. Lett.*, **35**(16), doi:10.1029/2008GL034586.
- Peltier, W.R., 1974. The impulse response of a Maxwell Earth, *Rev. Geophys. Space Phys.*, **12**(4), 649–669.
- Pollitz, F.F., 2003. Transient rheology of the uppermost mantle beneath the Mojave Desert, California, *Earth planet. Sci. Lett.*, **215**(1–2), 89–104.
- Pollitz, F.F., 2005. Transient rheology of the upper mantle beneath central Alaska inferred from the crustal velocity field following the 2002 Denali earthquake, *J. geophys. Res.*, **110**(B8), doi:10.1029/2005JB003672.
- Porco, C.C., *et al.*, 2006. Cassini observes the active south pole of Enceladus, *Science*, **311**(5766), 1393–1401.
- Post, E.L., 1930. Generalized differentiation, *Trans. Am. Math. Soc.*, **32**(4), 723–781.
- Purcell, A., Tregoning, P. & Dehecq, A., 2016. An assessment of the ICE6G.C (VM5a) glacial isostatic adjustment model, *J. geophys. Res.*, **121**(5), 3939–3950.
- Qiu, Q., Moore, J.D.P., Barbot, S., Feng, L. & Hill, E.M., 2018. Transient rheology of the Sumatran mantle wedge revealed by a decade of great earthquakes, *Nat. Commun.*, **9**(1), 995.
- Rambaux, N., Castillo-Rogez, J.C., Williams, J.G. & Karatekin, Ö., 2010. Librational response of Enceladus, *Geophys. Res. Lett.*, **37**(4), doi:10.1029/2009GL041465.
- Renaud, J.P. & Henning, W.G., 2018. Increased tidal dissipation using advanced rheological models: Implications for Io and tidally active exoplanets, *Astrophys. J.*, **857**(2), 98.
- Riva, R.E.M. & Vermeersen, L.L.A., 2002. Approximation method for high-degree harmonics in normal mode modelling, *J. geophys. Int.*, **151**(1), 309–313.
- Roberts, J.H., 2015. The fluffy core of Enceladus, *Icarus*, **258**, 54–66.
- Roberts, J.H. & Nimmo, F., 2008. Tidal heating and the long-term stability of a subsurface ocean on Enceladus, *Icarus*, **194**(2), 675–689.
- Rundle, J.B., 1982. Viscoelastic-gravitational deformation by a rectangular thrust fault in a layered Earth, *J. geophys. Res.*, **87**(B9), 7787–7796.
- Sabadini, R., Yuen, D.A. & Boschi, E., 1982. Polar wandering and the forced responses of a rotating, multilayered, viscoelastic planet, *J. geophys. Res.*, **87**(B4), 2885–2903.
- Sabadini, R., Vermeersen, B. & Cambiotti, G., 2016. *Global dynamics of the Earth*, Springer.
- Saito, M., 1974. Some problems of static deformation of the Earth, *J. Phys. Earth*, **22**(1), 123–140.
- Saito, M., 1978. Relationship between tidal and load Love numbers, *J. Phys. Earth*, **26**(1), 13–16.



- Segatz, M., Spohn, T., Ross, M. & Schubert, G., 1988. Tidal dissipation, surface heat flow, and figure of viscoelastic models of Io, *Icarus*, **75**(2), 187–206.
- Shida, T., 1912. *On the elasticity of the Earth and the Earth's crust*, Kyoto Imperial University.
- Silverii, F., D'Agostino, N., Métois, M., Fiorillo, F. & Ventafredda, G., 2016. Transient deformation of karst aquifers due to seasonal and multiyear groundwater variations observed by GPS in southern Apennines (Italy), *J. geophys. Res.*, **121**(11), 8315–8337.
- Slangen, A., 2012. Modelling regional sea-level changes in recent past and future, *PhD thesis*, Utrecht University, the Netherlands.
- Smith, D., 2003. Using multiple-precision arithmetic, *Comput. Sci. Eng.*, **5**(4), 88–93.
- Smith, D.M., 1991. Algorithm 693: a FORTRAN package for floating-point multiple-precision arithmetic, *ACM Trans. Math. Softw.*, **17**(2), 273–283.
- Sohl, F., Hussmann, H., Schwentker, B., Spohn, T. & Lorenz, R.D., 2003. Interior structure models and tidal Love numbers of Titan, *J. geophys. Res.*, **108**(E12), doi:10.1029/2003JE002044.
- Souček, O., Hron, J., Běhouňková, M. & Čadek, O., 2016. Effect of the tiger stripes on the deformation of Saturn's moon Enceladus, *Geophys. Res. Lett.*, **43**(14), 7417–7423.
- Souček, O., Běhouňková, M., Čadek, O., Hron, J., Tobie, G. & Choblet, G., 2019. Tidal dissipation in Enceladus' uneven, fractured ice shell, *Icarus*, **328**, 218–231.
- Spada, G., 2008. ALMA, a Fortran program for computing the viscoelastic Love numbers of a spherically symmetric planet, *Comp. Geosci.*, **34**(6), 667–687.
- Spada, G. & Boschi, L., 2006. Using the Post-Widder formula to compute the Earth's viscoelastic Love numbers, *J. geophys. Int.*, **166**(1), 309–321.
- Spada, G. & Melini, D., 2019. SELEN<sup>4</sup> (SELEN version 4.0): a Fortran program for solving the gravitationally and topographically self-consistent sea-level equation in glacial isostatic adjustment modeling, *Geoscient. Model Dev.*, **12**(12), 5055–5075.
- Spada, G., *et al.*, 2011. A benchmark study for glacial isostatic adjustment codes, *J. geophys. Int.*, **185**(1), 106–132.
- Stehfest, H., 1970. Algorithm 368: numerical inversion of Laplace transforms [D5], *Commun. ACM*, **13**(1), 47–49.
- Sun, W. & Okubo, S., 1993. Surface potential and gravity changes due to internal dislocations in a spherical Earth. I. Theory for a point dislocation, *J. geophys. Int.*, **114**(3), 569–592.
- Takeuchi, H. & Saito, M., 1972. Seismic surface waves, *Methods Comput. Phys.*, **11**, 217–295.
- Tanaka, Y., Okuno, J. & Okubo, S., 2006. A new method for the computation of global viscoelastic post-seismic deformation in a realistic earth model (I) vertical displacement and gravity variation, *J. geophys. Int.*, **164**(2), 273–289.
- Thomson, W., 1863. XXVII. On the rigidity of the earth, *Phil. Trans. R. Soc. Lond.*, **153**, 573–582.
- Tobie, G., Mocquet, A. & Sotin, C., 2005. Tidal dissipation within large icy satellites: applications to Europa and Titan, *Icarus*, **177**(2), 534–549.
- Tobie, G., Grasset, O., Dumoulin, C. & Mocquet, A., 2019. Tidal response of rocky and ice-rich exoplanets, *Astron. Astrophys.*, **630**, A70.
- Turcotte, D.L. & Schubert, G., 2014. *Geodynamics - Applications of Continuum Physics to Geological Problems*, Cambridge Univ. Press.
- Valkó, P.P. & Abate, J., 2004. Comparison of sequence accelerators for the Gaver method of numerical Laplace transform inversion, *Comp. Math. Appl.*, **48**(3), 629–636.
- Vaughan, D.G., 1995. Tidal flexure at ice shelf margins, *J. geophys. Res.*, **100**(B4), 6213–6224.
- Vermeersen, L. & Mitrovica, J., 2000. Gravitational stability of spherical self-gravitating relaxation models, *J. geophys. Int.*, **142**(2), 351–360.
- Vermeersen, L.L.A., Sabadini, R. & Spada, G., 1996. Compressible rotational deformation, *J. geophys. Int.*, **126**, 735–761.
- Wahr, J., Selvans, Z.A., Mullen, M.E., Barr, A.C., Collins, G.C., Selvans, M.M. & Pappalardo, R.T., 2009. Modeling stresses on satellites due to nonsynchronous rotation and orbital eccentricity using gravitational potential theory, *Icarus*, **200**(1), 188–206.
- Wang, H., Xiang, L., Jia, L., Jiang, L., Wang, Z., Hu, B. & Gao, P., 2012. Load Love numbers and Green's functions for elastic Earth models PREM, iasp91, ak135, and modified models with refined crustal structure from Crust 2.0, *Comp. Geosci.*, **49**, 190–199.
- Weber, R.C., Lin, P.-Y., Garnero, E.J., Williams, Q. & Lognonné, P., 2011. Seismic detection of the lunar core, *Science*, **331**(6015), 309–312.
- Widder, D.V., 1934. The inversion of the Laplace integral and the related moment problem, *Trans. Am. Math. Soc.*, **36**(1), 107–200.
- Williams, J.G. & Boggs, D.H., 2015. Tides on the Moon: Theory and determination of dissipation, *J. geophys. Res.*, **120**(4), 689–724.
- Williams, J.G., *et al.*, 2014. Lunar interior properties from the GRAIL mission, *J. geophys. Res.*, **119**(7), 1546–1578.
- Wu, P. & Ni, Z., 1996. Some analytical solutions for the viscoelastic gravitational relaxation of a two-layer non-self-gravitating incompressible spherical earth, *J. geophys. Int.*, **126**(2), 413–436.
- Wu, P. & Peltier, W., 1982. Viscous gravitational relaxation, *J. geophys. Int.*, **70**(2), 435–485.
- Zhang, C., 1992. Love numbers of the Moon and of the terrestrial planets, *Earth, Moon, Planets*, **56**(3), 193–207.

## SUPPORTING INFORMATION

Supplementary data are available at [GJI](https://doi.org/10.1017/gji.2021.1026) online.

**alma-sources-20211026.zip**

Please note: Oxford University Press is not responsible for the content or functionality of any supporting materials supplied by the authors. Any queries (other than missing material) should be directed to the corresponding author for the paper.