



**HAL**  
open science

## Observations of 4U 1626–67 with the Imaging X-Ray Polarimetry Explorer

Herman Marshall, Mason Ng, Daniele Rogantini, Jeremy Heyl, Sergey Tsygankov, Juri Poutanen, Enrico Costa, Silvia Zane, Christian Malacaria, Iván Agudo, et al.

► **To cite this version:**

Herman Marshall, Mason Ng, Daniele Rogantini, Jeremy Heyl, Sergey Tsygankov, et al.. Observations of 4U 1626–67 with the Imaging X-Ray Polarimetry Explorer. *The Astrophysical Journal*, 2022, 940 (1), pp.70. 10.3847/1538-4357/ac98c2 . insu-03875817

**HAL Id: insu-03875817**

**<https://insu.hal.science/insu-03875817>**

Submitted on 28 Nov 2022

**HAL** is a multi-disciplinary open access archive for the deposit and dissemination of scientific research documents, whether they are published or not. The documents may come from teaching and research institutions in France or abroad, or from public or private research centers.

L'archive ouverte pluridisciplinaire **HAL**, est destinée au dépôt et à la diffusion de documents scientifiques de niveau recherche, publiés ou non, émanant des établissements d'enseignement et de recherche français ou étrangers, des laboratoires publics ou privés.



# Observations of 4U 1626–67 with the Imaging X-Ray Polarimetry Explorer

Herman L. Marshall<sup>1</sup>, Mason Ng<sup>1</sup>, Daniele Rogantini<sup>1</sup>, Jeremy Heyl<sup>2</sup>, Sergey S. Tsygankov<sup>3,4</sup>, Juri Poutanen<sup>3,4</sup>, Enrico Costa<sup>5</sup>, Silvia Zane<sup>6</sup>, Christian Malacaria<sup>7</sup>, Iván Agudo<sup>8</sup>, Lucio A. Antonelli<sup>9,10</sup>, Matteo Bachetti<sup>11</sup>, Luca Baldini<sup>12,13</sup>, Wayne H. Baumgartner<sup>14</sup>, Ronaldo Bellazzini<sup>12</sup>, Stefano Bianchi<sup>15</sup>, Stephen D. Bongiorno<sup>14</sup>, Raffaella Bonino<sup>16,17</sup>, Alessandro Brez<sup>12</sup>, Niccolò Bucciantini<sup>18,19,20</sup>, Fiamma Capitanio<sup>5</sup>, Simone Castellano<sup>12</sup>, Elisabetta Cavazzuti<sup>21</sup>, Stefano Ciprini<sup>10,22</sup>, Alessandra De Rosa<sup>5</sup>, Ettore Del Monte<sup>5</sup>, Laura Di Gesu<sup>21</sup>, Niccolò Di Lalla<sup>23</sup>, Alessandro Di Marco<sup>5</sup>, Immacolata Donnarumma<sup>21</sup>, Victor Doroshenko<sup>24</sup>, Michal Dovčiak<sup>25</sup>, Steven R. Ehlert<sup>14</sup>, Teruaki Enoto<sup>26</sup>, Yuri Evangelista<sup>5</sup>, Sergio Fabiani<sup>5</sup>, Riccardo Ferrazzoli<sup>5</sup>, Javier A. Garcia<sup>27</sup>, Shuichi Gunji<sup>28</sup>, Kiyoshi Hayashida<sup>29</sup>, Wataru Iwakiri<sup>30</sup>, Svetlana G. Jorstad<sup>31,32</sup>, Vladimir Karas<sup>25</sup>, Takao Kitaguchi<sup>26</sup>, Jeffery J. Kolodziejczak<sup>14</sup>, Henric Krawczynski<sup>33</sup>, Fabio La Monaca<sup>5</sup>, Luca Latronico<sup>16</sup>, Ioannis Liodakis<sup>34</sup>, Simone Maldera<sup>16</sup>, Alberto Manfreda<sup>12</sup>, Frédéric Marin<sup>35</sup>, Andrea Marinucci<sup>21</sup>, Alan P. Marscher<sup>31</sup>, Giorgio Matt<sup>15</sup>, Ikuyuki Mitsuishi<sup>36</sup>, Tsunefumi Mizuno<sup>37</sup>, Fabio Muleri<sup>5</sup>, C.-Y. Ng<sup>38</sup>, Stephen L. O’Dell<sup>14</sup>, Nicola Omodei<sup>23</sup>, Chiara Oppedisano<sup>16</sup>, Alessandro Papitto<sup>9</sup>, George G. Pavlov<sup>39</sup>, Abel L. Peirson<sup>23</sup>, Matteo Perri<sup>9,10</sup>, Melissa Pesce-Rollins<sup>12</sup>, Pierre-Olivier Petrucci<sup>40</sup>, Maura Pilia<sup>11</sup>, Andrea Possenti<sup>11</sup>, Simonetta Puccetti<sup>10</sup>, Brian D. Ramsey<sup>14</sup>, John Rankin<sup>5</sup>, Ajay Ratheesh<sup>5</sup>, Roger W. Romani<sup>23</sup>, Carmelo Sgrò<sup>12</sup>, Patrick Slane<sup>41</sup>, Paolo Soffitta<sup>5</sup>, Gloria Spandre<sup>12</sup>, Toru Tamagawa<sup>26</sup>, Fabrizio Tavecchio<sup>42</sup>, Roberto Taverna<sup>43</sup>, Yuzuru Tawara<sup>36</sup>, Allyn F. Tennant<sup>14</sup>, Nicholas E. Thomas<sup>14</sup>, Francesco Tombesi<sup>22,44,45</sup>, Alessio Trois<sup>11</sup>, Roberto Turolla<sup>6,43</sup>, Jacco Vink<sup>46</sup>, Martin C. Weisskopf<sup>14</sup>, Kinwah Wu<sup>6</sup>, Fei Xie<sup>5,47</sup>

(IXPE Collaboration),

Norbert S. Schulz<sup>1</sup>, and Deepto Chakrabarty<sup>1</sup><sup>1</sup> Kavli Institute for Astrophysics and Space Research, Massachusetts Institute of Technology, 77 Massachusetts Avenue, Cambridge, MA 02139, USA  
[hermann@mit.edu](mailto:hermann@mit.edu)<sup>2</sup> University of British Columbia, Vancouver, BC V6T 1Z4, Canada<sup>3</sup> Department of Physics and Astronomy, 20014 University of Turku, Finland<sup>4</sup> Space Research Institute of the Russian Academy of Sciences, Profsoyuznaya Str. 84/32, Moscow 117997, Russia<sup>5</sup> INAF Istituto di Astrofisica e Planetologia Spaziali, Via del Fosso del Cavaliere 100, I-00133 Roma, Italy<sup>6</sup> Mullard Space Science Laboratory, University College London, Holmbury St. Mary, Dorking, Surrey RH5 6NT, UK<sup>7</sup> International Space Science Institute, Hallerstrasse 6, 3012 Bern, Switzerland<sup>8</sup> Instituto de Astrofísica de Andalucía, IAA-CSIC, Glorieta de la Astronomía s/n, E-18008 Granada, Spain<sup>9</sup> INAF Osservatorio Astronomico di Roma, Via Frascati 33, I-00078 Monte Porzio Catone (RM), Italy<sup>10</sup> Space Science Data Center, Agenzia Spaziale Italiana, Via del Politecnico snc, I-00133 Roma, Italy<sup>11</sup> INAF Osservatorio Astronomico di Cagliari, Via della Scienza 5, I-09047 Selargius (CA), Italy<sup>12</sup> Istituto Nazionale di Fisica Nucleare, Sezione di Pisa, Largo B. Pontecorvo 3, I-56127 Pisa, Italy<sup>13</sup> Dipartimento di Fisica, Università di Pisa, Largo B. Pontecorvo 3, I-56127 Pisa, Italy<sup>14</sup> NASA Marshall Space Flight Center, Huntsville, AL 35812, USA<sup>15</sup> Dipartimento di Matematica e Fisica, Università degli Studi Roma Tre, Via della Vasca Navale 84, I-00146 Roma, Italy<sup>16</sup> Istituto Nazionale di Fisica Nucleare, Sezione di Torino, Via Pietro Giuria 1, I-10125 Torino, Italy<sup>17</sup> Dipartimento di Fisica, Università degli Studi di Torino, Via Pietro Giuria 1, I-10125 Torino, Italy<sup>18</sup> INAF Osservatorio Astrofisico di Arcetri, Largo Enrico Fermi 5, I-50125 Firenze, Italy<sup>19</sup> Dipartimento di Fisica e Astronomia, Università degli Studi di Firenze, Via Sansone 1, I-50019 Sesto Fiorentino (FI), Italy<sup>20</sup> Istituto Nazionale di Fisica Nucleare, Sezione di Firenze, Via Sansone 1, I-50019 Sesto Fiorentino (FI), Italy<sup>21</sup> Agenzia Spaziale Italiana, Via del Politecnico snc, I-00133 Roma, Italy<sup>22</sup> Istituto Nazionale di Fisica Nucleare, Sezione di Roma “Tor Vergata”, Via della Ricerca Scientifica 1, I-00133 Roma, Italy<sup>23</sup> Department of Physics and Kavli Institute for Particle Astrophysics and Cosmology, Stanford University, Stanford, CA 94305, USA<sup>24</sup> Institut für Astronomie und Astrophysik, Universität Tübingen, Sand 1, D-72076 Tübingen, Germany<sup>25</sup> Astronomical Institute of the Czech Academy of Sciences, Boční II 1401/1, 14100 Praha 4, Czech Republic<sup>26</sup> RIKEN Cluster for Pioneering Research, 2-1 Hirosawa, Wako, Saitama 351-0198, Japan<sup>27</sup> California Institute of Technology, Pasadena, CA 91125, USA<sup>28</sup> Yamagata University, 1-4-12 Kojirakawa-machi, Yamagata-shi 990-8560, Japan<sup>29</sup> Osaka University, 1-1 Yamadaoka, Suita, Osaka 565-0871, Japan<sup>30</sup> Department of Physics, Faculty of Science and Engineering, Chuo University, 1-13-27 Kasuga, Bunkyo-ku, Tokyo 112-8551, Japan<sup>31</sup> Institute for Astrophysical Research, Boston University, 725 Commonwealth Avenue, Boston, MA 02215, USA<sup>32</sup> Department of Astrophysics, St. Petersburg State University, Universitetsky pr. 28, Petrodvoretz, 198504 St. Petersburg, Russia<sup>33</sup> Physics Department and McDonnell Center for the Space Sciences, Washington University in St. Louis, St. Louis, MO 63130, USA<sup>34</sup> Finnish Centre for Astronomy with ESO, 20014 University of Turku, Finland<sup>35</sup> Université de Strasbourg, CNRS, Observatoire Astronomique de Strasbourg, UMR 7550, F-67000 Strasbourg, France<sup>36</sup> Graduate School of Science, Division of Particle and Astrophysical Science, Nagoya University, Furo-cho, Chikusa-ku, Nagoya, Aichi 464-8602, Japan<sup>37</sup> Hiroshima Astrophysical Science Center, Hiroshima University, 1-3-1 Kagamiyama, Higashi-Hiroshima, Hiroshima 739-8526, Japan<sup>38</sup> Department of Physics, The University of Hong Kong, Pokfulam, Hong Kong<sup>39</sup> Department of Astronomy and Astrophysics, Pennsylvania State University, University Park, PA 16802, USA<sup>40</sup> Université Grenoble Alpes, CNRS, IPAG, F-38000 Grenoble, France<sup>41</sup> Harvard & Smithsonian Center for Astrophysics, 60 Garden Street, Cambridge, MA 02138, USA<sup>42</sup> INAF Osservatorio Astronomico di Brera, Via E. Bianchi 46, I-23807 Merate (LC), Italy<sup>43</sup> Dipartimento di Fisica e Astronomia, Università degli Studi di Padova, Via Marzolo 8, I-35131 Padova, Italy<sup>44</sup> Dipartimento di Fisica, Università degli Studi di Roma “Tor Vergata”, Via della Ricerca Scientifica 1, I-00133 Roma, Italy<sup>45</sup> Department of Astronomy, University of Maryland, College Park, Maryland 20742, USA

<sup>46</sup> Anton Pannekoek Institute for Astronomy & GRAPPA, University of Amsterdam, Science Park 904, 1098 XH Amsterdam, The Netherlands

<sup>47</sup> Guangxi Key Laboratory for Relativistic Astrophysics, School of Physical Science and Technology, Guangxi University, Nanning 530004, People's Republic of China

Received 2022 August 25; revised 2022 October 5; accepted 2022 October 6; published 2022 November 22

## Abstract

We present measurements of the polarization of X-rays in the 2–8 keV band from the pulsar in the ultracompact low-mass X-ray binary 4U 1626–67 using data from the Imaging X-Ray Polarimetry Explorer (IXPE). The 7.66 s pulsations were clearly detected throughout the IXPE observations as well as in the NICER soft X-ray observations, which we used as the basis for our timing analysis and to constrain the spectral shape over the 0.4–10 keV energy band. Chandra HETGS high-resolution X-ray spectra were also obtained near the times of the IXPE observations for firm spectral modeling. We found an upper limit on the pulse-averaged linear polarization of  $<4\%$  (at 95% confidence). Similarly, there was no significant detection of polarized flux in pulse phase intervals when subdividing the bandpass by energy. However, spectropolarimetric modeling over the full bandpass in pulse phase intervals provided a marginal detection of polarization of the power-law spectral component at the  $4.8\% \pm 2.3\%$  level (90% confidence). We discuss the implications concerning the accretion geometry onto the pulsar, favoring two-component models of the pulsed emission.

*Unified Astronomy Thesaurus concepts:* [Polarimetry \(1278\)](#); [Spectropolarimetry \(1973\)](#); [Pulsars \(1306\)](#); [Low-mass x-ray binary stars \(939\)](#)

## 1. Introduction

The binary star 4U 1626–67 is an ultracompact low-mass X-ray binary (UCXB) featuring a neutron star in a 42 minute orbit around a very low mass companion, and is unique for being the only UCXB hosting a persistent, strongly magnetized X-ray pulsar. The X-ray source was discovered by Uhuru (Giacconi et al. 1972) and was found to pulse at a period of  $P = 7.68$  s using SAS-3 data (Rappaport et al. 1977). The ultracompact nature of the system was suggested by Joss et al. (1978), and was established by the detection of the 42 minute orbital period (Middleditch et al. 1981; Chakrabarty 1998).

The pulsar steadily spun up until sometime in 1990 (see Chakrabarty et al. 1997, and references therein), when it began a period of spin-down and dimming on a timescale of years. The pulsar exhibited a torque reversal back to spin-up in 2008 (Camero-Arranz et al. 2010), which was accompanied by a large increase in flux (Camero-Arranz et al. 2012), bringing the source back to its pre-1990 brightness. The magnetic field strength is estimated to be  $B \sim (3\text{--}4) \times 10^{12}$  G, based on a cyclotron resonance scattering feature (CRSF) at  $\sim 37$  keV (Orlandini et al. 1998). Chakrabarty et al. (1997) suggested that the pulsar spins at its equilibrium period, where the Keplerian corotation radius,  $6.5 \times 10^8$  cm, is comparable to the magnetospheric radius, thereby limiting the mass accretion rate to  $>2 \times 10^{-10} M_{\odot} \text{ yr}^{-1}$ . The early X-ray spectra of 4U 1626–67 showed an emission line complex around 1 keV, identified as Ne X, along with emission from O VIII around 0.6 keV (Angelini et al. 1995). High-resolution spectroscopy during the spin-down phase with Chandra showed that the hydrogenic Ne X and O VIII features were double-peaked, suggesting an accretion disk origin, and identified emission from the He-like lines of Ne IX and O VII (Schulz et al. 2001; Krauss et al. 2007).

Timing and spectroscopy have given us a wealth of information about this system, but there are open questions regarding the accretion geometry of the pulsar. With the launch of the Imaging X-Ray Polarimetry Explorer (IXPE) on 2021 December 9, X-ray

polarization measurements can now provide geometric constraints useful for characterizing X-ray pulsars (Meszaros et al. 1988). For example, X-ray polarization may enable us to distinguish between fan beam (emission perpendicular to the neutron star magnetic axis) and pencil beam (emission parallel to the magnetic axis) emission patterns (Meszaros & Nagel 1985; Meszaros et al. 1988; Caiazzo & Heyl 2021; Mushtukov et al. 2021; Sokolova-Lapa et al. 2021). In two previous IXPE observations, polarizations were lower than expected, showing that the two models are not clearly distinguished. In Her X-1, there is the possibility that both emission geometries may be operating (Doroshenko et al. 2022). In Cen X-3, complications from atmosphere modeling and surface reflection are suggested (Tsygankov et al. 2022). However, in both cases, the inclination of the pulsar spin axis and the magnetic field obliquity were measurable. In the case of Her X-1, it appears that the spin axis is not aligned to the orbital plane, which may result from free precession of the neutron star. Thus, even when the polarization is low, geometric parameters can be derived with interesting physical implications.

Here we report polarimetric observations of the pulsar in the UCXB 4U 1626–67 obtained with IXPE. In addition to the IXPE observations, 4U 1626–67 was observed by NICER and Chandra in order to provide broadband ( $\sim 0.3\text{--}12$  keV) measurements of the X-ray spectrum and pulse timing. We outline the observations in Section 2, present the results in Section 3, and discuss the results and conclude in Section 4.

## 2. Observation Data

IXPE observations of 4U 1626–67 were taken starting on 2022 March 24 beginning at 01:51 UTC and ending on 2022 March 27 at 05:39 UTC. Nearly simultaneous observations with other X-ray telescopes along with the IXPE observations are summarized in Table 1. Operational constraints limited the ability of NICER and Chandra to observe 4U 1626–67 simultaneously with IXPE. Given that 4U 1626–67 had not been previously observed to exhibit large variability in the X-rays on approximate timescales of days, we did not anticipate this offset in time to introduce any large systematic errors in our joint spectral analysis. Light-curve analysis for each of these observations also shows no evidence for significant variability in 4U 1626–67's emission.



Original content from this work may be used under the terms of the [Creative Commons Attribution 4.0 licence](#). Any further distribution of this work must maintain attribution to the author(s) and the title of the work, journal citation and DOI.

**Table 1**  
Observational Log of the X-Ray Telescope Observations Used in This Work

Mission	ObsID	Energy (keV)	Start Date (YYYY-MM-DD)	End Date (YYYY-MM-DD)	Exposure (ks)
IXPE	01002701	2–8	2022-03-24	2022-03-27	189.5
NICER	5661010 [101–103, 201–205]	0.4–10	2022-03-18	2022-03-31	29.7
Chandra/HETGS	24700	0.7–7.5	2022-01-05	2022-01-06	11.8
Chandra/HETGS	26250	0.7–7.5	2022-01-06	2022-01-06	12.7
Chandra/HETGS	26009	0.7–7.5	2022-04-16	2022-04-16	56.8
Chandra/HETGS	26087	0.7–7.5	2022-04-23	2022-04-24	29.3

**Note.** IXPE comprises three operating detector units (DUs), and their exposure times were 189.5, 189.5, and 189.3 ks.

### 2.1. IXPE

IXPE is a NASA Small Explorer mission launched in partnership with the Italian Space Agency (ASI). IXPE includes three identical X-ray telescopes, each comprising an X-ray mirror assembly and a polarization-sensitive pixelated detector, to provide imaging polarimetry over a nominal 2–8 keV band. We refer interested readers to Weisskopf et al. (2022) for a complete description of the hardware deployed on IXPE and its performance, only summarizing the most relevant details of the instrument here.

IXPE data were processed using a pipeline that estimates the photoelectron emission direction (and hence the polarization), location, and energy of each event after applying corrections for charging effects, detector temperature, and gas electron multiplier gain nonuniformity. Spurious modulation was removed on an event-by-event basis (Rankin et al. 2022). The output of this pipeline processing is an event file for each of the three IXPE DUs that contains, in addition to the typical information of spatially resolved X-ray astronomy, event-specific angles useful for determining the linear polarization of the radiation.

Analysis of the processed IXPE event lists was carried out with several independent analysis tools, most notably *ixpeobssim*, which is a software suite designed specifically to operate with both simulated and real IXPE data, and Baldini et al. (2022) describe these algorithms in detail. In particular, we made use of the canned routines to do data filtering (*xpselect*), generate polarization cubes (*xpbin* with the *PCUBE* algorithm), and extract polarization parameters (*xpbinview*). In this work, we make use of version 25.6.3 of *ixpeobssim*. The software suite *ixpeobssim* is now publicly available on GitHub.<sup>48</sup> Before processing the event files, we corrected for position offsets and energy calibration offsets as recommended by the IXPE team using the standard *ftools* (as outlined in the README file associated with the data).

For 4U 1626–67, the core region was filtered from the rest of the event list using a 60'' aperture around the centroid of the X-ray data. The background region was derived from an annulus region with an inner radius of 120'' and an outer radius of 240''. Information on the polarization in the core of 4U 1626–67 was obtained by running the *xpbin* tool on the selected event list with the *pcube* algorithm. The resulting data structure, hereafter the polarization cube, measures the polarization degree and angle with their uncertainties along with the minimum detectable polarization at the 99% level of significance of the region in a given energy band. The polarization properties and their uncertainties were calculated using either a weighting approach (Kislat et al. 2015; Di Marco et al. 2022) or an unbinned maximum likelihood method (Marshall 2021).

The spectropolarimetric spectra were generated using the PHA1, PHA1Q, and PHA1U binning algorithms of *xpbin*. We used the weighted version of the v10 instrument response functions (Di Marco et al. 2022).

### 2.2. NICER

NICER is an external payload on board the International Space Station (ISS). It has 56 coaligned X-ray concentrator optics and 56 focal plane modules (FPMs) containing silicon drift detectors (of which 52 are usually active). NICER has fast-timing capabilities in the 0.2–12 keV band, with a timing accuracy of time-tagged photons to better than 100 ns (Gendreau et al. 2012; den Herder et al. 2016a, 2016b).

NICER observed 4U 1626–67 for a total of 29.7 ks of filtered exposure across two intervals, over 2022 March 18 to 2022 March 20 (ObsIDs 5661010101 to 5661010103) and 2022 March 27 to 2022 March 31 (ObsIDs 5661010201 to 5661010205). The NICER observations were segmented due to visibility constraints, which happened to overlap directly with the IXPE observations. The data from ObsID 5661010103 are unusable, due to visibility constraints that are likely a result of glint off the solar panels on the ISS (K. Gendreau 2022, private communication). The observations were processed using version 9 of the NICER Data Analysis Software (NICERDAS) in HEASOFT 6.30.1. The following filtering criteria were imposed in the construction of good time intervals: undershoot (dark current) count rate per FPM  $\text{underonly\_range} < 500 \text{ cs}^{-1}$ ; overshoot (charged particle saturation) count rate per FPM  $\text{overonly\_range} < 1.5 \text{ cs}^{-1}$  and  $1.52 \times 1.5 \times \text{COR\_SAX}^{-0.633} \text{ cs}^{-1}$ ;  $\geq 38$  operational FPMs; pointing offset of  $< 0^\circ.015$  from the nominal source position; and  $\geq 20^\circ$  for the source–Earth limb angle ( $\geq 30^\circ$  for the bright Earth angle).

Response files were generated for each ObsID using *nicerarmf* and *nicerarf* available as part of NICERDAS. Background spectra were generated with the *nibackgen3C50* tool (Remillard et al. 2022). Spectral analysis was carried out with XSPEC version 12.12.1, and the spectra were rebinned to have at least 25 counts per bin, and grouped according to the optimal binning scheme (Kaastra & Bleeker 2016).

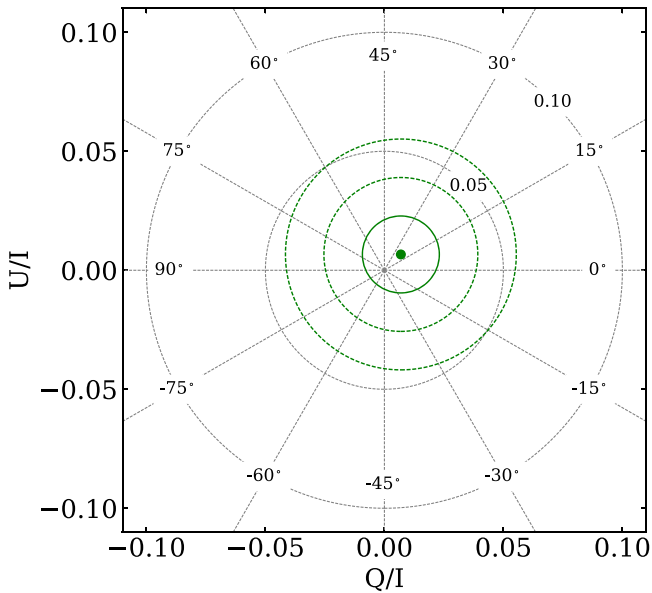
The events were corrected for the solar system barycenter in the International Celestial Reference System reference frame, using the source coordinates R.A. = 248 $^\circ$ .07 and decl. = –67 $^\circ$ .46092 (Lin et al. 2012), with *FTOOLS* *barycorr* with the JPL DE421 solar system ephemeris (Folkner et al. 2009).

### 2.3. Chandra HETGS

Chandra observed 4U 1626–67 multiple times in 2022 January and April for a total of 24 ks (ObsIDs 24700 and

<sup>48</sup> <https://github.com/lucabaldini/ixpeobssim>





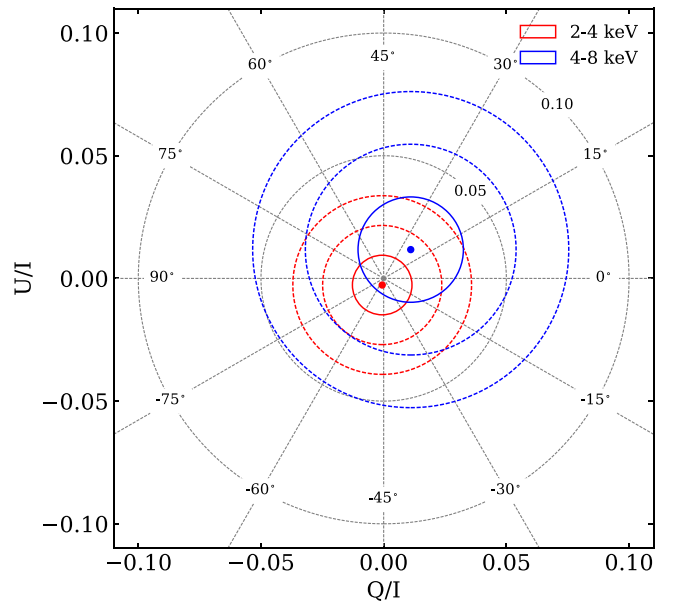
**Figure 1.** Pulse-phase-averaged normalized Stokes parameters  $U/I$  and  $Q/I$  over 2.0–8.0 keV energy range. The  $1\sigma$ ,  $2\sigma$ , and  $3\sigma$  contours are plotted as concentric circles around the best estimate. Light dotted circles are the loci of constant polarization fractions for levels of 5% and 10%, while radial lines are labeled for specific EVPAs relative to north. These results indicate that the phase-averaged polarization fraction is consistent with zero.

26250) and 86 ks (ObsIDs 26009 and 26086), respectively. All the observations were taken with the High Energy Transmission Grating Spectrometer (HETGS) in the timed exposure mode (Canizares et al. 2005). We extracted the high-energy grating (HEG) and medium-energy grating (MEG) spectra using the CIAO X-ray data analysis package (Fruscione et al. 2006), along with the most recent calibration (CALDB) products, and we reduced them following the processing procedures from the Chandra Gratings Catalog and Archive (TGCat; Huenemoerder et al. 2011). X-ray spectral analysis was performed using the SPEX fitting package (Kaastra et al. 2020) v3.06.01. The spectral shape of the continuum did not vary among the different observations and we combined the spectra using the `combine_grating_spectra` tool. We fit the stacked spectrum considering the 1.7–10 Å wavelength band for the HEG and the 2–17 Å wavelength band for the MEG. The data were binned using the optimized binning, `obin`, in SPEX (Kaastra & Bleeker 2016).

### 3. Results

#### 3.1. Pulse-phase-averaged Polarization

In calculating the polarization quantities, we first followed the formalism given in Kislat et al. (2015) and Baldini et al. (2022). Figure 1 shows the confidence contours for the normalized Stokes parameters,  $q \equiv Q/I$  and  $u \equiv U/I$ , for the full 2–8 keV bandpass. Note that the  $1\sigma$  contour includes the origin, indicating that the broadband polarization is consistent with zero within  $1\sigma$ . The 95% limit to the polarization fraction (the  $2\sigma$  contour in Figure 1) ranges from 2% to 4% because it depends on the true but unknown electric vector position angle (EVPA). We also used an unbinned maximum likelihood method (Marshall 2021); the best-fit values were slightly different, with  $q, u = (0.01, -0.01)$ , but the  $1\sigma$  error region also included the origin and the  $2\sigma$  confidence region for the



**Figure 2.** Same as Figure 1 but for the 2.0–4.0 keV (red) and 4.0–8.0 keV (blue) bands separately.

**Table 2**  
Polarization Estimates and Upper Limits in Two Energy Bands

Energy Band (keV)	Polarization Degree (%)		
	Best Estimate	$1\sigma$	$3\sigma$
2.0–4.0	0.3	<2.1	<4.5
4.0–8.0	1.6	<4.9	<9.0

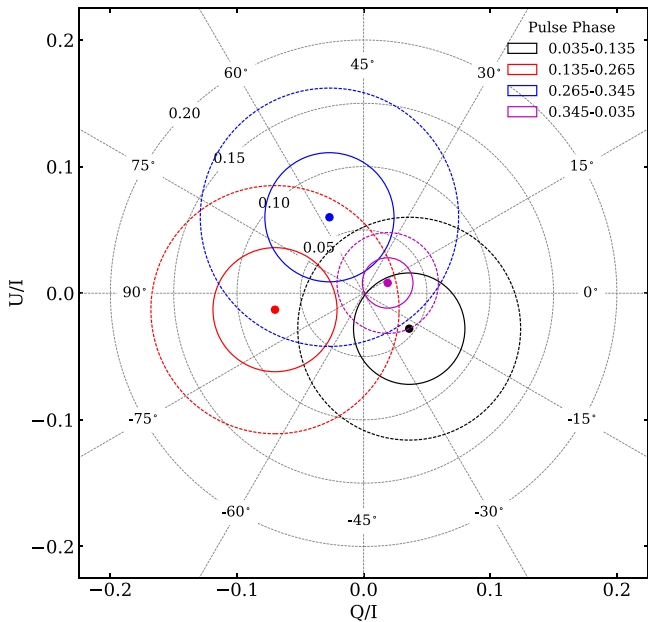
polarization fraction reached up to 3.7%. As in Ehlert et al. (2022), an accounting for unpolarized background was included in the likelihood.

The data were split into two energy bands, 2–4 and 4–8 keV, to test whether the measured polarization degree is a function of energy (see Figure 3). Again, as shown in Figure 2, the  $1\sigma$  contours are consistent with zero polarization. The  $1\sigma$  and  $3\sigma$  upper limits to the polarization fraction are given in Table 2.

#### 3.2. Timing

In order to perform pulse-phase-resolved polarization analysis of 4U 1626–67, we generated a timing model using the NICER data, which bracketed the IXPE observation span (see Table 1). A simple Fourier power spectrum analysis of the NICER data showed pulsations at a period of  $\sim 7.668$  s. With this initial estimate, we generated 64 pulse times of arrival (TOAs) using the `photon_toa.py` script in the NICERsoft<sup>49</sup> data analysis repository. They were constructed by using a Gaussian pulse template and imposing an integration time of 300 s (with a minimum exposure time of 200 s). The final timing parameters were then obtained through a weighted least-squares fit in the PINT pulsar data analysis package, by computing model corrections for the residuals between the initial TOAs and the pulse phase model involving the first frequency derivative. The derived pulse phase ephemeris with the NICER data is shown in Table 3. With the final timing model derived from the NICER data, we computed the pulse

<sup>49</sup> <https://github.com/paulray/NICERsoft>



**Figure 3.** Normalized Stokes parameters  $U/I$  and  $Q/I$  as a function of pulse phase over 2.0–8.0 keV energy range (tabulated data in Table 4). The  $1\sigma$  and  $2\sigma$  contours are plotted as concentric circles around the best estimate. Light dotted circles are the loci of constant polarization fractions for levels in multiples of 5%, while radial lines are labeled for specific EVPAs relative to north.

phases for IXPE event times in the solar system barycenter reference frame. The folded 2.0–8.0 keV pulse profile is shown in Figure 4.

The UCXB 4U 1626–67 exhibits strong energy dependence in the pulse profile over the 0.3–12 keV band, which is consistent with previous observations of the source by other missions (Beri et al. 2014, 2015). However, for this work, we concentrate our analysis on the 2–8 keV band, over which the pulse profile does not exhibit significant changes. Detailed timing analysis of the NICER data is beyond the scope of this paper.

### 3.3. Pulse-phase-resolved Polarization

For pulse-phase-resolved polarization analysis, pulse phase intervals were identified using the NICER pulse profile (Figure 4) due to its high signal/noise. Intervals 0.035–0.135 and 0.265–0.345 correspond to profile peaks that bracket a minimum in the phase range 0.135–0.265; the fourth interval spans the relatively flat pulse profile over the phase range 0.345–0.035 (modulo 1). Physically, these intervals may have different origins that may relate to their polarizations.

The  $q$  and  $u$  values are given in Table 4 and shown in Figure 5 for the four pulse phase intervals and in two energy bands, 2.0–4.0 keV and 4.0–8.0 keV. Full-band values are also given in Table 4. For the two bands, 10 of 16 (independent)  $q$  and  $u$  measurements contain zero within their  $1\sigma$  error regions, which is consistent with random, unpolarized data. Thus, we do not find any significant pulse phase dependence in any energy band.

### 3.4. Spectropolarimetric Fitting

#### 3.4.1. Broadband Spectrum, Phase-averaged

The HETGS continuum spectra of 4U 1626–67 are well fit using `specx` by a two-component model consisting of a power law

**Table 3**  
Spin Ephemeris of 4U 1626–67 from NICER

Parameter	Value
Spin Frequency, $\nu_0$ (Hz)	0.1304042949(7)
Spin Frequency Derivative, $\dot{\nu}$ ( $\text{Hz s}^{-1}$ )	$2.33(7) \times 10^{-13}$
Reference Phase Epoch, $t_0$ (TDB)	MJD 59,662.72595304
Terrestrial Time Standard (CLK)	TT (BIPM2019)
Solar System Ephemeris	JPL DE421
Reference Epoch, TZRMJD (MJD)	59,656.0

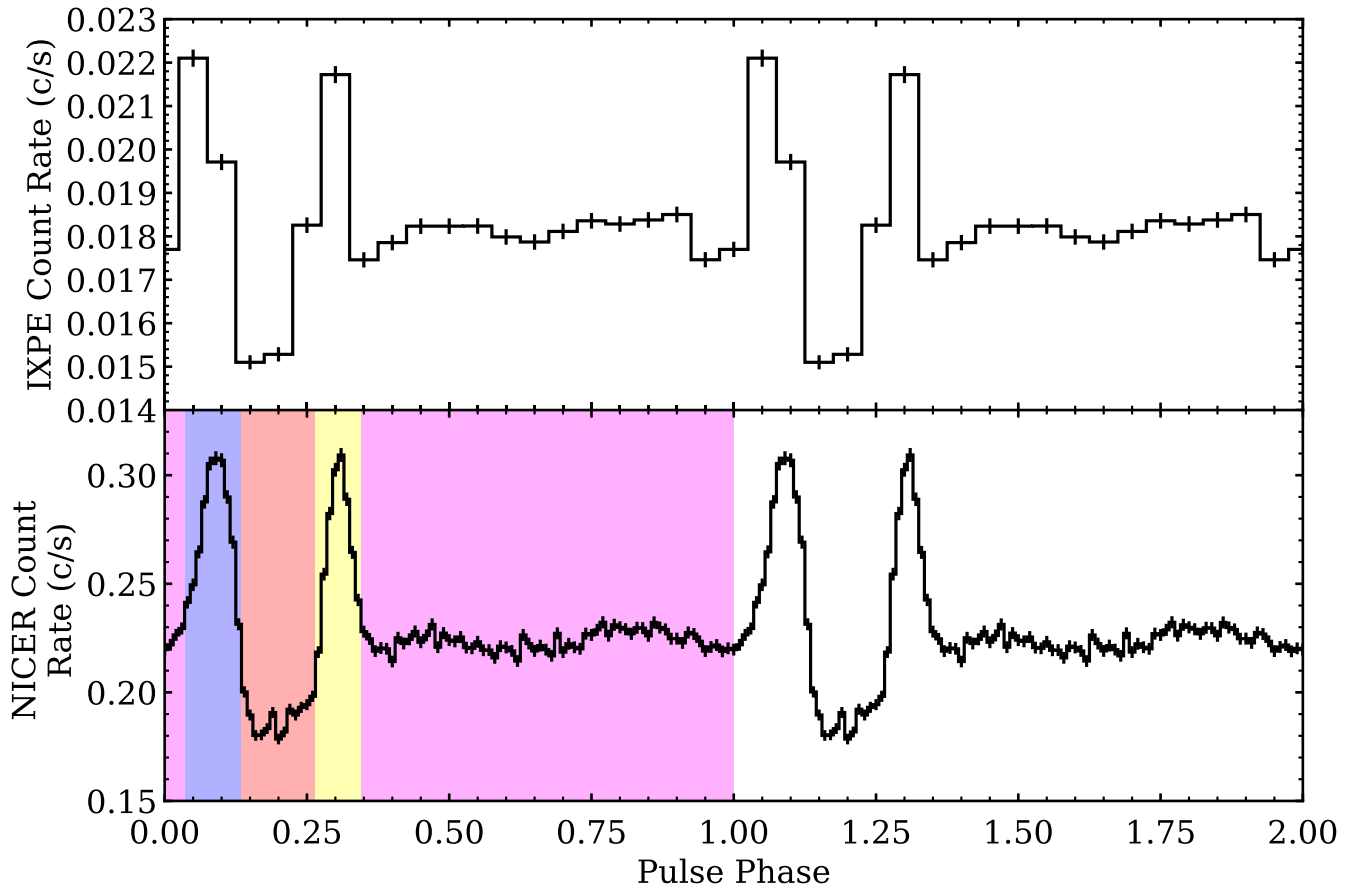
with a photon index of  $\Gamma = 1.16 \pm 0.02$  and a blackbody with a temperature of  $kT = 0.40 \pm 0.01$  keV. Both components are subject to absorption by a neutral interstellar medium, which we modeled using the `hot` component with a temperature fixed to 0.008 eV ( $\sim 100$  K) in order to mimic the cold gas.

The spectrum of 4U 1626–67 shows lines of H-like Ly $\alpha$  Ne X and He-like Ne IX. High-resolution X-ray spectroscopic studies have resolved the broad Ne X feature into a double-peak line, modeled as a collisionally ionized plasma located close to the inner edge of the magnetically truncated accretion (Schulz et al. 2019; Hemphill et al. 2021). For the purposes of this paper, we used red- and blueshifted `cie` (collisionally ionized plasma) components (Kaastra et al. 1996) to model the Keplerian line profile. We tied the plasma temperatures of the two components and we let the Doppler shifts, turbulent velocities, and normalizations differ.

The HETGS spectrum and best-fit model are shown in Figure 6. We list the parameter values in Table 5 with the observed fluxes in the 0.5–2 and 2–10 keV energy bands. The temperature of the collisionally ionized plasma,  $T \simeq 8 \times 10^6$  K, together with its turbulence and shift velocities is consistent with previous Chandra observations (Schulz et al. 2019; Hemphill et al. 2021). We did not detect any significant secondary lower-temperature component. The O VII triplet ( $\lambda \sim 21.6\text{--}22.1$  Å), which was used to constrain the cooler plasma, is outside the present HETGS energy band. During the fit, we fixed the line-of-sight hydrogen column density to be consistent with the spectral analysis of the NICER and IXPE data (see Section 3.4.2). Analysis of the possible pulse phase dependence of the emission lines is beyond the scope of this paper.

The NICER pulse-phase-averaged spectrum over 0.4–10.0 keV is generally well described with an absorbed power law and blackbody, along with two Gaussians that represent the emission lines as found in the HETGS spectra. The pulse-phase-averaged values for the power-law index ( $\Gamma = 1.06$ ) and blackbody temperature ( $kT = 0.37$  keV) are within the range of known values for the source from past Einstein, ASCA, Suzaku, and RXTE observations (Angelini et al. 1995; Camero-Arranz et al. 2012). The broad emission lines around 0.6 and 1.0 keV likely correspond to a complex of oxygen lines and neon lines, respectively (Beri et al. 2015), as observed by XMM-Newton. Detailed comparisons of the spectral parameters relative to past behavior of the source are outside the direct scope of this work and will be reported in a future publication. Each of the two continuum components had a constant-polarization model applied to it. We simultaneously fit the seven NICER spectra from each of the ObsIDs,<sup>50</sup> and then introduced the nine IXPE spectra ( $I$ ,  $Q$ , and  $U$  spectra for each of the three detectors). We fixed all of

<sup>50</sup> We note that for the spectrum corresponding to NICER ObsID 5661010203, the spectral fit was performed over 0.4–9.0 keV.



**Figure 4.** Top: Folded 2.0–8.0 keV pulse profile for 4U 1626–67 with the combined IXPE events from all three detectors. Bottom: Folded 2.0–8.0 keV pulse profile for 4U 1626–67 using NICER data. The two peaks correspond to pulse phase values of 0.0907 and 0.3076 (derived from fitting a parabola around the peaks). The different colors represent the pulse phase intervals used in the analysis of Section 3.3: (a) 0.345–0.035 (modulo 1; pink), (b) 0.035–0.135 (blue), (c) 0.135–0.265 (red), and 0.265–0.345 (yellow). The phase boundaries are based on the structure of the NICER pulse profile. The pulse profiles are phase-aligned and two rotation cycles are plotted for clarity.

**Table 4**  
Normalized Stokes Parameters in Energy–Phase Intervals<sup>a</sup>

Energy (keV)		Pulse Phase			
		0.035–0.135	0.135–0.265	0.265–0.345	0.345–0.035
2.0–4.0	<i>q</i>	$-0.0016 \pm 0.0357$	$-0.0037 \pm 0.0365$	$-0.034 \pm 0.040$	$0.0044 \pm 0.0147$
	<i>u</i>	$0.0041 \pm 0.0357$	$-0.016 \pm 0.037$	$0.043 \pm 0.040$	$-0.0077 \pm 0.0147$
4.0–8.0	<i>q</i>	$0.054 \pm 0.057$	$-0.11 \pm 0.07$	$-0.024 \pm 0.065$	$0.028 \pm 0.027$
	<i>u</i>	$-0.043 \pm 0.057$	$-0.012 \pm 0.067$	$0.068 \pm 0.065$	$0.017 \pm 0.027$
2.0–8.0	<i>q</i>	$0.036 \pm 0.044$	$-0.070 \pm 0.049$	$-0.027 \pm 0.051$	$0.019 \pm 0.020$
	<i>u</i>	$-0.028 \pm 0.044$	$-0.013 \pm 0.049$	$0.060 \pm 0.051$	$0.0081 \pm 0.0199$

**Note.**

<sup>a</sup> The uncertainties are  $1\sigma$  confidence limits for one degree of freedom.

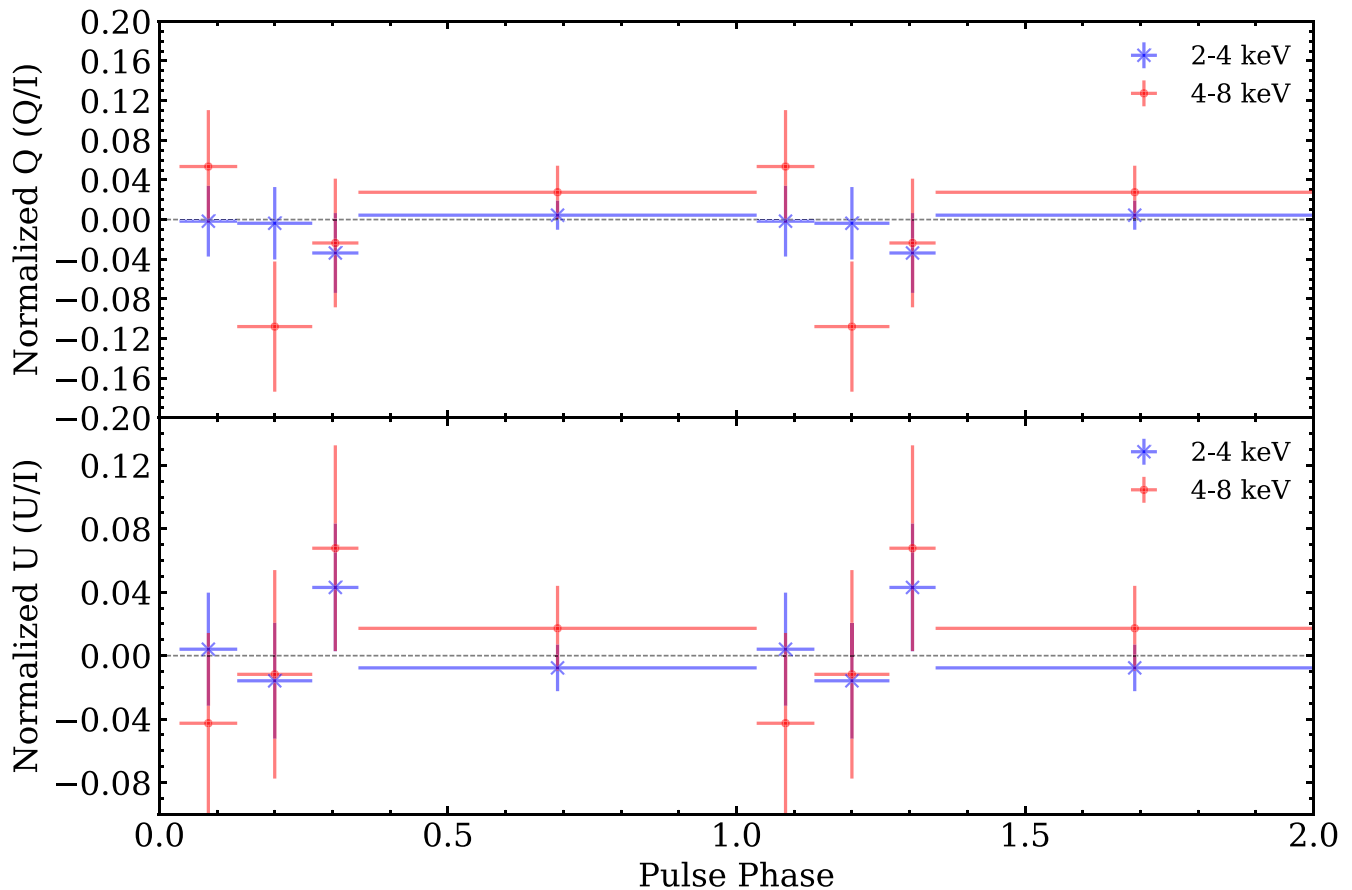
the spectral parameters except for the polarization degree and angle for each of the two continua, which were tied across all spectra. We also multiplied the model by a constant in order to account for cross-calibration uncertainties between the NICER and IXPE detectors, where we fixed a value of 1 for the first NICER observation. In XSPEC parlance, the spectral model is `tbabs (powerlaw*polconst+bbbodyrad*polconst +Gauss+Gauss)*const.`<sup>51</sup>

The results of the spectropolarimetric fit are given in Table 6, where uncertainties are given to 90% confidence limits. The power-law index, blackbody temperature, and Gaussian centroid energies generally agree with those of previous studies of 4U 1626–67. We find that the polarization degree of either of the two continuum components is formally consistent with zero at  $1\sigma$ .

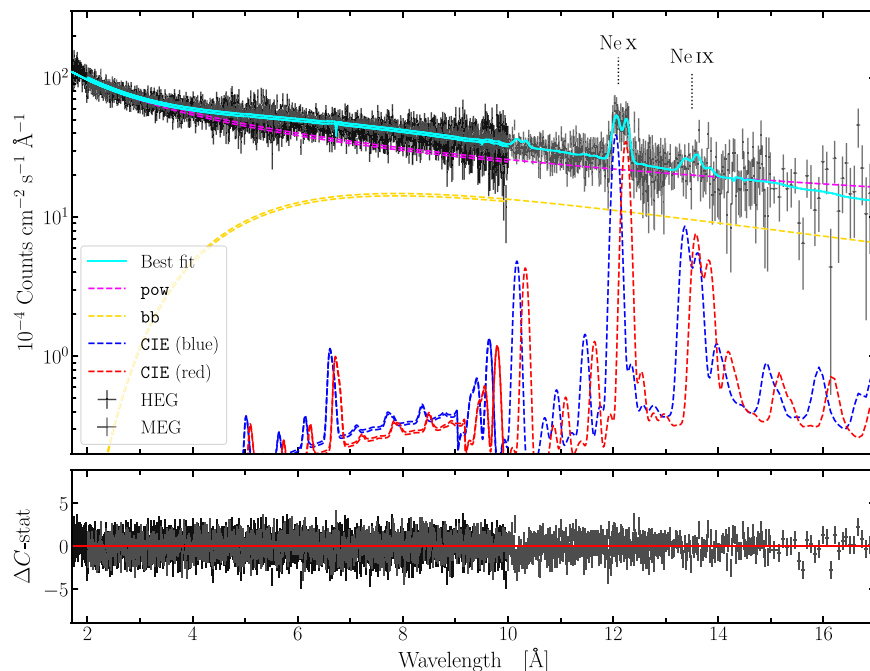
3.4.2. Pulse-phase-resolved Fits

We also conducted pulse-phase-resolved spectropolarimetric fits with the same pulse phase intervals that were defined in

<sup>51</sup> We applied a 2% systematic error for the spectral fitting.



**Figure 5.** Normalized  $Q$  ( $Q/I$ ; top) and normalized  $U$  ( $U/I$ ; bottom) as a function of pulse phase in the 2–4 keV (blue) and 4–8 keV (red) energy bands. Two rotation cycles are plotted for clarity. The error bars denote  $1\sigma$  uncertainties for one degree of freedom. There is no clear detection of polarized emission in either energy band for any phase interval.



**Figure 6.** HETGS spectrum of 4U 1626–67. In the top panel, the best-fit model of the HEG (black) and MEG (gray) spectra is represented with a cyan solid line. The different unabsorbed continuum components, the power law and blackbody, are overplotted with dashed lines (magenta and yellow, respectively). We also show the red- and blueshifted collisional ionization models used to characterize the strong Ne IX and Ne X lines. In the bottom panel we show the residuals of the best fit.



**Table 5**  
Best-fit Parameter Values of the Broadband HETGS Spectra

Model	Parameter	Fit Value	Units
hot	$N_{\text{H}}$	0.14	$10^{22} \text{ cm}^{-2}$
	$kT_{\text{ISM}}$	0.008	eV
pow	$\Gamma$	$1.15 \pm 0.2$	...
	$N_{\text{PL}}$	$0.38 \pm 0.01$	$10^{44} \text{ photons s}^{-1} \text{ keV}^{-1}$
bb	$kT_{\text{BB}}$	$0.406 \pm 0.005$	keV
	$N_{\text{BB}}$	$2.1 \pm 0.1$	$10^{12} \text{ cm}^{-2}$
cie	$kT_{\text{CIE}}$	$0.69 \pm 0.08$	keV
	$v_{\text{rms, red}}$	$1500_{-600}^{+400}$	$\text{km s}^{-1}$
	$v_{\text{redshift}}$	$2700_{-600}^{+300}$	$\text{km s}^{-1}$
	$N_{\text{red}}$	$1.0 \pm 0.6$	$10^{68} \text{ cm}^{-3}$
	$v_{\text{rms, blue}}$	$1600 \pm 300$	$\text{km s}^{-1}$
	$v_{\text{blueshift}}$	$2100 \pm 200$	$\text{km s}^{-1}$
	$N_{\text{blue}}$	$1.1 \pm 0.6$	$10^{68} \text{ cm}^{-3}$
Flux	$F_{0.5-2 \text{ keV}}$	$2.6 \pm 0.1$	$10^{-10} \text{ erg s}^{-1} \text{ cm}^{-2}$
	$F_{2-10 \text{ keV}}$	$0.69 \pm 0.05$	$10^{-10} \text{ erg s}^{-1} \text{ cm}^{-2}$
C-stat/dof		2930/2853	

Section 3.3. The spectral fitting process was conducted in the same way as that of the pulse-phase-averaged case. The polarization degree and angle were allowed to vary with phase, though they were tied across data sets. The results from the pulse-phase-resolved spectropolarimetric analysis are presented in Table 7, with 90% confidence intervals reported for the uncertainties.

Consistent with previous work, we find that the parameters of the spectral model vary with pulse phase. As with the discussion on the pulse-phase-averaged spectrum, we leave detailed discussion of any variation in the spectral parameters to future work. More important for the purposes of this paper are the polarization parameters. The polarization degree of the blackbody component is formally consistent with zero for all four pulse phase intervals; in such cases, the error range on the EVPA is indeterminate. By contrast, the 90% confidence bands for the polarization degree of the power-law component are not consistent with zero in two out of four intervals. To examine the significance of these polarization measurements further, we computed the probability that the polarization degree is zero,  $P(>\Delta\chi^2)$ , for each interval. We find that  $P(>\Delta\chi^2) \lesssim 0.38$  for each interval and is below 0.1 for two intervals. The probability that randomly polarized data would give probabilities at 0.38 or less for all four observations is less than 2%. Other tests of the set of probabilities against the expectations of a uniform distribution, such as the Kolmogorov–Smirnov and Anderson–Darling tests, yielded similar results. This collection of four probabilities is equivalent to slightly better than a  $2\sigma$  result; while it is a statistically unlikely event, it must be considered to be marginal evidence. Nevertheless, the result does indicate that there may be a small average polarization that is not detectable when pulse-phase-averaged due to EVPA swings, which are indicated in Table 7. An additional analysis in which  $\text{PD}_{\text{PL}}$  was tied across phase bins gave a polarization fraction of  $4.8\% \pm 2.3\%$  (90% confidence interval).

### 3.5. Rotating-vector Model Fits

It is natural to expect the orientation of the polarization to change with the phase of the pulsar; therefore, we can impose a

**Table 6**  
Spectropolarimetric Parameters from Joint IXPE/NICER Fits<sup>a</sup>

Parameter	Value
$\Gamma$	$1.064_{-0.016}^{+0.011}$
$N_{\text{PL}}$ ( $10^{-2} \text{ photons keV}^{-1} \text{ cm}^{-2} \text{ s}^{-1}$ )	$1.98_{-0.05}^{+0.04}$
$kT$ (keV)	$0.367_{-0.004}^{+0.005}$
$N_{\text{BB}}^{\text{b}}$	$243_{-11}^{+10}$
$E_1$ (keV)	$0.636_{-0.006}^{+0.005}$
$\sigma_1$ (keV)	$0.064_{-0.011}^{+0.018}$
$N_{E_1}$ ( $10^{-3} \text{ photons cm}^{-2} \text{ s}^{-1}$ )	$2.2_{-0.3}^{+0.6}$
$E_2$ (keV)	$1.005_{-0.004}^{+0.004}$
$\sigma_2$ (keV)	$0.032_{-0.007}^{+0.007}$
$N_{E_2}$ ( $10^{-3} \text{ photons cm}^{-2} \text{ s}^{-1}$ )	$1.33_{-0.11}^{+0.15}$
$f_1^{\text{c}}$	1
$f_2$	$1.050_{-0.007}^{+0.007}$
$f_3$	$1.106_{-0.007}^{+0.007}$
$f_4$	$1.075_{-0.006}^{+0.006}$
$f_5$	$1.143_{-0.009}^{+0.009}$
$f_6$	$1.042_{-0.007}^{+0.007}$
$f_7$	$1.169_{-0.007}^{+0.007}$
$f_{\text{DU1}}$	$0.993_{-0.008}^{+0.008}$
$f_{\text{DU2}}$	$1.013_{-0.008}^{+0.008}$
$f_{\text{DU3}}$	$0.854_{-0.007}^{+0.007}$
$F_{2-10}$ ( $10^{-10} \text{ erg s}^{-1} \text{ cm}^{-2}$ ) <sup>d</sup>	$2.36_{-0.03}^{+0.03}$
$\text{PD}_{\text{PL}}$	$0.023_{-0.023}^{+0.024}$
$\text{PA}_{\text{PL}}$ (deg)	... <sup>e</sup>
$\text{PD}_{\text{BB}}$	$0.18_{-0.18}^{+0.18}$
$\text{PA}_{\text{BB}}$ (deg)	... <sup>e</sup>
$\chi^2$ (dof)	2809.75 (2303)

#### Notes.

<sup>a</sup> The uncertainties quoted are given with 90% confidence limits. The column density is fixed at  $1.4 \times 10^{21} \text{ cm}^{-2}$ .

<sup>b</sup> In units of  $R_{\text{km}}^2/D_{10}^2$ , with  $R_{\text{km}}$  being the radius of the emitting region, and  $D_{10}$  being the distance to 4U 1626–67 in units of 10 kpc.

<sup>c</sup> The multiplicative constant parameterizes the cross-calibration uncertainties between the different NICER observations as well as those between the IXPE DUs. See text for details.

<sup>d</sup> 2–10 keV absorbed flux corresponding to the spectrum from the first NICER observation.

<sup>e</sup> When the polarization degree is consistent with zero at 90% confidence, the polarization angle range is unconstrained.

model on the expected evolution of the polarization with phase to understand the pulsar further. Although the magnetic field near the star and near the accretion disk is probably complicated, in between it is expected to be approximately dipolar. The polarized radiation propagates through the magnetosphere in the normal modes perpendicular and parallel to the local magnetic field until reaching the polarization-limiting radius, which is much larger than the star and much smaller than the inner edge of the accretion disk (e.g., Heyl & Caiazzo 2018). In this situation, the rotating-vector model (RVM) of Radhakrishnan & Cooke (1969) holds to a good approximation. In the RVM, the position angle (measured from north to east) is given by (Poutanen 2020; Doroshenko et al. 2022)

$$\tan(\text{PA} - \chi) = \frac{\sin \theta \sin(\phi - \phi_0)}{\cos i \sin \theta \cos(\phi - \phi_0) - \sin i \cos \theta}, \quad (1)$$

where  $\chi$  is the position angle of the pulsar spin,  $i$  is the pulsar inclination (i.e., the angle between the pulsar spin vector and

**Table 7**  
Phase-dependent Spectropolarimetric Fit Results<sup>a</sup>

Parameter	Pulse Phase			
	0.035–0.135	0.135–0.265	0.265–0.345	0.345–0.035
$\Gamma$	$0.954^{+0.018}_{-0.018}$	$1.19^{+0.02}_{-0.02}$	$0.969^{+0.019}_{-0.019}$	$1.00^{+0.05}_{-0.02}$
$N_{\text{PL}}$	$2.29^{+0.06}_{-0.06}$	$1.93^{+0.06}_{-0.07}$	$2.25^{+0.06}_{-0.06}$	$1.73^{+0.16}_{-0.07}$
$kT$ (keV)	$0.325^{+0.009}_{-0.008}$	$0.377^{+0.009}_{-0.009}$	$0.317^{+0.007}_{-0.006}$	$0.380^{+0.005}_{-0.012}$
$N_{\text{BB}}$	$223^{+26}_{-26}$	$146^{+16}_{-15}$	$301^{+31}_{-31}$	$262^{+18}_{-9}$
$E_1$ (keV)	$0.646^{+0.008}_{-0.008}$	$0.649^{+0.007}_{-0.007}$	$0.652^{+0.008}_{-0.008}$	$0.603^{+0.028}_{-0.013}$
$\sigma_1$ (keV)	$0.057^{+0.013}_{-0.012}$	$0.074^{+0.012}_{-0.011}$	$0.033^{+0.013}_{-0.014}$	$0.116^{+0.018}_{-0.050}$
$N_{E_1}$	$2.1^{+0.4}_{-0.4}$	$3.5^{+0.6}_{-0.5}$	$1.5^{+0.3}_{-0.3}$	$3.9^{+0.9}_{-1.9}$
$E_2$ (keV)	$1.011^{+0.005}_{-0.005}$	$0.989^{+0.006}_{-0.006}$	$1.004^{+0.007}_{-0.008}$	$1.004^{+0.004}_{-0.003}$
$\sigma_2$ (keV)	$0.033^{+0.009}_{-0.010}$	$0.067^{+0.008}_{-0.008}$	$0.043^{+0.013}_{-0.013}$	$0.034^{+0.006}_{-0.012}$
$N_{E_2}$	$1.32^{+0.17}_{-0.15}$	$2.3^{+0.2}_{-0.2}$	$1.5^{+0.2}_{-0.2}$	$1.43^{+0.12}_{-0.26}$
$f_1^b$	...	...	...	1
$f_2$	...	...	...	$1.053^{+0.005}_{-0.005}$
$f_3$	...	...	...	$1.104^{+0.006}_{-0.006}$
$f_4$	...	...	...	$1.075^{+0.005}_{-0.005}$
$f_5$	...	...	...	$1.139^{+0.008}_{-0.008}$
$f_6$	...	...	...	$1.065^{+0.006}_{-0.006}$
$f_7$	...	...	...	$1.167^{+0.006}_{-0.006}$
$f_{\text{DU1}}$	...	...	...	$0.977^{+0.008}_{-0.008}$
$f_{\text{DU2}}$	...	...	...	$0.992^{+0.008}_{-0.008}$
$f_{\text{DU3}}$	...	...	...	$0.843^{+0.007}_{-0.007}$
$F_{2-10}$	$3.19^{+0.03}_{-0.03}$	$1.86^{+0.018}_{-0.019}$	$3.06^{+0.03}_{-0.04}$	$2.316^{+0.016}_{-0.015}$
$\text{PD}_{\text{PL}}$	$0.046^{+0.048}_{-0.046}$	$0.10^{+0.06}_{-0.07}$	$0.10^{+0.06}_{-0.07}$	$0.03^{+0.03}_{-0.03}$
$\text{PA}_{\text{PL}}$ (deg)	$-17^c$	$-19^{+23}_{-23}$	$53^{+22}_{-21}$	$-32^c$
$P(>\Delta\chi^2)^c$	0.377	0.080	0.059	0.265
$\text{PD}_{\text{BB}}^d$	...	...	...	...
$\text{PA}_{\text{BB}}^e$ (deg)	...	...	...	...
$\chi^2$ (dof)	8244.07 (7573)			

#### Notes.

<sup>a</sup> Parameters, units, and notes are the same as those in Table 6.

<sup>b</sup> Cross-normalization constants are tied across the four phase bins.

<sup>c</sup>  $P(>\Delta\chi^2)$  is the probability that  $\text{PD}_{\text{PL}} = 0$  based on  $\Delta\chi^2$  from the best fit with two degrees of freedom.

<sup>d</sup>  $\text{PD}_{\text{BB}}$  is consistent with all values from 0 to 1 at 90% confidence for all pulse phase intervals.

<sup>e</sup> When PD is consistent with zero at 90% confidence, the polarization angle range is unconstrained.

the direction to an observer),  $\theta$  is the magnetic obliquity (i.e., the angle between the magnetic dipole axis and the spin axis),  $\phi_0$  is the phase when the magnetic axis is closest to the observer (the R.A. of the observer), and  $\phi$  is the pulse phase.

We fit the RVM to the measured photoelectron azimuthal angle using an unbinned likelihood method as outlined by González-Caniulef et al. (2022) and Marshall (2021). As the RVM is fit to the individual photon arrivals, it is independent of the previous binned results. Unfortunately, there are too few photons to constrain the geometry of the system strongly, as shown in Figure 7. In the rotating frame, the fits yield a mean polarization degree of  $3.2^{+1.2}_{-1.5}\%$  when marginalized over the geometric parameters. Because the position angle apparently spins around in the sky, it is difficult to constrain the position angle of the spin axis  $\chi$  and the R.A. of the observer  $\phi_0$ ; however, the polarization at a particular phase (50%) is better constrained and points approximately northward. From the posterior distribution of  $(Q/I)_{50}$ , we find that 5.5% of the distribution has  $(Q/I)_{50} < 0$ , so we argue that the polarization of the source is weakly detected at

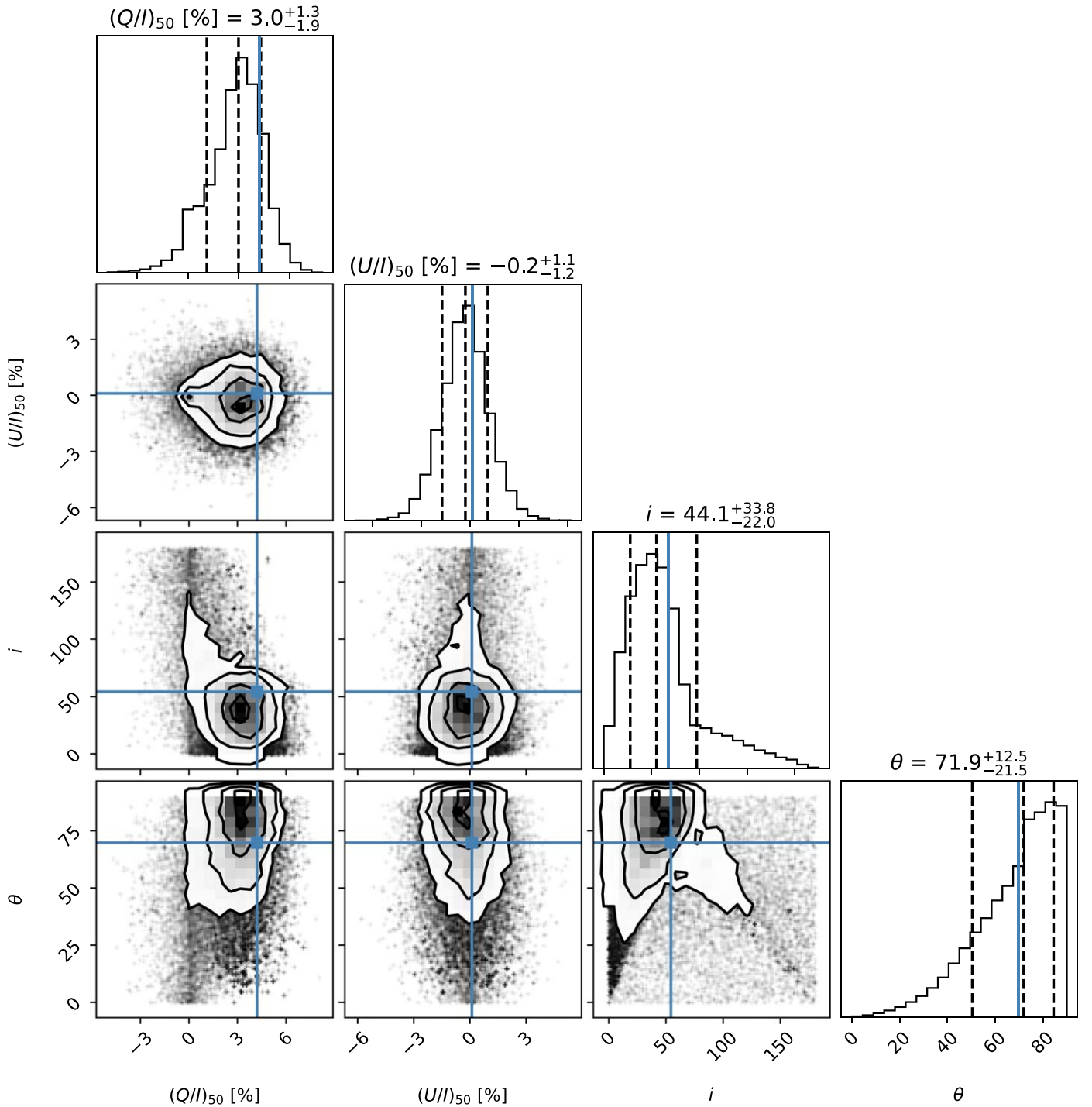
the 94% confidence level (about  $1.9\sigma$ ), consistent with the results from phase-dependent spectropolarimetry (Section 3.4.2).

## 4. Summary and Discussion

We do not find any significant *phase-averaged* polarization of 4U 1626–67. By contrast, the pulse-phased spectropolarimetric modeling provides marginal evidence that the power-law component may be polarized at the  $4.8\% \pm 2.3\%$  level, with an EVPA that changes with the pulse phase. The RVM fits indicate polarization of about 3%, significant at the  $2\sigma$  level, with modest inclination ( $i$  in the range of  $20^\circ$ – $80^\circ$ ) and relatively high magnetic obliquity ( $50^\circ$ – $85^\circ$ ). However, these measurements are highly uncertain; more exposure will be necessary for detailed modeling of the pulse-phase-dependent polarization of 4U 1626–67. For Her X-1 and Cen X-3, the pulse-phased X-ray polarization averaged 7%–10%, much lower than many of the predictions. These two sources yielded sufficient signals to obtain significant polarization detections (Doroshenko et al. 2022; Tsygankov et al. 2022). While 4U 1626–67 is fainter than these two pulsars, the low polarization is consistent with the general finding that X-ray polarizations are lower than expected.

Before the launch of IXPE, we expected that the X-ray emission from magnetized  $\gtrsim 10^{12}$  G neutron stars would be polarized, due to the strong dependence of the two modes on the photon mean free path. In particular, this expectation is due to a large difference between the mean free path of extraordinary (X)-mode photons and that of ordinary (O)-mode photons (Gnedin & Sunyaev 1974; Lodénqual et al. 1974; Pavlov & Zavlin 2000; Potekhin & Chabrier 2003). The effect is most important for energies observable by IXPE, which are below the electron cyclotron energy: 37 keV for 4U 1626–67. Generally, the pencil beam model gives lower polarizations at energies in the middle of the IXPE band than the fan beam does for a wide range of  $i$  and  $\theta$  (Meszaros et al. 1988). Meszaros et al. (1988) showed at least one case ( $E = 3.8$  keV,  $i = 50^\circ$ , and  $\theta = 20^\circ$ ) where the phase-dependent polarization fraction does not appear to exceed 5%, consistent with our results for 4U 1626–67. These geometric parameters are similar to those obtained by Kii et al. (1986), who generated pulse light-curve models over the 0.6–30 keV band that approximately match the observations for  $i = 40^\circ$  and  $\theta = 50^\circ$ . Kii (1987) also found that the polarization can be quite small in the energy band well below the CRSF if the  $\theta$  is below  $30^\circ$ .

For 4U 1626–67, the posterior probability plots from the weighted MCMC analysis in Figure 7 imply a preference for larger values of  $\theta$ . We caution against overinterpretation given the large uncertainties (and low number of source photons), but this indication is intriguing. The higher values of  $\theta$  might indicate that a single-geometry picture is insufficient to characterize the accretion geometry around the pulsar. The IXPE observations of Her X-1 support a two-component model (Doroshenko et al. 2022). In fact, a complex nature of the accretion geometry around accreting pulsars has been suggested for a long time. For example, Kraus et al. (1996) analyzed energy-dependent pulse profiles of Cen X-3 and modeled the pulse profiles by decomposing them into two single-pole pulse profiles, i.e., two emission regions, and suggested that the observed pulse profile can be explained by a combined fan beam and pencil beam geometry. This decomposition is supported by IXPE observations of Cen X-3, another subcritical accretor (Tsygankov et al. 2022). Similarly, Klochkov et al. (2008) looked at pulse-phase-resolved spectroscopy of EXO 2030+375 and showed that the temporal evolution of the pulse profiles is qualitatively consistent with the transition from a fan



**Figure 7.** Weighted Markov Chain Monte Carlo (MCMC) with a prior on  $i$  and  $\theta$  that is uniform in solid angles. The two RVM parameters that represent the position angle ( $\chi$ ) of the spin axis and the R.A. of the observer ( $\phi_0$ ) are not well constrained individually but their sum is, which is represented as the Stokes parameters at a phase of 50%. The blue lines indicate the maximum likelihood without a prior on the geometry. The values and uncertainties are the 16th, 50th, and 84th percentiles of the one-dimensional posterior distributions. The contours contain 39.3%, 67.5%, and 86.5% of the distribution in two dimensions.

beam geometry at the outburst peak to a combination of fan beam and pencil beam geometries toward the tail of the outburst decay.

Modeling of the accretion column in accreting X-ray pulsars by Becker et al. (2012) suggests that the emergence of the accretion geometry is a luminosity-dependent behavior. They defined a critical luminosity  $L_{\text{crit}} = 1.5 \times 10^{37} B_{12}^{16/15} \text{ erg s}^{-1}$ , where  $B_{12}$  is the surface magnetic field strength in units of  $10^{12}$  G. For  $L < L_{\text{crit}}$ , the thermal emission escapes out of the top of the accretion hot spot; for  $L > L_{\text{crit}}$ , a radiation-dominated shock

forms above the surface, which results in radiation escaping through the walls of the accretion column. Under this model, there is an intermediate range of luminosities ( $L_X \lesssim 10^{35-37} \text{ erg s}^{-1}$ ), where the accretion geometry can be described by a hybrid fan beam plus pencil beam geometry (Blum & Kraus 2000; Becker et al. 2012).

The luminosity-dependent behavior of evolving accretion geometry has been suggested in the past for observations of the pulse profiles of the pulsars in Be X-ray binaries EXO 2030+375



(Parmar et al. 1989) and GX 304–1 (Malacaria et al. 2015). For 4U 1626–67, a 37 keV CRSF implies a field strength of  $B \sim (3\text{--}4) \times 10^{12}$  G (Orlandini et al. 1998), which suggests  $L_{\text{crit}} \sim (4.8\text{--}6.6) \times 10^{37}$  erg s<sup>-1</sup>. Assuming a distance of 3.5 kpc (Schulz et al. 2019), the 0.3–100 keV luminosity of the source from the latest observations (see Table 6; extrapolation was done with energies extend in XSPEC) is  $L \approx 3.7 \times 10^{36}$  erg s<sup>-1</sup>, which puts 4U 1626–67 in the intermediate-luminosity range of accreting X-ray pulsars that could have a hybrid accretion geometry (Becker et al. 2012). This UCXB, 4U 1626–67, is known to vary in luminosity over long timescales, and it is surmised that the accretion torque is correlated with the luminosity (Camero-Arranz et al. 2010). The pulsar underwent a torque reversal from a sustained spin-down to a sustained spin-up state sometime in 2008 (Camero-Arranz et al. 2010). Suzaku observations in 2006 and 2010 showed that the source luminosity (0.5–10 keV) had increased from  $3 \times 10^{35}$  to  $7.4 \times 10^{35}$  erg s<sup>-1</sup> (Camero-Arranz et al. 2012), still well within the intermediate-luminosity regime, which suggests a hybrid accretion geometry.

The UCXB 4U 1626–67 is known to have strongly energy-dependent pulse profiles that differ in morphology in the spin-up and spin-down states (Beri et al. 2014). Iwakiri et al. (2019) modeled the energy dependence of the pulse profile by using a relativistic ray-tracing code and found that the complex morphology of the pulse profiles can be explained by a hybrid fan beam and pencil beam pattern, where at lower energies ( $\lesssim 10$  keV), both beam patterns contribute at similar levels to the pulse profile, and at higher energies ( $\gtrsim 10$  keV), the pencil beam pattern dominates the emission. They noted qualitative similarities to the work done by Kii et al. (1986), and drew connections between their fan beam (pencil beam) emission and the O-mode (X-mode) emission in Kii et al. (1986). The pulse-phase-resolved spectropolarimetry with NICER and IXPE data that we show here (see Table 7) suggests a swing in the polarization angle of  $\sim 90^\circ$  across the trough and the second peak of the pulse profile, which would be consistent with a change in the dominance of the O- and X-mode emission (Kii et al. 1986; Iwakiri et al. 2019). Future IXPE observations at a higher-flux state of 4U 1626–67 will provide us with enough statistics to ascertain the accretion geometry at play here.

The observation campaign involving IXPE, NICER, and Chandra shows the value of using complementary instruments to understand the behavior of the source. NICER provided an accurate timing solution as well as anchored the spectral behavior below 2.0 keV, where it has excellent soft response. The Chandra HETGS corroborates the spectral continuum determined by NICER. A robust spectral model founded on data from well-studied instruments provides a solid foundation for a spectropolarimetric characterization of 4U 1626–67. Only with a secure spectral model was it possible to make maximum use of IXPE data, enabling detection of polarized flux.

IXPE is a joint US and Italian mission. The US contribution is supported by the National Aeronautics and Space Administration (NASA) and led and managed by its Marshall Space Flight Center (MSFC), with industry partner Ball Aerospace (contract NNM15AA18C). The Italian contribution is supported by the Italian Space Agency (Agenzia Spaziale Italiana, ASI) through contract ASI-OHBI-2017-12-I.0 and agreements ASI-INAF-2017-12-H0 and ASI-INFN-2017.13-H0, and its Space Science Data Center (SSDC) with agreements ASI-INAF-2022-14-HH.0 and ASI-INFN 2021-43-HH.0, and by Istituto Nazionale di Astrofisica (INAF) and Istituto Nazionale

di Fisica Nucleare (INFN) in Italy. This research used data products provided by the IXPE Team (MSFC, SSDC, INAF, and INFN) and distributed with additional software tools by the High-energy Astrophysics Science Archive Research Center (HEASARC), at NASA Goddard Space Flight Center (GSFC). Funding for this work was provided in part by contract 80MSFC17C0012 from the MSFC to MIT in support of the IXPE project. Support for this work was provided in part by NASA through the Smithsonian Astrophysical Observatory (SAO) contract SV3-73016 to MIT for support of the Chandra X-Ray Center, which is operated by SAO for and on behalf of NASA under contract NAS8-03060. M.N. also acknowledges support from the NASA NICER program under detector team grant 80NSSC19K1287 and guest observer grant 80NSSC22K1350. S.S.T. and J.P. were supported by Russian Science Foundation grant 20-12-00364 and Academy of Finland grants 333112, 349144, 349373, and 349906. We thank K. C. Gendreau and Z. Arzoumanian for their help in arranging coordinated NICER scheduling of the observations.

*Facilities:* Chandra (HETGS), IXPE, NICER.

*Software:* SPEX (Kaastra et al. 2020), ixpeobssim (Baldini et al. 2022), PINT (Luo et al. 2021), Astropy (Astropy Collaboration et al. 2013, 2018), NumPy and SciPy (Virtanen et al. 2020), Matplotlib (Hunter 2007), IPython (Perez & Granger 2007), tqdm (Da Costa-Luis et al. 2022), HEASoft 6.30.1<sup>52</sup> (NASA High Energy Astrophysics Science Archive Research Center (HEASARC), 2014).

## ORCID iDs

Herman L. Marshall  <https://orcid.org/0000-0002-6492-1293>  
 Mason Ng  <https://orcid.org/0000-0002-0940-6563>  
 Daniele Rogantini  <https://orcid.org/0000-0002-5359-9497>  
 Jeremy Heyl  <https://orcid.org/0000-0001-9739-367X>  
 Sergey S. Tsygankov  <https://orcid.org/0000-0002-9679-0793>  
 Juri Poutanen  <https://orcid.org/0000-0002-0983-0049>  
 Enrico Costa  <https://orcid.org/0000-0003-4925-8523>  
 Silvia Zane  <https://orcid.org/0000-0001-5326-880X>  
 Christian Malacaria  <https://orcid.org/0000-0002-0380-0041>  
 Iván Agudo  <https://orcid.org/0000-0002-3777-6182>  
 Lucio A. Antonelli  <https://orcid.org/0000-0002-5037-9034>  
 Matteo Bachetti  <https://orcid.org/0000-0002-4576-9337>  
 Luca Baldini  <https://orcid.org/0000-0002-9785-7726>  
 Wayne H. Baumgartner  <https://orcid.org/0000-0002-5106-0463>  
 Ronaldo Bellazzini  <https://orcid.org/0000-0002-2469-7063>  
 Stefano Bianchi  <https://orcid.org/0000-0002-4622-4240>  
 Stephen D. Bongiorno  <https://orcid.org/0000-0002-0901-2097>  
 Raffaella Bonino  <https://orcid.org/0000-0002-4264-1215>  
 Alessandro Brez  <https://orcid.org/0000-0002-9460-1821>  
 Niccolò Bucciantini  <https://orcid.org/0000-0002-8848-1392>  
 Fiamma Capitanio  <https://orcid.org/0000-0002-6384-3027>  
 Simone Castellano  <https://orcid.org/0000-0003-1111-4292>  
 Elisabetta Cavazzuti  <https://orcid.org/0000-0001-7150-9638>  
 Stefano Ciprini  <https://orcid.org/0000-0002-0712-2479>  
 Alessandra De Rosa  <https://orcid.org/0000-0001-5668-6863>  
 Ettore Del Monte  <https://orcid.org/0000-0002-3013-6334>  
 Laura Di Gesu  <https://orcid.org/0000-0002-5614-5028>  
 Niccolò Di Lalla  <https://orcid.org/0000-0002-7574-1298>  
 Alessandro Di Marco  <https://orcid.org/0000-0003-0331-3259>  
 Immacolata Donnarumma  <https://orcid.org/0000-0002-4700-4549>

<sup>52</sup> <http://heasarc.gsfc.nasa.gov/ftools>

Victor Doroshenko  <https://orcid.org/0000-0001-8162-1105>  
 Michal Dovčiak  <https://orcid.org/0000-0003-0079-1239>  
 Steven R. Ehlert  <https://orcid.org/0000-0003-4420-2838>  
 Teruaki Enoto  <https://orcid.org/0000-0003-1244-3100>  
 Yuri Evangelista  <https://orcid.org/0000-0001-6096-6710>  
 Sergio Fabiani  <https://orcid.org/0000-0003-1533-0283>  
 Riccardo Ferrazzoli  <https://orcid.org/0000-0003-1074-8605>  
 Javier A. Garcia  <https://orcid.org/0000-0003-3828-2448>  
 Shuichi Gunji  <https://orcid.org/0000-0002-5881-2445>  
 Wataru Iwakiri  <https://orcid.org/0000-0002-0207-9010>  
 Svetlana G. Jorstad  <https://orcid.org/0000-0001-9522-5453>  
 Vladimir Karas  <https://orcid.org/0000-0002-5760-0459>  
 Jeffery J. Kolodziejczak  <https://orcid.org/0000-0002-0110-6136>  
 Henric Krawczynski  <https://orcid.org/0000-0002-1084-6507>  
 Fabio La Monaca  <https://orcid.org/0000-0001-8916-4156>  
 Luca Latronico  <https://orcid.org/0000-0002-0984-1856>  
 Ioannis Liodakis  <https://orcid.org/0000-0001-9200-4006>  
 Simone Maldera  <https://orcid.org/0000-0002-0698-4421>  
 Alberto Manfreda  <https://orcid.org/0000-0002-0998-4953>  
 Frédéric Marin  <https://orcid.org/0000-0003-4952-0835>  
 Andrea Marinucci  <https://orcid.org/0000-0002-2055-4946>  
 Alan P. Marscher  <https://orcid.org/0000-0001-7396-3332>  
 Giorgio Matt  <https://orcid.org/0000-0002-2152-0916>  
 Tsunefumi Mizuno  <https://orcid.org/0000-0001-7263-0296>  
 Fabio Muleri  <https://orcid.org/0000-0003-3331-3794>  
 C.-Y. Ng  <https://orcid.org/0000-0002-5847-2612>  
 Stephen L. O'Dell  <https://orcid.org/0000-0002-1868-8056>  
 Nicola Omodei  <https://orcid.org/0000-0002-5448-7577>  
 Chiara Oppedisano  <https://orcid.org/0000-0001-6194-4601>  
 Alessandro Papitto  <https://orcid.org/0000-0001-6289-7413>  
 George G. Pavlov  <https://orcid.org/0000-0002-7481-5259>  
 Abel L. Peirson  <https://orcid.org/0000-0001-6292-1911>  
 Matteo Perri  <https://orcid.org/0000-0003-3613-4409>  
 Melissa Pesce-Rollins  <https://orcid.org/0000-0003-1790-8018>  
 Pierre-Olivier Petrucci  <https://orcid.org/0000-0001-6061-3480>  
 Maura Pilia  <https://orcid.org/0000-0001-7397-8091>  
 Andrea Possenti  <https://orcid.org/0000-0001-5902-3731>  
 Simonetta Puccetti  <https://orcid.org/0000-0002-2734-7835>  
 Brian D. Ramsey  <https://orcid.org/0000-0003-1548-1524>  
 John Rankin  <https://orcid.org/0000-0002-9774-0560>  
 Ajay Ratheesh  <https://orcid.org/0000-0003-0411-4243>  
 Roger W. Romani  <https://orcid.org/0000-0001-6711-3286>  
 Carmelo Sgrò  <https://orcid.org/0000-0001-5676-6214>  
 Patrick Slane  <https://orcid.org/0000-0002-6986-6756>  
 Paolo Soffitta  <https://orcid.org/0000-0001-8916-4156>  
 Gloria Spandre  <https://orcid.org/0000-0003-0802-3453>  
 Toru Tamagawa  <https://orcid.org/0000-0002-8801-6263>  
 Fabrizio Tavecchio  <https://orcid.org/0000-0003-0256-0995>  
 Roberto Taverna  <https://orcid.org/0000-0002-1768-618X>  
 Allyn F. Tennant  <https://orcid.org/0000-0002-9443-6774>  
 Nicholas E. Thomas  <https://orcid.org/0000-0003-0411-4606>  
 Francesco Tombesi  <https://orcid.org/0000-0002-6562-8654>  
 Alessio Trois  <https://orcid.org/0000-0002-3180-6002>  
 Roberto Turolla  <https://orcid.org/0000-0003-3977-8760>  
 Jacco Vink  <https://orcid.org/0000-0002-4708-4219>  
 Martin C. Weisskopf  <https://orcid.org/0000-0002-5270-4240>  
 Kinwah Wu  <https://orcid.org/0000-0002-7568-8765>  
 Fei Xie  <https://orcid.org/0000-0002-0105-5826>  
 Norbert S. Schulz  <https://orcid.org/0000-0002-0842-7792>  
 Deepto Chakrabarty  <https://orcid.org/0000-0001-8804-8946>

## References

- Angelini, L., White, N. E., Nagase, F., et al. 1995, *ApJL*, **449**, L41  
 Astropy Collaboration, Robitaille, T. P., Tollerud, E. J., et al. 2013, *A&A*, **558**, A33  
 Baldini, L., Bucciantini, N., Lalla, N. D., et al. 2022, *SoftX*, **19**, 101194  
 Becker, P. A., Klochkov, D., Schönherr, G., et al. 2012, *A&A*, **544**, A123  
 Beri, A., Jain, C., Paul, B., & Raichur, H. 2014, *MNRAS*, **439**, 1940  
 Beri, A., Paul, B., & Dewangan, G. C. 2015, *MNRAS*, **451**, 508  
 Blum, S., & Kraus, U. 2000, *ApJ*, **529**, 968  
 Caiazzo, I., & Heyl, J. 2021, *MNRAS*, **501**, 109  
 Camero-Arranz, A., Finger, M. H., Ikhsanov, N. R., Wilson-Hodge, C. A., & Bekken, E. 2010, *ApJ*, **708**, 1500  
 Camero-Arranz, A., Pottschmidt, K., Finger, M. H., et al. 2012, *A&A*, **546**, A40  
 Canizares, C., Davis, J., Dewey, D., et al. 2005, *PASP*, **117**, 1144  
 Chakrabarty, D. 1998, *ApJ*, **492**, 342  
 Chakrabarty, D., Bildsten, L., Grunfeld, J. M., et al. 1997, *ApJ*, **474**, 414  
 Da Costa-Luis, C., Larroque, S. K., Altendorf, K., et al. 2022, tqdm: A fast, Extensible Progress Bar for Python and CLI, v4.64.0, doi:10.5281/zenodo.6412640  
 den Herder, J.-W.-A., Takahashi, T., Bautz, M., et al. 2016a, *Proc. SPIE*, **9905**, 99054W  
 den Herder, J.-W.-A., Takahashi, T., Bautz, M., et al. 2016b, *Proc. SPIE*, **9905**, 99051I  
 Di Marco, A., Costa, E., Muleri, F., et al. 2022, *AJ*, **163**, 170  
 Doroshenko, V., Poutanen, J., Tsygankov, S., et al. 2022, *NatAs*, Advanced Online Publication  
 Ehlert, S. R., Ferrazzoli, R., Marinucci, A., et al. 2022, *ApJ*, **935**, 116  
 Folkner, W. M., Williams, J. G., & Boggs, D. H. 2009, IPNPR, 42-178  
 Fruscione, A., McDowell, J. C., Allen, G. E., et al. 2006, *Proc. SPIE*, **6270**, 62701V  
 Gendreau, K. C., Arzoumanian, Z., & Okajima, T. 2012, *Proc. SPIE*, **8443**, 844313  
 Giacconi, R., Murray, S., Gursky, H., et al. 1972, *ApJ*, **178**, 281  
 Gnedin, I. N., & Sunyaev, R. A. 1974, *A&A*, **36**, 379  
 González-Caniulef, D., Caiazzo, I., & Heyl, J. 2022, arXiv:2204.00140  
 Hemphill, P. B., Schulz, N. S., Marshall, H. L., & Chakrabarty, D. 2021, *ApJ*, **920**, 142  
 Heyl, J., & Caiazzo, I. 2018, *Galax*, **6**, 76  
 Huenemoerder, D. P., Mitschang, A., Dewey, D., et al. 2011, *AJ*, **141**, 129  
 Hunter, J. D. 2007, *CSE*, **9**, 90  
 Iwakiri, W. B., Pottschmidt, K., Falkner, S., et al. 2019, *ApJ*, **878**, 121  
 Joss, P. C., Avni, Y., & Rappaport, S. 1978, *ApJ*, **221**, 645  
 Kaastra, J. S., & Bleeker, J. A. M. 2016, *A&A*, **587**, A151  
 Kaastra, J. S., Mewe, R., & Nieuwenhuijzen, H. 1996, in *UV and X-ray Spectroscopy of Astrophysical and Laboratory Plasmas*, ed. K. Yamashita & T. Watanabe (Tokyo: Universal Academy Press), 411  
 Kaastra, J. S., Raassen, A. J. J., de Plaa, J., & Gu, L. 2020, SPEX X-ray spectral fitting package, v3.06.00, Zenodo, doi:10.5281/zenodo.3939056  
 Kii, T. 1987, *PASJ*, **39**, 781  
 Kii, T., Hayakawa, S., Nagase, F., Ikegami, T., & Kawai, N. 1986, *PASJ*, **38**, 751  
 Kislak, F., Clark, B., Beilicke, M., & Krawczynski, H. 2015, *Aph*, **68**, 45  
 Klochkov, D., Santangelo, A., Staubert, R., & Ferrigno, C. 2008, *A&A*, **491**, 833  
 Kraus, U., Blum, S., Schulte, J., Ruder, H., & Meszaros, P. 1996, *ApJ*, **467**, 794  
 Krauss, M. I., Schulz, N. S., Chakrabarty, D., Juett, A. M., & Cottam, J. 2007, *ApJ*, **660**, 605  
 Lin, D., Webb, N. A., & Barret, D. 2012, *ApJ*, **756**, 27  
 Lodenquai, J., Canuto, V., Ruderman, M., & Tsuruta, S. 1974, *ApJ*, **190**, 141  
 Luo, J., Ransom, S., Demorest, P., et al. 2021, *ApJ*, **911**, 45  
 Malacaria, C., Klochkov, D., Santangelo, A., & Staubert, R. 2015, *A&A*, **581**, A121  
 Marshall, H. L. 2021, *AJ*, **162**, 134  
 Meszaros, P., & Nagel, W. 1985, *ApJ*, **299**, 138  
 Meszaros, P., Novick, R., Szentgyorgyi, A., Chanan, G. A., & Weisskopf, M. C. 1988, *ApJ*, **324**, 1056  
 Middleditch, J., Mason, K. O., Nelson, J. E., & White, N. E. 1981, *ApJ*, **244**, 1001  
 Mushutkov, A. A., Suleimanov, V. F., Tsygankov, S. S., & PortegiesZwart, S. 2021, *MNRAS*, **503**, 5193



- NASA High Energy Astrophysics Science Archive Research Center (HEASARC) 2014, HEASoft: Unified Release of FTOOLS and XANADU, Astrophysics Source Code Library, record, ascl:1408.004
- Orlandini, M., Dal Fiume, D., Frontera, F., et al. 1998, *ApJL*, 500, L163
- Parmar, A. N., White, N. E., & Stella, L. 1989, *ApJ*, 338, 373
- Pavlov, G. G., & Zavlin, V. E. 2000, *ApJ*, 529, 1011
- Perez, F., & Granger, B. E. 2007, *CSE*, 9, 21
- Potekhin, A. Y., & Chabrier, G. 2003, *ApJ*, 585, 955
- Poutanen, J. 2020, *A&A*, 641, A166
- Astropy Collaboration, Price-Whelan, A. M., Sipőcz, B. M., et al. 2018, *AJ*, 156, 123
- Radhakrishnan, V., & Cooke, D. J. 1969, *ApJL*, 3, 225
- Rankin, J., Muleri, F., Tennant, A. F., et al. 2022, *AJ*, 163, 39
- Rappaport, S., Markert, T., Li, F. K., et al. 1977, *ApJL*, 217, L29
- Remillard, R. A., Loewenstein, M., Steiner, J. F., et al. 2022, *AJ*, 163, 130
- Schulz, N. S., Chakrabarty, D., Marshall, H. L., et al. 2001, *ApJ*, 563, 941
- Schulz, N. S., Chakrabarty, D., & Marshall, H. L. 2019, arXiv:1911.11684
- Sokolova-Lapa, E., Gornostaev, M., Wilms, J., et al. 2021, *A&A*, 651, A12
- Tsygankov, S. S., Doroshenko, V., Poutanen, J., et al. 2022, arXiv:2209.02447
- Virtanen, P., Gommers, R., Oliphant, T. E., et al. 2020, *NatMe*, 17, 261
- Weisskopf, M. C., Soffitta, P., Baldini, L., et al. 2022, *JATIS*, 8, 026002