



HAL
open science

Spectral and polarization properties of reflected X-ray emission from black-hole accretion discs for a distant observer: the lamp-post model

J. Podgorný, M. Dovčiak, R. Goosmann, F. Marin, G. Matt, A. Rózańska, V. Karas

► To cite this version:

J. Podgorný, M. Dovčiak, R. Goosmann, F. Marin, G. Matt, et al.. Spectral and polarization properties of reflected X-ray emission from black-hole accretion discs for a distant observer: the lamp-post model. Monthly Notices of the Royal Astronomical Society, 2023, 10.1093/mnras/stad2169 . insu-04169467

HAL Id: insu-04169467

<https://insu.hal.science/insu-04169467v1>

Submitted on 12 Feb 2024

HAL is a multi-disciplinary open access archive for the deposit and dissemination of scientific research documents, whether they are published or not. The documents may come from teaching and research institutions in France or abroad, or from public or private research centers.

L'archive ouverte pluridisciplinaire **HAL**, est destinée au dépôt et à la diffusion de documents scientifiques de niveau recherche, publiés ou non, émanant des établissements d'enseignement et de recherche français ou étrangers, des laboratoires publics ou privés.

Spectral and polarization properties of reflected X-ray emission from black-hole accretion discs for a distant observer: the lamp-post model

J. Podgorný^{1,2,3*}, M. Dovčiak^{1,2}, R. Goosmann¹, F. Marin¹, G. Matt⁴, A. Rózańska⁵ and V. Karas²

¹Université de Strasbourg, CNRS, Observatoire Astronomique de Strasbourg, UMR 7550, F-67000 Strasbourg, France

²Astronomical Institute, Academy of Sciences of the Czech Republic, Boční II, CZ-14100 Prague, Czech Republic

³Astronomical Institute, Charles University, V Holešovičkách 2, CZ-18000 Prague, Czech Republic

⁴Dipartimento di Matematica e Fisica, Università Roma Tre, via della Vasca Navale 84, I-00146 Rome, Italy

⁵Nicolaus Copernicus Astronomical Center, Polish Academy of Sciences, Bartycka 18, 00-716 Warsaw, Poland

Accepted 2023 July 17. Received 2023 June 23; in original form 2023 April 24

ABSTRACT

Rebirth of X-ray polarimetric instruments will have a significant impact on our knowledge of compact accreting sources. The properties of inner-accreting regions of active galactic nuclei (AGNs) or X-ray binary systems, such as black-hole spin, their disc inclination and orientation, shape, and size of their corona, can be polarimetrically studied, parallelly to the well-known X-ray spectroscopic and timing techniques. In this work, we provide a new spectropolarimetric numerical estimate of X-rays in the lamp-post coronal model for a distant observer, including a polarized reflected radiation from the accretion disc. The local disc reflection was simulated using the codes TITAN and STOKES and includes variable disc ionization as well as Monte Carlo treatment of Compton multiple scatterings. We introduce a relativistic code KYNSTOKES based on our well-tested KY package that accounts for all relativistic effects on radiation near a black hole, apart from the returning radiation, and adds a possibility of polarized coronal emission. We study the spectrum, polarization degree and polarization angle at spatial infinity for various global system parameters and we demonstrate the difference at infinity, if analytical local reflection computations are used. We newly predict that in the hard X-rays the reflected component can be 25 per cent polarized and the total emission can be 9 per cent polarized in the most favourable, yet realistic configurations of radio-quiet AGNs. Thus, the relativistic disc reflection remains important for the interpretation of X-ray polarimetric observations.

Key words: accretion, accretion discs – black hole physics – polarization – radiative transfer – relativistic processes – scattering.

1 INTRODUCTION

X-ray polarimetric and spectroscopic missions planned for this and the next decade will significantly enhance our knowledge of compact accreting sources. Whether it is the polarimetric missions: IXPE [Weisskopf et al. (2022), launched successfully on 2021 December 9] or eXTP [Zhang et al. (2016, 2019a), due to be launched in the second half of 2020s], or, for example, the spectroscopic ATHENA mission [Barret et al. (2020), due to be launched in 2030s], the new instruments on board of such satellites will significantly expand the current windows into the high-energy Universe. Thus, it is high time to revisit theoretical models of X-ray emission from the two most common classes of X-ray accreting objects: the supermassive black holes (BHs) in active galactic nuclei (AGNs) and the stellar-mass BHs in X-ray binary systems (XRBs; see e.g. Antonucci 1993; Done, Gierliński & Kubota 2007; Trümper & Hasinger 2008; Seward & Charles 2010; Abramowicz & Fragile 2013; Fabiani & Muleri 2014; Netzer 2015).

In particular it is the polarization models of AGNs and XRBs that require attention, because the field of X-ray polarimetry is currently re-opening after being silent for almost 40 yr (Fabiani & Muleri 2014). The IXPE mission has already brought a handful of

high-quality X-ray polarimetric observations of AGNs (Marinucci et al. 2022; Gianolli et al. 2023; Ingram et al. 2023; Tagliacozzo et al. 2023; Ursini et al. 2023) and XRBs (Krawczynski et al. 2022; Kushwaha et al. 2023; Podgorný et al. 2023; Ratheesh et al. 2023; Rawat, Garg & Méndez 2023; Rodriguez Cavero et al. 2023; Veledina et al. 2023). Studying the X-ray polarization signal will bring an independent method for determining the observer inclination and source orientation on the sky (Dovčiak, Karas & Matt 2004b; Dovčiak et al. 2008; Li, Narayan & McClintock 2009; Dovčiak et al. 2011; Marin 2014, 2016) or determining the spin of BHs (Connors & Stark 1977; Stark & Connors 1977; Connors, Piran & Stark 1980; Dovčiak et al. 2008; Li et al. 2009; Schnittman & Krolik 2009; Taverna et al. 2020, 2021), complementary to the well-known spectroscopic (using either the iron $K\alpha$ line profile or the thermal disc continuum emission) and timing (kHz QPOs) techniques [see Reynolds (2019) and references therein].

In our study, we focus on the inner-accretion models of radio-quiet sources. The concept of a hot gaseous corona above the accretion disc has been investigated in the past decades and put forward as a promising explanation for the primary X-ray power-law emission typically observed in AGNs and XRBs (see e.g. Sunyaev & Titarchuk 1980; Haardt 1993; Haardt & Maraschi 1993; Dove et al. 1997; Krolik 1999; Seward & Charles 2010). The Compton up-scattering of thermal disc photons on the coronal electrons produces X-ray signal that can reach directly the observer or that can be further re-

* E-mail: jakub.podgorny@asu.cas.cz

processed by the disc or by more distant components of the system. The primary X-rays can already obtain partial scattering-induced polarization ($\lesssim 10$ per cent) in the corona (Poutanen & Svensson 1996; Schnittman & Krolik 2010; Beheshtipour, Krawczynski & Malzac 2017; Beheshtipour 2018; Marinucci et al. 2018; Tamborra et al. 2018; Krawczynski & Beheshtipour 2022; Krawczynski et al. 2022; Ursini et al. 2022; Poutanen, Veledina & Beloborodov 2023). Our objective is to focus on the reflection of the X-ray power-law emission from the accretion disc and to discuss spectral and polarization signatures of such radiation for a distant observer, i.e. after integrating the reflected Stokes parameters in the local co-moving frame over the accretion disc, including all the special and general relativistic (GR) effects in the vicinity of a central black hole when the system is viewed as point source from spatial infinity. The most important process that should significantly enhance the polarization degree of the total signal in the hard X-rays is Compton down-scattering of the coronal photons in the disc (Matt 1993; Poutanen, Nagendra & Svensson 1996; Schnittman & Krolik 2009; Dovčiak et al. 2011; Podgorný et al. 2022). We may then add the direct primary radiation that reaches a distant observer through the same strong-gravity environment and construct toy models of inner-accreting X-ray emission of AGNs and XRBs.

The integration and ray-tracing processes require choosing some prescribed simple coronal geometry, which is until today one of the main unknowns of such modeling (see e.g. Kubota & Done 2018; Marinucci et al. 2018; Poutanen, Veledina & Zdziarski 2018). Several global geometries of the corona can be considered. In this paper, we would like to explore the outcome of the most simple coronal archetype: the *lamp-post model* (Matt, Perola & Piro 1991; Martocchia & Matt 1996; Henri & Petrucci 1997; Petrucci & Henri 1997; Martocchia, Karas & Matt 2000; Miniutti & Fabian 2004; Dovčiak, Karas & Yaqoob 2004a; Dovčiak et al. 2011; Fürst et al. 2015; Miller et al. 2015; Parker et al. 2015; Dovčiak & Done 2016; Niedźwiecki, Zdziarski & Szanecki 2016; Walton et al. 2017; Ursini et al. 2020). The lamp-post model assumes a small patch of a hot corona, sometimes interpreted as a failed jet, located on the rotational axis of the disc at some height above the central black hole. We represent an isotropic point-like source with stationary power-law emission. Although non-stationarity of the primary source is sometimes considered (Beloborodov 1999; Malzac, Beloborodov & Poutanen 2001), here we assume a stationary situation. Other classes of models assume e.g. the *extended corona* (Haardt & Maraschi 1991; Haardt 1993; Poutanen & Svensson 1996; Dabrowski & Lasenby 2001; Malzac, Dumont & Mouchet 2005; Niedźwiecki & Życki 2008; Schnittman & Krolik 2010; Marinucci et al. 2018; Poutanen et al. 2018; a diffuse optically thin hot corona near above large area of the disc ranging from slab to spherical assumptions) or a truncated inner accretion disc (i.e. not extending to the innermost stable circular orbit) with the so-called *hot inner accretion flow*, which can be divided into sub-classes based on plasma interaction of the hot flow with the inner edge of the cold disc (Poutanen & Svensson 1996; Dove et al. 1997; Esin, McClintock & Narayan 1997; Esin et al. 1998; Zdziarski et al. 1998; Liu et al. 2007; Poutanen & Vurm 2009; Veledina, Poutanen & Vurm 2013; Poutanen et al. 2018).

In the literature, one can find X-ray local spectral reflection models assuming a stratified disc atmosphere in hydrostatic equilibrium accomplished with the codes TITAN and NOAR (Róžańska et al. 2002; Dumont et al. 2003), or with the ATM24 code (Róžańska & Madej 2008; Róžańska et al. 2011; Vincent et al. 2016). Although the constant density assumption is still until today a debatable simplification (Nayakshin, Kazanas & Kallman 2000; Ballantyne, Ross & Fabian 2001; Nayakshin & Kallman 2001; Péquignot et al.

2001; Dumont et al. 2002; Róžańska et al. 2002, 2011; Ross & Fabian 2007; Róžańska & Madej 2008; Vincent et al. 2016; Podgorný et al. 2022), numerous attempts of this kind led to important models for the X-ray astronomical community. For example, the models PEXRAV and PEXRIV (Magdziarz & Zdziarski 1995), REFLIONX (Ross & Fabian 1993, 2005; Ross, Fabian & Young 1999), and more recently the XILLVER tables (García & Kallman 2010; García, Kallman & Mushotzky 2011; García et al. 2013) computed with the code XSTAR (Kallman & Bautista 2001), include a detailed computation of ionization structure of the disc. In addition to these, we refer to our previous paper (Podgorný et al. 2022), where completely new local reflection tables suitable for AGNs were presented, assuming a constant density slab, and where we compared them to other attempts of spectral modeling in the literature. These local reflection tables were obtained using (1) the radiative transfer code TITAN (Dumont et al. 2003) to obtain the ionization structure of a disc and (2) the 3D Monte Carlo code STOKES (Goosmann & Gaskell 2007; Marin et al. 2012; Marin, Goosmann & Gaskell 2015; Marin 2018) that incorporates the physics of absorption, re-emission, and multiple scattering to produce a complete spectropolarimetric output. Therefore, in addition to the spectral tables, our previous study provides an up-to-date unique numerical simulation of the locally reflected polarization quantities. A single-scattering Chandrasekhar's analytical approximation was often used to estimate the reflected polarization degree and angle in the past (Chandrasekhar 1960; Dovčiak et al. 2004b; Schnittman & Krolik 2009; Dovčiak et al. 2011), which was already proven to provide misleadingly higher polarization degree estimates in the local co-moving frame than the precise numerical simulations (Podgorný et al. 2022).

Using the new local computations from Podgorný et al. (2022), the aim of this article is to introduce realistic models of the Stokes parameters in X-rays of the AGN inner-accreting region for a distant observer in the lamp-post reflection scenario, which will be already suitable for fitting of real sources with the tool XSPEC (Arnaud 1996). We focus on the AGNs rather than XRBs, because in the energy ranges important for the forthcoming polarimetric missions ($\gtrsim 2$ keV), it is so far easier to simulate the reflection in the local co-moving frame for them due to the expected lower densities (10^{13} – 10^{18} cm $^{-3}$ for AGN discs, 10^{19} – 10^{25} cm $^{-3}$ for XRB discs) and lower temperatures ($10^{3.5}$ – 10^6 K for AGN discs, 10^5 – $10^{7.5}$ K for XRB discs) with the absence of the direct thermal black-body component in X-rays (Novikov & Thorne 1973; Shakura & Sunyaev 1973; Reynolds & Nowak 2003; Abramowicz & Fragile 2013; Compère & Oliveri 2017; Kubota & Done 2018). Although it is more likely that XRB sources in our Galaxy will in this decade bring more valuable information than the fainter AGNs in the scope of photon-demanding polarimetry (Fabiani & Muleri 2014), it is more practical to first build a complete simulation kit for AGNs, which can be then easily modified once precise local reflection polarization tables for XRBs are computed, which we plan to do in the future also with the code STOKES [the polarization induced by absorption of the thermal radiation in the upper layer of the disc for XRBs has been already recently greatly estimated in Taverna et al. (2021), also using the codes CLOUDY (Ferland et al. 2013, 2017) and STOKES, and it was already studied before by e.g. Dovčiak et al. (2008)].

Similarly to the XILLVER local spectral reflection tables, which have their own relativistic extension RELXILL developed (Dauser et al. 2014; García et al. 2014), in this paper we introduce the STOKES spectral and polarization tables tied with the well-tested relativistic KY package (Dovčiak et al. 2004a, 2011), covering all of their parametric dependencies, and thus creating a new XSPEC compatible model named KYNSTOKES. The spectropolarimetric reflection sce-

nario utilizing the KY codes was already addressed in Dovčiak et al. (2011) in the lamp-post coronal assumption, using the NOAR spectral reflection tables for neutral disc and using the Chandrasekhar's approximation for polarization studies. They discussed the role of BH spin, observer's inclination, and lamp-post height above the BH with respect to the emergent X-ray polarization. The analytical formulae used for reflection from the disc therein (Chandrasekhar 1960) involve only the elastic Rayleigh single scattering, which is greatly improved by this work, presenting Compton multiple-scattering treatment and addition of spectral lines. Compared to the results presented in Dovčiak et al. (2011), and apart from the newly addressed ionization structure of the disc and the numerically simulated local reflection, we also corrected a sign error in Dovčiak et al. (2011) concerning the local polarization angle, added arbitrary polarization of the primary source and implemented calculations of the relativistic rotation of the primary polarization angle from the lamp towards a distant observer and from the lamp towards the disc, where we can now interpolate incident polarization in the local frame owing to the new STOKES tables. As this paper endeavors to present new theoretical models and to discuss their inherent spectral and polarization features, we plan to address any direct and more sophisticated observational perspectives related to particular targets or instruments in our future studies.

The structure of the text is as follows: Section 2 provides an overview of the physical model assumed, the numerical techniques performed [stressing the novelties with respect to the previous attempt by Dovčiak et al. (2011)]. Section 3 is devoted to the obtained spectral and polarization properties for a distant observer. In Section 4 we present a comparison with a similar approach previously appearing in the literature, discuss the strengths and weaknesses of the new model, and lay the ground for more extensive, future research. In Section 5 we conclude our analysis.

2 THE MODEL AND NUMERICAL IMPLEMENTATION

2.1 Physical model of the BH and its accreting structure

The computation of the results presented in Section 3 is split in three separate stages. First, we take an optically thick slab of constant density in a local frame co-moving with the disc, i.e. without any relativistic effects on the radiation. We use the radiative transfer code TITAN to solve for the ionization structure of the illuminated slab iteratively, assuming non-LTE conditions and 500 vertical layers of the disc's plane-parallel atmosphere. In a second step we remain in the local frame and use the same physical setup but in a Monte Carlo simulator STOKES. This approach provides a detailed treatment of the polarization, which is not implemented in TITAN. Conversely, a Monte Carlo simulation is unable to calculate the disc structure self-consistently. Therefore, in order to take into account for all line and continuum process in STOKES inside the disc atmosphere, we implement as input to STOKES the information on the temperature, density (constant in our case), and ionization structure (fractional abundance of each element in different states of ionization) per each layer from TITAN, which computed the same problem in step 1. After that we average the spatial resolution of TITAN to a maximum of 50 vertical layers for computational efficiency of the Monte Carlo method. Combining consistently (i.e. for the same physical problem) a radiative transfer calculus treatment with a Monte Carlo simulator, we arrive at local spectropolarimetric reflection tables (in detail described in Podgorný et al. 2022). These take into account the photon energy redistribution via disc re-processing, being dependent

on the local incident and emission angles, the ionization parameter (representing the local bolometric flux and the slab density) and the primary power-law index.

The tables are then used in the third stage, which is the main focus of this paper. We interpolate and integrate them across the accretion disc with the new KYNSTOKES code. We assume on-axis spherical corona geometry approximated by a point source as the only primary source of X-ray radiation and we take into account all GR effects (apart from disc's self-irradiation) on radiation that travels between the corona and the disc, between the disc and the observer, and between the corona and the observer. Further we consider an equatorial geometrically thin and optically thick Keplerian accretion disc of fixed radial size. Using the KYNSTOKES integrator, we then obtain a spatially unresolved total spectropolarimetric output for a distant observer. Multiple scatterings inside the disc are taken into account, but if a photon escapes the geometrically thin disc atmosphere, we do not account for higher order re-processing inside the disc, if the photon's trajectory would be bent such that it would be reflected again off the disc. Photons from the lamp and from the first re-processing in the disc that do not arrive to the distant observer are discarded. Let us now describe each step in more detail.

2.1.1 Local reflection

In Podgorný et al. (2022) we presented the local X-ray reflection computations that will be primarily used for the results presented in this paper. We assumed the disc to be locally a plane-parallel slab with an electron scattering-dominated atmosphere (Novikov & Thorne 1973; Shakura & Sunyaev 1973). We studied semi-infinite and optically thick medium with constant density $n_{\text{H}} = 10^{15} \text{ cm}^{-3}$. The illumination by a primary power-law radiation then creates vertically stratified ionization structure characterized by the ionization parameter in $[\text{erg} \times \text{cm} \times \text{s}^{-1}]$ (see e.g. Tarter, Tucker & Salpeter 1969),

$$\xi = \frac{4\pi \int F_{\text{E}}(r) dE}{n_{\text{H}}}, \quad (1)$$

where $F_{\text{E}}(r) \sim E^{-\Gamma+1}$ is the radiation flux locally received on the surface of the slab. We adopted the typical solar abundance from Asplund, Grevesse & Sauval (2005) with $A_{\text{Fe}} = 1.0$, neglecting the presence of dust. Thermal emission was yet excluded from our study, as well as the impact of inverse Compton scattering in the disc re-processing. We neglect any possible primary radiation impact from the opposite side of the disc. Linear polarization of the incident X-rays was allowed, because it is expected at the hot coronal electrons due to Compton up-scattering of thermal photons (see e.g. Haardt 1993; Haardt & Maraschi 1993; Schnittman & Krolik 2010). The emergent spectropolarimetric state was studied after computations of various line and continuum processes inside the disc, most importantly the multiple Compton down-scattering. We refer to Podgorný et al. (2022) for detailed implementation of these assumptions using the codes TITAN and STOKES.

Three distinct polarization states of the primary radiation were considered: (i) unpolarized light with the linear polarization degree $p_0 = 0$ per cent, (ii) horizontally polarized light with $p_0 = 100$ per cent and the incident polarization angle,¹ $\chi_0 = 90^\circ$, (iii)

¹We define the local polarization angle throughout this paper as increasing in the counter-clockwise direction in the incoming view of photon direction with $\chi = 0$ corresponding to a polarization vector oriented along the projected disc's normal to the polarization plane.

diagonally polarized light with $p_0 = 100$ percent and $\chi_0 = 45^\circ$. The illumination and reflection from the slab was then studied for all possible incident polar angles,² δ_i , emergent polar angles,³ δ_e , and azimuthal angles,⁴ Φ_e . See fig. 1 in Dovčiak et al. (2011) for a scheme.

Given these assumptions and configurations, the locally reflected flux F_E in [$\text{keV} \times \text{cm}^{-2} \times \text{s}^{-1} \times \text{keV}^{-1}$] (see Podgorný et al. (2022) for the details on the normalization used) and its polarization degree p and polarization angle χ can then be studied with respect to energy, the parameters ξ , Γ , μ_i , μ_e , Φ_e , and the variable incident polarization states. We refer to table 1 in Podgorný et al. (2022), which summarizes the resulting *Flexible Image Transport System* (FITS) local reflection tables and the complete adopted parametric grid. More than 3.5×10^8 photons were emitted per each configuration. We proved that the Monte Carlo approach leads into spectral features that match well with other predictions in literature using the equations of radiative transfer. The spectral discrepancies vanish especially near the so-called Compton hump at around 20 keV. Gaining confidence in the spectral results, we discussed the obtained local polarization, which has been for the first time properly numerically simulated for disc re-processing. We demonstrated that in the energy band 2–12 keV important for the upcoming polarimetric missions, the locally reflected X-rays even for unpolarized primary radiation can reach p up to about 90 percent in the most favourable parametric configurations. However, with the implementation of multiple scattering, the predicted degree of polarization is generally lower than using the common single-scattering Chandrasekhar’s analytical approximation (Chandrasekhar 1960). We obtained constant continuum polarization angle in energy with some variations in spectral lines. The spectral lines being present mostly below 2 keV generally tend to depolarize the emission at soft X-rays. We demonstrated that variable incident polarization impacts the local spectral and polarization output heavily, depending on the dominant scattering angle in the medium; none the less, if we evenly integrate over the incident and emergent angular space, the impact of variable incident polarization on the spectral part of the emergent radiation is negligible.

Here we would like to provide a couple of new results obtained from our local computations using simple integration in the incident and emergent local angular space for unpolarized primary radiation, in addition to those presented in Podgorný et al. (2022). The integrated local tables over the angular parameters represent an important middle step towards the analysis of the global results that will be discussed in Section 3, because they mimic the general relativistic integration over the disc in an even way, i.e. not preferring any direction due to light aberration and light bending effects. Integrating the local tables with an even weight over all cosines of incident angles μ_i and emergent azimuthal angles Φ_e , but not over the emergent inclination angles μ_e , gives Newtonian insights and represents the dependence on disc inclination for a distant observer. Such examination is also additionally valuable, because it allows better photon statistics⁵ in the full available energy resolution of 300 logarithmically spaced bins between 0.1 and 100 keV.

Fig. 1 provides this integrated version of the local photon-flux in the top panels for $\Gamma = 2$ corrected for the primary power-law slope,

i.e. multiplied by E^2 , and divided by the ionization parameter ξ , which sets the amplitude of the spectra. In this way we can inspect the effects of continuum absorption and spectral line profiles with respect to the varying ionization parameter, which is represented by the colour code. The selected three values of $\mu_e = 0.875, 0.475, 0.175$ (from left to right) are the closest available values from the FITS tables that correspond to the global inclination angles discussed in the next sections and in Dovčiak et al. (2011), for which this paper represents a major update. We also show the local polarization degree versus energy for the same set of parameters.

We observe that the integrated polarization degree maintains its behaviour with energy and the ionization parameter, as it was already shown and explained in Podgorný et al. (2022) for one generic angular configuration. The enhancement by absorption is still present. Due to the good photon statistics in the highest available resolution, we may notice that the emission lines clearly depolarize. Spectral lines due to photo-absorption or recombination are assumed to be unpolarized. Nevertheless, line polarization may be induced by (multiple) resonant line scattering. Therefore, the corresponding routines in STOKES include the treatment worked out and presented in the series of papers by Lee (1994), Lee, Blandford & Western (1994), and Lee & Blandford (1997). The competing Auger effect is also implemented. The polarization of the scattered line photon depends on the quantum numbers characterizing the electronic transition of the resonant line. It covers a wide range in strength, but may become as relevant as for Thomson scattering. For example, Dorodnitsyn & Kallman (2010, 2011) showed a notable polarization contribution due to resonance lines below 2 keV in a detailed study of warm absorbers in AGNs. In our study, we obtained a dominance of fluorescence lines, resulting in depolarization with respect to the Compton scattered continuum. However, if higher spatial and energy resolution were implemented, it could result into some highly polarized resonance lines neither washed out by subsequent multiple scattering before escaping the atmosphere, neither by the relativistic integration of total disc emission. It is also worth mentioning that any current or forthcoming X-ray polarimeter is incapable of resolving individual spectral lines in polarization, especially in case of faint AGN (Fabiani & Muleri 2014).

The angular superposition sets the average emergent polarization degree to have a maximum of only about 5–10 percent in the total range, although the maxima can be even lower depending on the local ionization of the medium and a particular energy band. We do not show the integrated local polarization angle as it only obtains $\chi \approx 90^\circ$ value at all energies ($\lesssim 2^\circ$ variation in the total range), apart within unpolarized lines where the polarization position angle is, by definition, undefined. In Fig. 1 we also show the local polarized flux (i.e. the first two quantities multiplied) for the same set of parameters. It not only supports the antagonistic behaviour of the flux and polarization degree with energy, but represents the original Stokes parameters $Q = I \cos 2\chi$ and $U = I \sin 2\chi$ without any sign oscillations (because the continuum of χ remains constant in energy), and again abstracted away from the slope and amplitude changes.

One can see that the dependency on ξ does not change character with variable μ_e . The emergent inclination angle, roughly representing the global disc inclination in the Newtonian limit, is expected to decrease the total flux (from left to right), because more absorption takes place for emergent directions closer to the disc plane. If we suppress the aberration of light and general relativistic light bending effects in this sense, the local computations predict higher polarization degrees for higher disc inclination, while the difference is not large above $\delta_e \approx 60^\circ$. The average polarization fraction is about three times larger for $\delta_e \approx 60^\circ$ than for $\delta_e \approx 30^\circ$ in the studied

²Then μ_i represents a cosine of an angle δ_i measured from the disc’s normal.

³Then μ_e represents a cosine of an angle δ_e measured from the disc’s normal.

⁴A relative azimuthal angle measured counter-clockwise at the disc plane between the emission and the incident ray directions projected to the disc’s surface.

⁵In Podgorný et al. (2022) we rather summed over the 10 neighbouring energy bins for basic discussion of the polarimetric quantities.

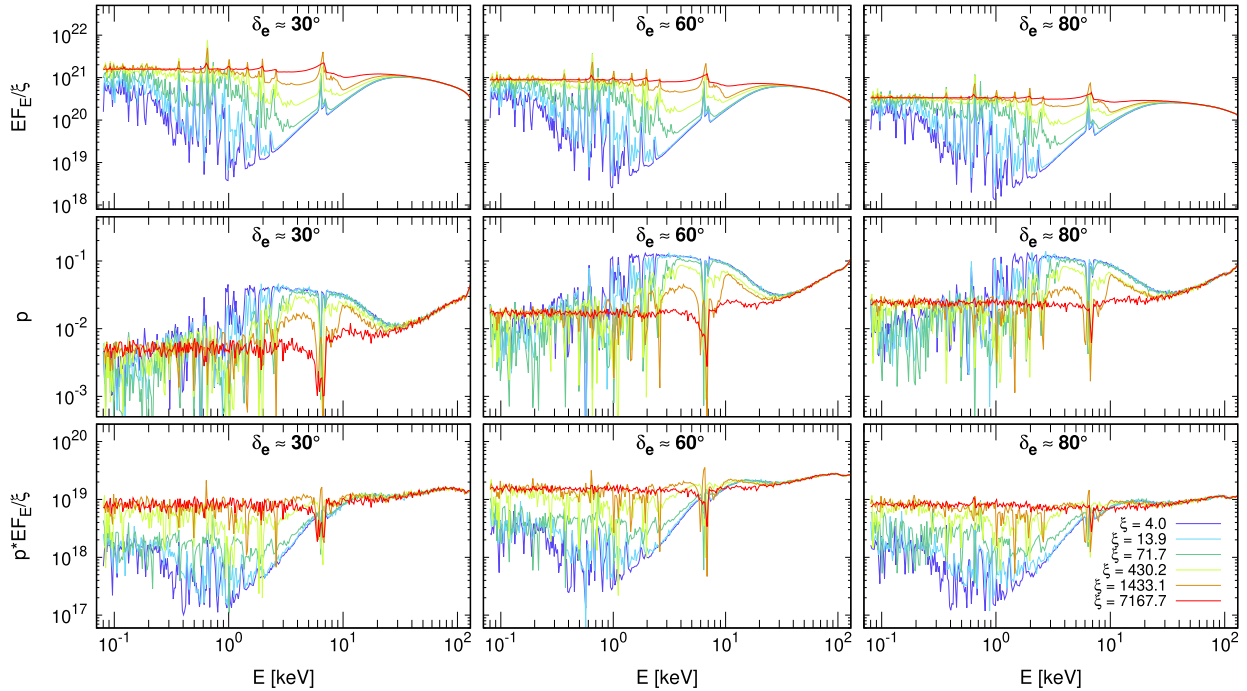


Figure 1. Local reflection spectral results EF_E/ξ (corrected for primary power-law slope and divided by ionization parameter to unify the amplitude, top panel), polarization degree versus energy (middle panel), and polarized flux (bottom panel) obtained by STOKES, integrated in incident inclination angles and emergent azimuthal angles for spectral index $\Gamma = 2.0$. The colour code corresponds to various ionization parameters ξ . We show the values of $\mu_e = 0.875, 0.475, 0.175$ (left-hand to right-hand panels, $\delta_e = 28.96^\circ, 61.65^\circ, 79.92^\circ$) correspondent to the global disc inclinations displayed in the next sections.

energy bands and for the studied ξ values. This generally results into the highest polarized flux for medium emission inclination angles (around $\delta_e \approx 60^\circ$), which suggests the most favourable global inclination for polarization measurements.

2.1.2 Global model and the relativistic effects

We keep the convention of polarization angle $\chi = 0$ being parallel to the disc axis of symmetry and increasing counter-clockwise when viewing in the photon's incoming direction. For a sketch of the lamp-post model of the accreting structure that we adopt, see fig. 1 in Dovčiak et al. (2011). Similarly to this work, we assume an elevated isotropically emitting point-like source at height h on the rotational axis above the equatorial plane, illuminating the geometrically thin disc in this plane with a power-law radiation with some observed primary isotropic flux L_X/L_{Edd} at 2–10 keV in the units of Eddington luminosity L_{Edd} . The disc is assumed to have a Keplerian velocity profile and a constant radial density profile (in this paper $n_H = 10^{15} \text{ cm}^{-3}$). The system can be inclined at general inclination i and with arbitrary orientation with respect to the distant observer. We assume the emission region to be unobscured, i.e. we do not aim to model any other outer components of the accreting structure, such as jets, the broad-line regions, narrow-line regions, polar winds, or a dusty torus.

We prescribe the inner and outer disc radius r_{in} and r_{out} (in the results presented r_{in} is fixed at the inner-most circular orbit (ISCO), $r_{\text{out}} = 400 GM c^{-2}$) and compute the geodesics from the lamp to the disc in Kerr space-time with arbitrary normalized black-hole spin a and black-hole mass M_{BH} . The disc is assumed to be geometrically thin in the equatorial plane but optically thick, i.e. we consider only photons coming from the source or disc directly to the observer and no source on the opposite side and we neglect the disc self-irradiation (see e.g. Schnittman & Krolik 2010; Dauser et al. 2022).

The effects of radiation returning to the disc after being re-processed once could affect the resulting polarization picture though, which is discussed in Section 4.2 as one of the critical simplifications of this work. Otherwise all special and general relativistic effects are included, such as the aberration of light, Doppler and gravitational redshifts, light bending and rotation of the polarization plane. We then superpose geodesics from the disc to the distant observer (*reflected-only radiation*) and from the lamp to the distant observer (*primary radiation*) to produce a combined spectro-polarimetric outcome at infinity (*total radiation*).

2.2 Numerical models

As a major improvement with respect to Dovčiak et al. (2011), we incorporated the new local reflection FITS tables from Podgorný et al. (2022) that were computed with the codes TITAN and STOKES. These include numerically simulated polarization properties of the disc reflection as well as detailed calculations of the vertical ionization disc structure. Thus polarization properties of the reflection from ionized discs can be studied. Further, the reflection tables were computed for three independent incident polarization states defined by the polarization degree and angle, $(p, \chi) = (0, -), (1, \pi/2), (1, \pi/4)$. The disc response computed by the STOKES code is a linear transformation of the incident Stokes parameters, $I, Q,$ and U , and therefore the disc response to an arbitrary incident polarization state can be computed from this basis. Since GR effects do not change the polarization degree between the primary source and the disc and they change the polarization angle by χ_d , one can finally express the reflected Stokes parameters (commonly denoted here as S) at each point as

$$S(p_0, \chi_0 + \chi_d) = S(0, -) + p_0 \{ [S(0, -) - S(1, \pi/2)] \cos 2(\chi_0 + \chi_d) + [S(1, \pi/4) - S(0, -)] \sin 2(\chi_0 + \chi_d) \}, \quad (2)$$

Table 1. Summary of all figures provided in Sections 3 and 4 that concern discussion of the KYNSTOKES results and comparisons for the global model viewed from infinity.

y-axis → x-axis (and curves displayed) ↓	Intensity (normalized to value at 50 keV)		Polarization degree		Polarization angle	
	Reflected-only $EF_{r,E}$	Total EF_E	Reflected-only p_r	Total p	Reflected-only χ_r	Total χ
vs E (for three disc ionizations , $2 \times h$, $2 \times a$, $3 \times i$, unpolarized primary)	2	3	4	5	8	(= 8)
vs h and i (for neutral disc, $2 \times a$, five energy bands , unpolarized primary)				6		9^b
vs h and i (for highly ionized disc, $2 \times a$, five energy bands , unpolarized primary)				7^a		10
vs E (for neutral disc, $2 \times h$, one choice of (a, i) three incident polarization states)			11	12	13	
vs E (for neutral disc, $2 \times h$, $2 \times a$, $3 \times i$, three incident polarization states)						14
vs E (for two different reflection tables , neutral disc, $1 \times h$, $2 \times a$, $3 \times i$, 3 incident polarization states)			17^c	18^c	19^c	20^c

We stress in bold the most visible distinction of the curves in each figure, which is given by the colour code. All figures and curves within are for the case $\Gamma = 2$, if not mentioned otherwise. We distinguish the disc ionization by the M_{BH} and L_X/L_{Edd} parameters in the global model (see the text further).^aIs also re-created for $\Gamma = 3$ in Fig. 16.

^bIs also re-created for $p_0 = 0.01$, $\chi_0 = 90^\circ$ in Fig. 15.

^cThe x -axis range is shrunked to $E \in [1, 100]$ keV.

where the primary polarization state is defined by the polarization degree, p_0 , and the polarization angle, χ_0 . Naturally, when we compute the observed polarization, full general-relativistic computations of the change of the polarization angle from the lamp towards a distant observer and towards the disc as well as from the disc towards the observer are implemented, see Appendix A for more details. Lastly, note that with respect to Dovčiak et al. (2011), we have also corrected a sign error in the definition of the local polarization angle of the disc emission, see Appendix B for more details. Because we plan to rework the entire discussion of polarization for a distant observer in Section 3, using the new local reflection tables from Podgorný et al. (2022) and including other improvements in the KY codes since Dovčiak et al. (2011), this correction does not propagate to the main results of this paper. We name the new model as KYNSTOKES, with reference to the Monte Carlo code, STOKES, that was used to compute the local reflection polarization tables. See the data availability section for a link to external repository of KYNSTOKES, including user instructions.

3 RESULTS FOR A DISTANT OBSERVER

In order to discuss the spectral and polarization properties obtained by KYNSTOKES clearly, for each set of parameters, we will first elaborate on the reflected-only emission and then show the total emission including the primary radiation. We will first discuss the spectra, polarization degree, and polarization angle versus energy for unpolarized primary radiation and $\Gamma = 2$ and only in the end add a commentary on the effect of non-zero incident polarization and variable photon-index. We show examples for two cases of the black-hole spin, non-rotating Schwarzschild black hole with $a = 0$, and maximally rotating Kerr black hole with $a = 1$, three inclinations, $i = 30^\circ$, 60° , and 80° ,⁶ for the energy range of 0.1 – 100 keV with 300

energy bins following the resolution of the local reflection tables, although KYNSTOKES allows arbitrary binning. Note that while the y -range for all shown quantities (relative flux, polarization degree, and angle) is fixed within panels of each figure for better comparison, it changes between the figures for better readability. Table 1 summarizes the order and content of all figures in the main paper body.

3.1 Intensity

Figs 2 and 3 represent the reflected-only and total spectra for a selection of different ionizations of the disc, corona heights, BH spins, and system inclinations. We show the spectra normalized to the value of each curve at 50 keV and we multiply by E^Γ in order to ignore the amplitude and slope changes and in order to show absorption and spectral features more clearly. The disc integrated reflection spectra show the usual features such as the Fe $K\alpha$ line at 6–7 keV, a forest of lines below 3 keV, and the Compton hump above 10 keV that are relativistically smeared, especially in the configurations where more radiation reaches the inner-most parts of the disc (i.e. for lower primary source heights and higher black-hole spins) and for higher inclinations. Note that in case of the total observed emission, these features are further diluted by the continuum power law, Fig. 3. This general spectral behaviour obtained by KYNSTOKES using the STOKES local tables resembles well the predictions previously appearing in the literature (see e.g. García et al. 2014). It was checked that high lamp-post heights represent Newtonian limits on light bending effects and angular aberration (approaching the results shown in Fig. 1).

Typically the blurred Fe $K\alpha$ line in the total spectrum serves as a powerful feature for fitting inclination, spin and disc's ionization in spectra of AGN and XRBs (see e.g. Dovčiak et al. 2004b; Miniutti

⁶Although the high inclinations are not plausible for direct observations due to expected obscuration, the obtained spectro-polarimetric properties might be useful for precise modeling of e.g. torus illumination (Marin et al. 2018a;

Marin, Dovčiak & Kammoun 2018b) therefore we show these examples as well. In addition, by this choice we allow a direct comparison with the similar selection of parameters in Dovčiak et al. (2011).

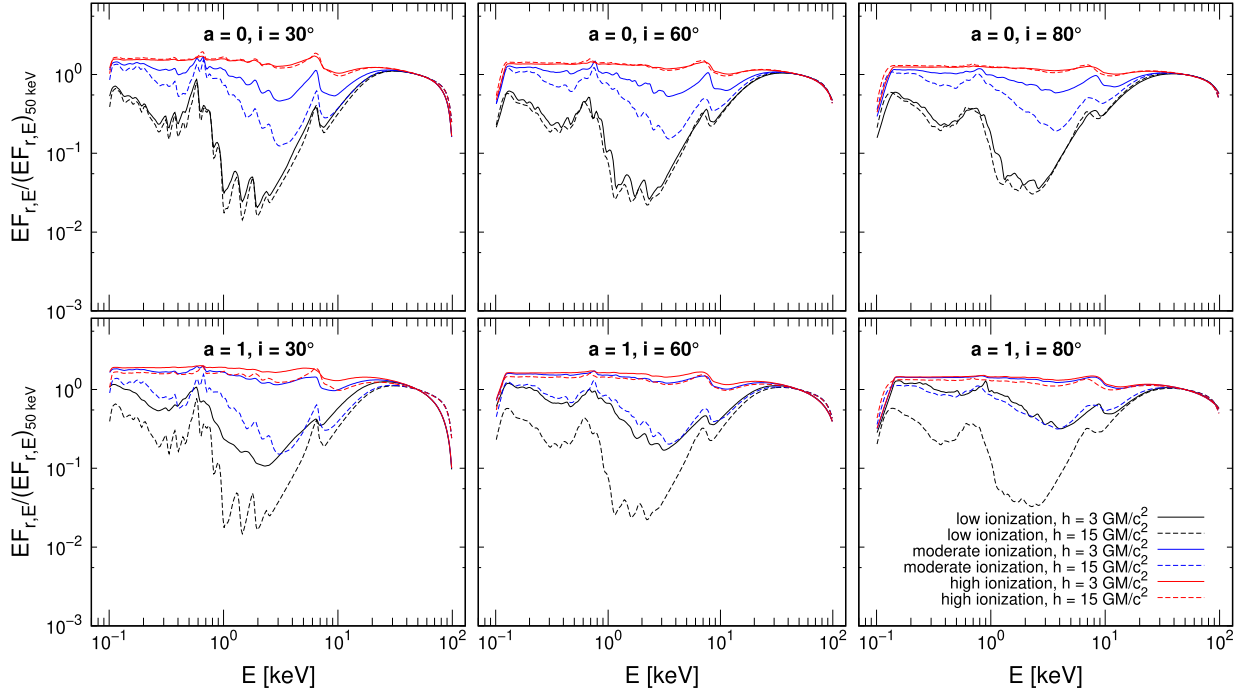


Figure 2. The reflected-only spectra of the accretion disc for distant observer, $EF_{r,E}$, normalized to value at 50 keV, obtained by KYNSTOKES for black-hole spins $a = 0$ (top) and $a = 1$ (bottom), disc inclinations $i = 30^\circ$ (left), $i = 60^\circ$ (middle), and $i = 80^\circ$ (right), $\Gamma = 2$ and unpolarized primary radiation, using the STOKES local reflection model in the lamp-post scheme. We show cases of two different heights of the primary point-source above the disc $h = 3 GM c^{-2}$ (solid lines) and $h = 15 GM c^{-2}$ (dashed lines), and neutral disc (for $M_{\text{BH}} = 1 \times 10^8 M_\odot$ and observed 2–10 keV flux $L_X/L_{\text{Edd}} = 0.001$, black lines), moderately ionized disc (for $M_{\text{BH}} = 3 \times 10^6 M_\odot$ and observed 2–10 keV flux $L_X/L_{\text{Edd}} = 0.01$, blue lines) and highly ionized disc (for $M_{\text{BH}} = 1 \times 10^5 M_\odot$ and observed 2–10 keV flux $L_X/L_{\text{Edd}} = 0.1$, red lines).

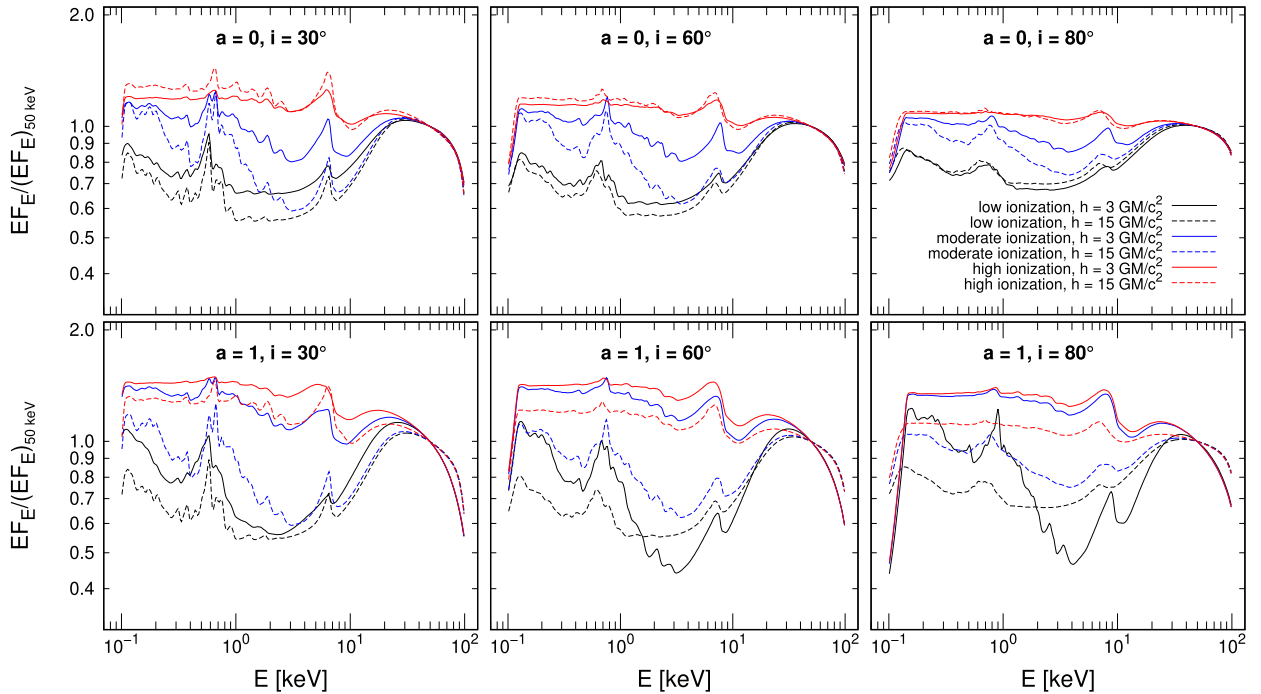


Figure 3. The total spectra of the accretion disc for distant observer, EF_E , normalized to value at 50 keV, for the same parametric setup as in Fig. 2, displayed in the same manner.

& Fabian 2004; Vaughan & Fabian 2004; Seward & Charles 2010) due to the fact that its shape strongly depends on these parameters through the GR effects, e.g. the relativistic broadening of the line is most extreme in cases when more radiation hits innermost regions

of the disc close to the black hole. We refer to Cunningham (1975); Dovčiak et al. (2011, 2014), and Dauser et al. (2014) for an extensive discussion of these effects. Here we just shortly summarize the main features:

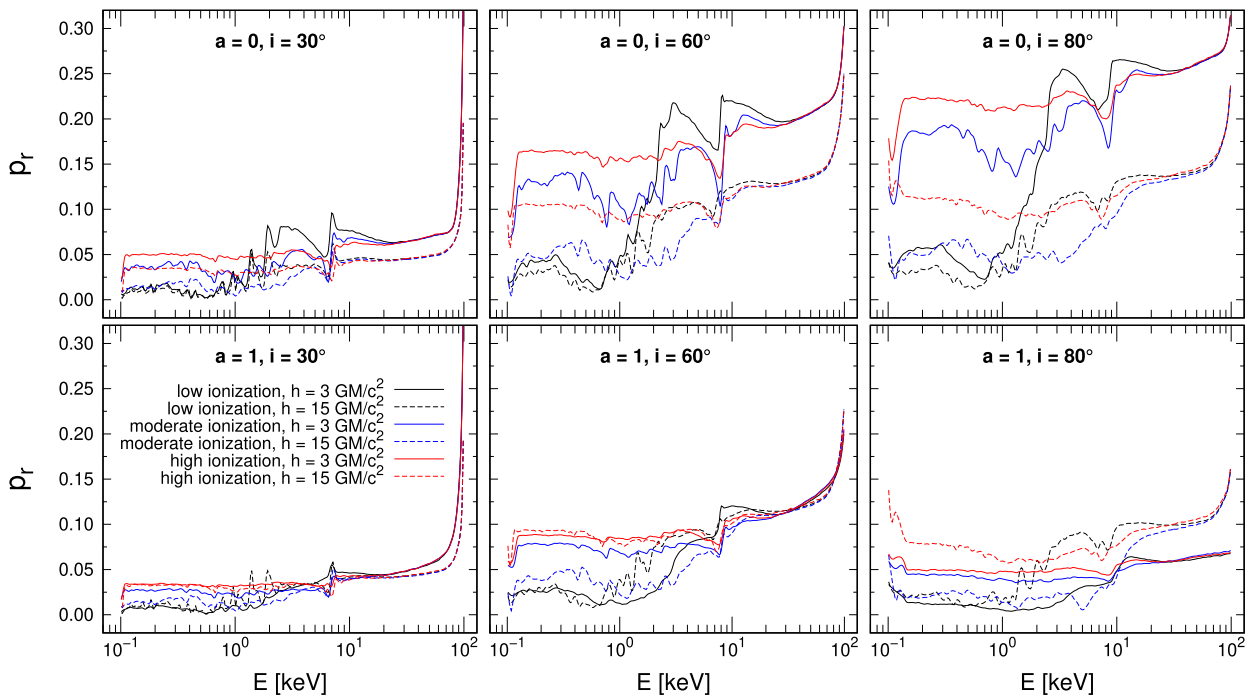


Figure 4. The reflected-only polarization degree, p_r , versus energy for the same parametric setup as in Fig. 2, displayed in the same manner.

(i) the emission angle is not equal to the observer’s inclination and varies with the position on the disc,

(ii) the emission from different areas of the disc is shifted in energy and amplified or suppressed by GR effects in a non-axisymmetric way,

(iii) the illumination pattern and thus ionization of the disc changes with primary source height and thus changes the disc response,⁷

(iv) the relativistic rotation of the polarization angle depends on inclination, black-hole spin, and lamp-post height,⁸

(v) the BH spin shrinks the inner disc radius and changes light bending effects in the vicinity of the black hole.

The spectrum for a distant observer depends strongly on the ionization of the accretion disc. The ionization in the global model is mainly influenced by the BH mass and intrinsic luminosity of the primary source. The latter increases the ionization parameter, while the former diminishes ionization because it changes the distance in physical units between the source and the disc. In a more realistic model, we would have to account also for the effect of BH mass on the disc density [directly involved in the definition of the ionization parameter (1)] and that the disc density changes with radial coordinate. In our examples we chose three realistic combinations of M_{BH} and L_X/L_{Edd} to mimic (almost) neutral, moderately ionized and highly ionized disc. The disc ionization (dependent on radius) creates a specific spectral signature for a distant observer, and contributions of differently ionized parts of the disc to the total observed spectrum will be dependent on the corona height and BH spin.

⁷In this paper, the energy dependence differs substantially in comparison with Dovčiak et al. (2011), as ionization of the disc is properly treated.

⁸This is also a new effect to be considered, as we have now implemented the possibility of a polarized primary towards the disc and towards the observer.

3.2 Polarization degree

Figs 4 and 5 represent the polarization degree with energy for the reflected-only and total emission, respectively. These results are unique, because the local reflection tables from Podgorný et al. (2022) represent the first numerical estimate of locally induced polarization by disc reflection, including proper treatment of multiple Compton scatterings and ionization. We show the same parametric configurations as on the spectral Figs 2 and 3. One may now estimate to what extent disc reflection can enhance the polarization degree in the AGN inner-accreting region in the lamp-post scheme. Global reflected-only polarization degree can reach up to 25 per cent in the Compton hump region in the most favourable configurations. The polarization degree induced by reflection at infinity is of course lower than in the local co-moving frame. This was already indicated by the magnitude of the local polarization degree, $p(E)$, integrated over all emission angles shown in Fig. 1 that is much lower when compared to the results for particular scattering geometry provided in Podgorný et al. (2022). The total polarization degree can reach up to 9 per cent in the Compton hump region in the most favourable configurations. This illustrates the depolarization effect of the completely unpolarized primary emission when added to the highly polarized reflected component.

We refer to Table 2 for the predicted average total polarization degree values in the energy ranges of the forthcoming main X-ray polarimetric missions for a few generic parametric selections. The presented model with the STOKES local reflection tables has much higher energy resolution than any currently functioning or forthcoming X-ray polarimeter [in 2–8 keV for IXPE (Weisskopf et al. 2022) and eXTP (Zhang et al. 2016, 2019a), in 15–80 keV for XL-Calibur (Abar et al. 2021)] could achieve for such faint sources as AGNs, in order to e.g. apply the predicted line behaviour for polarimetric fitting of AGN properties. We plan to provide a deep discussion of observational prospects by KYNSTOKES in a future paper, including data simulations for some particular X-ray polarimetric missions.

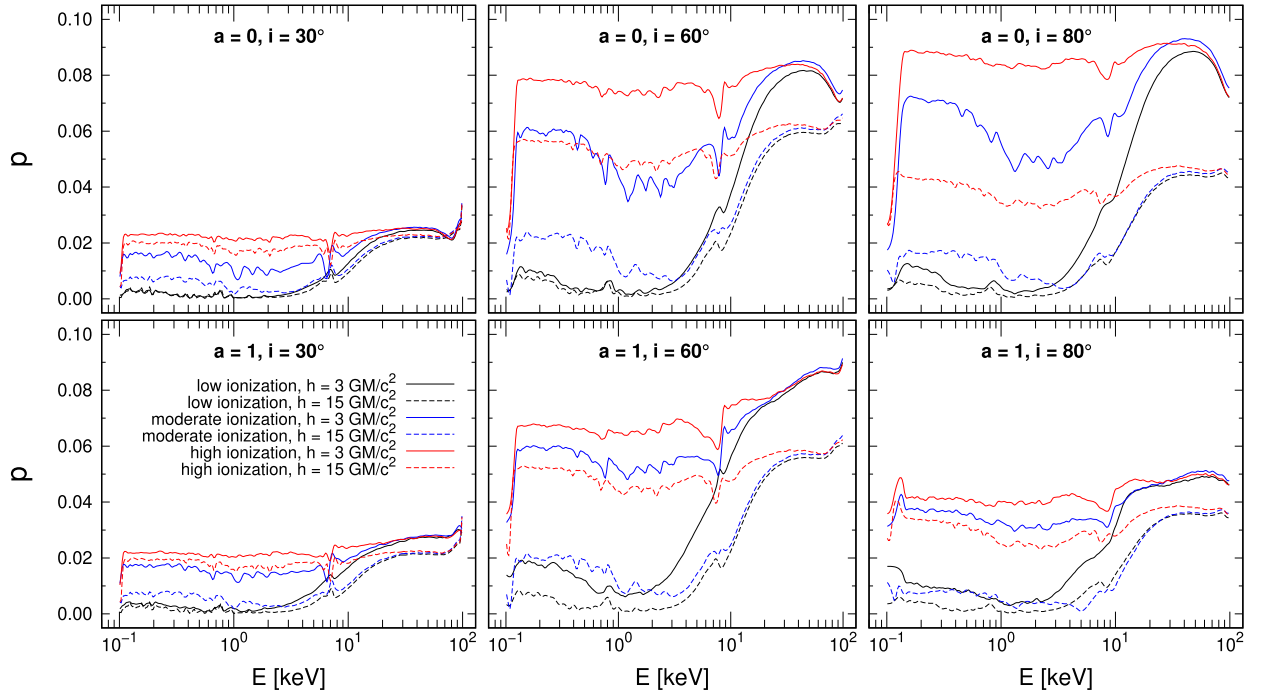


Figure 5. The total polarization degree, p , versus energy for the same parametric setup as in Fig. 2, displayed in the same manner.

Table 2. The average total polarization degree $100 \cdot \bar{p}$ [per cent] between 2–8 keV (the IXPE or eXTP mission range) and 15–80 keV (the XL-Calibur balloon experiment range) for unpolarized primary radiation and $\Gamma = 2$.

		$i = 30^\circ$	$i = 60^\circ$	$i = 80^\circ$					
IXPE and eXTP (2–8 keV)	$h = 3 \text{ GM } c^{-2}$	$a = 0$	0.33	2.17	1.03	7.47	1.03	8.40	
		$a = 1$	0.55	2.15	2.12	6.65	1.01	4.08	
	$h = 15 \text{ GM } c^{-2}$	$a = 0$	0.24	1.78	0.81	4.97	0.43	3.50	
		$a = 1$	0.24	1.73	0.59	4.59	0.36	2.57	
	XL-Calibur (15–80 keV)	$h = 3 \text{ GM } c^{-2}$	$a = 0$	2.29	2.47	7.48	8.24	7.95	9.01
			$a = 1$	2.51	2.62	7.78	7.97	4.63	4.80
XL-Calibur (15–80 keV)	$h = 15 \text{ GM } c^{-2}$	$a = 0$	2.03	2.24	5.44	6.10	3.99	4.60	
		$a = 1$	1.98	2.18	5.11	5.70	3.25	3.72	

We show cases of neutral disc ($M_{\text{BH}} = 1 \times 10^8 M_\odot$ and observed 2–10 keV flux $L_X/L_{\text{Edd}} = 0.001$, left cells in black) and highly ionized disc ($M_{\text{BH}} = 1 \times 10^8 M_\odot$ and observed 2–10 keV flux $L_X/L_{\text{Edd}} = 0.1$, right cells in red) and various combinations of lamp-post heights h , black-hole spins a and disc inclinations i .

The general pattern of the reflected polarization degree with energy for a distant observer resembles the pattern expected from the local reflection tables in Podgorný et al. (2022) or their integration in angular space in Fig. 1. The role of the ionization parameter ξ is again represented by the combination of M_{BH} and L_X/L_{Edd} that mostly affect the disc overall ionization in Figs 4 and 5; we can clearly see depolarization of lines resulting from the local reflection tables. This is mostly prominently on the Fe line complex, where you can note that the decrease of polarization degree has inverse line profile with the increase of flux in the spectra, including the relativistic smearing.

Due to relativistic effects, both the emission angle and the change of polarization angle vary across the disc. In some cases this can lead to enhancement of the polarization degree, rather than further depolarization with respect to the uniform integration in angular space (for detailed discussion, see e.g. Dovčiak et al. 2011). This is seen also in our latest results by comparison of amplitudes of the reflected polarization degree curves in Figs 1 and 4. For example, the inclination of 60° and low BH spin for the highly ionized disc may lead to energy averaged polarization degree around 15 per cent

compared to the maximum 10 per cent obtained by the simple Newtonian integration. The dependence of the polarization degree on height and inclination for two BH spin values and different energy bands in the full general-relativistic regime is shown in Figs 6 and 7 for a neutral and ionized disc, respectively. These can be directly compared with the results presented in Dovčiak et al. (2011). Comparing the energy dependence on both of these figures, one can clearly see the energy flattening of $p(E)$ for the ionized case as opposed to the neutral case. For both of these cases, the average polarization degree rises with energy in all configurations, because the harder the detected X-rays are, the more we register purely Compton-scattered photons carrying highly polarized signal.

Figs 6 and 7 for the total emission suggest a non-monotonic behaviour of p with inclination. It is important to model the polarization also for high inclinations precisely, because the AGN torus polarization models have to account with a possibly polarized illumination (Marin et al. 2018a, b). The highest polarized fraction of the X-rays at infinity in our model is generally reached at about $i \approx 65^\circ$. The primary radiation that reaches the observer directly is

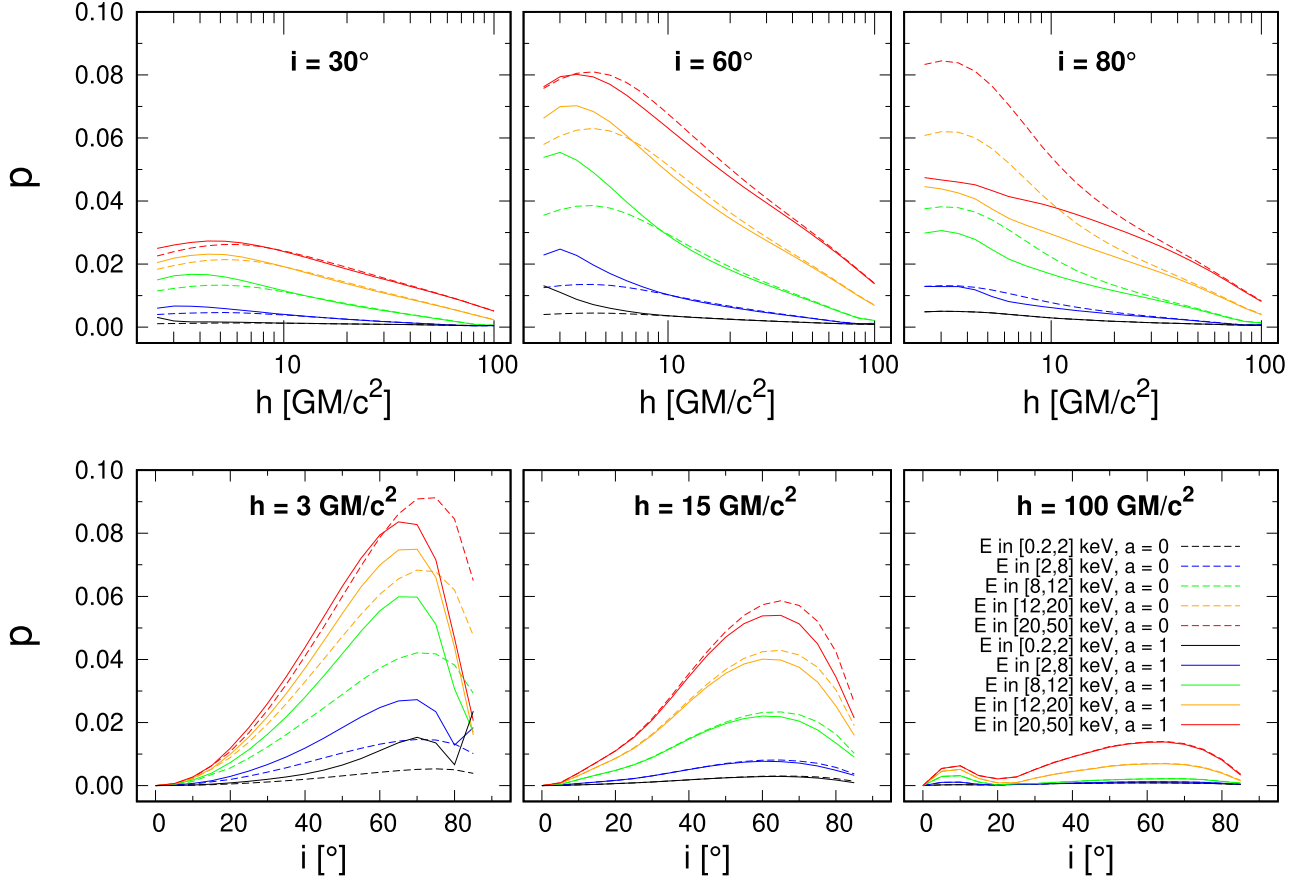


Figure 6. Top panel: The total average polarization degree, p , versus height of the primary point-source above the disc for disc inclinations $i = 30^\circ$ (left), $i = 60^\circ$ (middle), and $i = 80^\circ$ (right), $\Gamma = 2$, unpolarized primary radiation, $M_{\text{BH}} = 1 \times 10^8 M_\odot$, and observed 2–10 keV flux $L_X/L_{\text{Edd}} = 0.001$, i.e. neutral disc. We show cases of two black-hole spins $a = 0$ (dashed) and $a = 1$ (solid) and for energy bands $E \in [0.2, 2]$ keV (black), $E \in [2, 8]$ keV (blue), $E \in [8, 12]$ keV (green), $E \in [12, 20]$ keV (orange), and $E \in [20, 50]$ keV (red). Bottom panel: The total average polarization degree, p , versus disc inclination for heights of the primary point-source above the disc $h = 3 \text{ GM c}^{-2}$ (left), $h = 15 \text{ GM c}^{-2}$ (middle), and $h = 100 \text{ GM c}^{-2}$ (right), for the same configuration as on the top panel.

almost unaffected by the inclination. In Fig. 1 we already showed that the rise (from $i \approx 30^\circ$ to $i \approx 60^\circ$) and some flattening (from $i \approx 60^\circ$ to $i \approx 80^\circ$) of the polarization degree occurs in plain integration of the local tables in the (μ_i, Φ_e) space. Thus, we conclude that the behaviour of p with i is a combination of averaging over different local geometries and global relativistic effects. For the highest inclinations, the polarized fraction decreases, because the reflection fraction is lower with respect to the unpolarized primary and because more configurations of geometry of scattering are included. The lamp-post with fixed height does not change the incident reflection angles for different disc inclination, while the emission angles vary due to light-bending. The critical point (with photons that reach the observer being emitted in the normal direction to the disc) may be located very close behind the BH from the observer’s point of view at high inclinations. Since the reflected flux is the highest from the innermost disc regions, the low-polarized contribution (see Fig. 1) from the highest local emission cosines μ_e can be significant in the total signal.

From Fig. 4 one may infer that higher spin produces lower overall amplitude of the reflected polarization for most of the configurations. This is because in the parts closest to the ISCO (which descends towards the BH for faster rotating BHs) there is more dramatic change of the polarization angle and the emission angle, leading to the globally depolarized signal. Figs 6 and 7 show the more subtle role of spin for the total spectra at infinity in various cases, when the primary is added. The further we reach out with the lamp-post

height, the less of an impact spin has. In the most inclined sources with the lowest lamp-post heights (i.e. when vast majority of studied geodesics are prone to large spacetime curvature), the distinction between the two studied spin cases is the clearest.

We expect the total polarization to decrease with height, since the fraction of unpolarized primary radiation increases due to light-bending effects. We note that for heights close to $h = 100 \text{ GM c}^{-2}$ we lack a fraction of the reflected light due to the default disc truncation at $r_{\text{out}} = 400 \text{ GM c}^{-2}$. The top panels of Figs 6 and 7 remain qualitatively the same, if we extend the outer disc radius to $r_{\text{out}} = 1000 \text{ GM c}^{-2}$, only with a slightly higher polarized fraction at the high lamp-post height tail. This monotonous behaviour of polarization with height is only distorted for lamp-posts closest to the BH, where the geometry of scattering varies a lot in the inner accretion disc and the strong-gravity effects are largest.

3.3 Polarization angle

As in the previous sections, also in this one it is assumed that the primary radiation is unpolarized. This is why the total polarization angle χ is the same as the reflected-only polarization angle χ_r at infinity. Despite the fact that the polarization in this case can only originate in the disc re-processing, we note that the polarization angle is in general a very sensitive quantity to the general relativistic effects, as its rotation in the polarization plane can be significant even

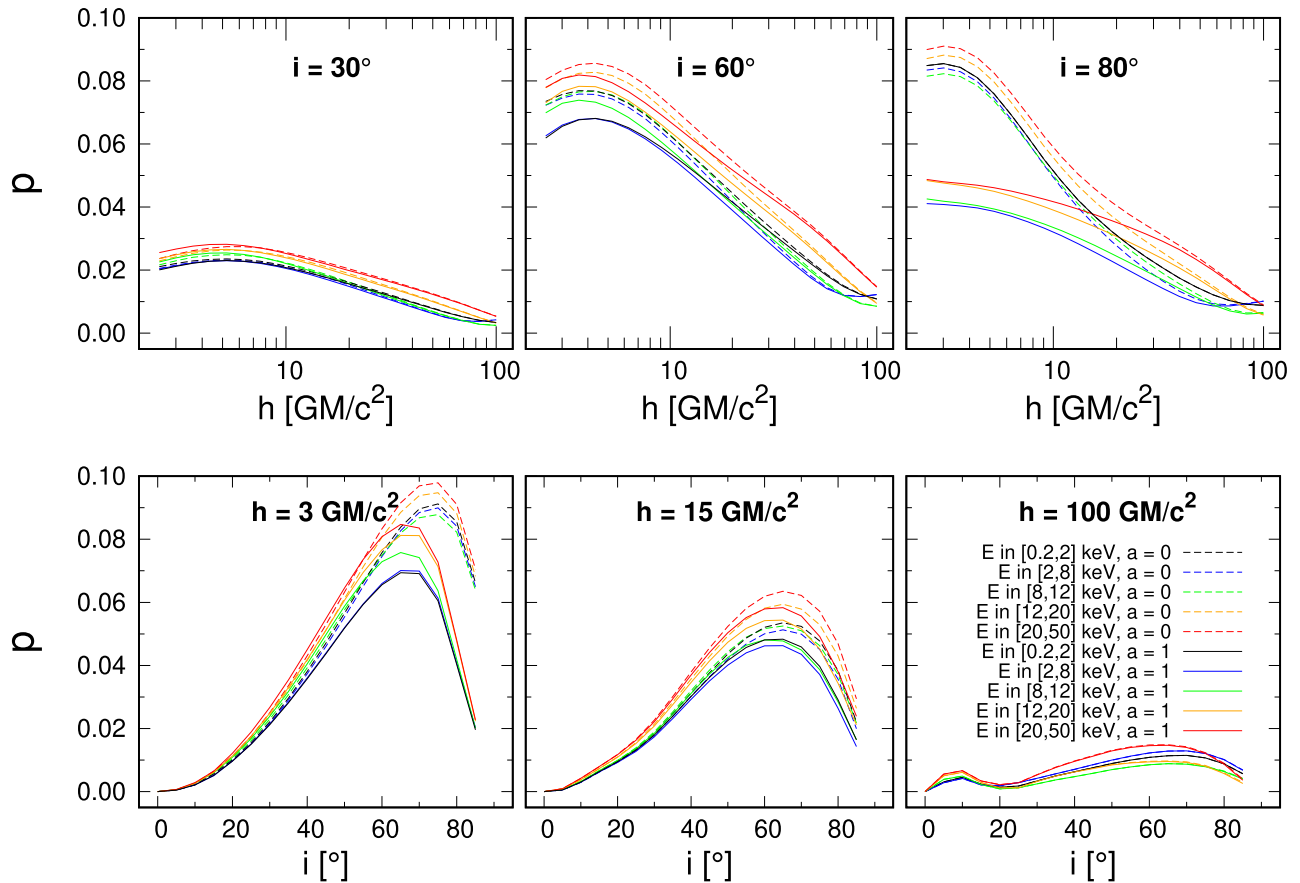


Figure 7. The total average polarization degree, p , versus energy for ionized disc ($M_{\text{BH}} = 1 \times 10^5 M_\odot$ and observed 2–10 keV flux $L_X/L_{\text{Edd}} = 0.1$), otherwise for the same parametric setup as in Fig. 6, displayed in the same manner.

at large distances far from the black hole (see fig. 3 in Dovčiak et al. 2008).

The polarization angle energy dependence of the reflected radiation for the same parameter values as in Figs 2, 3, 4, and 5 is shown in Fig. 8. One can see polarization angle variations due to unpolarized spectral lines at energies below 3 keV and close to iron line complex that were already present in the local tables [see Podgorný et al. (2022) and Section 2.1.1]. In the same manner with the ionization parameter, ξ , in the local co-moving frame, the spectral lines are most dominant for the case of neutral disc (black lines). For high inclination, low height and high BH spin cases, we again observe the relativistic weighted integration and line broadening that smear and suppress these sharp energy features originating from the local reflection tables.

Note that in the local reflection tables the continuum polarization angle is almost constant in energy with its value close to $\chi_r \approx 90^\circ$, i.e. close to be parallel with the disc, if uniformly integrated in the angular space (Podgorný et al. 2022). When computing the relativistic reflection from the full accretion disc, the total polarization angle comes out to be $0^\circ \lesssim \chi_r \lesssim 20^\circ$ slightly increasing with height and we notice steeper increase for the heights above ≈ 40 GM/c² and non-constancy in energy (most significantly for higher i and a). We account this to the interplay of distorted geometry of scattering (i.e. the selection of incident and emission angles – including aberration effects – that causes weighting of directions in the course of the relativistic integration), light-bending effects

along the geodesics (from the disc to the observer only in this case of unpolarized primary) and the general-relativistic rotation of the polarization angle along the geodesics (from the disc to the observer only in this case of unpolarized primary), which are all more likely for increasing a and i and decreasing h . We also provide the dependency on height and inclination of the average polarization angle in different energy bands and the two extreme spin cases. Figs 9 and 10 represent the neutral and ionized disc cases, respectively. Especially in the ionized case (or at higher energies in general), which are not distorted by spectral lines variations, we may inspect the continuum χ_r dependency on height and inclination in a greater detail. The trend changes for low heights and high inclinations are caused by the relativistic effects. The height of the lamp-post only affects the different geometry of scattering here, as there is no polarization angle to be studied from the lamp to the disc, nor directly from the lamp to the observer. The polarization angle can take arbitrary value, if the polarization degree is approaching zero. Another situation when the polarization angle is arbitrary is when the photon direction is parallel with the normal to the disc, which defines the angle by projection to the polarization plane. The departures at high heights for the polarization angle can be explained by the first case (see Figs 6 and 7), the departures at low inclinations by the second case in addition to the first. One can also notice on the dispersion in the colour code (most prominently for the highest lamp-posts) the slight dependency on energy for the continuum χ_r at infinity.

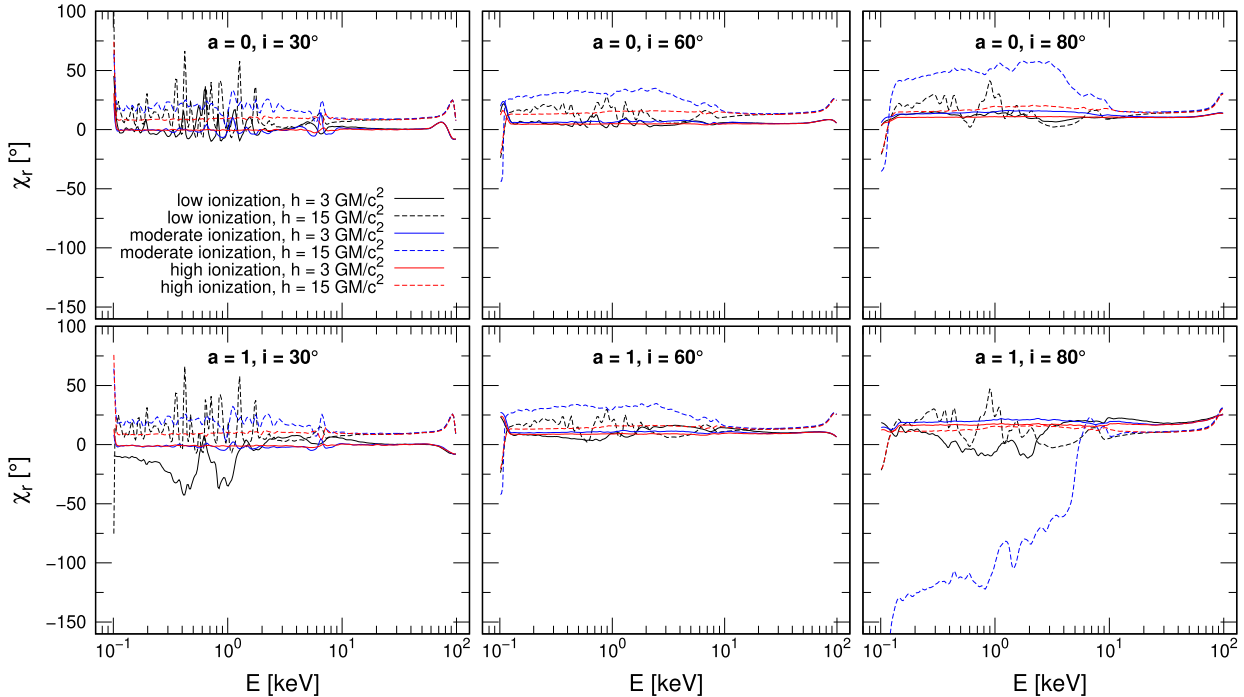


Figure 8. The reflected-only polarization angle, χ_r , versus energy for the same parametric setup as in Fig. 2, displayed in the same manner.

3.4 Non-zero incident polarization impact

In this section, we plan to discuss the impact of variable incident polarization that we studied in semi-realistic conditions of $p_0 = 0$ (purple lines in figures), $p_0 = 0.01$ and $\chi_0 = 0^\circ$ (green lines in figures), $p_0 = 0.01$ and $\chi_0 = 90^\circ$ (orange lines in figures; Beheshtipour et al. 2017; Beheshtipour 2018; Tamborra et al. 2018). But we note that KYNSTOKES allows for studies of arbitrary primary polarization state, which is calculated at the disc from the 0 per cent and 100 per cent polarized local reflection tables through (2). We preserve the distinction in height h by the solid ($h = 3 \text{ GM } c^{-2}$) and dashed lines ($h = 15 \text{ GM } c^{-2}$) in the figures. We did not find any significant impact on the spectral results for a distant observer (a result already predicted by the local studies in Podgorný et al. 2022) therefore we reduce the discussion only to the polarization quantities.

Apart from the total polarization angle χ for the case of neutral disc, where the discussion is more interesting and the impact is large, the effect of non-zero incident polarization is qualitatively similar for the a and i cases studied. Therefore, Figs 11, 12, and 13 provide the resulting p_r , p , and χ_r , respectively, with energy for one combination of a and i and the neutral disc. We also omit the results for highly ionized discs, as the stronger reflection contribution in such cases is responsible for the same primary polarization effects seen in the neutral reflection without the more interesting high contribution of primary radiation of particular polarization.

The polarization degree (total or reflected-only) tends to have qualitatively the same response to the tested incident polarization cases at hard X-rays for all other parameter values and it results in the change of the polarization degree of $\lesssim 1$ per cent. The originally horizontally polarized light (orange lines) is slightly diminished with respect to the unpolarized light (purple lines), while the vertically polarized light (green lines) is slightly enhanced. This effect is also seen if we test larger $p_0 = 2$ per cent with linearly higher difference from $p_0 = 0$ per cent on the output. Regarding the disc re-processing stage, in the local co-moving frame we already showed in Podgorný

et al. (2022) that the Q and U Stokes parameters depend on the initial polarization state. This dependency is further complicated for a distant observer due to the superposition of photons with different polarization angles, which change along each geodesic differently. Now for the orange and green lines the relativistic rotation also matters for the photon trajectories between the lamp and the disc and between the lamp and the observer. In general the impact of this variable incident polarization of $p \leq 1$ per cent on the observed polarization angle is $\lesssim 1.5^\circ$ in the reflected (continuum) component and $\lesssim 4^\circ$ when the primary is added, because it adds an unprocessed signal with constant direction of polarization, which disrupts the symmetry for a distant observer. Otherwise the results in both emergent polarization degree and angle are symmetric with respect to the unpolarized primary case when switching from horizontal to vertical incident polarization angle and keeping the same non-zero incident polarization degree.

The primary emission at infinity also disrupts the general pattern for the neutral disc case in the orange lines at $E < 8$ keV, i.e. the energy band, where the IXPE and eXTP instruments operate. This occurs for both, the total polarization degree and angle, and is due to the lack of reflected component at soft X-rays for the low-ionized disc. The total polarization degree for the neutral disc case tends to unite in the green and orange at the soft X-rays, because the primary radiation prevails over the weak reflected component and the total polarization degree obtains more its original 1 per cent value even in the orange lines (with horizontally oriented polarization at the lamp-post). It is the orange lines which have significantly different orientation of the polarization vector with respect to the dominant $\approx 0^\circ$ value for the originally unpolarized light (purple lines) after the disc re-processing and relativistic integration. Therefore this effect is the clearest in Fig. 14 for the polarization angle. Fig. 15 provides an equivalent of Fig. 9 for the neutral disc case of the total χ , but for $p_0 = 0.01$ and $\chi_0 = 90^\circ$. We show this figure to probe the dependency on energy, h , i , and a of this effect visible in Fig. 14 in the orange

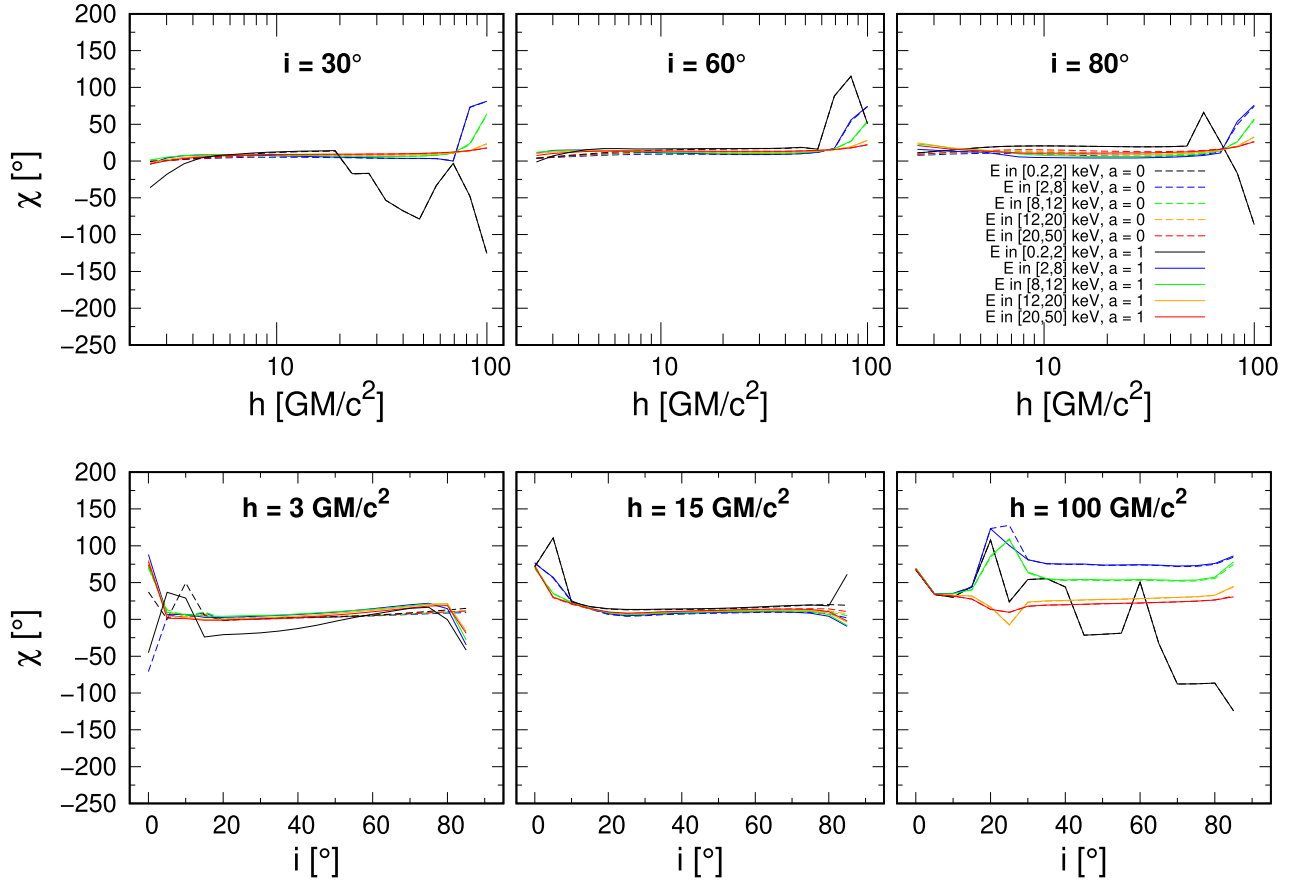


Figure 9. Top panel: The total average polarization angle, χ , versus height of the primary point-source above the disc for disc inclinations $i = 30^\circ$ (left), $i = 60^\circ$ (middle), and $i = 80^\circ$ (right), $\Gamma = 2$, unpolarized primary radiation, $M_{\text{BH}} = 1 \times 10^8 M_\odot$, and observed 2–10 keV flux $L_X/L_{\text{Edd}} = 0.001$, i.e. neutral disc. We show cases of two black-hole spins $a = 0$ (dashed) and $a = 1$ (solid) and for energy bands $E \in [0.2, 2]$ keV (black), $E \in [2, 8]$ keV (blue), $E \in [8, 12]$ keV (green), $E \in [12, 20]$ keV (orange), and $E \in [20, 50]$ keV (red). Bottom panel: The total average polarization angle, χ , versus disc inclination for heights of the primary point-source above the disc $h = 3$ GM c⁻² (left), $h = 15$ GM c⁻² (middle), and $h = 100$ GM c⁻² (right), for the same configuration as on the top panel.

lines from a different perspective. We may notice that the lowest energy bands tend to obtain the original $\chi_0 = 90^\circ$ value (or close by, since the rotation of the polarization angle from the lamp to the observer is negligible) and that the energy limit where this plays a role moves upwards for higher heights, as the reflected radiation loses its impact at infinity.

3.5 Dependence on the photon index Γ

Let us provide a few comments to the dependency of all Stokes parameters for the unpolarized primary radiation on the Γ parameter, which we held fixed until now. We did not discuss these dependencies in detail in Podgorný et al. (2022) on the local level, because the reflection tables produced by STOKES had uneven grid in the ξ parameter with respect to the Γ parameter for technical reasons. Now that KYNSTOKES performs all the necessary interpolations for us, we can reopen the discussion for a distant observer. We omit from the discussion the basic slope change in the total output for both the primary and reflected components, which is of course present. In general, this parameter also affects the disc ionization, which is theoretically more interesting. This is because if we fix the L_X/L_{Edd} , M_{BH} , and h parameters, which mostly affect the ionization in the global setup, the definition (1) of ξ imposes integration over the total energy range, and thus the photon index of the primary power-law is,

along with the constant n_{H} assumption, the only remaining parameter that changes the local ξ .

What we indeed observe in our reflected-only and total spectral results for various Γ tested is that higher photon index makes the spectral lines and absorption originating in the local disc re-processing more pronounced, since less energetic photons ionize the disc (see e.g. the local spectral behaviour with ξ integrated in angular space in Fig. 1). This is consistent with the local reflection dependencies on Γ provided in fig. 6 in García et al. (2013), which discusses the XILLVER tables obtained by a completely different method. This brings additional confidence to the use of our new STOKES local tables in addition to the discussion in Podgorný et al. (2022), including their local polarization component, which cannot be compared to any similar simulation in the current literature.

Since line features and absorption caused by disc ionization are also imprinted to the polarization degree with energy for a distant observer (see Figs 4 and 5), Γ affects the energy dependence of polarization degree at infinity induced by reflection. With higher Γ , we tend to see sudden depolarization between 0.8–4 keV, where the polarization degree with energy had a nearly flat curve in the moderately ionized (blue curves) and highly ionized (red curves) cases in Figs 4 and 5. We document the resulting dependency of the total polarization degree on Γ in different energy bands by providing a remake of Fig. 7 (showing the results for $\Gamma = 2.0$) but for $\Gamma = 3.0$ in Fig. 16. Notice the extended y-axis and the blue lines (representing

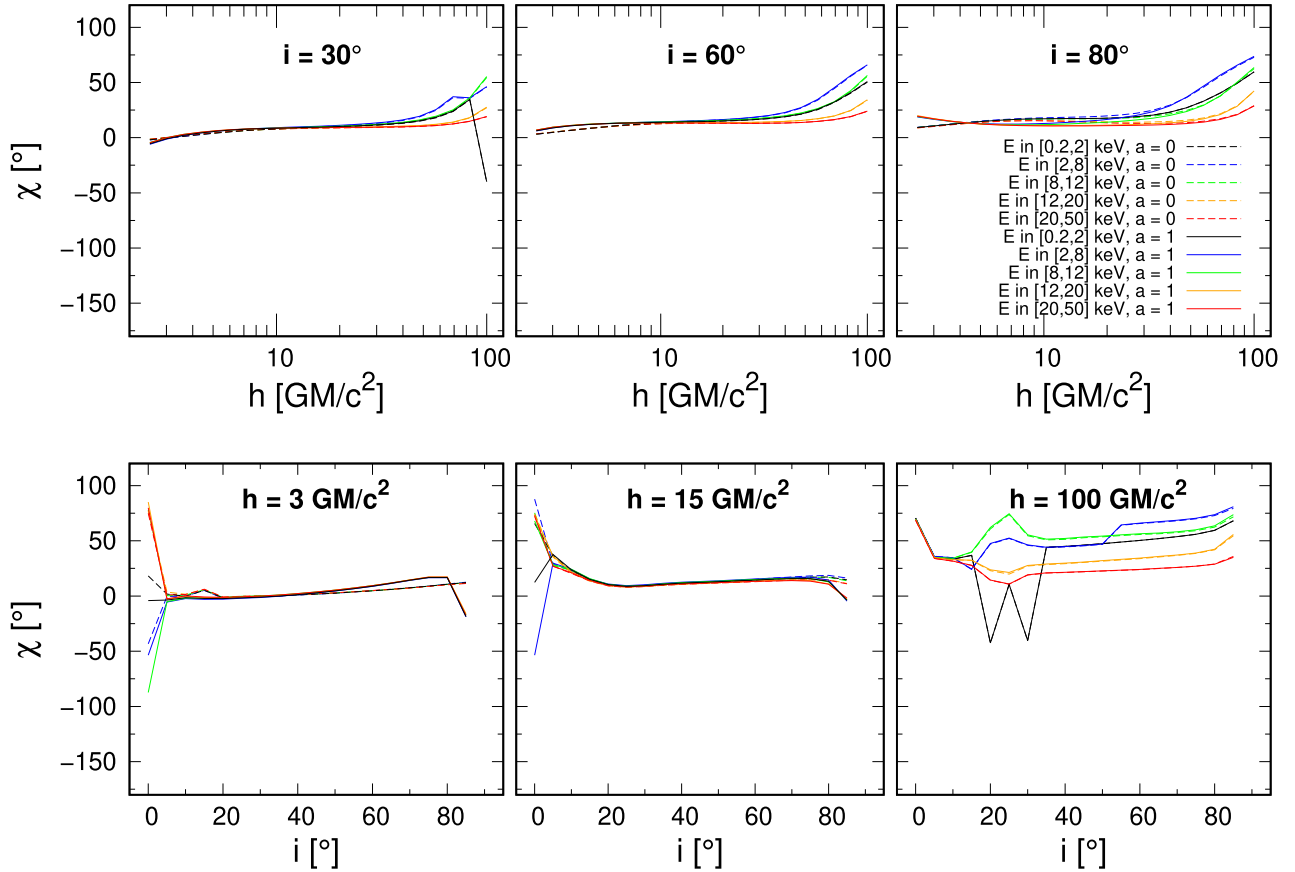


Figure 10. The total average polarization angle, χ , with energy for ionized disc ($M_{\text{BH}} = 1 \times 10^5 M_{\odot}$ and observed 2–10 keV flux $L_X/L_{\text{Edd}} = 0.1$), otherwise for the same parametric setup as in Fig. 9, displayed in the same manner.

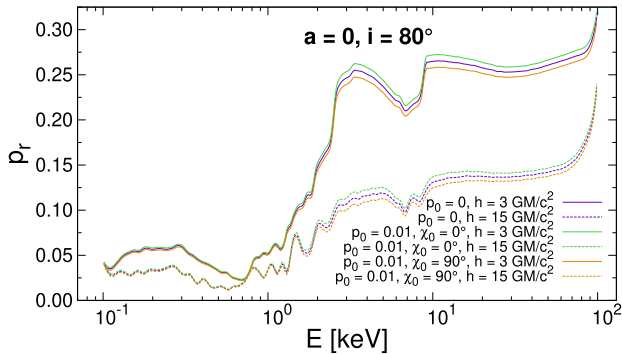


Figure 11. The reflected-only polarization degree, p_r , versus energy of the accretion disc for distant observer, obtained by KYNSTOKES for black-hole spin $a = 0$, disc inclination $i = 80^\circ$, $\Gamma = 2$ and for the neutral disc ($M_{\text{BH}} = 1 \times 10^8 M_{\odot}$ and observed 2–10 keV flux $L_X/L_{\text{Edd}} = 0.001$), using the STOKES local reflection model in the lamp-post scheme. We show cases of two different heights of the primary point-source above the disc $h = 3 \text{ GM c}^{-2}$ (solid lines) and $h = 15 \text{ GM c}^{-2}$ (dashed lines), and three different polarization states of the primary source: $p_0 = 0$ (purple), $p_0 = 0.01$ and $\chi_0 = 0^\circ$ (green), $p_0 = 0.01$ and $\chi_0 = 90^\circ$ (orange).

$E \in [2, 8]$ keV, which is the energy range of the IXPE and eXTP polarimeters) being significantly lower than rest of the curves. It further illustrates how the amount of reflected flux and how the disc ionization are connected to the h , a , i parameters, holding the $M_{\text{BH}} = 1 \times 10^5 M_{\odot}$ and observed 2–10 keV flux $L_X/L_{\text{Edd}} = 0.1$ fixed

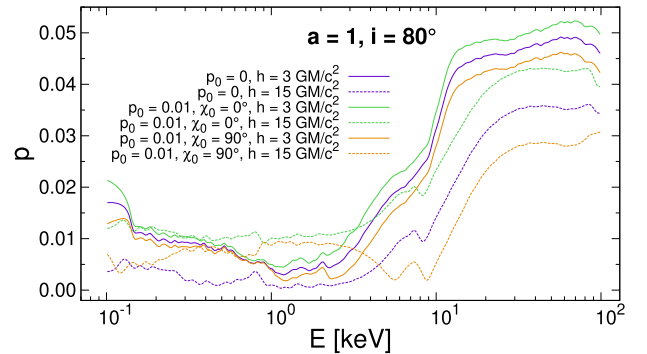


Figure 12. The total polarization degree, p , versus energy for black-hole spin $a = 1$, otherwise for the same parametric setup as in Fig. 11, displayed in the same manner.

with respect to the previously shown highly ionized disc case with $\Gamma = 2.0$ in Fig. 7. The polarization angle for a distant observer is also affected by Γ in terms of enhanced or suppressed presence of the line features.

4 DISCUSSION

4.1 Comparison with other computations

We refer to Podgorný et al. (2022) where we already compared the spectral part of the STOKES local tables to the XILLVER (García

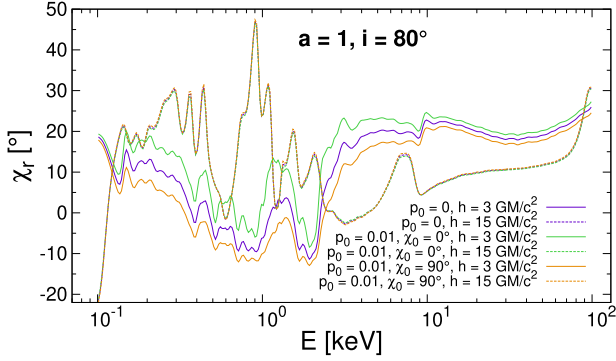


Figure 13. The reflected-only polarization angle, χ_r , versus energy for black-hole spin $a = 1$, otherwise for the same parametric setup as in Fig. 11, displayed in the same manner.

& Kallman 2010; García et al. 2011, 2013) and REFLIONX (Ross & Fabian 1993, 2005; Ross et al. 1999) tables directly in the local co-moving frame and discussed possible reasons for discrepancies. Let us now compare only the polarization part of the output in the same lamp-post integration scheme, but with different local reflection computations. From the same KY package (Dovčiak et al. 2004a, 2011) we will use the KYNLPCR routine, which uses the NOAR spectral reflection computations (Róžańska et al. 2002) and the commonly used Chandrasekhar’s analytical approximation (Chandrasekhar 1960) of single-scattering induced polarization. We will provide the results for the latest version of KYNLPCR. Therefore, our results may differ from the previous publications using KYNLPCR (Dovčiak et al. 2004a, 2011), because of the latest updates mentioned in Section 2.2. By performing the identical relativistic integration

(see Section 2.1.2) and assuming a neutral disc, we aim to show the difference and importance of the local reflection tables.

For simplicity, we will focus on the $h = 3 \text{ GM } c^{-2}$ and $\Gamma = 2$ case only, but let us keep the display scheme of spins $a = 0$ (top) and $a = 1$ (bottom) and disc inclinations $i = 30^\circ$ (left), $i = 60^\circ$ (middle), and $i = 80^\circ$ (right). We truncate the energy range below 1 keV for reasonable comparison due to the neutrality of the NOAR computations, which are used in KYNLPCR and which thus lack a soft X-ray component. We do not show the ionized case comparison for the same reason and only show neutral disc in KYNSTOKES ($M_{\text{BH}} = 1 \times 10^8 M_\odot$ and observed 2–10 keV flux $L_X/L_{\text{Edd}} = 0.001$). We keep the colour code from Section 3 for different incident polarization set by the p_0 and χ_0 values. We will use solid lines for the KYNSTOKES results and dashed lines for the KYNLPCR results.

Figs 17 and 18 show the reflected-only and total polarization degree with energy. Figs 19 and 20 show the same comparison for the reflected-only and total polarization angle with energy. Despite a general similarity of the two simulated polarization degree shapes with energy for a distant observer, in all of the displayed configurations in Figs 17 and 18, we observe a significant depolarization in KYNSTOKES results with respect to the predictions by Chandrasekhar’s approximation in the Compton hump region above 10 keV, where only continuum processes appear. This is the energy band where e.g. the XL-Calibur polarimeter operates. The result was already predicted by direct comparison on the local level in Podgorný et al. (2022), and it appears even in the total emission detected at spatial infinity. The main reason for the depolarization by approximately 55 percent is multiple scatterings, which are considered by the Monte Carlo simulator STOKES (Goosmann & Gaskell 2007; Marin et al. 2012, 2015; Marin 2018) and which cause larger dispersion in the emergent polarized signal. Also the elastic

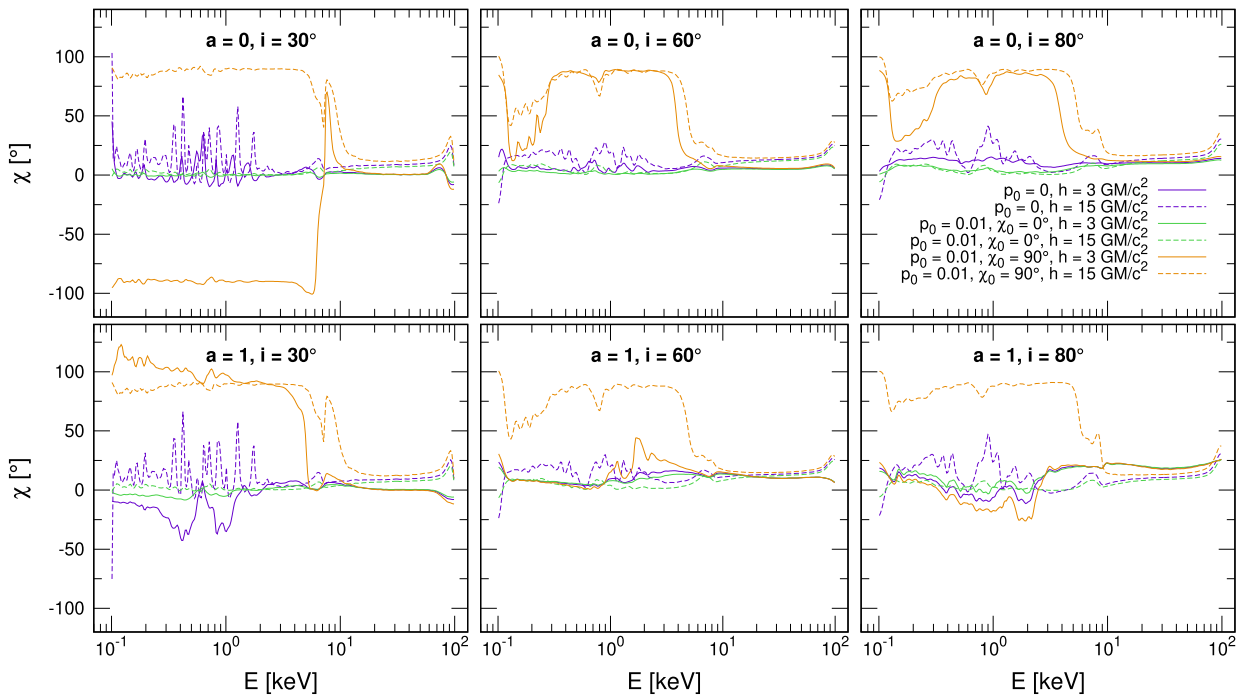


Figure 14. The total polarization angle, χ , versus energy of the accretion disc for distant observer, obtained by KYNSTOKES for black-hole spins $a = 0$ (top) and $a = 1$ (bottom), disc inclinations $i = 30^\circ$ (left), $i = 60^\circ$ (middle), and $i = 80^\circ$ (right), $\Gamma = 2$ and neutral disc ($M_{\text{BH}} = 1 \times 10^8 M_\odot$ and observed 2–10 keV flux $L_X/L_{\text{Edd}} = 0.001$), using the STOKES local reflection model in the lamp-post scheme. We show cases of two different heights of the primary point-source above the disc $h = 3 \text{ GM } c^{-2}$ (solid lines) and $h = 15 \text{ GM } c^{-2}$ (dashed lines), and three different polarization states of the primary source: $p_0 = 0$ (purple), $p_0 = 0.01$ and $\chi_0 = 0^\circ$ (green), $p_0 = 0.01$ and $\chi_0 = 90^\circ$ (orange).

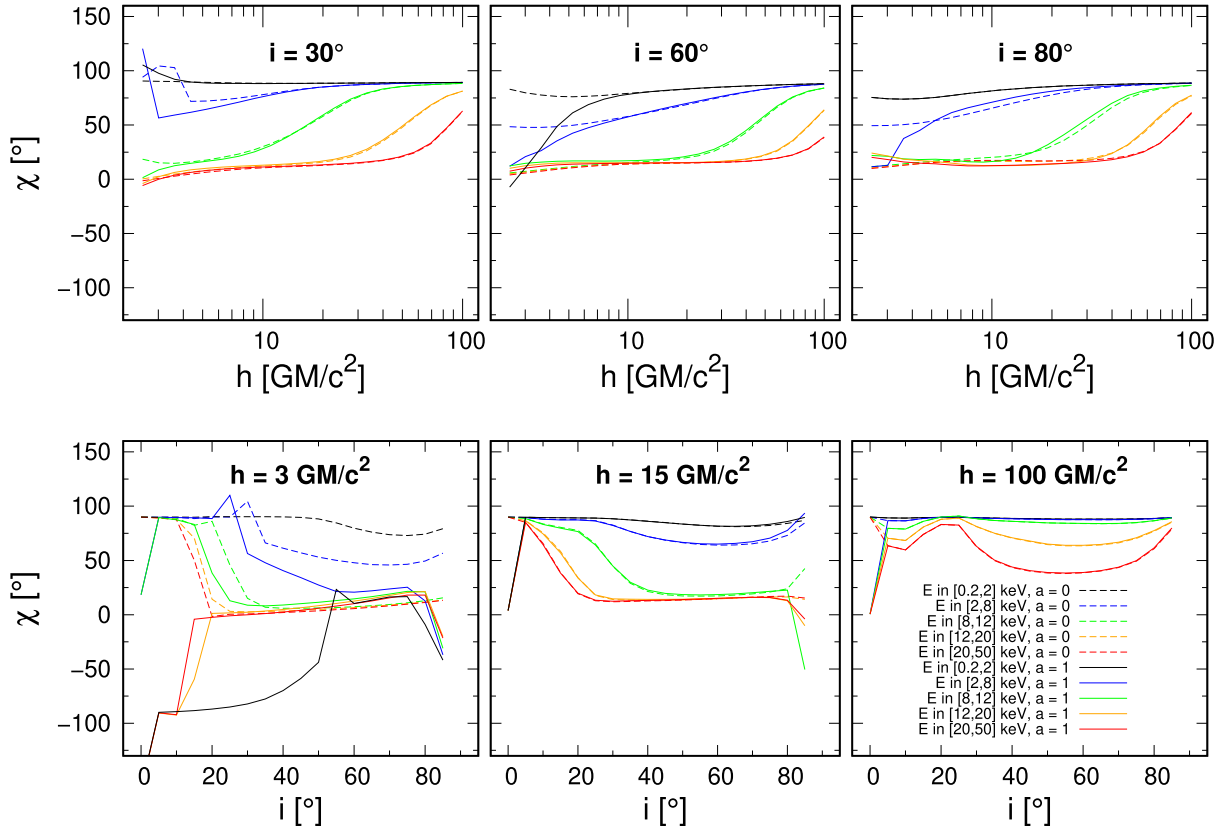


Figure 15. The total average polarization angle, χ , with energy for primary polarization of $p_0 = 0.01$ and $\chi_0 = 90^\circ$, otherwise for the same parametric setup as in Fig. 9, displayed in the same manner.

Rayleigh scattering assumed by the Chandrasekhar’s approximation is less realistic in such physical environment when compared to the proper Compton down-scattering taken into account by STOKES.

The unification of green and orange lines for the total polarization degree p in Fig. 18 towards the mid and soft X-rays for KYNLPCR (dashed lines) now confirms our previous explanation of this feature for KYNSTOKES (solid lines) in Section 3.4. There is a complete lack of reflected component at soft X-rays for a distant observer in the KYNLPCR code that assumes a cold neutral disc. A similar (but non-zero) weak reflected component with respect to the primary radiation is present at mid and soft X-rays in the KYNSTOKES computations for the neutral disc case, which we discuss here. Thus, the polarization degree is in the case of orange lines prone to obtain its original 1 per cent value given by the dominant direct primary radiation.

This is even more clear on the display of total polarization angle in Fig. 20, where the dashed orange lines obtained by KYNLPCR also follow the original $\chi_0 = 90^\circ$ value below $\lesssim 8$ keV. We see that it happens in more cases for the dashed orange lines than for the solid orange lines produced by KYNSTOKES. This is due to the true neutral disc assumption and a complete lack of the reflected component at soft X-rays in KYNLPCR. In Figs 19 and 20 we observe some disunity between the dashed and solid lines in the region above 10 keV, which cannot be accounted to the treatment of spectral lines or reflectivity by the neutral or almost neutral disc, but is again due to the characteristic Compton recoil dominating at these energies, which cannot be imitated by the Chandrasekhar’s analytical approximation. None the less, the predictions for the reflected-only and total polarization angle by KYNLPCR and KYNSTOKES are also qualitatively similar for the tested parameters.

4.2 Future modeling improvements

Our current model contains many simplifications and much room for improvement that we aim to achieve in the near future. Staying in the lamp-post scheme, which itself is a simplified concept (see e.g. Kubota & Done 2018; Marinucci et al. 2018; Poutanen et al. 2018), we may first develop the non-isotropic lamp-post emission. This would certainly improve precision in polarization quantities, especially for the reflected component, because the disc is expected to receive variable flux and polarization, depending on each position and each incident angle. For the realistic primary flux and primary polarization estimates (even departing from the strict point-like source, assuming a small 3D patch on the rotational axis of the disc), we may use the MONK code (Zhang, Dovčiak & Bursa 2019b). This Monte Carlo code is able to simulate Comptonization of the disc thermal radiation in the hot corona with variable 3D shapes.

Concerning the disc re-processing computed by the current STOKES Monte Carlo method, we already pointed out in Podgorný et al. (2022) a number of possibilities for improvement. It is desired to incorporate effects of Comptonization, synchrotron emission, or thermal disc radiation into the STOKES simulations. Inclusion of the thermal treatment and absorption in X-rays (see Taverna et al. 2021) to this reflection study would allow to use the current model for X-ray binary accretion discs, if also higher disc densities (10^{19} – 10^{25} cm^{-3}) and temperatures (10^5 – $10^{7.5}$ K) were considered (Novikov & Thorne 1973; Shakura & Sunyaev 1973; Reynolds & Nowak 2003; Abramowicz & Fragile 2013; Compère & Oliveri 2017; Kubota & Done 2018). Once consistent local X-ray reflection tables for XRBs are produced, we may easily produce the global XRB model

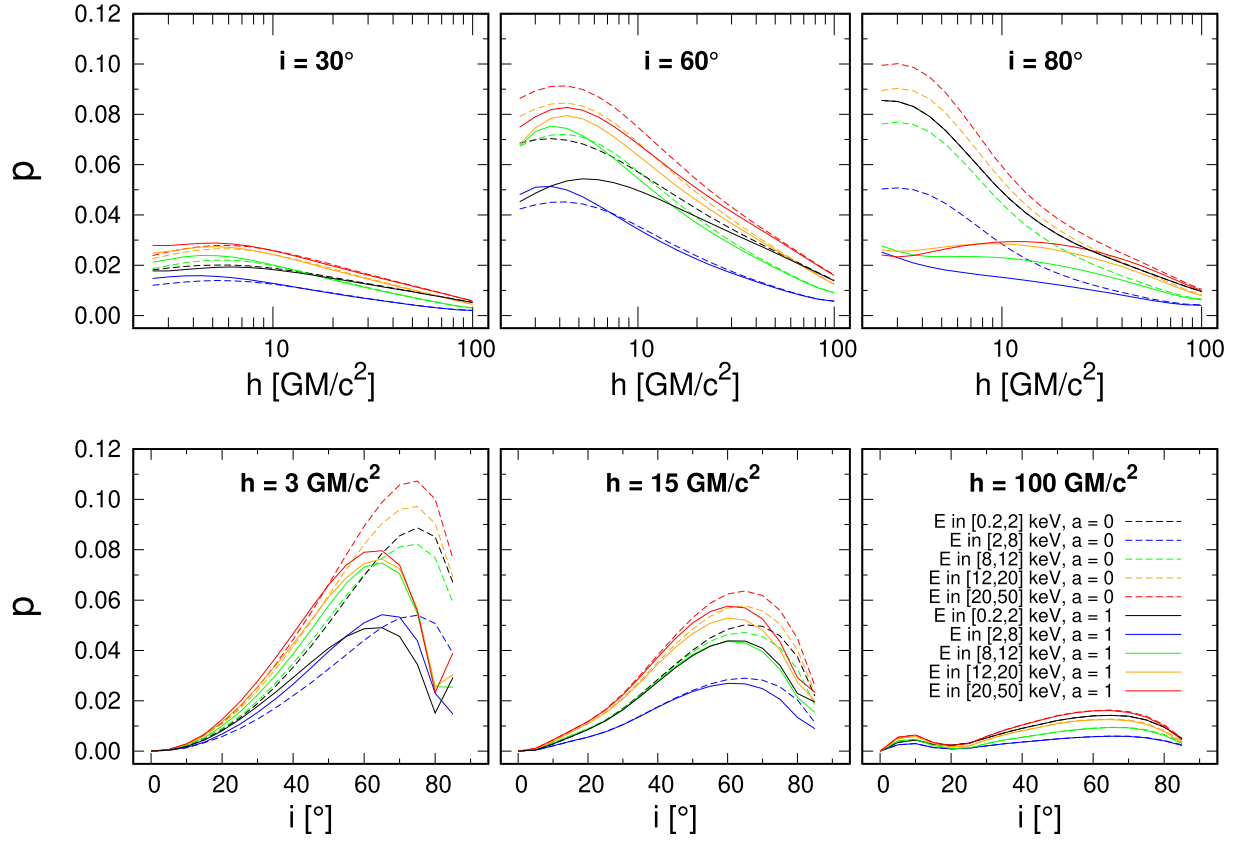


Figure 16. The total average polarization degree, p , with energy for $\Gamma = 3.0$, otherwise for the same parametric setup as in Fig. 7, displayed in the same manner.

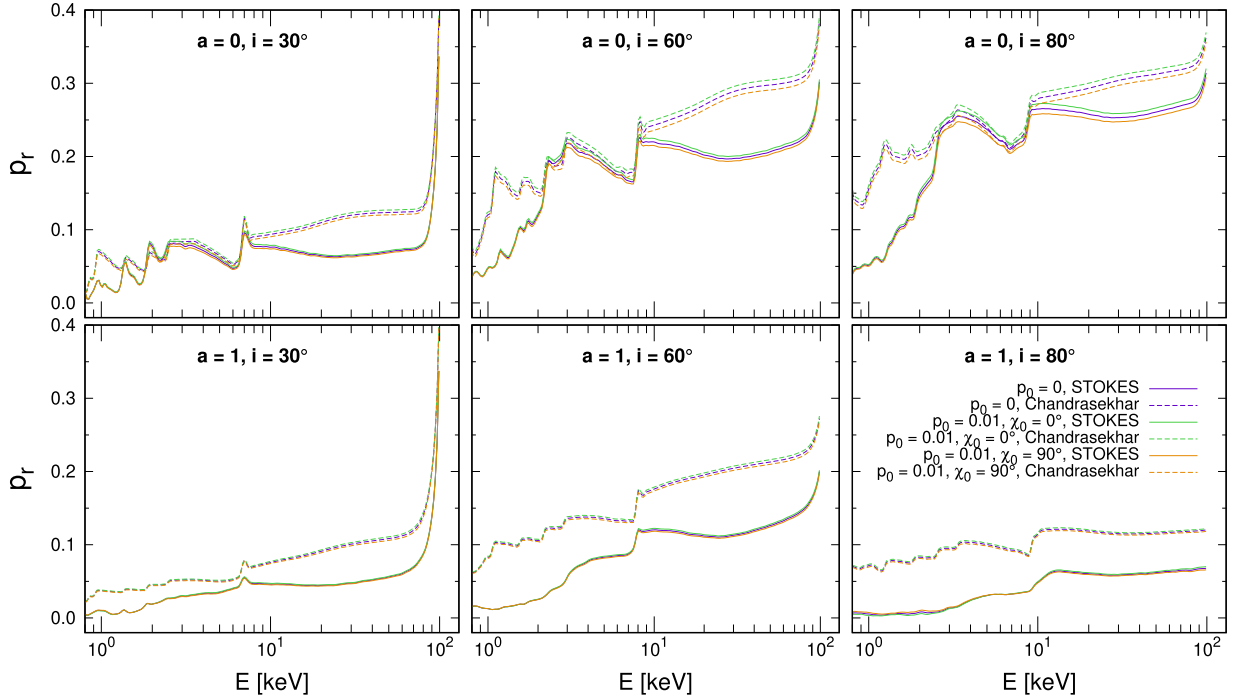


Figure 17. The reflected-only polarization degree versus energy, p_r , of the accretion disc for distant observer in the lamp-post scheme for black-hole spins $a = 0$ (top) and $a = 1$ (bottom), disc inclinations $i = 30^\circ$ (left), $i = 60^\circ$ (middle), and $i = 80^\circ$ (right), $\Gamma = 2$, height of the primary point-source above the disc $h = 3$ GM c⁻² and neutral disc (for $M_{\text{BH}} = 1 \times 10^8 M_\odot$ and observed 2–10 keV flux $L_X/L_{\text{Edd}} = 0.001$). We compare cases of KY disc integration with the STOKES local reflection tables (solid lines) and NOAR local reflection tables with Chandrasekhar's analytical approximation for polarization (dashed lines), and three different polarization states of the primary source: $p_0 = 0$ (purple), $p_0 = 0.01$ and $\chi_0 = 0^\circ$ (green), $p_0 = 0.01$ and $\chi_0 = 90^\circ$ (orange).

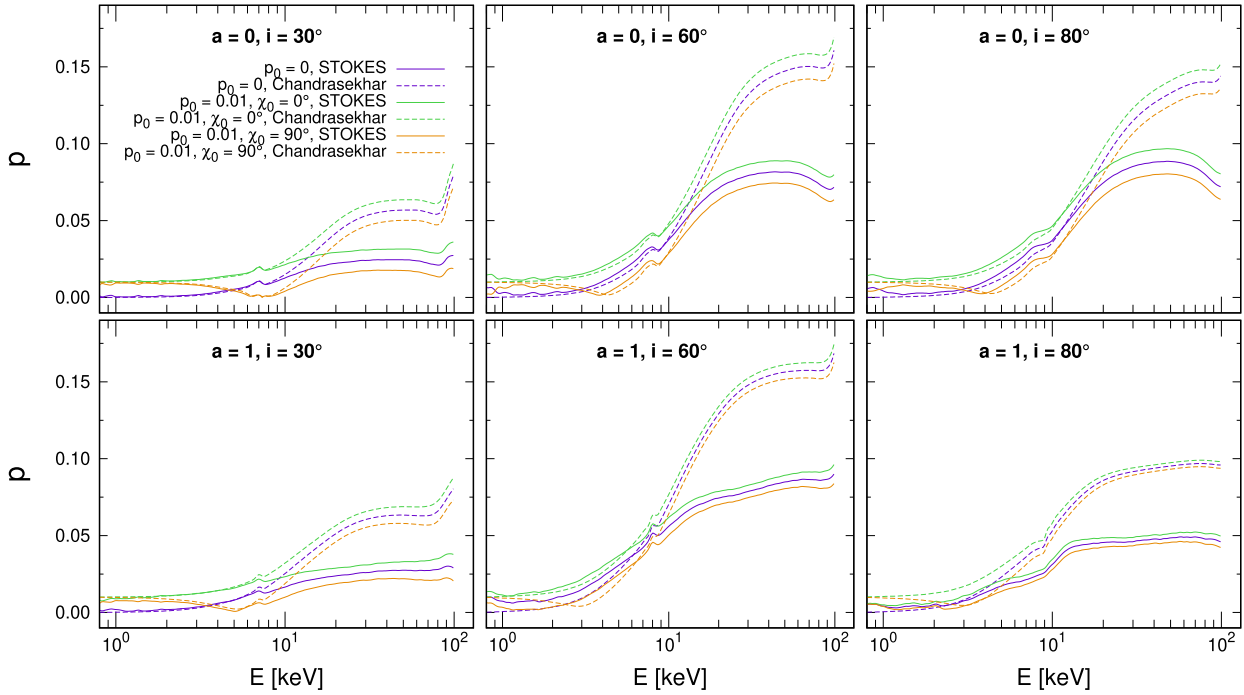


Figure 18. The total polarization degree, p , versus energy for distant observer for the same parametric setup as in Fig. 17, displayed in the same manner.

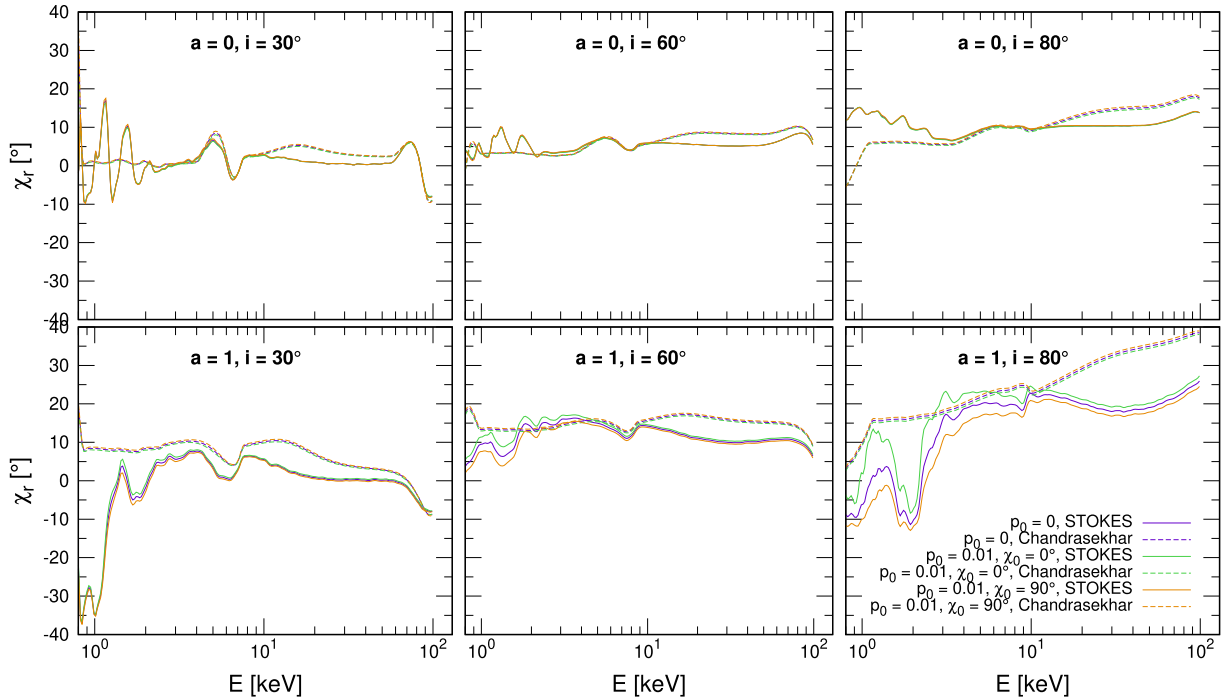


Figure 19. The reflected-only polarization angle, χ_r , versus energy for distant observer for the same parametric setup as in Fig. 17, displayed in the same manner.

with the same KY relativistic integration tools. This is timely and desirable, as higher fluxes are expected from the Galactic sources and photon-demanding X-ray polarimetry will give more insights into the inner accretion phenomena of stellar-mass black holes (see recent observational results by Krawczynski et al. 2022; Kushwaha et al. 2023; Podgorný et al. 2023; Ratheesh et al. 2023; Rawat et al. 2023; Rodriguez Cavero et al. 2023; Veledina et al. 2023).

Regarding the accretion disc studies, it would be also beneficial to release the assumption of constant density in our model and allow more flexibility in elemental abundance and the shape of the primary X-ray radiation [including a possible selection of cut-offs that substantially influence the reflected output (García et al. 2013)]. The advantage of the STOKES local spectral tables over the XILLVER tables is the availability of the full (μ_i , Φ_e , μ_e) local

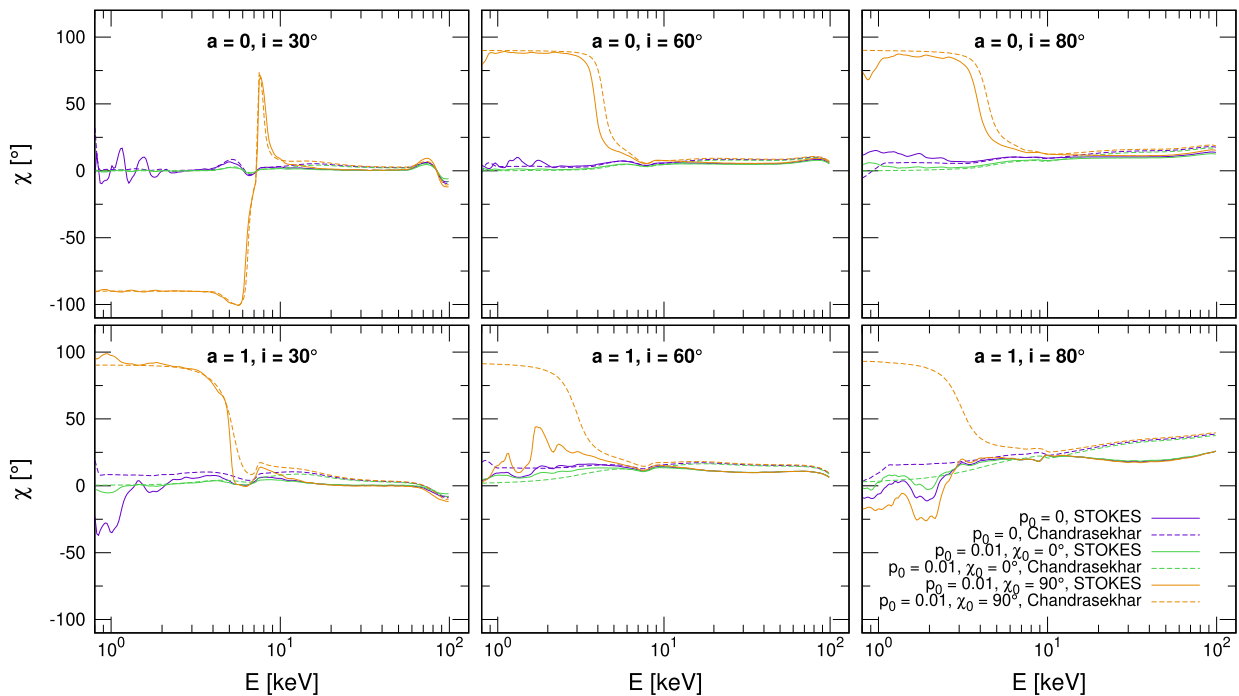


Figure 20. The total polarization angle, χ , versus energy for distant observer for the same parametric setup as in Fig. 17, displayed in the same manner.

angular space, while the XILLVER tables are integrated in the μ_i and Φ_e parameters. The precision in angular behaviour of the local geometry of scattering may become important for the relativistic integration over the disc in curved space, especially in the lamp-post coronal geometries and especially for the treatment of polarization, which is very sensitive to geometry of scattering. We stress that none of the local reflection tables tested in Podgorný et al. (2022) and this study assumed a stratified disc atmosphere in hydrostatic equilibrium. Refraining from the constant disc density assumption may lead to significantly different results in both continuum and emission line shapes; however, direct comparisons are not easy (Różańska et al. 2002; Podgorný et al. 2022) and any such attempt would be beneficial. Additionally, as already mentioned in Section 2.1.1, the resolution of the radiative transfer inside the disc photosphere might be failing to pick up strong resonance lines, thus underestimating the polarization, mostly below 2 keV.

Lastly, a significant simplification of the global model is the neglect of returning radiation, i.e. those rays that originate in the corona and are re-processed in the disc that would have such trajectories in curved spacetime emerging from the disc to be re-processed again in the disc, possibly multiple times before reaching the observer. This problem was addressed from the X-ray spectroscopic view recently e.g. in Dauser et al. (2022) for a lamp-post corona and from the X-ray polarimetric view in detail in Schnittman & Krolik (2009, 2010) but for extended coronal geometries and with a focus on thermally radiating XRBs. From Dauser et al. (2022) one can deduce that higher order re-processings affect the spectral shape due to contribution from inner regions of the disc ($\lesssim 10r_g$), most importantly for high BH spins ($\gtrsim 0.9$) and low lamp-post heights ($\lesssim 5r_g$) and highly ionized disc, resulting in higher unabsorbed fractions. The polarization arising from self-irradiation of either thermal emission or extended coronal emission reprocessed once from the disc, assuming the analytical formulae for diffuse reflection (Chandrasekhar 1960), is azimuthally dependent, producing net fraction ~ 10 per cent with polarization angle parallel

to the disc axis, both constant in energy (Schnittman & Krolik 2009, 2010).

The inner regions are however the most affected by the GR effects causing a non-trivial geometrical superposition of polarization, which makes the effect of returning radiation on polarization more unpredictable in our case. This work showed that the *once* reflected X-rays are comparably or more significantly polarized compared to the thermal radiation arising from the disc in Schnittman & Krolik (2009) simulations, being the primary source of emission therein. The polarization of such thermal radiation can be approximated by an analytical prescription for scattering-induced polarization in semi-infinite atmospheres (Chandrasekhar 1960), which results in monotonously rising polarization fraction with inclination from 0 per cent (viewed pole-on) up to about 12 per cent (viewed edge-on). Thus additional polarization due to returning radiation would perhaps impact our results similarly or less than being superimposed on the direct disc emission as shown in Schnittman & Krolik (2009). However, the flux angular distribution will differ, as well as flux contributions onto and from different disc regions. Because the incident polarization state impacts the reflected polarization state to a considerable extent (see Section 3.4), it is also unclear whether we would see the same effects of returning radiation due to different polarization of the returning primary thermal radiation Schnittman & Krolik (2009) or once re-processed Comptonized power-law emerging from the equatorial plane (this work). These arguments of unknown impact of incident polarization and both incident and emergent flux angular distribution per each disc region on the returning radiation hold for comparisons with extended or patchy coronae elongated in the disc plane that are considered in Schnittman & Krolik (2010) and that (combined with the thermal radiation) represent yet another case from pure thermal emission, or a pure lamp-post model with prescribed coronal emission. This case is further complicated by interaction of the returning radiation with the coronal scattering regions again, making direct comparisons with the model presented in this paper misleading. It is mentioned though

in Schnittman & Krolik (2010) that the wedge corona produces similar returning radiation image to the returning thermal radiation and equivalently a net vertical polarization, despite suppressing the returned flux from larger radii.

Therefore, by addition of returning radiation we would expect an increase of polarization results presented here that show on average the same vertical orientation of the polarization vector. The polarization orientation of our results and the returning radiation from Schnittman & Krolik (2009, 2010) is energy-independent and the rescattered contribution is more significant in the hard X-rays. Hence, an increase of polarization fraction by a few percent in the 10–100 keV band would be anticipated without the switch in polarization angle in 1–10 keV seen in Schnittman & Krolik (2009, 2010) due to a model with first order polarization orientation roughly parallel to the disc axis, not perpendicular. However, an implementation of self-irradiation to KYNSTOKES would be necessary to investigate such effects in detail and prove the above predictions.

5 SUMMARY AND CONCLUSIONS

In this paper we discussed a new XSPEC model KYNSTOKES that produces a complete spectropolarimetric output for a distant observer of the primary and reflected X-ray emission from black-hole inner-accreting regions. We assumed the lamp-post coronal scheme with a hot compact source of X-ray primary power-law emission located on the rotational axis of the disc at some height above the BH. We made use of the newly computed local reflection tables (Podgorný et al. 2022) by the codes TITAN (Dumont et al. 2003) and STOKES (Goosmann & Gaskell 2007; Marin et al. 2012, 2015; Marin 2018) that provide a 3D Monte Carlo simulation of the Stokes parameters emergent from a semi-infinite scattering atmosphere with constant density $n_{\text{H}} = 10^{15} \text{ cm}^{-3}$. Various line and continuum processes are incorporated, including the physics of absorption, re-emission, and Compton down-scattering, which is expected to be a dominant source of polarization in the reflected X-rays, especially above 10 keV. The presented model is mainly intended for use for radio-quiet AGN inner-accretion studies. KYNSTOKES performs the necessary interpolation of the local tables and integrates them over the geometrically thin accretion disc in the equatorial plane using all special- and general-relativistic effects. The energy-dependent Stokes parameters for a distant observer are then provided by KYNSTOKES for a range of parameters, such as the spin of the BH, the disc inclination, the height of the primary source above the BH, the luminosity of the primary source, the mass of the BH, the primary power-law photon index, the primary polarization state, the disc emitting area, or possible partial obscuration.

Using these techniques, we first showed a new analysis of the reflected emission in the local co-moving frame complementary to Podgorný et al. (2022) performing a simple integration of the local tables in the angular space, which facilitates the discussion of the global results. Then we produced examples of the distant spectral and polarimetric output for different configurations. We choose different intrinsic luminosities and BH masses to study spectral and polarization properties in different disc ionization states. The most prominent reflection spectral features, such as the Fe K α line at 6–7 keV, a forest of lines below 3 keV, and the Compton hump above 10 keV, are heavily relativistically smeared. This global spectral behaviour resembles well the predictions previously appearing in the literature, which provides confidence to the polarization results that are produced simultaneously by this numerical method, yet uniquely in the context of current research.

The polarimetric quantities produced by KYNSTOKES represent a significant improvement over the results presented in Dovčiak et al. (2011) that used similar integrating techniques and the Chandrasekhar’s analytical approximation for local scattering (Chandrasekhar 1960). For the case of unpolarized primary radiation, the reflected polarization angle tends to be oriented parallel with the disc axis of symmetry ($\approx 0^\circ$) at all studied energies for a distant observer. In the most favourable, yet realistic parametric configurations, the reflected polarized fraction can reach up to 25 per cent in the Compton hump region and up to 9 per cent in the same region when an unpolarized primary radiation is included. We also studied the impact of non-zero primary polarization. The effect was negligible for the spectral results, while it was noticeable for the polarization degree and angle at different energy bands, especially in the configurations of nearly neutral disc when the direct primary radiation is included.

We also provided a comparison of the polarization results with the Chandrasekhar’s analytical approximation for single scattering, previously used in the KY codes (Dovčiak et al. 2011). The newly considered multiple scatterings for the disc re-processing predict a decrease of the total polarization degree by approximately 55 per cent in the Compton hump region with respect to the previously used analytical approach within the same disc integration method.

We believe that the presented results on polarization by reflection in black-hole accretion discs will be useful for data fitting of real AGN and XRB sources observed by the X-ray polarimeters on board of current and future missions such as IXPE (Weisskopf et al. 2022), XL-Calibur (Abarr et al. 2021), or eXTP (Zhang et al. 2016, 2019a). The general-relativistic effects tend to modify the observable polarization quantities in a more radical way than the pure spectral profiles. The relativistic reflection creates a significant amount of polarized signal, which is heavily dependent on the system parameters. This raises the opportunities of constraining physical properties of such regions in the future and it will help to remove some parametric degeneracies known from the X-ray spectral studies.

ACKNOWLEDGEMENTS

JP acknowledges financial support from the Charles University, project GA UK No. 174121, and from the Barrande Fellowship Programme of the Czech and French governments. MD and VK thank for the support from the Czech Science Foundation project GACR 21–06825X. JP, AR, and VK thank the Czech-Polish mobility program (MŠMT 8J20PL037 and PPN/BCZ/2019/1/00069) and the European Space Agency PRODEX project 4000132152. AR was supported by the Polish National Science Center grant No. 2021/41/B/ST9/04110. GM acknowledges financial support from Italian Space Agency (ASI-INAF-2017-12-H0). JP, MD, and VK thank also the institutional support from the Astronomical Institute RVO:67985815.

DATA AVAILABILITY

The model KYNSTOKES underlying this article (created by authors of this article), including user instructions, is available at <https://projec.ts.asu.cas.cz/dovciak/kynstokes>.

REFERENCES

- Abarr Q. et al., 2021, *Astropart. Phys.*, 126, 102529
 Abramowicz M. A., Fragile P. C., 2013, *Living Rev. Relativity*, 16, 1
 Antonucci R., 1993, *ARA&A*, 31, 473

- Arnaud K. A., 1996, in Jacoby G. H., Barnes J., eds, ASP Conf. Ser. Vol. 101, Astronomical Data Analysis Software and Systems V. Astron. Soc. Pac., San Francisco. p. 17
- Asplund M., Grevesse N., Sauval A. J., 2005, in Barnes T. G. I., Bash F. N., eds, ASP Conf. Ser. Vol. 336, Cosmic Abundances as Records of Stellar Evolution and Nucleosynthesis. Astron. Soc. Pac., San Francisco. p. 25
- Ballantyne D., Ross R., Fabian A., 2001, *MNRAS*, 327, 10
- Barret D., Decourchelle A., Fabian A., Guainazzi M., Nandra K., Smith R., den Herder J.-W., 2020, *Astron. Nachr.*, 341, 224
- Beheshtipour B., 2018, PhD thesis, Washington University, St. Louis
- Beheshtipour B., Krawczynski H., Malzac J., 2017, *ApJ*, 850, 14
- Beloborodov A. M., 1999, *ApJ*, 510, L123
- Boyer R. H., Lindquist R. W., 1967, *J. Math. Phys.*, 8, 265
- Carter B., 1968, *Phys. Rev.*, 174, 1559
- Chandrasekhar S., 1960, Radiative Transfer. Dover Publications, New York
- Compère G., Oliveri R., 2017, *MNRAS*, 468, 4351
- Connors P. A., Stark R. F., 1977, *Nature*, 269, 128
- Connors P. A., Piran T., Stark R. F., 1980, *ApJ*, 235, 224
- Cunningham C. T., 1975, *ApJ*, 202, 788
- Cunningham C. T., Bardeen J. M., 1973, *ApJ*, 183, 237
- Dabrowski Y., Lasenby A. N., 2001, *MNRAS*, 321, 605
- Dauser T., García J., Parker M. L., Fabian A. C., Wilms J., 2014, *MNRAS*, 444, L100
- Dauser T., García J. A., Joyce A., Lickleder S., Connors R. M. T., Ingram A., Reynolds C. S., Wilms J., 2022, *MNRAS*, 514, 3965
- Done C., Gierliński M., Kubota A., 2007, *A&AR*, 15, 1
- Dorodnitsyn A., Kallman T., 2010, *ApJ*, 711, L112
- Dorodnitsyn A., Kallman T., 2011, *Ap&SS*, 336, 245
- Dovčiak M., 2004, PhD thesis, Charles University
- Dovčiak M., Done C., 2016, *Astron. Nachr.*, 337, 441
- Dovčiak M., Karas V., Yaqoob T., 2004a, *ApJS*, 153, 205
- Dovčiak M., Karas V., Matt G., 2004b, *MNRAS*, 355, 1005
- Dovčiak M., Karas V., Martocchia A., Matt G., Yaqoob T., 2004c, in Hledík S., Stuchlík Z., eds, RAGtime 4/5: Workshops on Black Holes and Neutron Stars. Silesian University, Opava, p. 33
- Dovčiak M., Muleri F., Goosmann R. W., Karas V., Matt G., 2008, *MNRAS*, 391, 32
- Dovčiak M., Muleri F., Goosmann R. W., Karas V., Matt G., 2011, *ApJ*, 731, 75
- Dovčiak M., Svoboda J., Goosmann R. W., Karas V., Matt G., Sochora V., 2014, in Stuchlík Z., Török G., Pečáček T., eds, Proc.f RAGtime 14-16. Silesian University, Opava, p. 51
- Dove J. B., Wilms J., Maisack M., Begelman M. C., 1997, *ApJ*, 487, 759
- Dumont A.-M., Czerny B., Collin S., Życki P. T., 2002, *A&A*, 387, 63
- Dumont A.-M., Collin S., Paletou F., Coupé S., Godet O., Pelat D., 2003, *A&A*, 407, 13
- Esin A. A., McClintock J. E., Narayan R., 1997, *ApJ*, 489, 865
- Esin A. A., Narayan R., Cui W., Grove J. E., Zhang S.-N., 1998, *ApJ*, 505, 854
- Fabiani S., Muleri F., 2014, Astronomical X-Ray Polarimetry. Aracne, Roma
- Ferland G. J. et al., 2013, *Rev. Mex. Astron. Astrofis.*, 49, 137
- Ferland G. J. et al., 2017, *Rev. Mex. Astron. Astrofis.*, 53, 385
- Fürst F. et al., 2015, *ApJ*, 808, 122
- García J., Kallman T. R., 2010, *ApJ*, 718, 695
- García J., Kallman T. R., Mushotzky R. F., 2011, *ApJ*, 731, 131
- García J., Dauser T., Reynolds C. S., Kallman T. R., McClintock J. E., Wilms J., Eikmann W., 2013, *ApJ*, 768, 146
- García J. et al., 2014, *ApJ*, 782, 76
- Gianolli V. E. et al., 2023, *MNRAS*, 523, 4468
- Goosmann R. W., Gaskell C. M., 2007, *A&A*, 465, 129
- Haardt F., 1993, *ApJ*, 413, 680
- Haardt F., Maraschi L., 1991, *ApJ*, 380, L51
- Haardt F., Maraschi L., 1993, *ApJ*, 413, 507
- Henri G., Petrucci P. O., 1997, *A&A*, 326, 87
- Ingram A. et al., 2023, preprint (arXiv:2305.13028)
- Kallman T., Bautista M., 2001, *ApJS*, 133, 221
- Krawczynski H., Beheshtipour B., 2022, *ApJ*, 934, 4
- Krawczynski H. et al., 2022, *Science*, 378, 650
- Krolik J. H., 1999, Active Galactic Nuclei: from the Central Black Hole to the Galactic Environment. Princeton Univ. Press, Princeton, NJ
- Kubota A., Done C., 2018, *MNRAS*, 480, 1247
- Kushwaha A., Jayasurya K. M., Agrawal V. K., Nandi A., 2023, *MNRAS*, 524, L15
- Lee H. W., 1994, *MNRAS*, 268, 49
- Lee H. W., Blandford R. D., 1997, *MNRAS*, 288, 19
- Lee H. W., Blandford R. D., Western L., 1994, *MNRAS*, 267, 303
- Li L.-X., Narayan R., McClintock J. E., 2009, *ApJ*, 691, 847
- Liu B. F., Taam R. E., Meyer-Hofmeister E., Meyer F., 2007, *ApJ*, 671, 695
- Magdziarz P., Zdziarski A. A., 1995, *MNRAS*, 273, 837
- Malzac J., Beloborodov A. M., Poutanen J., 2001, *MNRAS*, 326, 417
- Malzac J., Dumont A. M., Mouchet M., 2005, *A&A*, 430, 761
- Marin F., 2014, *MNRAS*, 441, 551
- Marin F., 2016, *MNRAS*, 460, 3679
- Marin F., 2018, *A&A*, 615, A171
- Marin F., Goosmann R. W., Gaskell C. M., Porquet D., Dovčiak M., 2012, *A&A*, 548, A121
- Marin F., Goosmann R. W., Gaskell C. M., 2015, *A&A*, 577, A66
- Marin F., Dovčiak M., Muleri F., Kislat F. F., Krawczynski H. S., 2018a, *MNRAS*, 473, 1286
- Marin F., Dovčiak M., Kammoun E. S., 2018b, *MNRAS*, 478, 950
- Marinucci A., Tamborra F., Bianchi S., Dovčiak M., Matt G., Middei R., Tortosa A., 2018, *Galaxies*, 6, 44
- Marinucci A. et al., 2022, *MNRAS*, 516, 5907
- Martocchia A., Matt G., 1996, *MNRAS*, 282, L53
- Martocchia A., Karas V., Matt G., 2000, *MNRAS*, 312, 817
- Matt G., 1993, *MNRAS*, 260, 663
- Matt G., Perola G. C., Piro L., 1991, *A&A*, 247, 25
- Miller J. M. et al., 2015, *ApJ*, 799, L6
- Miniutti G., Fabian A. C., 2004, *MNRAS*, 349, 1435
- Misner C. W., Thorne K. S., Wheeler J. A., 1973, Gravitation. W.H. Freeman and Company, San Francisco
- Nayakshin S., Kallman T. R., 2001, *ApJ*, 546, 406
- Nayakshin S., Kazanas D., Kallman T. R., 2000, *ApJ*, 537, 833
- Netzer H., 2015, *ARA&A*, 53, 365
- Niedźwiecki A., Życki P. T., 2008, *MNRAS*, 386, 759
- Niedźwiecki A., Zdziarski A. A., Szanecki M., 2016, *ApJ*, 821, L1
- Novikov I. D., Thorne K. S., 1973, in DeWitt C., DeWitt B. S., eds, Black Holes (Les Astres Occlus). Gordon and Breach, Paris, p. 343
- Parker M. L. et al., 2015, *ApJ*, 808, 9
- Péquignot D. et al., 2001, in Ferland G., Savin D. W., eds, ASP Conf. Ser. Vol. 247, Spectroscopic Challenges of Photoionized Plasmas. Astron. Soc. Pac., San Francisco. p. 533
- Petrucci P. O., Henri G., 1997, *A&A*, 326, 99
- Podgorný J., Dovčiak M., Marin F., Goosmann R., Rózańska A., 2022, *MNRAS*, 510, 4723
- Podgorný J. et al., 2023, preprint (arXiv:2303.12034)
- Poutanen J., Svensson R., 1996, *ApJ*, 470, 249
- Poutanen J., Vurm I., 2009, *ApJ*, 690, L97
- Poutanen J., Nagendra K. N., Svensson R., 1996, *MNRAS*, 283, 892
- Poutanen J., Veledina A., Zdziarski A. A., 2018, *A&A*, 614, A79
- Poutanen J., Veledina A., Beloborodov A. M., 2023, *ApJL*, 949, L10
- Ratheesh A. et al., 2023, preprint (arXiv:2304.12752)
- Rawat D., Garg A., Méndez M., 2023, *ApJ*, 949, L43
- Reynolds C. S., 2019, *Nature Astron.*, 3, 41
- Reynolds C. S., Nowak M. A., 2003, *Phys. Rep.*, 377, 389
- Rodríguez Cavero N. et al., 2023, preprint (arXiv:2305.10630)
- Ross R. R., Fabian A. C., 1993, *MNRAS*, 261, 74
- Ross R. R., Fabian A. C., 2005, *MNRAS*, 358, 211
- Ross R. R., Fabian A. C., 2007, *MNRAS*, 381, 1697
- Ross R. R., Fabian A. C., Young A. J., 1999, *MNRAS*, 306, 461
- Rózańska A., Madej J., 2008, *MNRAS*, 386, 1872
- Rózańska A., Dumont A. M., Czerny B., Collin S., 2002, *MNRAS*, 332, 799
- Rózańska A., Madej J., Konorski P., Sadowski A., 2011, *A&A*, 527, A47
- Schnittman J. D., Krolik J. H., 2009, *ApJ*, 701, 1175
- Schnittman J. D., Krolik J. H., 2010, *ApJ*, 712, 908

- Seward F. D., Charles P. A., 2010, *Exploring the X-ray Universe*. Cambridge Univ. Press, New York
- Shakura N. I., Sunyaev R. A., 1973, *A&A*, 24, 337
- Stark R. F., Connors P. A., 1977, *Nature*, 266, 429
- Sunyaev R. A., Titarchuk L. G., 1980, *A&A*, 86, 121
- Tagliacozzo D. et al., 2023, preprint (arXiv:2305.10213)
- Tamborra F., Matt G., Bianchi S., Dovčiak M., 2018, *A&A*, 619, A105
- Tarter C. B., Tucker W. H., Salpeter E. E., 1969, *ApJ*, 156, 943
- Taverna R., Zhang W., Dovčiak M., Bianchi S., Bursa M., Karas V., Matt G., 2020, *MNRAS*, 493, 4960
- Taverna R., Marra L., Bianchi S., Dovčiak M., Goosmann R., Marin F., Matt G., Zhang W., 2021, *MNRAS*, 501, 3393
- Trümper J. E., Hasinger G., 2008, *The Universe in X-Rays*. Springer-Verlag, Berlin, Heidelberg
- Ursini F., Dovčiak M., Zhang W., Matt G., Petrucci P.-O., Done C., 2020, *A&A*, 644, A132
- Ursini F., Matt G., Bianchi S., Marinucci A., Dovčiak M., Zhang W., 2022, *MNRAS*, 510, 3674
- Ursini F. et al., 2023, *MNRAS*, 519, 50
- Vaughan S., Fabian A., 2004, *MNRAS*, 348, 1415
- Veledina A., Poutanen J., Vurm I., 2013, *MNRAS*, 430, 3196
- Veledina A. et al., 2023, preprint (arXiv:2303.01174)
- Vincent F. H., Róžańska A., Zdziarski A. A., Madej J., 2016, *A&A*, 590, A132
- Walker M., Penrose R., 1970, *Commun. Math. Phys.*, 18, 265
- Walton D. J. et al., 2017, *ApJ*, 839, 110
- Weisskopf M. C. et al., 2022, *J. Astron. Telescopes Instrum. Syst.*, 8, 1
- Zdziarski A. A., Poutanen J., Mikolajewska J., Gierlinski M., Ebisawa K., Johnson W. N., 1998, *MNRAS*, 301, 435
- Zhang S. N. et al., 2016, in den Herder J.-W. A., Takahashi T., Bautz M., eds, *Proc. SPIE Conf. Ser. Vol. 9905, Space Telescopes and Instrumentation 2016: Ultraviolet to Gamma Ray*. SPIE, Bellingham, p. 99051Q
- Zhang S.-N., et al., 2019a, *Sci. China Phys. Mech. Astron.*, 62, 29502
- Zhang W., Dovčiak M., Bursa M., 2019b, *ApJ*, 875, 148

APPENDIX A: GENERAL-RELATIVISTIC TREATMENT OF THE POLARIZATION STATE

Let us provide how the GR calculations of the change of the polarization angle from the lamp to the observer and from the lamp to the disc are implemented in KYNSTOKES in detail. We use similar approach as in Connors & Stark (1977), Connors et al. (1980), Dovčiak (2004), and Dovčiak et al. (2004b, c), where more theoretical background is given. The polarization angle χ in the local reference frame is defined as increasing in the counter-clockwise direction in the incoming view of photon. It is the angle between the unit spatial polarization three-vector \vec{f} and a disc normal projected to the polarization plane (perpendicular to the photon's momentum). Here, we first provide an overview of the general procedure and then show the derivation of the change of the polarization angle for the two cases of polarized radiative transfer that have been newly added to KYNSTOKES in order to allow non-trivial polarization states of the coronal emission. We will use Greek subscript and superscript letters for denoting all four-vector components and round brackets with Latin letters for components in particular local reference frame (defined by a tetrad) as is usual.

We denote the local polarization vector that is defined in local reference frame of the primary source on the axis as a unit spatial polarization three-vector, \vec{f}_0 . If the local reference frame is defined by an orthonormal tetrad $e_{(a)}^\mu$, then the four components of the polarization four-vector in this tetrad are $f_0^{(a)} \equiv (0, \vec{f}_0)$ and corresponding polarization four-vector is $f_0^\mu = e_{(a)}^\mu f_0^{(a)}$. The polarization four-vector is then parallelly transported along a geodesic from the lamp either to a particular point at the disc in the equatorial plane, or to a particular

direction at spatial infinity representing a distant observer. At the ending point of the parallel transport, the polarization four-vector f^μ will, generally, possess a non-zero time component in the local reference frame. To keep all the properties of the polarization three-vector after the transformation, we need to subtract a multiple of a null vector so that the time component is set to zero and the space part is not rotated. This means performing a transformation

$$f'^{(a)} = f^{(a)} - \frac{f^{(t)}}{p^{(t)}} p^{(a)} \quad (\text{A1})$$

as the last step to obtain a properly defined polarization vector in the local reference frame at a particular disc point or for a particular distant observer.

As usual in the polarized radiative transfer in GR, to be efficient, we use the Walker–Penrose theorem (Walker & Penrose 1970) proving the existence of a conserved complex quantity $K_S = \kappa_1 + i\kappa_2$ characterizing parallel transport along null geodesics in Kerr space-time. The Walker–Penrose constant, K_S , connects the four-vector components of parallelly transported vector, f^μ , to the photon momentum, p^μ , as a tangent to given geodesic in the following way

$$K_S = \frac{1}{r + ia \cos \theta} \{ (r^2 + a^2)(p_r f_t - p_t f_r) + a(p_r f_\varphi - p_\varphi f_r) + \frac{i}{\sin \theta} [p_\theta f_\varphi - p_\varphi f_\theta - a \sin^2 \theta (p_t f_\theta - p_\theta f_t)] \}. \quad (\text{A2})$$

In our case this constant characterizes parallel transport of a polarization four-vector, f^μ , along a light ray. This constant is uniquely defined by this four-vector and the photon four-momentum p^μ at the lamp-post location. Hence, in order to find the polarization angle for each distant observer or at each point of the disc, i.e. to find three components of the polarization four-vector f^μ in the local reference frame, these three unknown components can be expressed at the receiving point by means of the κ_1 and κ_2 quantities, while κ_1 and κ_2 can be expressed by means of the initial p^μ and f_0^μ of each photon at the emission point due to the conservation of K_S . Last but not least, we have to construct the local polarization angle χ according to its definition at the receiving point.

We will derive the final expressions in the Kerr space-time with metric coefficients $g_{\mu\nu}$, using the global Boyer–Lindquist coordinates $\{t, r, \theta, \varphi\}$, see Boyer & Lindquist (1967).⁹ We track only the photons from the rotation axis, thus the Carter's constants of motion (Carter 1968) are in a reduced form $l = \alpha \sin i = 0$, $q = \sqrt{\beta^2 + (\alpha^2 - a^2) \cos^2 i} = \sqrt{\beta^2 - a^2 \cos^2 i}$ with α and β being the impact parameters measured perpendicular to and parallel with the spin axis of the black hole projected onto the observer's sky (Cunningham & Bardeen 1973), respectively. We follow Carter (1968) and Misner, Thorne & Wheeler (1973) for the expressions of p_μ components. While $p_\varphi = 0$ is trivial and we normalize the conserved energy as $p_t = -1$, the other photon momentum components are $|p_\theta| = \sqrt{q^2 + a^2 \cos^2 \theta}$ and $|p_r| = \sqrt{(r^2 + a^2)^2 - \Delta(q^2 + a^2)}/\Delta$ with $\Delta = r^2 - 2r + a^2$. Note that to connect the final photon destination point at the observer (defined by the observer inclination, i) or at the disc (defined by the radius, r) with the initial photon momentum at the primary source (defined by the height, h , and constant of motion, q), we still need to perform ray-tracing from the lamp-post to the observer and to the disc.

⁹Note that the inclination i of the disc with respect to a distant observer coincides with the coordinate θ of the arriving photon.

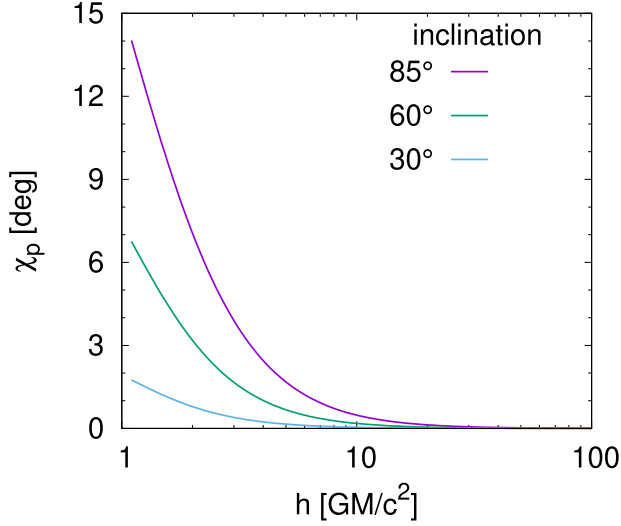


Figure A1. Change of the polarization angle, χ_p , between the lamp-post and the observer versus lamp-post height h for BH spin $a = 1$ and three different observer's inclinations $i = 30^\circ$, 60° , and 85° .

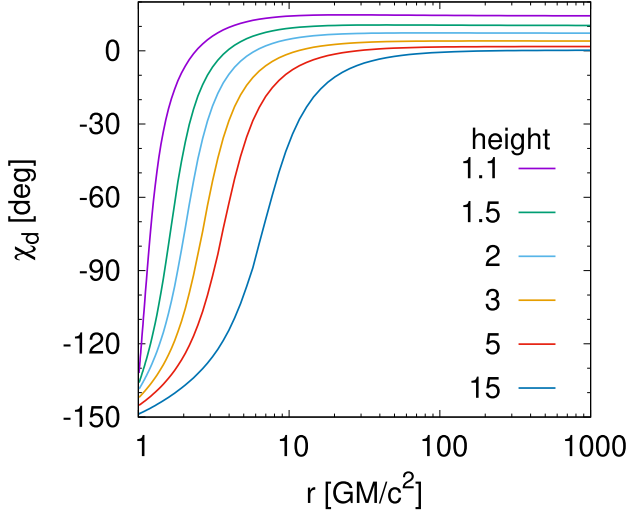


Figure A2. Change of the polarization degree χ_d between the lamp-post and the disc as a function of radius r of the disc in the equatorial plane for BH spin $a = 1$ and for several different lamp-post heights.

Having laid down the procedure, let us first solve the case of transfer from the lamp to a distant observer and derive expressions for the change of polarization angle χ_p at spatial infinity with respect to the initial polarization angle $\chi_0 = 0$ at the lamp location, i.e. initial polarization vector parallel to the projection of symmetry axis into the polarization plane. We may express κ_1 and κ_2 on the rotation axis of symmetry (i.e. at the lamp-post) as

$$\kappa_1 = h \sqrt{\frac{q^2 + a^2}{h^2 + a^2}}, \quad (\text{A3})$$

$$\kappa_2 = -a \sqrt{\frac{q^2 + a^2}{h^2 + a^2}}, \quad (\text{A4})$$

where we set $f_{0r} = f_{0\varphi} = 0$ and the other two components, f_{0r} and $f_{0\theta}$ are expressed from general conditions of (i) polarization vector being perpendicular to the momentum, $f^\mu p_\mu = 0$, and (ii) polarization vector being normalized to unity, $f_\mu f^\mu = 1$. Now let us perform the

transformation (A1) at spatial infinity (using the conditions $f^\mu p_\mu = p^\mu p_\mu = 0$)

$$f'^{(t)} = 0, \quad (\text{A5})$$

$$f'^{(r)} = r^2 p^\theta (p^\theta f^r - p^r f^\theta), \quad (\text{A6})$$

$$f'^{(\theta)} = r p^r (p^\theta f^r - p^r f^\theta), \quad (\text{A7})$$

$$f'^{(\varphi)} = r \sin i f^\varphi, \quad (\text{A8})$$

where we transformed f^μ and p^μ into the local reference frame defined by the orthonormal tetrad $e_\mu^{(t)} \equiv (-1, 0, 0, 0)$, $e_\mu^{(r)} \equiv (0, 1, 0, 0)$, $e_\mu^{(\theta)} \equiv -r(0, 0, 1, 0)$, $e_\mu^{(\varphi)} \equiv r \sin i(0, 0, 0, 1)$. Combining (A5)–(A8) with (A2) yields κ_1 and κ_2 for each geodesic at spatial infinity (i.e. at the observer's location)

$$\kappa_1 = \beta f'^{(\theta)} + a \sin i f'^{(\varphi)}, \quad (\text{A9})$$

$$\kappa_2 = -a \sin i f'^{(\theta)} + \beta f'^{(\varphi)}. \quad (\text{A10})$$

Putting (A9) equal to (A3) and (A10) equal to (A4) brings the expression for the change of the polarization angle χ_p at the local reference frame of the observer

$$\tan \chi_p \equiv -\frac{f'^{(\varphi)}}{f'^{(\theta)}} = a \frac{\beta - h \sin i}{a^2 \sin i + h \beta}. \quad (\text{A11})$$

The dependence of χ_p on height is visualized in Fig. A1 for maximally spinning BH and three observer inclinations.

Now let us focus on the transfer from the lamp to the disc. We evaluate the κ_1 and κ_2 constants from the definition of K_S by (A2) in the equatorial plane (i.e. at the disc)

$$\kappa_1 = \frac{r^2 + a^2}{r} p_r f_t + \frac{r^2 + a^2}{r} f_r + \frac{a p_r}{r} f_\varphi, \quad (\text{A12})$$

$$\kappa_2 = \frac{a p_\theta}{r} f_t + \frac{a}{r} f_\theta + \frac{p_\theta}{r} f_\varphi. \quad (\text{A13})$$

Along with the conditions $p_\mu p^\mu = 0$, $f^\mu p_\mu = 0$ and $f_\mu f^\mu = 1$, we may express f_t , f_θ , f_φ as functions of κ_1 , κ_2 , p^θ , p^r , and the metric coefficients. This approach turns out to simplify the computations. Instead of performing transformation (A1), we will subtract the r -component of f_μ in the equatorial plane

$$f'_\mu = f_\mu - \frac{f_r}{p_r} p_\mu, \quad (\text{A14})$$

because this transformation largely simplifies expressions. Since the polarization vector is perpendicular to the photon momentum and definition of polarization angle is in the plane perpendicular to the photon momentum, any transformation $f'_\mu = f_\mu + A p_\mu$ does not change its value [the tetrad vectors $e_{(y)}^\mu$ and $e_{(z)}^\mu$, defined below, into which we project the polarization vector f^μ in the angle definition (A23) are perpendicular to the photon momentum]. This yields the reduced components of f'_μ in the form of

$$f'_t = -\frac{\Delta p^\theta}{ar(p^r)^2} \kappa_2 + \left[\frac{(r^2 + a^2) \Delta (p^\theta)^2}{a (p^r)^2} + g_{t\varphi} \right] \frac{f_\varphi}{g_{\varphi\varphi}}, \quad (\text{A15})$$

$$f'_r = 0, \quad (\text{A16})$$

$$f'_\theta = \frac{g_{\varphi\varphi}}{ar(p^r)^2} \kappa_2 - \frac{(r^2 + a^2) p^\theta}{a (p^r)^2} f_\varphi, \quad (\text{A17})$$

$$f'_\varphi = f_\varphi = \frac{ar p^r \kappa_1 + r(r^2 + a^2) p^\theta \kappa_2}{q^2 + a^2}, \quad (\text{A18})$$

where $g_{t\varphi} = -2a/r$, $g_{\varphi\varphi} = [(r^2 + a^2)^2 - \Delta a^2]/r^2$ are taken from the Kerr metric in the equatorial plane. We assume Keplerian accretion

disc (Novikov & Thorne 1973), where the components of the four-velocity are $U^t = (r^2 + a\sqrt{r})/r/\sqrt{r^2 - 3r + 2a\sqrt{r}}$, $U^r = U^\theta = 0$ and $U^\varphi = \Omega_K U^t$ with relativistic Keplerian rotational velocity $\Omega_K = (r^{3/2} + a)^{-1}$. To define the polarization angle χ_d , we need to construct an orthonormal tetrad in the local co-moving frame with the disc. We choose the time tetrad vector to be defined by the four-velocity of the orbiting material, the first spatial tetrad vector to be directed in the direction of motion of the incoming photon, the second spatial tetrad vector to be defined by the projection of the local disc normal into the plane perpendicular to the photon momentum, and the last spatial tetrad vector is created as the vector product of the others so that the full orthonormal tetrad is formed. Thus we set

$$e_{(t)}^\mu \equiv U^\mu, \quad (\text{A19})$$

$$e_{(x)}^\mu \equiv \frac{p^\mu + p^\nu U_\nu U^\mu}{-p_\sigma U^\sigma}, \quad (\text{A20})$$

$$e_{(y)}^\mu \equiv \frac{n^\mu - \frac{n_\nu p^\nu}{-p_\sigma U^\sigma} e_{(x)}^\mu}{\sqrt{1 - \left(\frac{n_\rho p^\rho}{p_\nu U^\nu}\right)^2}}, \quad (\text{A21})$$

$$e_{(z)}^\mu \equiv \frac{\varepsilon^{\alpha\beta\gamma\mu} U_\alpha p_\beta n_\gamma}{-p_\sigma U^\sigma \sqrt{1 - \left(\frac{n_\rho p^\rho}{p_\nu U^\nu}\right)^2}}, \quad (\text{A22})$$

where $\varepsilon^{\alpha\beta\gamma\mu} = -\delta^{\alpha\beta\gamma\mu}/\sqrt{-g}$ is the permutation tensor defined by the permutation symbol, $\delta^{\alpha\beta\gamma\mu}$, and the metric tensor determinant, $\sqrt{-g} = r^2$, and $n^\mu = (0, 0, -1/r, 0)$ is the local disc's normal. Then using the relations $f^\mu p_\mu = 0$, $U_\theta = 0$, $p_\varphi = 0$, (A16), (A19)–(A22) we arrive at the expression for the change of polarization angle χ_d at the local reference frame of the observer co-moving with the disc with respect to the initial polarization angle $\chi_0 = 0$ at the lamp location

$$\tan \chi_d \equiv \frac{e_{(z)}^\mu f'_\mu}{e_{(y)}^\mu f'_\mu} = \frac{U_t p_r f'_\varphi + U_r f'_\varphi - U_\varphi p_r f'_t}{p_\nu U^\nu f'_\theta - q U^\mu f'_\mu}, \quad (\text{A23})$$

where $U^\mu f'_\mu = U^t f'_t + U^\varphi f'_\varphi$, $p_\nu U^\nu = -U^t$, f'_t , f'_θ , and f'_φ follow from (A15), (A17), and (A18), respectively, where the constants κ_1 and κ_2 have to be inserted from (A3) and (A4), respectively. The radial dependence of χ_d is visualized in Fig. A2 for maximally spinning BH and several lamp-post heights.

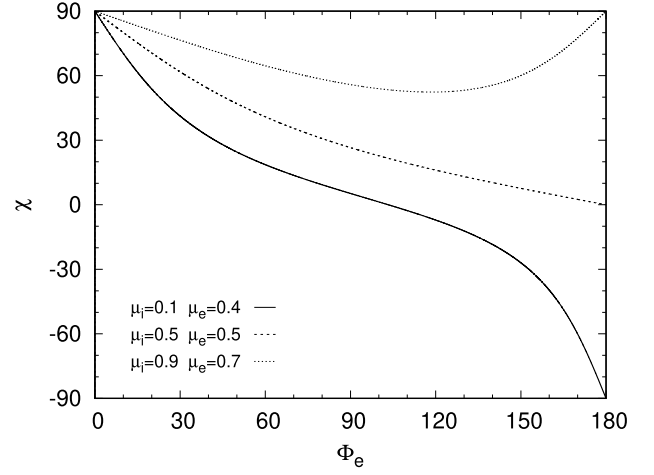


Figure B1. Correction of fig. 4 (right-hand panel) in Dovčiak et al. (2011). The emergent polarization angle χ in the local co-moving frame and its dependence on the emergent azimuthal angle Φ_e for three pairs of incident and emergent cosines of inclination angles μ_i and μ_e .

APPENDIX B: CORRECTION OF LOCAL DISC REFLECTION COMPUTATIONS

We note that a sign error was present in the definition of local polarization angle in polarization induced by reflection computations in Dovčiak et al. (2011), using the Chandrasekhar's formulae (Chandrasekhar 1960). This correction does not propagate to the main results of the current paper, but it should be borne in mind, if one attempts to compare the latest results to the ones in Dovčiak et al. (2011). The Stokes parameter $-U$ was assumed instead of U for the emergent light rays in the local co-moving frame. Thus, right-hand panel of fig. 4 in Dovčiak et al. (2011) should have an opposite y-axis, and we correctly display it here in Fig. B1. This local error then propagated into the global computations of both polarization angle and degree, i.e. figs 6 and 8–14 in Dovčiak et al. (2011).

This paper has been typeset from a $\text{\TeX}/\text{\LaTeX}$ file prepared by the author.