



**HAL**  
open science

## Opinion: Stratospheric Ozone – Depletion, Recovery and New Challenges

Martyn P Chipperfield, Slimane Bekki

► **To cite this version:**

Martyn P Chipperfield, Slimane Bekki. Opinion: Stratospheric Ozone – Depletion, Recovery and New Challenges. Atmospheric Chemistry and Physics Discussions, In press, 10.5194/egusphere-2023-1409 . insu-04171460v1

**HAL Id: insu-04171460**

**<https://insu.hal.science/insu-04171460v1>**

Submitted on 26 Jul 2023 (v1), last revised 4 Mar 2024 (v2)

**HAL** is a multi-disciplinary open access archive for the deposit and dissemination of scientific research documents, whether they are published or not. The documents may come from teaching and research institutions in France or abroad, or from public or private research centers.

L'archive ouverte pluridisciplinaire **HAL**, est destinée au dépôt et à la diffusion de documents scientifiques de niveau recherche, publiés ou non, émanant des établissements d'enseignement et de recherche français ou étrangers, des laboratoires publics ou privés.



# 1 **Opinion: Stratospheric Ozone – Depletion, Recovery and New**

## 2 **Challenges**

3 Martyn P. Chipperfield<sup>1,2</sup> and Slimane Bekki<sup>3</sup>

4 <sup>1</sup>School of Earth and Environment, University of Leeds, LS2 9JT, UK

5 <sup>2</sup>National Centre for Earth Observation, University of Leeds, Leeds LS2 9JT, UK

6 <sup>3</sup>LATMOS/IPSL Sorbonne Université, UVSQ, CNRS, 75005 Paris, France

7 *Correspondence to:* Martyn P. Chipperfield (M.Chipperfield@leeds.ac.uk)

8 **Abstract.** We give a personal perspective on recent issues related to the depletion of stratospheric ozone and some newly  
9 emerging challenges. We first provide a brief review of historic work on understanding the ozone layer where we highlight  
10 some work from the late Paul Crutzen as a contribution to the special issue in his honour. We then review the status of ozone  
11 recovery from the effects of halogenated source gases and discuss the undoubted effectiveness of the Montreal Protocol and  
12 its challenges from renewed production of controlled substances and short-lived uncontrolled substances. We then discuss, in  
13 some detail, the recent observations of ozone depletion through injection of smoke particles from Australian fires in early  
14 2020. Further unexpected perturbations to the ozone layer are occurring at the moment through injection of very large amounts  
15 of water vapour (and some sulphur dioxide) from the Hunga Tonga-Hunga Ha`apai volcano in January 2022. We conclude  
16 with some thoughts on the urgent need to ensure continuity in observations and on how to exploit ever more complex and  
17 expensive models. Overall, the stratospheric ozone layer continues to produce novel research challenges and reveal more  
18 processes that threaten this essential component of the Earth system.

### 19 **1 Introduction**

20 Depletion of the stratospheric ozone layer has been a major environmental issue of the past few decades, especially since the  
21 discovery of the Antarctic ozone hole in 1985 (Farman et al., 1985). The observed depletion at middle and high latitudes has  
22 been caused by increasing abundances of chlorine and bromine species, which are derived from long-lived surface-emitted  
23 halogenated gases, so-called ozone-depleting substances (ODSs). A primary reason for concern is that the ozone layer prevents  
24 harmful, biologically damaging ultraviolet (UV) radiation (wavelengths below about 300 nm) from reaching the surface. This  
25 radiation can, among other impacts, cause skin cancer in humans and can be damaging to plants. Ozone not only absorbs UV  
26 radiation, heating up the stratosphere, but also interacts with terrestrial infrared (IR) radiation. As such, it plays a key role in  
27 determining the temperature structure of the atmosphere. Hence, changes in the ozone layer can also affect surface climate,  
28 and moreover the long-lived ODSs, such as chlorofluorocarbons (CFCs), themselves are also potent greenhouse gases (Velders  
29 et al., 2007).

30  
31 The Montreal Protocol on Substances that Deplete the Ozone Layer was signed in 1987 and ratified two years later. With  
32 several subsequent amendments, the Protocol now controls (limits) the production and consumption of all major long-lived  
33 ODSs, which are ultimately emitted to the atmosphere. The atmospheric abundances of these species have responded to these  
34 controls; the stratospheric levels of chlorine and bromine peaked in the 1990s and are now slowly declining. In consequence,  
35 an increase (‘recovery’) of stratospheric ozone has been detected in the upper stratosphere and the Antarctic, although the  
36 signal is currently small and is difficult to separate from other atmospheric influences. A common measure of recovery is the  
37 date at which stratospheric ozone values are predicted to return to 1980 levels, before the occurrence of large depletion. This



38 return will also be affected by other factors, notably climate change (see **Section 4**). Models predict that this will occur around  
39 the middle of this century (e.g. Dhomse et al., 2018), although there are limitations using this simple measure of the timing of  
40 a specific event for quantifying the ongoing process of recovery. Accordingly, the Montreal Protocol (MP) is arguably the  
41 most successful international environmental treaty to date. However, recent discoveries related to increased emissions of  
42 controlled ODSs and uncontrolled shorter-lived halogenated source gases have raised some concerns on the continued success  
43 of the treaty and the outlook for ozone recovery.

44

45 This Opinion paper gives our personal view of some selected current and future issues in ozone layer science. It is not a review  
46 of the subject; there are many excellent text books and the 4-yearly WMO/UNEP assessments which serve that purpose.  
47 Section 2 gives a brief summary of ozone layer research, with emphasis on the contribution of Paul Crutzen, to whom selected  
48 papers in this issue are dedicated. Section 3 addresses ozone depletion and the role of halogenated species. Section 4 discusses  
49 the new research areas of wildfire smoke and the ozone layer, and the expanding topic of volcanic impacts. Sections 5 and 6  
50 give some personal thoughts on issues related to the availability of observations necessary to follow the evolution of the ozone  
51 layer and modelling developments that are needed. Finally, a summary is provided in Section 7.

## 52 **2 A Century of Ozone Layer Research**

53 Active research into stratospheric ozone dates back around 100 years. Dobson pioneered the detection and quantification of  
54 ozone in the stratosphere using a UV spectrometer (Dobson and Harrison, 1926) following earlier work by Fabry and Buisson  
55 (see historical summary in Brasseur, 2020). A theoretical model for creation of a stratospheric ozone layer, based solely on  
56 oxygen chemistry, was first proposed by Chapman (1930). This was formulated on the slow production and destruction of  
57 ‘odd oxygen’ ( $Ox = O_3 + O(^3P)$ ) along with fast interconversion of  $O_3$  and  $O(^3P)$  within the Ox family. This oxygen-only  
58 model appeared to suffice until the 1960s when improved observations and laboratory measurements of key rate coefficients  
59 revealed a major quantitative discrepancy. The Chapman cycle included the only significant chemical source of Ox, i.e.  
60 photolysis of  $O_2$ , but ignored around 80% of stratospheric Ox loss via catalytic cycles that destroy ozone through reactions  
61 involving HOx, NOx and halogen radicals.

62

63 Here we should highlight the contribution of the late Paul Crutzen (1933 – 2021) to ozone layer science. For a comprehensive  
64 summary of his whole career please see Müller et al. (2022), and references therein, and Solomon (2021a). Paul Crutzen started  
65 contributing to our understanding of the ozone layer very early in his scientific career. In 1965, at Stockholm University,  
66 Crutzen helped visiting US scientist J.R. Blankenship to develop a numerical model of different forms of oxygen in the  
67 stratosphere, mesosphere and lower thermosphere. This marked the start of his scientific career and gave him his first paper  
68 (Blankenship and Crutzen, 1965). Following this work Crutzen chose to study for a PhD in stratospheric ozone as it appeared,  
69 at that time, to be a topic of “pure science related to natural processes” rather than one about human impact. Clearly, that  
70 situation later changed! In due course Crutzen submitted his PhD thesis ‘On the photochemistry of ozone in the stratosphere  
71 and troposphere and pollution of the stratosphere by high-flying aircraft’ to Stockholm University in May 1973.

72

73 In his PhD work (Crutzen 1970, 1971, 1972, 1973), Crutzen was the first to suggest that reactions catalysed by NO and  $NO_2$   
74 control the abundance of ozone in the middle stratosphere (around 25-35 km). This is summarised by the cycle:

75



76



77 Where the sum of NO and  $NO_2$  is termed NOx. This discovery was a major achievement and helped to pave the way for a  
78 quantitative understanding of stratospheric ozone whereby catalytic cycles due to species from various families (HOx, NOx,



79 Clx, Brx) are added to the original oxygen-only model of Chapman (1930). This work formed part of the basis for Crutzen  
80 being awarded the 1995 Nobel Prize for Chemistry jointly with Mario J. Molina and F. Sherwood Rowland "for their work in  
81 atmospheric chemistry, particularly concerning the formation and decomposition of ozone".

82

83 Prior to submitting his PhD thesis Crutzen spent two years (1969-1971) as a visitor to the University of Oxford. Here he  
84 developed his ideas on the importance of NO<sub>x</sub> in controlling ozone in order to address the issue of human-induced perturbations  
85 to the ozone layer caused by emissions from high flying supersonic transport (SST) aircraft. The debate on the atmospheric  
86 impacts of SST had begun in the early 1970s when it was envisaged that large fleets of around 500 aircraft such as the Anglo-  
87 French Concorde might be flown within the lower stratosphere. Through his modelling work Crutzen was aware of inherent  
88 model uncertainties which prompted him to make the statement that the "minimum requirement is therefore that extensive  
89 supersonic air traffic should not take place in the stratosphere before reliable predictions can be made of the possible  
90 environmental consequences of such operations" (Crutzen, 1972). This is an insightful lesson that would be equally applicable  
91 to many other past and present areas of atmospheric science and therefore one worth remembering.

92

93 During the 1970s Crutzen's scientific interests extended into other areas, though he did maintain a link with the stratosphere  
94 through the study of the impact of NO<sub>x</sub> produced from solar proton events on the ozone layer (Solomon and Crutzen, 1981).  
95 He also addressed the budget of stratospheric NO<sub>y</sub> (reactive odd nitrogen) from the perspective of surface sources, highlighting  
96 the human impact on stratospheric ozone of increased fertilizer and associated increased emissions of N<sub>2</sub>O, the main source of  
97 NO<sub>y</sub> (Crutzen and Ehalt, 1977). Following the same reasoning as for N<sub>2</sub>O, he also worked out that the dominant non-volcanic  
98 source of stratospheric sulfur was the surface emissions of carbonyl sulfide (COS), the long-lived atmospheric sulfur  
99 compound (Crutzen, 1976).

100

101 Before his works on N<sub>2</sub>O and COS, Crutzen had also keenly followed the publication of the seminal paper on  
102 chlorofluorocarbons (CFCs) by Molina and Rowland (1974), prompting him to publish a contribution on this topic (Crutzen,  
103 1974). Similarly, following the surprise discovery of the Antarctic Ozone Hole (Farman et al., 1985) Crutzen was quick to  
104 think about the possible implications of co-condensation of HNO<sub>3</sub> and H<sub>2</sub>O at temperatures above that at which pure ice clouds  
105 form as a mechanism for widespread occurrence of polar stratospheric clouds (PSCs) and the initiation of key ozone-destroying  
106 halogen chemistry (Solomon et al., 1986) via heterogeneous reactions on PSCs (Crutzen and Arnold, 1986). In this way  
107 Crutzen made important scientific contributions to the early research into the causes of polar ozone depletion. His later work  
108 on describing the epoch of the Anthropocene still has ongoing relevance to protecting the Earth's ozone layer shield (see  
109 Solomon et al., 2021b). His multi-faceted scientific legacy for stratospheric ozone is assured.

110

### 111 **3 Ozone Depletion and the Montreal Protocol**

112

#### 113 **3.1 Montreal Protocol**

114 The signing of the Montreal Protocol on Substances that Deplete the Ozone Layer in 1987 and its subsequent amendments  
115 have had a major impact on the anthropogenic halogen source to the stratosphere. The Protocol now controls (limits) the  
116 production and consumption of all major long-lived ODSs, which are ultimately emitted to the atmosphere. This control of  
117 ODS production is leading to a net reduction in the tropospheric source gases (**Figure 1a**) which transport chlorine and bromine  
118 to the stratosphere.



119

120 A very important recent development in the Montreal Protocol was the inclusion of hydrofluorocarbons (HFCs) in the Kigali  
121 Amendment of 2016 (WMO, 2018). HFCs do not contain any chlorine or bromine and hence do not lead directly to ozone  
122 depletion. However, they are potent greenhouse gases and are only present in the atmosphere as replacements for CFCs and  
123 HCFCs, hence the need to control these gases and to do so within the MP.

124

125 The majority of long-lived halocarbon source gases are now controlled by the Protocol. Further, or more rapid, reductions in  
126 stratospheric chlorine (and bromine) would depend on extension of the Protocol to chlorinated very short-lived substances  
127 (VSLS), defined as having an atmospheric lifetime of less than 6 months. The prime example of this is dichloromethane  
128 ( $\text{CH}_2\text{Cl}_2$ ) (Hossaini et al., 2017) which, although largely removed in the troposphere, does deliver a large fraction of the  
129 estimated  $130 \pm 20$  pptv of VSLS chlorine to the stratosphere both directly (source gas injection, SGI) and through decay  
130 products (product gas injection, PGI) (see WMO, 2022).

131

132 The history of the MP since its signing in 1987 (and ratification in 1989) has been very successful – as evidenced by the  
133 decreasing loading of stratospheric chlorine and bromine. Indeed, the former UN Secretary General, Kofi Annan, described  
134 the Protocol to be not only “the most successful environmental treaty in history”, but also “perhaps the most successful  
135 international agreement to date” of any kind. However, that success appeared to be challenged for the first time by the  
136 observation of an unexpected reduction in the atmospheric CFC-11 decay rate (Montzka et al., 2018), which implied renewed  
137 emissions. A large fraction of these emissions (at least) were traced to eastern China (Rigby et al., 2019). It should be  
138 emphasised that this detection of apparent contravention of the MP was only possible through continued observations by the  
139 distributed ground-based monitoring networks (see Section 5). Following this discovery, alarm was raised by policy makers  
140 involved in the MP. Updates to these observations three years later (Montzka et al., 2021; Park et al., 2021) show that these  
141 renewed emissions of CFC-11 appeared to have greatly declined. Therefore, we can argue that this episode has been further  
142 evidence of the success of the MP and of the effective combination of monitoring observations, science and policy. It is  
143 important to note that persistent uncertainties remain in the budget of carbon tetrachloride ( $\text{CCl}_4$ ) another of the major  
144 controlled ODS (Sherry et al., 2018).  $\text{CCl}_4$  is produced in large quantities for feedstock use (e.g. Chipperfield et al., 2020) and  
145 it also has soil and oceanic sinks (e.g. Butler et al., 2016). Therefore, it has proved challenging to pin down the atmospheric  
146 budget of this species and explain the apparently slower atmospheric decay than expected based on its estimated lifetime (e.g.  
147 Park et al., 2018). Continued observations of these controlled ODSs, and further improved understanding of their atmospheric  
148 budgets, is important to ensure the continued success of the MP.

149

### 150 **3.2 Ozone Recovery**

151 The undoubted success of the Montreal Protocol in halting and turning around the increasing trend in stratospheric chlorine  
152 and bromine is clearly expected to lead to ozone recovery, e.g. an increase in global ozone. However, the detection of ozone  
153 recovery, and even the definition of what recovery is, has proven difficult. There is now a general consensus that recovery  
154 means ‘recovery from the effects of depletion caused by halogen (chlorine and bromine) species’ (e.g. WMO, 2011).  
155 Stratospheric ozone amounts clearly depend on many other varying factors (e.g. solar radiation, temperature, dynamics) which  
156 can also lead to an increase or a decrease in ozone. These influences need to be removed if the ozone recovery is to be  
157 quantified. Therefore, recovery cannot generally be detected from observations of ozone alone; a statistical or physical model  
158 is needed to isolate the effects of halogen chemistry from other effects.

159



160 Given that recovery is from the effects of halogen-catalysed chemical loss, the clearest signal of recovery would be expected  
161 in regions where this chemistry exerts a strong influence on ozone. Newchurch et al. (2003) first claimed the detection of  
162 ozone recovery in the upper stratosphere where the classical ClO + O cycle (Molina and Rowland, 1974) has its maximum  
163 efficiency. In this region the contributing effects of ozone increase from stratospheric cooling need to be removed, which can  
164 be done by model attribution studies of the different processes (noting that the stratospheric temperature changes can be due  
165 both to increased longwave cooling by CO<sub>2</sub> and less shortwave heating by O<sub>3</sub> itself). It proved more elusive to detect recovery  
166 in the other atmospheric regions subject to large halogen-catalysed loss - namely the polar lower stratospheres. Solomon et al.  
167 (2016) succeeded in detecting Antarctic recovery (or 'healing') by focussing on the period of rapid chemical loss in September,  
168 rather than the period of lowest ozone in October. As expected, the larger variability in Arctic ozone loss has made detection  
169 of any trends in this region difficult. However, using long-term ground-based UV-visible observations, Pazmino et al. (2023)  
170 recently claimed some measure of Arctic ozone recovery.

171

172 At extrapolar latitudes, observations confirm that the ozone decline in 1990s and earlier, caused by increasing atmospheric  
173 concentrations of ODSs, has now transitioned to a slow ozone increase in both hemispheres (**Figure 2**, WMO (2022)). This is  
174 consistent among the ground- and satellite-based measurements and chemistry-climate model simulations in the middle and  
175 upper stratosphere, despite the larger variability of the ground-based measurements. This is apparent in the evolution of  
176 observed and modelled annual mean deseasonalized ozone anomalies, relative to the 1998–2008 climatology of each individual  
177 dataset in **Figure 2**, in the upper stratosphere (42 km or 2 hPa) and in the lower stratosphere (19 km or 70 hPa). Ozone  
178 anomalies over 2017–2020 in the upper stratosphere from most datasets are positive relative to the 1998–2008 average,  
179 consistent with expectations from the CCM simulations. In contrast, lower-stratospheric ozone anomalies over 2017–2020  
180 continue to be about the same as for the 1998–2008 average. In 2019 and 2020, stratospheric ozone values were lower than in  
181 previous years and below the level expected from model simulations (Weber et al., 2020). The particularly low 2020 annual  
182 mean is the result of a very weak BDC and a large and stable Antarctic ozone hole (Klekociuk et al., 2021; Weber et al., 2021).  
183 Such large variability, driven by variations in meteorology and transport (e.g. Chipperfield et al., 2018), is typical for the lower  
184 stratosphere and limits our ability to drawing definite conclusions about long-term trends, especially for the mid-latitudes (30°–  
185 60°) in both hemispheres (see WMO, 2022). Evidently, longer observational time series are needed to reduce the uncertainty  
186 due to this variability.

187

188 While we can see that stratospheric halogen levels are decreasing, and therefore their impact on ozone is decreasing, there are  
189 a number of concerns about the extent and rate of ozone recovery. Clearly, ongoing emissions of chlorine and bromine from  
190 ODSs or VSLS will act to slow down this recovery (Sections 3.1 and 3.3). However, there are other factors which are not  
191 controlled by the MP and which may also lead to decreases in column ozone, ultimately the parameter of primary concern for  
192 protecting the biosphere. There are many studies (e.g. Ball et al., 2018, see also **Figure 2**) which point to an ongoing decrease  
193 in ozone in the mid-latitude lower stratosphere. This may be related to dynamical changes, which are predicted to decrease  
194 tropical column ozone in the future (Section 6). In contrast, Villemayor et al. (2023) have suggested a role for the combined  
195 effects of chlorine, bromine and iodine VSLS acting together. This is a region where further work is needed to determine the  
196 extent of ozone depletion/recovery and to quantify its driving factors.

197

### 198 3.3 Other Issues related to Halogen Chemistry

199 As noted in Section 2.2, VSLS deliver important amounts of chlorine and bromine to the stratosphere. VSLS bromine is largely  
200 of natural oceanic origin and contributes  $5 \pm 2$  pptv to stratospheric bromine, which is around 27% of the total (WMO, 2022).  
201 There is currently no suggestion of a trend in this VSLS bromine contribution but this could potentially occur due to climate



202 feedbacks on the strengths of the emission sources. In contrast, VLSL chlorine is largely of anthropogenic origin. Although  
203 the total VLSL chlorine injection of  $130 \pm 20$  pptv is only 4% of the total stratospheric chlorine (WMO, 2022), it is showing a  
204 small increasing trend notably through increases in the atmospheric abundance of  $\text{CH}_2\text{Cl}_2$  and  $\text{CHCl}_3$  (e.g. Fang et al., 2019;  
205 Claxton et al., 2020). Far larger local stratospheric chlorine inputs from VLSL have recently been observed in regions where  
206 strong convection and emissions co-locate, notably the Asian Summer Monsoon (Adcock et al., 2020).

207  
208 Solomon et al. (1994) pointed out that iodine depletes ozone more efficiently than chlorine, and thus could be responsible for  
209 significant contribution to past and future ozone changes. However, there are still large uncertainties in the main gas- and  
210 condensed-phase iodine photochemical processes (see e.g. Saiz-Lopez et al., 2012; Feng et al. 2023) and observations of  
211 inorganic iodine (Iy) species in the upper troposphere – lower stratosphere (UTLS) are sparse. So far, only a few global 3-D  
212 models have included iodine chemistry (e.g., atmospheric chemistry-climate models such as CAM by Ordóñez et al., 2012;  
213 SOCOL-AERv2-I by Karagodin-Doyennel et al., 2021; WACCM by Cuevas et al., 2022; LMDZ-INCA by Caramet et al., 2023;  
214 Chemical transport models MOZART by Youn et al., 2010; TOMCAT/SLIMCAT by Hossaini et al., 2015 and GEOS-Chem  
215 by Sherwen et al., 2016). These models have included the major sources of iodine from the ocean, including short-lived  
216 iodocarbons (e.g.  $\text{CH}_3\text{I}$ ,  $\text{CH}_2\text{I}_2$ ) and primary HOI and  $\text{I}_2$  emissions (e.g., Carpenter, 2003; Jones et al., 2010, Saiz-Lopez et al.,  
217 2012; Carpenter et al., 2013). Recent measurements have indicated that up to  $0.77 \pm 0.10$  parts per trillion by volume (pptv)  
218 total inorganic iodine is injected to the stratosphere from the oceans (Koenig et al., 2020). These studies have indicated that  
219 iodine may play an important role in stratospheric ozone depletion. However, significant uncertainties remain over the  
220 magnitude and impact of iodine on stratospheric ozone, ranging from a few percent (e.g., Hossaini et al., 2015; Karagodin-  
221 Doyennel et al., 2021) to 10% (Cuevas et al., 2022) and up to 30% (e.g., Ordóñez et al., 2012). Indeed, the contribution of  
222 iodine could become more important (Cuevas et al., 2022; Villemayor et al., 2023) due to the decreasing amounts of  
223 stratospheric chlorine and bromine brought about by the Montreal Protocol (Feng et al., 2021).

224  
225 It is worth pointing out that volcanoes are also a potentially significant source of halogens to the atmosphere (Bobrowski et  
226 al., 2003; Pyle and Mather, 2009). Large halogen-rich eruptions could in principle inject large amounts of halogens, notably  
227 bromine, directly into the stratosphere, causing massive ozone destruction (Kutterolf et al., 2013; Cadoux et al., 2015).  
228 However, this phenomenon has not been observed during the satellite era.

#### 230 **4 Other Challenges**

231 The MP has been focused on reducing ozone depletion by anthropogenic halogens. However, there are other well-known  
232 causes of global ozone perturbations, notably natural ones such as the 11-year solar variability (for which the recent solar cycle  
233 23 showed decreased flux) and stratospheric sulfur injections by large volcanic eruptions (e.g. El Chichon in 1982 and Pinatubo  
234 eruption in 1991) (WMO, 2022). So far, since the start of satellite observations around 1980, these natural factors have had a  
235 relatively limited impact on global ozone and, unlike the anthropogenic halogen threat, are only expected to cause short-term  
236 (decadal timescales at most) fluctuations in stratospheric ozone. Climate change represents a pressing and long-term issue for  
237 stratospheric ozone. The overall impacts of climate change (largely driven by the increase in  $\text{CO}_2$  levels) on stratospheric ozone  
238 are complex, ranging from transport to chemistry effects (e.g. changes in the strength of the stratospheric general circulation,  
239 changes in the tropospheric water flux into the stratosphere, temperature-dependent chemistry effects, chemistry changes  
240 linked to the increasing levels in stratospheric source gases such as  $\text{CH}_4$  and  $\text{N}_2\text{O}$  that are also major the greenhouse gases)  
241 (e.g. WMO, 2018; 2022). Many of these effects are coupled and some of the resulting stratospheric perturbations can, in return,



242 influence the surface climate. Understanding and forecasting the effects of climate change on stratospheric ozone has been a  
243 major challenge for several decades now.

244

245 More recently, other new challenges have emerged. The stratosphere contains aerosol particles which are mostly found in its  
246 lower altitude region. This stratospheric aerosol load is overwhelmingly dominated by supercooled sulfuric acid particles  
247 whose main sources are stratospheric oxidation of volcanic SO<sub>2</sub> and of OCS, a long-lived sulfur species emitted at the surface  
248 (Crutzen, 1976). Sulfuric acid aerosols play an important role in stratospheric chemistry and in the radiative balance of the  
249 atmosphere, notably when it is enhanced volcanically. They provide surfaces for key heterogeneous reactions (Hofmann and  
250 Solomon, 1989). They also cool the surface by scattering incident sunlight back to space and can heat the stratosphere by  
251 absorbing near-infrared radiation (Stenchikov et al., 1998; Robock, 2000). Until quite recently, almost all the observed global  
252 enhancements in stratospheric aerosols and resulting ozone perturbations were linked to sulfur injections by large volcanic  
253 eruptions (e.g. El Chichon in 1983, Mt Pinatubo in 1991). As the stratospheric aerosol variability appeared to be essentially  
254 driven by volcanic sulfur inputs, only sulfur-induced perturbations of stratospheric aerosols have usually been considered  
255 significant for the global stratosphere and climate. This focus on sulfur has also led to the development of sophisticated  
256 stratospheric sulfate aerosol microphysical modules which are now implemented in several global climate models (e.g.  
257 Zanchettin et al., 2016). These models are able to reproduce observed features of the stratospheric aerosol layer rather well,  
258 especially the large enhancements by volcanic eruptions (Zanchettin et al., 2022) and associated ozone losses (Bekki and Pyle,  
259 1994; Mills et al., 2017). These models are also used to assess the impacts of other stratospheric sulfur injections on  
260 stratospheric ozone, for example from aircraft or potential stratospheric geoengineering (Pitari et al., 2014).

261

262 Two recent events have challenged the dominant view that sulfur is the only aerosol component relevant for the global  
263 stratosphere, ozone layer and climate. The first event was the massive Australian wildfires at the turn of 2020, the so-called  
264 Australian New Year's (ANY) event (Khaykin et al., 2020; Peterson et al., 2021), and the second event was the eruption of the  
265 Hunga Tonga – Hunga Ha'apai (HTHH) volcano in January 2022 (Carr et al., 2022; Zuo et al., 2022). The nature and  
266 magnitude of the various stratospheric impacts of these two events have been unexpected and sometimes unprecedented in the  
267 historical records. After intensive research on the stratosphere since the discovery of the Antarctic ozone hole phenomenon in  
268 1985, these two recent events have represented extreme but valuable testbeds of our understanding and modelling of  
269 stratospheric physics and chemistry.

270

## 271 **4.2 Australian Wildfires**

272

### 273 **4.2.1 Injections of Carbonaceous Particles**

274 Wildfires can trigger the formation of pyrocumulonimbus (PyroCb) towers that can rise high depending on meteorological  
275 conditions and intensity of the fires, and transport biomass-burning material into the UTLS (Peterson et al., 2018). The  
276 Australian 'Black Summer' wildfires of 2019–2020 were exceptional in terms of scale, intensity and stratospheric impacts  
277 according to historical records (Damany-Pearce et al., 2022). The strongest set of PyroCb outbreaks occurred at the turn of  
278 2020, injecting massive amounts of gaseous and particulate biomass-burning products above the tropopause, resulting in a  
279 sharp increase in global stratospheric aerosol optical depth (SAOD) which was on a par with the SAOD increases observed  
280 after the strongest volcanic eruptions in the last 27 years, Calbuco in 2015 and Raikoke in 2019 (see **Figure 3**). For example,  
281 of the order of 1 Tg of carbonaceous aerosols and ~25 Tg of H<sub>2</sub>O were released into the lower stratosphere during the ANY





282 event (Khaykin et al., 2020; Damany-Pearce et al., 2022). Most of the impacts of ANY on the stratosphere resulted from  
283 aerosol perturbations.

284

#### 285 **4.2.2 Aerosol Changes**

286 A very peculiar effect of the strong solar heating by the highly absorptive ANY aerosol plumes was the generation of self-  
287 maintained anticyclonic vortices, including one with a diameter of ~1000 km, which contained extremely high concentrations  
288 of wildfire gases and aerosols. The massive and remarkably compact vortex persisted for several months while rising to ~35  
289 km (Khaykin et al., 2020). The aerosol lofting opposed the effect of gravitational settling, extending the residence time of  
290 ANY aerosols in the stratosphere. Stratospheric aerosol levels remained enhanced in the southern hemisphere throughout 2020.  
291 The increase in stratospheric aerosol optical depth (SAOD) was comparable to the increase produced by the Raikoke volcanic  
292 eruption in 2019 which was then the greatest aerosol increments since the massive volcanic eruption of Mt Pinatubo in 1991.

293

#### 294 **4.2.3 Gaseous Composition Changes**

295 ANY stratospheric aerosol changes were accompanied by very unusual large-scale perturbations in gaseous composition. For  
296 example, in the months following the ANY aerosol dispersion, unexpected partitioning between radicals and reservoir species  
297 in the chlorine and nitrogen families were observed at southern mid-latitudes at relatively warm stratospheric temperatures  
298 (Santee et al., 2022). The main stratospheric chlorine reservoir species HCl was found to be largely depleted while the other  
299 chlorine reservoir, ClONO<sub>2</sub>, and the ozone-destroying chlorine radical ClO, were enhanced. The anomalous partitioning is  
300 somewhat reminiscent of the effects of ozone-destroying heterogeneous chemistry on other stratospheric aerosols (sulfuric  
301 acid particles, PSCs) and is likely caused by some heterogeneous processing on the particles (Bernarth et al., 2022; Solomon  
302 et al., 2023). However, the physical state and chemical reactivity of such wildfire carbonaceous particles in the conditions  
303 prevailing in the stratosphere needs to be characterised, notably through laboratory studies and field campaigns.

304

305 Overall, the enhanced ClO concentrations must have resulted in some, albeit weak, chemical ozone depletion. A mini ozone  
306 hole (depletion of up to 100 DU) was also apparent within the largest vortex early on (Khaykin et al., 2020) and the Antarctic  
307 ozone hole was particularly long-lasting in 2020. Different aerosol-driven mechanisms have been proposed to explain ozone  
308 changes, invoking changes in stratospheric dynamics and/or heterogeneous chemistry.

309

#### 310 **4.2.4 Dynamics and Radiative Forcing**

311 In the early phase when aerosol concentrations within the ANY plumes were extremely high, the intense solar heating by ANY  
312 aerosols led to the formation of rising, confined vortex-like plumes through dynamical feedbacks. Once the ANY aerosol  
313 plumes were dispersed and spread, the aerosol heating led to a pronounced large-scale warming of the southern lower  
314 stratosphere (Stocker et al., 2021; Damany-Pearce et al., 2022) which was stronger than any warmings from recent volcanic  
315 eruptions.

316

317 The radiative forcing of ANY aerosols is difficult to estimate by comparison to that from sulfate aerosols. Sulfate aerosols  
318 cool the surface by efficiently scattering incoming sunlight back to space which dominates the surface warming tendency from  
319 their absorption of longwave radiation. Carbonaceous aerosols not only scatter solar radiation but also absorb it, and this  
320 absorption is strongly dependent on the aerosol composition. ANY aerosols are thought to have been mostly composed of a  
321 small fraction of black carbon (BC, soot-like component) and a vastly dominant fraction of organic material (OM, including



322 the so-called brown carbon (BrC) component) (Liu et al., 2022). BC absorbs across the entire solar spectrum and hence is by  
323 far the most efficient source of heating. Most OM compounds absorb strongly in the IR and UV wavelengths, but are relatively  
324 transparent in the visible and near-IR wavelengths. This is not the case for BrC which can also absorb in the blue and near-UV  
325 spectral regions, albeit with a much weaker efficiency than BC (Laskin et al., 2015; Yu et al., 2021). Since the exact  
326 composition, mixture state, and size of ANY carbonaceous aerosols are poorly constrained, the ANY radiative impact remains  
327 difficult to quantify. Estimations of ANY aerosol surface radiative forcing (RF) vary from negligible to about  $-1 \text{ W m}^{-2}$ ; this  
328 range can be compared to the RF of small to moderate volcanic eruptions during the last 3 decades, estimated at between  $-0.1$   
329 and  $-0.2 \text{ W m}^{-2}$  (Sellitto et al., 2022a; Liu et al., 2022). An additional complication in the ANYRF estimation is the effect of  
330 the aerosol-driven stratospheric warming on the longwave radiation budget (Liu et al., 2022).

331

### 332 **4.3 Hunga Tonga – Hunga Ha`apai volcanic eruption of the January 15<sup>th</sup>, 2022**

333

#### 334 **4.3.1 Injection of H<sub>2</sub>O and Sulfur**

335 The eruption of the Hunga Tonga – Hunga Ha`apai volcano with an underwater caldera occurred on January 15<sup>th</sup> 2022. Several  
336 features of this eruption were unique in the record of stratospheric observations. First, it generated a very powerful blast that  
337 injected volcanic material up to an altitude of nearly 58 km (Proud et al., 2022; Carr et al., 2022). A plume from a moderate  
338 eruption reaching the lower mesosphere was barely conceivable until this event, especially when the plume of the Mt Pinatubo  
339 eruption in 1991 with an explosivity index larger than the HTHH eruption reached at most an altitude of  $\sim 40$  km (McCormick  
340 et al., 1995). Second, the HTHH eruption injected a very small amount of SO<sub>2</sub> (0.4-0.5 Tg) but a very large quantity of H<sub>2</sub>O  
341 into the middle atmosphere, between 120 and 150 Tg (Carn et al., 2022; Millan et al., 2022; Xu et al., 2022; Khaykin et al.,  
342 2022), resulting in unprecedented increases in stratospheric water vapour (see **Figure 4**). Again, such a volcanic emission  
343 scenario had not been generally considered previously. H<sub>2</sub>O isotopic ratio data strongly suggest that sea water was a major  
344 source of stratospheric hydration by the HTHH eruption (Khaykin et al., 2022).

345

#### 346 **4.3.2 H<sub>2</sub>O and Sulfate Aerosol Changes**

347 Following the HTHH eruption, the global stratospheric water content increased by approximately 10%, which is unprecedented  
348 in the entire observational record dating back to 1985. Note that, as there are no significant sinks of H<sub>2</sub>O within the stratosphere,  
349 this excess H<sub>2</sub>O is expected to last over several years. In contrast, volcanic sulfate particles have a shorter residence time in  
350 the stratosphere, typically a year, because of the effect of gravitational sedimentation.

351

352 Most of the SO<sub>2</sub> was oxidised to sulfate aerosols within a month because of the H<sub>2</sub>O-driven OH enhancement (Zhu et al.,  
353 2022). As a result, the SAOD (averaged between 60°S and 60°N above 380 K) increased rapidly and reached a peak 5 months  
354 after the eruption (Khaykin et al., 2022). Surprisingly, the magnitude of the SAOD increment did not follow at all the usual  
355 relationship between SAOD and volcanic SO<sub>2</sub> mass. The ANY SAOD peak exceeded by about a factor 2 the SAOD  
356 perturbations caused by all the volcanic or wildfire events in the last three decades, including the 2019 Raikoke eruption that  
357 injected two times more SO<sub>2</sub> than the Toga eruption. This 4-fold enhancement in SAOD for the HTHH eruption compared to  
358 the SAOD expected for a 0.4-0.5 Tg SO<sub>2</sub> injection, such as the 2015 Calbuco eruption, could not be due to the possible presence  
359 of volcanic ash because that was apparently removed within days after the eruption and, according to satellite data, ANY  
360 aerosols were essentially liquid sulfate droplets (Legras et al., 2022; Bernath et al., 2023). The highly enhanced SAOD must  
361 have its origin in the excess humidity in the stratosphere, possibly through aerosol hygroscopic growth or coagulation. Indeed,



362 in sulfate aerosol microphysical model simulations of the HTHH eruption, the SAOD generated by the  $\sim 0.4$  Tg  $\text{SO}_2$  injection  
363 is approximately doubled by the co-injection of 150 Tg of water (Zhu et al., 2022). However, the model still underestimates  
364 observed SAOD by a factor 2, suggesting that the effect of water vapour on sulfate aerosols is yet not fully understood. Model  
365 simulations indicate that stratospheric ozone has been significantly impacted by the eruption following several mechanisms  
366 (e.g. heterogeneous chemistry on diluted sulfate aerosols,  $\text{H}_2\text{O}$ -enhanced gas-phase radical chemistry, and circulation changes).  
367

#### 368 **4.3.3 Dynamics and Radiative Forcing**

369 It is worth recalling that an increased lower stratospheric  $\text{H}_2\text{O}$  and enhanced stratospheric sulfate aerosols generally have  
370 opposite radiative impacts. The  $\text{H}_2\text{O}$  increment tends to cool the stratosphere and warm the surface while a sulfate aerosol  
371 increment tends to warm the stratosphere and cool the surface.

372

373 The water vapour content within the plume was initially so large that the  $\text{H}_2\text{O}$  radiative cooling led to a descent of the plume  
374 during the first weeks after the eruption (Sellitto et al., 2022b). After this initial phase, negative temperature anomalies were  
375 found to be correlated with  $\text{H}_2\text{O}$ -rich layers and cooling rate (Schoeberl et al., 2022). The decrease in global temperatures were  
376 rather extreme in the mid-stratosphere during 2022, deviating markedly from the previous 42 years of meteorological data  
377 (Coy et al., 2022). The sign of the stratospheric temperature response confirms that the  $\text{H}_2\text{O}$  cooling clearly dominated the  
378 sulfate aerosol warming in the stratosphere. These temperature perturbations were also accompanied by circulation  
379 adjustments.

380

381 The effect of the HTHH event on surface climate is not as clear-cut as in the stratosphere. RF model calculations suggest that  
382 ultimately the eruption warmed the surface; i.e. that the  $\text{H}_2\text{O}$  warming was slightly dominant over sulfate cooling (Sellitto et  
383 al., 2022b; Jenkins et al., 2023). Interestingly, the initial RF model calculations only took into account the amount of sulfur  
384 injected and hence concluded that the HTHH eruption would slightly cool the surface (Zuo et al., 2022). It is also worth  
385 pointing out that, as global warming intensifies, massive wildfires and of pyro-convective injections of carbonaceous particles  
386 in the stratosphere are expected to become more frequent. Pyro-convection could turn into a significant source of large-scale  
387 perturbations for stratospheric ozone and climate. As such, it will be necessary to account for it in Earth system models (ESMs)  
388 in the future.

389

#### 390 **5 Maintaining Observational Capacity**

391 Our understanding of the ozone layer, and the processes which control its evolution including those outlined here, depend on  
392 the availability of high-quality observations. In recent years we have benefitted from a wealth of observations from ground-  
393 based networks, balloon and aircraft flights and satellites. However, there are several indications that we will be hampered by  
394 fewer observations in the future.

395

396 Several currently operational spaceborne instruments are well beyond their design lifetimes, and some are scheduled to be  
397 decommissioned in the next few years. Instruments whose data have been cited here or regularly used as part of the 4-yearly  
398 WMO/UNEP Ozone Assessments (e.g. WMO, 2022) will likely cease operations within the next few years, including the Aura  
399 Microwave Limb Sounder (MLS), the SciSat Atmospheric Chemistry Experiment Fourier Transform Spectrometer (ACE-  
400 FTS), the Odin Optical Spectrograph and Infrared Imager System (OSIRIS), and the Odin Sub-Millimetre Radiometer (SMR).  
401 With the loss of these current limb-viewing capabilities, vertically resolved global measurements of many trace gases relevant



402 for studies of stratospheric chemistry and dynamics will no longer be available. These trace gases include reactive (ClO) and  
403 reservoir (HCl, ClONO<sub>2</sub>) chlorine species, water vapour, nitric acid (HNO<sub>3</sub>), and long-lived transport tracers (e.g., nitrous  
404 oxide, N<sub>2</sub>O; methane, CH<sub>4</sub>; carbon monoxide, CO). As noted in WMO (2022), the 2021 Report of the Ozone Research  
405 Managers of the Parties to the Vienna Convention identified the need to “continue limb emission and infrared solar occultation  
406 observations from space” that are “necessary for global vertical profiles of many ozone- and climate-related trace gases” as  
407 one of the “key systematic observations recommendations.” Indeed, the impending loss of these measurements, many of which  
408 have been taken continuously over the last several decades, will hamper our ability to reduce key uncertainties in our  
409 understanding of stratospheric ozone depletion, including the lack of emergence of a clear signature of recovery in the Arctic,  
410 the potential influence of volcanic and wildfire emissions, the role of VSLS, and the impact of strengthening of the Brewer-  
411 Dobson circulation. It may take many years for the next generation of improved limb sounders to become operational and  
412 provide us with the observational capacity that we have been used to over the past three decades. For example, the novel, high  
413 resolution Changing Atmosphere Infra-Red Tomography Explorer (CAIRT) (<https://www.cairt.eu/>) is currently a candidate  
414 mission for a European Space Agency Earth Explorer mission.

415

416 Ground-based networks have also proved essential for our continued study of the ozone layer and processes that affect it.  
417 Examples are the Network for the Detection of Atmospheric Composition Change (NDACC, De Mazière et al., 2018), and the  
418 National Oceanic and Atmospheric Administration (NOAA, e.g. Montzka et al., 2018) and Advanced Global Atmospheric  
419 Gases Experiment (AGAGE, e.g. Rigby et al., 2019) surface networks. While these networks have an important monitoring  
420 function, the data acquired have proved central to the validation of satellite measurements and to the identification of many of  
421 the new scientific challenges discussed here. The benefit of these data sets increases greatly as the time series extend so that  
422 longer term variations can be characterised and studied. Therefore it is very important to maintain their continuity.

423

## 424 **6 Chemistry-Climate Modelling and Ozone Projections**

425 Our understanding of the chemical, dynamic and radiative processes and of their couplings which control stratospheric ozone  
426 is encapsulated in mathematical form in numerical models. These models are powerful tools and simulators in tackling a range  
427 of scientific and societal challenges. Obviously, they can only include known processes (as the discovery of the Antarctic  
428 ozone hole demonstrated) and even for these there can be significant uncertainties. Overall, progress in our understanding of  
429 the ozone layer will depend on the improvement and careful application of a hierarchy of models from detailed chemical-  
430 aerosol box models to complex chemistry-climate models (CCMs).

431

432 Regarding CCMs, these models can be very computationally expensive to run. Huge advances in computing resources allow  
433 ever more complex processes to be added to models which can help understanding of feedback pathways but can mean that  
434 simulations are often at the limit of what is practical. A set of ensemble simulations (needed to characterise the model internal  
435 variability) can take many months of real time even on a powerful High Performance Computing (HPC) system. The costs  
436 increase as other modules, such as ocean and biosphere, are added to build an ESM. Therefore, simulations need to be planned  
437 carefully. Results from any given CCM (or ESM) will have various causes of uncertainty: (1) scenario uncertainty – related for  
438 example to the ODS and GHG scenarios used to force the model; (2) structural uncertainty – related to the model grid and  
439 parameterisations used to represent known processes and (3) internal variability. To address (3) CCMs need to perform an  
440 ensemble of simulations. To address (2) a selection of models are needed to perform a given experiment in order to obtain a  
441 robust result (in the sense that the result is not, or at least only weakly, model-dependent). For example, an important use of  
442 CCMs is to predict recovery of the ozone layer from chlorine and bromine-catalysed loss, and the dependence of that recovery



443 on climate change. These results are obtained from projects such as the Chemistry-Climate Modelling Initiative (CCMI,  
444 <https://igacproject.org/activities/CCMI>) and feed into the WMO/UNEP Assessments. It is important that the participating  
445 models have been thoroughly evaluated and that they perform sufficient experiments (with ensemble members). For example,  
446 as noted by Dhomse et al. (2018), robust estimates of sensitivity to GHG scenarios are better achieved when all (well evaluated)  
447 models perform all experiments.

448

449 Given the increasing computational cost of the CCM (or ESM) simulations then it seems desirable that some other approaches  
450 are used to update projections of ozone layer recovery. A commonly used metric is the ‘ozone return date’ (see **Figure 1b**).  
451 This is the date at which modelled ozone levels return to a reference value, which is often taken to be 1960 or 1980. These  
452 return dates are, for example, typically around 2040 for global mean column ozone and 2066 for the Antarctic in October, but  
453 with large uncertainty due to e.g. GHG scenarios (WMO, 2022). Performing simulations to update these estimates is expensive  
454 with possibly only a small benefit if the ODS and GHG scenarios have only changed slightly. Therefore, alternative approaches  
455 should be investigated for estimating, for example, the dependence of the ozone return date on the chlorine and bromine return  
456 dates, and the sensitivity of this to different GHGs.

457

458 Recently, Pyle et al. (2022) proposed the Integrated Ozone Depletion (IOD) metric and showed how it applies to similar long-  
459 lived ODSs. IOD is an absolute measure of the time-integrated column ozone depletion for different halocarbon scenarios  
460 which, for long-lived ODSs, reduces to a simple empirical formula with a model-derived scaling factor. As noted above,  
461 application of ODPs to VLSL depends on the distribution of the surface emissions, which leads to a range of IOD values.  
462 Because VLSL can cause ozone changes in the troposphere, Zhang et al. (2020) proposed the use of ‘stratospheric ODP’  
463 (SODP) as a simpler and more direct measure of only stratospheric column changes. Further work from the modelling  
464 community is needed to derive a robust range of (S)ODPs for VLSL, and to also extend the work of Pyle et al. (2022) to  
465 investigate how to apply the IOD metric to VLSL. In particular, we need to test the sensitivity of modelled ozone depletion to  
466 emissions (i.e. IOD scaling factor).

467

## 468 **7 Summary**

469 This Opinion article demonstrates that after 100 years of research, and nearly 4 decades after the discovery of the Antarctic  
470 ozone hole, the stratospheric ozone layer is still throwing up surprises and new research challenges, showing that we cannot  
471 lower our guard on this global environmental issue. The great progress that we have made in ozone layer science has been  
472 achieved through the combination of laboratory studies, observations from a range of platforms, and modelling. All of these  
473 components are essential for continued progress in research and policymaking concerning the preservation of the ozone layer.  
474 Our personal experience has also convinced us of the great importance of collaborative international programmes and  
475 campaigns which have been truly instrumental in advancing our knowledge on the topic. Ultimately, society’s interest in the  
476 ozone layer is due to the impact of ozone depletion on surface UV and climate. As this article has shown, although the ozone  
477 layer is demonstrating recovery from the effects of long-lived ODSs, other processes such as uncontrolled short-lived species,  
478 changing dynamics, and wildfire smoke, threaten further depletion. We need to continue to observe, understand and model  
479 these processes; *Atmospheric Chemistry and Physics* will continue to provide a primary journal for our community’s major  
480 advances in these areas.

481



482 **List of Acronyms**

483 ANY – Australia New Year  
484 CCM – Chemistry-climate model  
485 EECL – Equivalent effective chlorine  
486 ESM – Earth system model  
487 GHG – Greenhouse gas  
488 HTHH – Hunga Tunga – Hunga Ha’apai  
489 IOD – Integrated ozone depletion  
490 MP – Montreal Protocol  
491 ODP – Ozone depletion potential  
492 ODS – Ozone depleting substance  
493 PGI – Product gas injection  
494 PSC – Polar stratospheric cloud  
495 RF – Radiative forcing  
496 SAOD – Stratospheric aerosol optical depth  
497 SGI – Source gas injection  
498 SODP – Stratospheric ODP  
499 UTLS – Upper troposphere – lower stratosphere  
500 UV – Ultraviolet  
501 VSLS – Very short-lived substance  
502 WMO – World Meteorological Organisation  
503

504 **Author Contributions**

505 Both authors contributed to the writing of this article.  
506

507 **Competing Interests**

508 The authors declare that they have no conflicts of interest.  
509

510 **Acknowledgements**

511 MPC and SB thank numerous colleagues for past discussions on the topics described here. In particular, MPC thanks the co-  
512 lead authors of the recent WMO assessment ozone chapters: Michelle Santee, Birgit Hassler and Paul Young. MPC also thanks  
513 Ryan Hossaini and Sandip Dhomse for specific comments. SB thanks Sergey Khaykin, Gwenael Berthet, and Jean-Paul  
514 Vernier. MPC thanks UK NERC for support through the LSO3 project (NE/V011863/1). SB thanks the support of the French  
515 Agence Nationale de la Recherche (ANR) PyroStrat project (Grant No: 21-CE01-0028-01) and Centre National d’Etudes  
516 Spatiales (CNES) BeSAFE project.



517 **References**

- 518 Adcock, K. E., Fraser, P. J., Hall, B. D., Langenfelds, R. L., Lee, G., Montzka, S. A., et al.: Aircraft-based observations of  
519 ozone-depleting substances in the upper troposphere and lower stratosphere in and above the Asian summer monsoon, *J.*  
520 *Geophys. Res.*, 126, e2020JD033137. <https://doi.org/10.1029/2020JD033137>, 2020.
- 521 Arosio, C., A. Rozanov, E. Malinina, K.-U. Eichmann, T. von Clarmann, and J.P. Burrows, Retrieval of ozone profiles from  
522 OMPS limb scattering observations, *Atmos. Meas. Tech.*, 11, 2135–2149, doi:10.5194/amt-11-2135-2018, 2018.
- 523 Ball, W.T., Alsing, J., Mortlock, D.J., Staehelin, J., Haigh, J.D., Peter, T., Tummon, F., Stuebi, R., Stenke, A., Anderson, J.,  
524 Bourassa, A., Davis, S., Degenstein, D., Frith, S., Froidevaux, L., Roth, C., Sofieva, V., Wang, R., Wild, P. Yu, J., Ziemke,  
525 J., Rozanov, E.V., Evidence for a continuous decline in lower stratospheric ozone offsetting ozone layer recovery, *Atmos.*  
526 *Chem. Phys.*, 18, 1379-1394, 10.5194/acp-18-1379-2018, 2018.
- 527 Bekki, S., and Pyle, J. A.: A two-dimensional study of the volcanic eruption of Mount Pinatubo, *Geophys. Res. Lett.*, 99,  
528 18861-18869, <https://doi.org/10.5194/acp-17-2229-2017>, 1994.
- 529 Bernath, P., Boone, C., and Crouse, J.: Wildfire smoke destroys stratospheric ozone. *Science*, 375(6586), 1292–1295.  
530 <https://doi.org/10.1126/science.abm5611>, 2022.
- 531 Bernath, P., Boone, C., Pastorek, A., Cameron, D., and Lecours, M.: Satellite characterization of global stratospheric sulfate  
532 aerosols released by Tonga volcano, *J. Quant. Spectrosc. Rad. Transf.*, 299, 108520,  
533 <https://doi.org/10.1016/j.jqsrt.2023.108520>, 2023.
- 534 Blankenship, J.R. and Crutzen P.J: A photochemical model for the space-time variations of the oxygen allotropes in the 20 to  
535 100 km later, *Tellus* 18, 160-176, 1965.
- 536 Bobrowski, N., Hönninger, G., Galle, B., and Platt, U.: Detection of bromine monoxide in a volcanic plume, *Nature*, 423, 273–  
537 276, <https://doi.org/10.1038/nature01625>, 2003.
- 538 Brasseur, G., The ozone layer from discovery to recovery, American Meteorological Society, ISBN 1944970541,  
539 9781944970543, 2020.
- 540 Butler, J. H., Yvon-Lewis, S. A., Lobert, J. M., King, D. B., Montzka, S. A., Bullister, J. L., Koropalov, V., Elkins, J. W., Hall,  
541 B. D., Hu, L., and Liu, Y.: A comprehensive estimate for loss of atmospheric carbon tetrachloride (CCl<sub>4</sub>) to the ocean,  
542 *Atmos. Chem. Phys.*, 16, 10899–10910, <https://doi.org/10.5194/acp-16-10899-2016>, 2016.
- 543 Cadoux, A., Scaillet, B., Bekki, S., Oppenheimer, C., and Druitt, T. H.: Stratospheric Ozone destruction by the Bronze-Age  
544 Minoan eruption (Santorini Volcano, Greece), *Sci. Rep.-UK*, 5, 12243, <https://doi.org/10.1038/srep12243>, 2015.
- 545 Caram, C., Szopa, S., Cozic, A., Bekki, S., Cuevas, C.A., and Saiz-Lopez, A.: Sensitivity of tropospheric ozone to halogen  
546 chemistry in the chemistry-climate model LMDZ-INCA-vNMHC, *Atmos. Chem. Phys.*, [https://doi.org/10.5194/gmd-2021-](https://doi.org/10.5194/gmd-2021-388)  
547 388, in press, 2023.
- 548 Carpenter, L. J.: Iodine in the marine boundary layer. *Chemical Reviews*, 103(12), 4953–4962. doi:10.1021/cr0206465, 2003.
- 549 Carpenter, L. J., MacDonald, S. M., Shaw, M. D., Kumar, R., Saunders, R. W., Parthipan, R., et al., Atmospheric iodine levels  
550 influenced by sea surface emissions of inorganic iodine. *Nature Geoscience*, 6(2), 108–111.  
551 <https://doi.org/10.1038/ngeo1687>, 2013.
- 552 Carr, J. L., Horváth, Á., Wu, D. L. & Friberg, M. D. Stereo plume height and motion retrievals for the record-setting Hunga  
553 Tonga-Hunga Ha’apai eruption of 15 January 2022, *Geophys. Res. Lett.*, 49, e2022GL098131, 2022.
- 554 Cam, S.A., Krotkov, N.A., Fisher, B.L., and Li C.: Out of the blue: Volcanic SO<sub>2</sub> emissions during the 2021–2022 eruptions  
555 of Hunga Tonga-Hunga Ha’apai (Tonga), *Front. Earth Sci.*, 10:976962, doi: 10.3389/feart.2022.976962, 2022.
- 556 Chapman, S.: A theory of upper-atmospheric ozone, *Memoirs of the Royal Meteorological Society*, 3, 103-125, 1930.
- 557 Chipperfield, M.P., S. Bekki, S. Dhomse, N.R.P. Harris, B. Hassler, R. Hossaini, W. Steinbrecht, R. Thieblemont and M.  
558 Weber: Detecting recovery of the stratospheric ozone layer, *Nature*, 549, 211-218, doi:10.1038/nature23681, 2017.



- 559 Chipperfield, M.P., S.S. Dhomse, W. Feng, R.L. McKenzie, G. Velders, and J.A. Pyle: Quantifying the ozone and UV benefits  
560 already achieved by the Montreal Protocol, *Nat. Commun.*, 6, 7233, doi:10.1038/ncomms8233, 2015.
- 561 Chipperfield, M.P., S. Dhomse, R. Hossaini, W. Feng, M.L. Santee, M. Weber, J.P. Burrows, J.D. Wild, D. Loyola, and M.  
562 Coldewey-Egbers, On the cause of recent variations in lower stratospheric ozone, *Geophys. Res. Lett.*, 45, 5718–5726,  
563 doi:10.1029/2018gl078071, 2018.
- 564 Chipperfield, M.P., R. Hossaini, S.A. Montzka, S. Reimann, D. Sherry, and S. Tegtmeier: Renewed and emerging concerns  
565 over the production and emission of ozone-depleting substances, *Nat. Rev. Earth Environ.*, 1 (5), 251–263,  
566 doi:10.1038/s43017-020-0048-8, 2020.
- 567 Claxton, T., R. Hossaini, C. Wilson, S.A. Montzka, M.P. Chipperfield, O. Wild, E.M. Bednarz, L.J. Carpenter, S.J. Andrews,  
568 S.C. Hackenberg, J. Mühle, D. Oram, S. Park, M. Park, E. Atlas, M. Navarro, S. Schauffler, D. Sherry, M. Vollmer, T.  
569 Schuck, A. Engel, P.B. Krummel, M. Maione, J. Arduini, T. Saito, Y. Yokouchi, S. O’Doherty, D. Young, and C. Lunder,  
570 A synthesis inversion to constrain global emissions of two very short lived chlorocarbons: dichloromethane, and  
571 perchloroethylene, *J. Geophys. Res. Atmos.*, 125, e2019JD031818, doi:10.1029/2019JD031818, 2020.
- 572 Coy, L., Newman, P. A., Wargan, K., Partyka, G., Strahan, S., and Pawson, S.: Stratospheric Circulation Changes Associated  
573 with the Hunga Tonga-Hunga Ha’apai Eruption, *Geophys. Res. Lett.*, 49, e2022GL100982,  
574 <https://doi.org/10.1029/2022GL100982>, 2022.
- 575 Crutzen, P.J.: The influence of nitrogen oxides on the atmospheric ozone content, *Q. J. R. Meteorol. Soc.*, 96, 320-325, 1970.
- 576 Crutzen, P.J.: Ozone production rates in oxygen-hydrogen-nitrogen oxide atmosphere, *J. Geophys. Res.* 76, 7311–7327,  
577 doi:10.1029/JC076i030p07311, 1971.
- 578 Crutzen, P.J.: SSTs: a threat to the Earth’s ozone shield, *Ambio* 1, 41–51, <http://www.jstor.org/stable/4311946>, 1972.
- 579 Crutzen, P.J.: A discussion of the chemistry of some minor constituents in the stratosphere and troposphere, *Pure App Geophys.*,  
580 106-10, 1385-1399, 1973.
- 581 Crutzen, P.J.: Estimates of possible future ozone reductions from continued use of fluorochloromethanes (CF<sub>2</sub>Cl<sub>2</sub>, CFCl<sub>3</sub>),  
582 *Geophys. Res. Lett.*, 1, 205–208, doi:10.1029/GL001i005p00205, 1974.
- 583 Crutzen, P.J.: The possible importance of CSO for the sulphate layer of the stratosphere, *Geophys. Res. Lett.*, 3(2), 73– 76,  
584 doi:10.1029/GL003i002p00073, 1976.
- 585 Crutzen, P.J. and Arnold, F.: Nitric acid cloud formation in the cold Antarctic stratosphere: a major cause for the springtime  
586 ‘ozone hole’, *Nature*, 324, 651–655, doi:10.1038/324651a0, 1986.
- 587 Crutzen, P.J. and Ehalt D.H.: Effects of nitrogen fertilizers and combustion on the stratospheric ozone layer, *Ambio*, 6, 1-3,  
588 112-117, 1977.
- 589 Cuevas, C.A., Fernandez, R.P., Kinnison, D.E., Li, Q., Lamarque, J.-F., Trabelsi, T., Francisco, J.S., Solomon, S., and Saiz-  
590 Lopez, A., The influence of iodine on the Antarctic stratospheric ozone hole, *Proceedings of the National Academy of*  
591 *Sciences*, 119, doi:10.1073/pnas.2110864119, 2022.
- 592 Damany-Pearce, L., Johnson, B., Wells, A., Osborne, M., Allan, J., Belcher, C., et al.: Australian wildfires cause the largest  
593 stratospheric warming since Pinatubo and extends the lifetime of the Antarctic ozone hole, *Nat. Sci. Rep.*, 12(1), 1-15.  
594 <https://doi.org/10.1038/s41598-022-15794-3>, 2022.
- 595 De Mazière, M., Thompson, A. M., Kurylo, M. J., Wild, J. D., Bernhard, G., Blumenstock, T., Braathen, G. O., Hannigan, J.  
596 W., Lambert, J.-C., Leblanc, T., McGee, T. J., Nedoluha, G., Petropavlovskikh, I., Seckmeyer, G., Simon, P. C., Steinbrecht,  
597 W., and Strahan, S. E.: The Network for the Detection of Atmospheric Composition Change (NDACC): history, status and  
598 perspectives, *Atmos. Chem. Phys.*, 18, 4935–4964, doi:10.5194/acp-18-4935-2018, 2018.
- 599 Dhomse, S.S., W. Feng, S.A. Montzka, R. Hossaini, J. Keeble, J.A. Pyle, J.S. Daniel and M.P. Chipperfield, Delay in recovery  
600 of the Antarctic ozone hole from unexpected CFC-11 emissions, *Nature Communications*, 10, 5781, doi:10.1038/s41467-  
601 019-13717-x, 2019.





- 602 Dhomse, S.S., D. Kinnison, M.P. Chipperfield, R.J. Salawitch, I. Cionni, M. Hegglin, N.L. Abraham, H. Akiyoshi, A.T.  
603 Archibald, E.M. Bednarz, S. Bekki, P. Braesicke, N. Butchart, M. Dameris, M. Deushi, S. Frith, S.C. Hardiman, B. Hassler,  
604 L.W. Horowitz, R.-M. Hu, P. Joeckel, B. Josse, O. Kirner, S. Kremser, U. Langematz, J. Lewis, M. Marchand, M. Lin, E.  
605 Mancini, V. Marecal, M. Michou, O. Morgenstern, F. O'Connor, L. Oman, G. Pitari, D.A. Plummer, J.A. Pyle, L.E. Revell,  
606 E. Rozanov, R. Schofield, A. Stenke, K. Stone, K. Sudo, S. Tilmes, D. Vioni, Y. Yamashita and G. Zeng, Estimates of  
607 ozone return dates from Chemistry-Climate Model Initiative simulations, *Atmos. Chem. Phys.*, **18**, 8409-8438,  
608 doi:10.5194/acp-18-8409-2018, 2018.
- 609 Dobson, G.M.B., and D.H. Harrison, Measurements of the amount of ozone in the Earth's atmosphere and its relation to other  
610 geophysical conditions, *Proc. R. Soc. Lond. A*, **110**, 662-693, doi:10.1098/rspa.1926.0040, 1926.
- 611 Fang, X., Park, S., Saito, T. et al. Rapid increase in ozone-depleting chloroform emissions from China. *Nature Geosci* **12**, 89–  
612 93, <https://doi.org/10.1038/s41561-018-0278-2>, 2019.
- 613 Farman, J. C., Gardiner, B. G. & Shanklin, J. D.: Large losses of total ozone in Antarctica reveal seasonal ClO<sub>x</sub>/NO<sub>x</sub>  
614 interaction, *Nature*, **315**, 207–210, doi:10.1038/315207a0, 1985.
- 615 Feng, W., Dhomse, S. S., Arosio, C., Weber, M., Burrows, J. P., Santee, M. L., & Chipperfield, M. P., Arctic ozone depletion  
616 in 2019/20: Roles of chemistry, dynamics and the Montreal Protocol. *Geophys. Res. Lett.*, **48**, e2020GL091911.  
617 doi:10.1029/2020GL091911, 2021.
- 618 Feng, W., Plane, J. M. C., Chipperfield, M. P., Saiz-Lopez, A., and Booth, J.-P., Potential stratospheric ozone depletion due  
619 to iodine injection from small satellites. *Geophys. Res. Lett.*, **50**, e2022GL102300. doi:10.1029/2022GL102300, 2023.
- 620 Froidevaux, L., Anderson, J., Wang, H.-J., Fuller, R. A., Schwartz, M. J., Santee, M. L., Livesey, N. J., Pumphrey, H. C.,  
621 Bernath, P. F., Russell III, J. M., and McCormick, M. P.: Global Ozone Chemistry And Related trace gas Data records for  
622 the Stratosphere (GOZCARDS): methodology and sample results with a focus on HCl, H<sub>2</sub>O, and O<sub>3</sub>, *Atmos. Chem. Phys.*,  
623 **15**, 10471–10507, doi:10.5194/acp-15-10471-2015, 2015.
- 624 Hofmann, D.J., and Solomon, S.: Ozone destruction through heterogeneous chemistry following the eruption of El Chichon.  
625 *J. Geophys. Res. Atmos.*, **94**, 5029–5041, <https://doi.org/10.1029/JD094iD04p05029>, 1989.
- 626 Hossaini, R., M.P. Chipperfield, S.A. Montzka, A.A. Leeson, S.S. Dhomse and J.A. Pyle, The increasing threat to stratospheric  
627 ozone from dichloromethane, *Nature Communications*, **8**, 15962, doi:10.1038/ncomms15962, 2017.
- 628 Hossaini, R., Chipperfield, M.P., Montzka, S., Rap, A., Dhomse, S. and Feng, W., Efficiency of short-lived halogens at  
629 influencing climate through depletion of stratospheric ozone, *Nature Geoscience*, doi:10.1038/ngeo2363, 2015.
- 630 Jenkins, S, Smith, C., Allen, M., and Grainger, R., Tonga eruption increases chance of temporary surface temperature anomaly  
631 above 1.5 °C, *Nature Climate Change*, **13**, pp. 127-129, <https://doi.org/10.1038/s41558-022-01568-2>, 2023.
- 632 Johnston, H.: Reduction of stratospheric ozone by nitrogen oxide catalysts from supersonic transport exhaust, *Science*, **173**,  
633 517–522, doi:10.1126/science.173.3996.517, 1971.
- 634 Jones, C.E., Hornsby, K.E., Sommariva, R., Dunk, R. M., von Glasow, R., McFiggans, G., & Carpenter, L. J.: Quantifying  
635 the contribution of marine organic gases to atmospheric iodine. *Geophysical Research Letters*, **37**(18), L18804.  
636 <https://doi.org/10.1029/2010GL043990>, 2010.
- 637 Karagodin-Dovennel, A., Rozanov, E., Sukhodolov, T., Egorova, T., Saiz-Lopez, A., Cuevas, C.A., Fernandez, R.P., Sherwen,  
638 T., Volkamer, R., Koenig, T.K., Giroud, T., and Peter, T., Iodine chemistry in the chemistry-climate model SOCOL-  
639 AVERv2-I, *Geosci. Model Dev.*, **14**, 6623-6645, <https://doi.org/10.5194/gmd-14-6623-2021>, 2021.
- 640 Khaykin, S., Legras, B., Bucci, S., Sellitto, P., Isaksen, I., Tencé, L., Bekki, S., Bourassa, A., Rieger, L., Zawada, D., Jumelet,  
641 J., and Godin-Beekmann, S.: The 2019/20 Australian wildfires generated a persistent smoke-charged vortex rising up to  
642 35km altitude, *Nat. Commun. Earth Environ.*, **1**, 22, doi:10.1038/s43247-020-00022-5, 2020.
- 643 Khaykin, S., Podglajen, A., Ploeger, F., Groß, J.-U., Tence, F., Bekki, S., et al.: Global perturbation of stratospheric water  
644 and aerosol burden by Hunga eruption, *Nat. Commun. Earth Environ.*, **3**(1), 1–15, doi:10.1038/s43247-022-00652-x, 2022.



- 645 Klekociuk, A.R., M.B. Tully, P.B. Krummel, S.I. Henderson, D. Smale, R. Querel, S. Nichol, S.P. Alexander, P.J. Fraser, and  
646 G. Nedoluha, The Antarctic ozone hole during 2018 and 2019, *J. South. Hemisphere Earth Syst. Sci.*, 71, 66–91,  
647 doi:10.1071/ES20010, 2021.
- 648 Koenig, T.K., Baidar, S., Campuzano-Jost, P. Cuevas, C.A., Dix, B., Fernandez, R.P., Guo, H., amuel, R.H., Kinnison, D.,  
649 Nault, B.A., Ullmann, K., Jimenez, J.L., Saiz-Lopez, A., and Volkamer, R., Quantitative detection of iodine in the  
650 stratosphere, *Proc. Natl. Acad. Sci.*, 117, 1860–1866, doi:10.1073/pnas.1916828117, 2020.
- 651 Kutterolf, S., Hansteen, T., Appel, K., Freundt, A., Kruger, K., Pérez, W., and Wehrmann, H.: Combined bromine and chlorine  
652 release from large explosive volcanic eruptions: A threat to stratospheric ozone?, *Geology*, 41, 707–710,  
653 <https://doi.org/10.1130/G34044.1>, 2013.
- 654 Laskin, A., Laskin, J., and Nizkorodov, S. A.: Chemistry of atmospheric brown carbon, *Chem. Rev.*, 115, 4335–4382,  
655 <https://doi.org/10.1021/cr5006167>, 2015.
- 656 Legras, B., Duchamp, C., Sellitto, P., Podglajen, A., Carboni, E., Siddans, R., et al. : The evolution and dynamics of the Hunga  
657 Tonga– Hunga Ha’apai sulfate aerosol plume in the stratosphere, *Atmos. Chem. Phys.*, 22(22), 14957–14970.  
658 <https://doi.org/10.5194/acp-22-14957-2022>, 2022.
- 659 Liu, C.-C., Portmann, R. W., Liu, S., Rosenlof, K. H., Peng, Y., & Yu, P.: Significant effective radiative forcing of stratospheric  
660 wildfire smoke, *Geophys. Res. Lett.*, 49, e2022GL100175. doi:10.1029/2022GL100175, 2022.
- 661 McCormick, M.P., L.W. Thomason and C.R. Trepte, Atmospheric effects of the Mt Pinatubo eruption, *Nature*, 373, 399–404,  
662 doi:10.1038/373399a0, 1995.
- 663 Millan, L., Santee, M.L., Lambert A., Livesey N.J., Werner F., Schwartz MJ, Pumphrey, H, Manney, GL, Wang, Y, Su, H,  
664 Wu, L, Read, WG & Froidevaux, L, 'Hunga Tonga-Hunga Ha'apai Hydration of the Stratosphere', *Geophys. Res. Lett.*, vol  
665 49, no. 13, e2022GL099381. <https://doi.org/10.1029/2022GL099381>, 2022.
- 666 Mills, M. J., Richter, J. H., Tilmes, S., Kravitz, B., MacMartin, D. G., Glanville, A. A., Tribbia, J. J., Lamarque, J.-F., Vitt, F.,  
667 Schmidt, A., Gettelman, A., Hannay, C., Bacmeister, J. T., and Kinnison, D. E.: Radiative and chemical response to  
668 interactive stratospheric sulfate aerosols in fully coupled CESM1(WACCM), *J. Geophys. Res.*, 122, 13061–13078,  
669 doi:10.1002/2017JD027006, 2017.
- 670 Molina, M. J. and Rowland, F. S.: Stratospheric sink for chlorofluoromethanes: chlorine atom-catalysed destruction of ozone,  
671 *Nature*, 249, 810–812, doi:10.1038/249810a0, 1974.
- 672 Montzka, S., G. Dutton, P. Yu, E. Ray, R. Portmann, J. Daniel, L. Kuijpers, B. Hall, D. Mondeel, C. Siso, J. Nance, M. Rigby,  
673 A. Manning, L. Hu, F. Moore, B. Miller, and J. Elkins, An unexpected and persistent increase in global emissions of ozone-  
674 depleting CFC-11, *Nature*, 557, 413–417, doi:10.1038/s41586-018-0106-2, 2018.
- 675 Montzka, S.A., G.S. Dutton, R.W. Portmann, M.P. Chipperfield, S. Davis, W. Feng, A.J. Manning, E. Ray, M. Rigby, B.D.  
676 Hall, C. Siso, J.D. Nance, P.B. Krummel, J. Mühle, D. Young, S. O’Doherty, P.K. Salameh, C.M. Harth, R.G. Prinn, R.F.  
677 Weiss, J.W. Elkins, H. Walter-Terrinoni, and C. Theodoridi, A decline in global CFC-11 emissions during 2018–2019,  
678 *Nature*, 590, 428–432, doi:10.1038/s41586-021-03260-5, 2021.
- 679 Morgenstern, O., M.I. Hegglin, E. Rozanov, F.M. O’Connor, N.L. Abraham, H. Akiyoshi, A.T. Archibald, S. Bekki, N.  
680 Butchart, M.P. Chipperfield, M. Deushi, S.S. Dhomse, R.R. Garcia, S.C. Hardiman, L.W. Horowitz, P. Jöckel, B. Josse, D.  
681 Kinnison, M. Lin, E. Mancini, M.E. Manyin, M. Marchand, V. Marécal, M. Michou, L.D. Oman, G. Pitari, D.A. Plummer,  
682 L.E. Revell, D. Saint-Martin, R. Schofield, A. Stenke, K. Stone, K. Sudo, T.Y. Tanaka, S. Tilmes, Y. Yamashita, K. Yoshida,  
683 and G. Zeng, Review of the global models used within phase 1 of the Chemistry–Climate Model Initiative (CCMI), *Geosci  
684 Model Dev.*, 10, 639–671, doi:10.5194/gmd-10-639-2017, 2017.
- 685 Müller, R.: Paul Jozef Crutzen, *Biogr. Mem. Fell. R. Soc.*, 73, 127–156, doi:10.1098/rsbm.2022.0011, 2022.



- 686 Ordóñez, C., Lamarque, J.-F., Tilmes, S., Kinnison, D. E., Atlas, E. L., Blake, D. R., et al., Bromine and iodine chemistry in a  
687 global chemistry-climate model: Description and evaluation of very short-lived oceanic sources. *Atmos. Chem. Phys.*, 12(3),  
688 1423–1447. <https://doi.org/10.5194/acp-12-1423-2012>, 2012.
- 689 Newchurch, M. J., Yang, E.-S., Cunnold, D. M., Rein-se, G. C., Zawodny, J. M., and Russell, J. M.: Evidence for slowdown  
690 in stratospheric ozone loss: First stage of ozone recovery, *J. Geophys. Res.*, 108, 4507,  
691 <https://doi.org/10.1029/2003JD003471>, 2003.
- 692 Park, S., Li, S., Mühle, J., O'Doherty, S., Weiss, R. F., Fang, X., Reimann, S., and Prinn, R. G.: Toward resolving the budget  
693 discrepancy of ozone-depleting carbon tetrachloride (CCl<sub>4</sub>): an analysis of top-down emissions from China, *Atmos. Chem*  
694 *Phys.*, 18, 11729–11738, <https://doi.org/10.5194/acp-18-11729-2018>, 2018.
- 695 Park, S., Western, L. M., Saito, T. et al. A decline in emissions of CFC-11 and related chemicals from eastern China. *Nature*  
696 590, 433–437, doi:10.1038/s41586-021-03277-w, 2021.
- 697 Pazmino, A., Goutail, F., Godin-Beekmann, S., Hauchecorne, A., Pommereau, J.-P., Chipperfield, M. P., Feng, W., Lefèvre,  
698 F., Lecouffe, A., Van Roozendaal, M., Jepsen, N., Hansen, G., Kivi, R., Strong, K., Walker, K. A., and Colwell, S.: Trends  
699 in polar ozone loss since 1989: First signs of recovery in Arctic ozone column, *EGUsphere* [preprint],  
700 <https://doi.org/10.5194/egusphere-2023-788>, 2023.
- 701 Peterson, D., Fromm, M., McRae, R. H. D., Campbelle, J. R., Hyer, E. J., Taha, G., et al.: Australia's black summer  
702 pyrocumulonimbus super outbreak reveals potential for increasingly extreme stratospheric smoke events, *Npj Clim*  
703 *Atmospheric Sci.*, 4(38), 2235–2255, <https://doi.org/10.1038/s41612-021-00192-9>, 2021.
- 704 Peterson, D. A., J. R. Campbell, E. J. Hyer, M. D. Fromm, G. P. Kablick, J. H. Cossuth, and M. T. DeLand: Wildfire-driven  
705 thunderstorms cause a volcano-like stratospheric injection of smoke, *Npj Clim. Atmospheric Sci.*, 1, 30, doi:10.1038/s41612-  
706 018-0039-3, 2018.
- 707 Pitari, G., Aquila, V., Kravitz, B., Robock, A., Watanabe, S., Cionni, I., Luca, N. D., Genova, G. D., Mancini, E., and Tilmes,  
708 S.: Stratospheric ozone response to sulfate geoengineering: Results from the Geoengineering Model Intercomparison Project  
709 (GeoMIP), *J. Geophys. Res.*, 119, 2629–2653, <https://doi.org/10.1002/2013JD020566>, 2014.
- 710 Proud, S. R., Prata, A., and Schmauss, S.: The January 2022 eruption of Hunga Tonga-Hunga Ha'apai volcano reached the  
711 mesosphere, *Science*, 378:554–7, doi:10.1126/science.abo4076, 2022.
- 712 Pyle, D. and Mather, T.: Halogens in igneous processes and their fluxes to the atmosphere and oceans from volcanic activity:  
713 A review, *Chem. Geol.*, 263, 110–121, <https://doi.org/10.1016/j.chemgeo.2008.11.013>, 2009.
- 714 Pyle, J. A., J. Keeble, N. L. Abraham, M. P. Chipperfield and P. T. Griffiths, Integrated ozone depletion as a metric for ozone  
715 recovery, *Nature*, 608, 719–723, doi:10.1038/s41586-022-04968-8, 2022.
- 716 Rigby, M., Park, S., Saito, T. et al. Increase in CFC-11 emissions from eastern China based on atmospheric observations.  
717 *Nature* 569, 546–550, /doi:10.1038/s41586-019-1193-4, 2019.
- 718 Robock, A.: Volcanic eruptions and climate, *Rev. Geophys.*, 38, 191–219, <https://doi.org/10.1029/1998RG000054>, 2000.
- 719 Saiz-Lopez, A., Plane, J. M. C., Baker, A. R., Carpenter, L. J., von Glasow, R., Gómez Martín, J. C., McFiggans, G., and  
720 Saunders, R. W., Atmospheric Chemistry of Iodine, *Chemical Reviews*, 112 (3), 1773–1804, DOI: 10.1021/cr200029u., 2012.
- 721 Santee, M. L., Lambert, A., Manney, G. L., Livesey, N. J., Froidevaux, L., Neu, J. L., et al.: Prolonged and pervasive  
722 perturbations in the composition of the Southern Hemisphere midlatitude lower stratosphere from the Australian New Year's  
723 fires, *Geophys. Res. Lett.*, 49(4), e2021GL096270. <https://doi.org/10.1029/2021GL096270>, 2022.
- 724 Schoeberl, M. R., Wang, Y., Ueyama, R., Taha, G., Jensen, E., and Yu, W.: Analysis and Impact of the Hunga Tonga-Hunga  
725 Ha'apai Stratospheric Water Vapor Plume, *Geophys. Res. Lett.*, 49, e2022GL100248,  
726 <https://doi.org/10.1029/2022GL100248>, 2022.
- 727 Sellitto, P., Belhadji, R., Kloss, C., & Legras, B.: Radiative impacts of the Australian bushfires 2019–2020—Part 1: Large-  
728 scale radiative forcing, *Atmos. Chem. Phys.*, 22(14), 9299–9311, <https://doi.org/10.5194/acp-22-9299-2022>, 2022a.



- 729 Sellitto, P., Podglajen, A., Belhadji, R., Boichu, M., Carboni, E., Cuesta, J., Duchamp, C., Kloss, C., Siddans, R., Bègue, N.,  
730 Blarel, L., Jegou, F., Khaykin, S., Renard, J.-B., and Legras, B., The unexpected radiative impact of the Hunga Tonga  
731 eruption of 15th January 2022, *Commun. Earth Environ.*, 3, 288, <https://doi.org/10.1038/s43247-022-00618-z>, 2022b.
- 732 Sherry, D., A. McCulloch, Q. Liang, S. Reimann and P.A. Newman, Current sources of carbon tetrachloride (CCl<sub>4</sub>) in our  
733 atmosphere, *Env. Res. Lett.*, 13, 024004, doi:10.1088/1748-9326/aa9c87, 2018.
- 734 Sherwen, T., Evans, M. J., Carpenter, L. J., Andrews, S. J., Lidster, R. T., Dix, B., et al. (2016). Iodine's impact on tropospheric  
735 oxidants: A global model study in GEOS-chem. *Atmos. Chem. Phys.*, 16(2), 1161–1186. doi:10.5194/acp-16-1161-2016.
- 736 Stenchikov, G., Kirchner, I., Robock, A., Graf, H.-F., Antuña, J. C., Grainger, R. G., Lambert, A., and Thomason, L.: Radiative  
737 forcing from the 1991 Mount Pinatubo volcanic eruption, *J. Geophys. Res.*, 103, 13837–13857,  
738 <https://doi.org/10.1029/98JD00693>, 1998.
- 739 Stocker, M., Ladstädter, F., and Steiner, A.: Observing the climate impact of large wildfires on stratospheric temperature, *Nat.*  
740 *Sci. Rep.*, <https://doi.org/10.1038/s41598-021-02335-7>, 2021.
- 741 Solomon, S., and P. J. Crutzen: Analysis of the August 1972 solar proton event including chlorine chemistry, *J. Geophys. Res.*,  
742 86, 1140-1146, 1981.
- 743 Solomon, S., Garcia, R. R., and Ravishankara, A. R., On the role of iodine in ozone depletion, *J. Geophys. Res.-Atmos.*, 99,  
744 20491-20499, doi:10.1029/94JD02028, 1994.
- 745 Solomon, S.: Stratospheric ozone depletion: a review of concepts and history, *Rev. Geophys.*, 37, 275–316,  
746 doi:10.1029/1999RG900008, 1999.
- 747 Solomon, S.: Paul J. Crutzen (1933–2021), *Science* 371, 892, doi:10.1126/science.abh0217, 2021a.
- 748 Solomon, S. 2021b Risks to the stratospheric ozone shield in the Anthropocene, *Ambio*, 50, 44–48, doi:10.1007/s13280-020-  
749 01431-8, 2021b.
- 750 Solomon, S., Garcia, R. R., Rowland, F. S. & Wuebbles, D. J.: On the depletion of Antarctic ozone, *Nature*, 321, 755–758,  
751 doi:10.1038/321755a0, 1986.
- 752 Solomon, S., Ivy, D. J., Kinnison, D., Mills, M. J., Neely, R. R. & Schmidt, A.: 2016 Emergence of healing in the Antarctic  
753 ozone layer, *Science*, 353, 269–274, doi:10.1126/science.aae0061, 2016.
- 754 Solomon, S., Stone, K., Yu, P., Murphy, D.M., Kinnison, D., Ravishankara, A.R., and Wang, P.: Chlorine activation and  
755 enhanced ozone depletion induced by wildfire aerosol, *Nature*, 615, 10.1038/s41586-022-05683-0, 2023.
- 756 Steinbrecht, W., L. Froidevaux, R. Fuller, R. Wang, J. Anderson, C. Roth, A. Bourassa, D. Degenstein, R. Damadeo, J.  
757 Zawodny, S. Frith, R. McPeters, P. Bhartia, J. Wild, C. Long, S. Davis, K. Rosenlof, V. Sofieva, K. Walker, N. Raupach, A.  
758 Rozanov, M. Weber, A. Laeng, T. von Clarmann, G. Stiller, N. Kramarova, S. Godin-Beekmann, T. Leblanc, R. Querel, D.  
759 Swart, I. Boyd, K. Hocke, N. Kämpfer, E. Maillard Barras, L. Moreira, G. Nedoluha, C. Vigouroux, T. Blumenstock, M.  
760 Schneider, O. García, N. Jones, E. Mahieu, D. Smale, M. Kotkamp, J. Robins on, I. Petropavlovskikh, N. Harris, B. Hassler,  
761 D. Hubert, and F. Tummon, An update on ozone profile trends for the period 2000 to 2016, *Atmos. Chem. Phys.*, 17, 10, 675–  
762 10,690, doi:10.5194/acp-17-10675-2017, 2017.
- 763 Stolarski, R. S. and Cicerone, R. J. Stratospheric chlorine: A possible sink for ozone. *Can. J. Chem.* 52, 1610–1615, 1974.
- 764 Velders, G.J.M., S.O. Andersen, J.S. Daniel, D.W. Fahey and M. McFarland, The importance of the Montreal Protocol in  
765 protecting climate, *PNAS*, 104, 4814–4819, doi:10.1073/pnas.0610328104, 2007.
- 766 Villamayor, J., Iglesias-Suarez, F., Cuevas, C.A. et al.: Very short-lived halogens amplify ozone depletion trends in the tropical  
767 lower stratosphere. *Nat. Clim. Chang.* 13, 554–560, doi:10.1038/s41558-023-01671-y, 2023.
- 768 Weber, M., W. Steinbrecht, C. Arosio, R. van der A, S.M. Frith, J. Anderson, M. Coldewey-Egbers, S. Davis, D. Degenstein,  
769 V.E. Fioletov, L. Froidevaux, D. Hubert, C.S. Long, D. Loyola, A. Rozanov, C. Roth, V. Sofieva, K. Tourpali, R. Wang,  
770 and J.D. Wild, Stratospheric ozone, in [State of the Climate in 2019], *Bull. Am. Met. Soc.*, 101 (8), S78–S81,  
771 doi:10.1175/BAMS-D-20-0104.1, 2020.

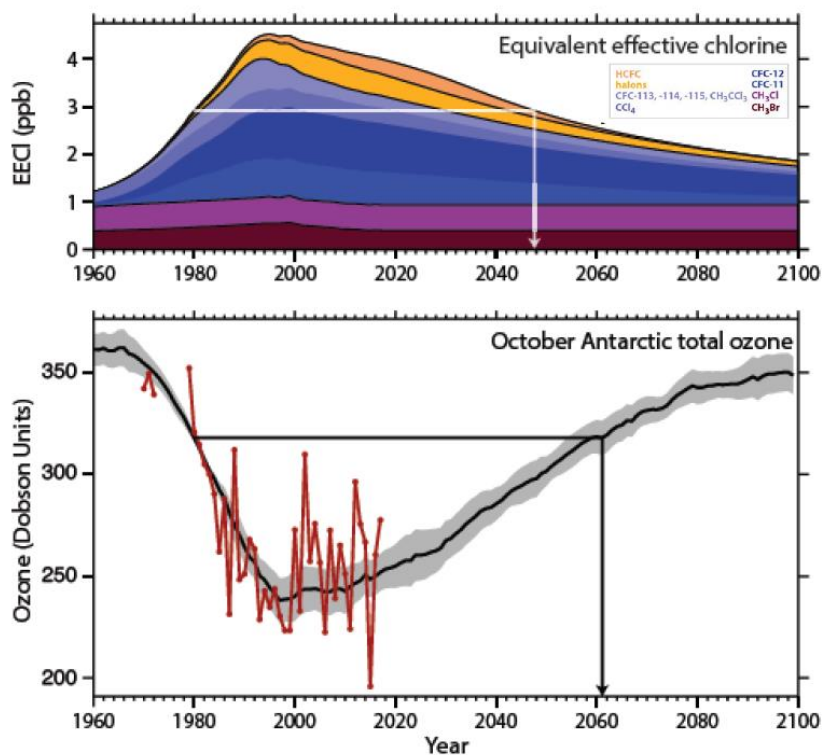


- 772 Weber, M., W. Steinbrecht, C. Arosio, R. van der A, S.M. Frith, J. Anderson, L. Castia, M. Coldewey-Egbers, S. Davis, D.  
773 Degenstein, V.E. Fioletov, L. Froidevaux, D. Hubert, D. Loyola, C. Roth, A. Rozanov, V. Sofieva, K. Tourpali, R. Wang,  
774 and J.D. Wild, Stratospheric ozone, [State of the Climate in 2020], *Bull. Am. Met. Soc.*, 102 (8), S92–S95,  
775 doi:10.1175/2021BAMSStateoftheClimate.1, 2021.
- 776 WMO Scientific assessment of ozone depletion: 2010. Global Ozone Research and Monitoring Project Report no. 52. Geneva,  
777 Switzerland: World Meteorological Organization, 2011.
- 778 WMO Scientific assessment of ozone depletion: 2018. Global Ozone Research and Monitoring Project Report no. 58. Geneva,  
779 Switzerland: World Meteorological Organization, 2018.
- 780 WMO Scientific assessment of ozone depletion: 2022. Global Ozone Research and Monitoring Project – GAW Report no.  
781 278. Geneva, Switzerland: World Meteorological Organization, 2022.
- 782 Xu, J., Li, D., Bai, Z., Tao, M., and Bian, J.: Large Amounts of Water Vapor Were Injected into the Stratosphere by the Hunga  
783 Tonga–Hunga Ha’apai Volcano Eruption, *Atmosphere*, 13,912. doi:10.3390/atmos13060912, 2022.
- 784 Youn, D., Patten, K. O., Wuebbles, D. J., Lee, H., & So, C.-W., Potential impact of iodinated replacement compounds CF<sub>3</sub>I  
785 and CH<sub>3</sub>I on atmospheric ozone: A three-dimensional modeling study. *Atmospheric Chemistry and Physics*, 10(20), 10129–  
786 10144. <https://doi.org/10.5194/acp-10-10129-2010>, 2010.
- 787 Yu, P., Davis, S. M., Toon, O. B., Portmann, R. W., Bardeen, C.G., Barnes, J.E., et al.: Persistent stratospheric warming due  
788 to 2019–2020 Australian wildfire smoke. *Geophys. Res. Lett.*, 48, e2021GL092609. <https://doi.org/10.1029/2021GL092609>, 2021.
- 790 Zanchettin, D., Khodri, M., Timmreck, C., Toohey, M., Schmidt, A., Gerber, E. P., Hegerl, G., Robock, A., Pausata, F. S. R.,  
791 Ball, W. T., Bauer, S. E., Bekki, S., Dhomse, S. S., LeGrande, A. N., Mann, G. W., Marshall, L., Mills, M., Marchand, M.,  
792 Niemeier, U., Poulain, V., Rozanov, E., Rubino, A., Stenke, A., Tsigaridis, K., and Tummon, F.: The Model Intercomparison  
793 Project on the climatic response to Volcanic forcing (VolMIP): experimental design and forcing input data for CMIP6,  
794 *Geosci. Model Dev.*, 9, 270–2719, <https://doi.org/10.5194/gmd-9-2701-2016>, 2016.
- 795 Zanchettin, D., Timmreck, C., Khodri, M., Schmidt, A., Toohey, M., Abe, M., Bekki, S., Cole, J., Fang, S.-W., Feng, W.,  
796 Hegerl, G., Johnson, B., Lebas, N., LeGrande, A. N., Mann, G. W., Marshall, L., Rieger, L., Robock, A., Rubinetti, S.,  
797 Tsigaridis, K., and Weierbach, H.: Effects of forcing differences and initial conditions on inter-model agreement in the  
798 VolMIP volc-pinatubo-full experiment, *Geosci. Model Dev.*, 15, 2265–2292, <https://doi.org/10.5194/gmd-15-2265-2022>,  
799 2022.
- 800 Zhang, J., Wuebbles, D. J., Kinnison, D.E., & Saiz-Lopez, A.: Revising the ozone depletion potentials metric for short-lived  
801 chemicals such as CF<sub>3</sub>I and CH<sub>3</sub>I, *J. Geophys. Res.*, 125, e2020JD032414, <https://doi.org/10.1029/2020JD032414>, 2020.
- 802 Zhu, Y., Bardeen, C. G., Tilmes, S., Mills, M. J., Wang, X., Harvey, V. L., Taha, G., Kinnison, D., Portmann, R. W., Yu, P.,  
803 Rosenlof, K. H., Avery, M., Kloss, C., Li, C., Glanville, A. S., Millán, L., Deshler, T., Krotkov, N., and Toon, O. B.:  
804 Perturbations in stratospheric aerosol evolution due to the water-rich plume of the 2022 Hunga-Tonga eruption,  
805 *Communications Earth and Environment*, 3, 248, <https://doi.org/10.1038/s43247-022-00580-w>, 2022.
- 806 Zuo, M., Zhou, T. J., Man, W. M., Chen, X. L., Liu, J., Liu, F., and Gao, C.: Volcanoes and climate: Sizing up the impact of  
807 the recent Hunga Tonga-Hunga Ha’apai volcanic eruption from a historical perspective, *Advances in Atmospheric Sciences*,  
808 39(12), 1986–1993. <https://doi.org/10.1007/s00376-022-2034-1>, 2022.
- 809



810 **Figures**

811



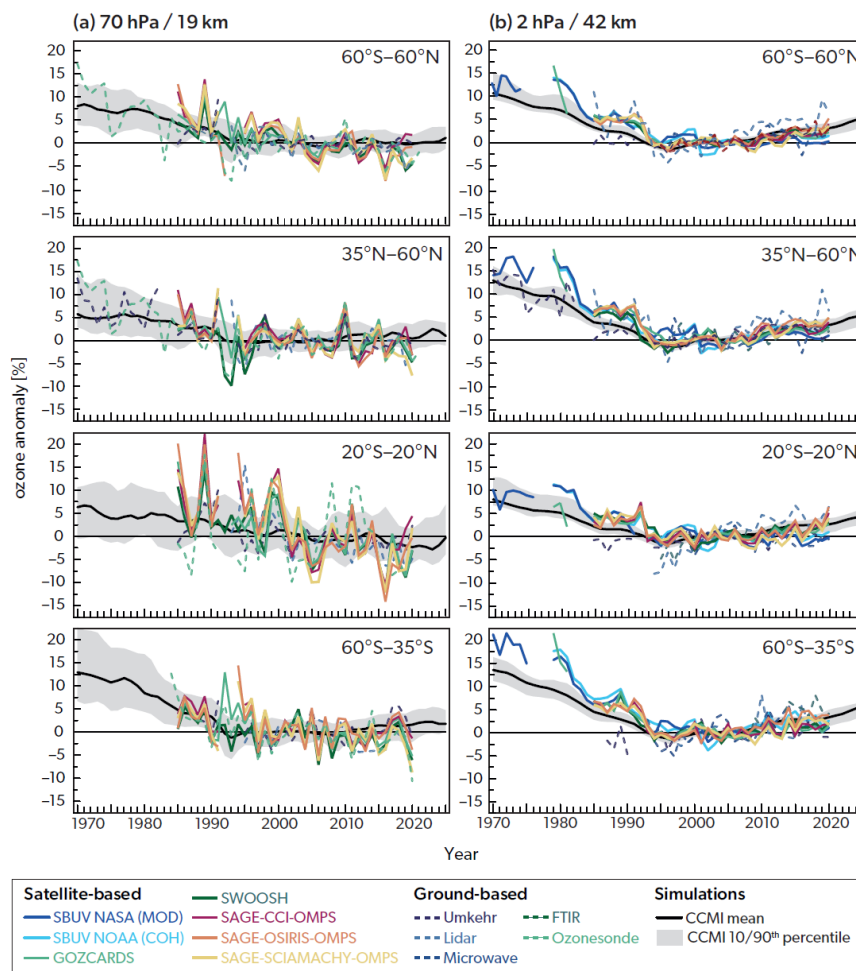
812

813

814 **Figure 1:** (a) Past observations and projections of the equivalent effective chlorine (EECl; total chlorine + 65 × total bromine  
815 at surface, ppb) from different long-lived ODSs between 1960 and 2100. After the signing of the Montreal Protocol and  
816 subsequent phase-out of many long-lived ODSs, the EECl began to decline and is expected to return to 1980 levels by around  
817 2050, as indicated by the horizontal and vertical dashed lines. (b) Measured (red line) and predicted (black line, with uncertainty  
818 shown as grey shading) October Antarctic column ozone (Dobson units) between 1960 and 2100. In this simulation the  
819 Antarctic ozone layer is expected to return to 1980 levels around 2061, around a decade later than the EECl (horizontal and  
820 vertical dashed lines). CFC, chlorofluorocarbon; HCFC, hydrochlorofluorocarbon. Note that this Antarctic October return date  
821 is slightly earlier than the most recent estimate given in WMO (2022) but still within the model uncertainty range. Figure  
822 adapted from WMO (2018) and Chipperfield et al. (2020).



823



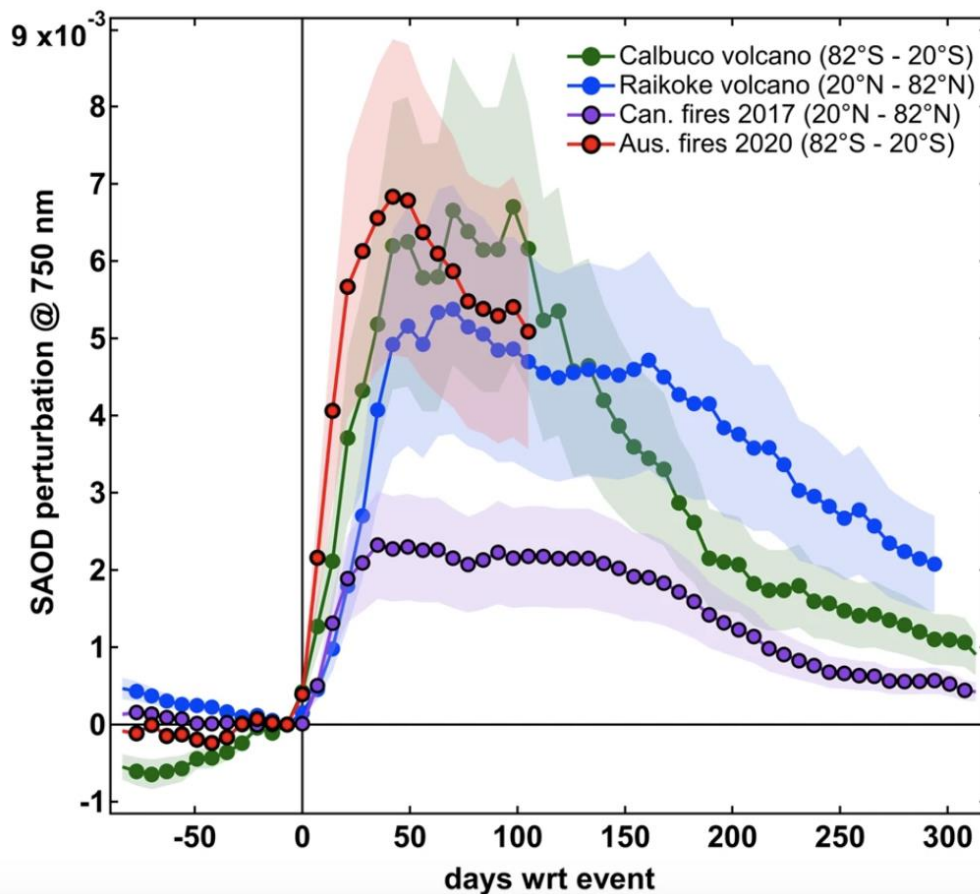
824

825

826 **Figure 2.** Annual mean anomalies of ozone in (a) the lower stratosphere, near 19 km altitude (70 hPa pressure) and (b) the  
 827 upper stratosphere, near 42 km (2 hPa), for four latitude bands: 60°S–60°N, 35–60°N, 20°S–20°N (tropics), and 60–35°S.  
 828 Anomalies are referenced to a 1998–2008 baseline. Coloured lines are long-term records obtained by merging data from  
 829 different nadir (SBUV NASA (MOD) and SBUV NOAA (COH)) or limb-viewing (GOZCARDS, SWOOSH, SAGE-CCI-  
 830 OMPS, SAGE-OSIRIS-OMPS, SAGE-SCIAMACHY-OMPS) satellite instruments. Dashed coloured lines are long-term  
 831 records from ground-based observations (Umkehr, lidar, microwave, FTIR and ozonesondes); see Steinbrecht et al. (2017),  
 832 WMO (2018), and Arosio et al. (2018) for details on the various datasets. The gray shaded areas show the range (10th and  
 833 90th percentiles) of 16 CCM simulations performed as part of the CCMI-1 REF-C2 experiment (see Morgenstern et al., 2017)  
 834 with the black line indicating the median. Taken from Figure 3-9 in WMO (2022).



835



836

837

838 **Figure 3.** Perturbation of the stratospheric aerosol optical depth (SAOD) due to Australian fires and the strongest events since  
 839 1991. The curves represent the SAOD perturbation at 746 nm following the Australian wildfires, the previous record-breaking  
 840 Canadian wildfires in 2017, and the strongest volcanic eruptions in the last 29 years (eruptions of Calbuco volcano in 2015  
 841 and Raikoke volcano in 2019). The time series are computed from OMPS-LP aerosol extinction profiles as weekly-mean  
 842 departures of aerosol optical depth above 380 K isentropic level from the levels on the week preceding the ANY event. The  
 843 weekly averages are computed over equivalent-area latitude bands roughly corresponding to the meridional extent of  
 844 stratospheric aerosol perturbation for each event. The shading indicates a 30% uncertainty in the calculated SAOD, as estimated  
 845 from SAGE III coincident comparisons. See Khaykin et al. (2020) for more details.

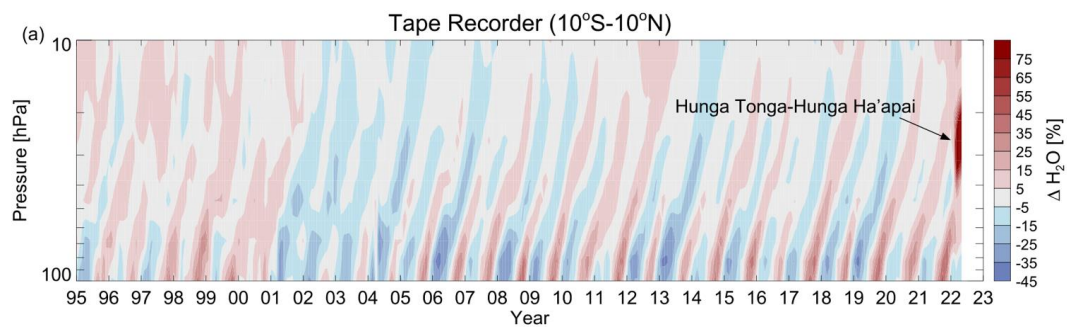
846

847





848



849

850

851 **Figure 4.** Zonal mean H<sub>2</sub>O anomalies in the tropics, between 10°S and 10°N (the so-called atmospheric tape recorder). H<sub>2</sub>O

852 abundances are based on GOZCARDS (Froidevaux et al., 2015) and Microwave Limb Sounder data. See Millan et al. (2022)

853 for more details.