



HAL
open science

Opinion: Stratospheric Ozone – Depletion, Recovery and New Challenges

Martyn P Chipperfield, Slimane Bekki

► **To cite this version:**

Martyn P Chipperfield, Slimane Bekki. Opinion: Stratospheric Ozone – Depletion, Recovery and New Challenges. *Atmospheric Chemistry and Physics*, 2024, 24 (4), pp.2783-2802. 10.5194/acp-24-2783-2024. insu-04171460v2

HAL Id: insu-04171460

<https://insu.hal.science/insu-04171460v2>

Submitted on 4 Mar 2024

HAL is a multi-disciplinary open access archive for the deposit and dissemination of scientific research documents, whether they are published or not. The documents may come from teaching and research institutions in France or abroad, or from public or private research centers.

L'archive ouverte pluridisciplinaire **HAL**, est destinée au dépôt et à la diffusion de documents scientifiques de niveau recherche, publiés ou non, émanant des établissements d'enseignement et de recherche français ou étrangers, des laboratoires publics ou privés.



Opinion: Stratospheric ozone – depletion, recovery and new challenges

Martyn P. Chipperfield^{1,2} and Slimane Bekki³

¹School of Earth and Environment, University of Leeds, Leeds LS2 9JT, UK

²National Centre for Earth Observation, University of Leeds, Leeds LS2 9JT, UK

³LATMOS/IPSL, Sorbonne Université, UVSQ, CNRS, 75005 Paris, France

Correspondence: Martyn P. Chipperfield (m.chipperfield@leeds.ac.uk)

Received: 29 June 2023 – Discussion started: 30 June 2023

Revised: 7 November 2023 – Accepted: 11 December 2023 – Published: 1 March 2024

Abstract. We summarise current important and well-established open issues related to the depletion of stratospheric ozone and discuss some newly emerging challenges. The ozone layer is recovering from the effects of halogenated source gases due to the continued success of the Montreal Protocol despite recent renewed production of controlled substances and the impact of uncontrolled very short-lived substances. The increasing atmospheric concentrations of greenhouse gases, such as carbon dioxide, methane (CH₄) and nitrous oxide (N₂O), have large potential to perturb stratospheric ozone in different ways, but their future evolutions, and hence impacts, are uncertain. Ozone depletion through injection of smoke particles has been observed following recent Australian wildfires. Further perturbations to the ozone layer are currently occurring through the unexpected injection of massive amounts of water vapour from the Hunga Tonga–Hunga Ha’apai volcano in 2022. Open research questions emphasise the critical need to maintain, if not expand, the observational network and to address the impending “satellite data gap” in global, height-resolved observations of stratospheric trace gases and aerosols. We will, in effect, be largely blind to the stratospheric effects of similar wildfire and volcanic events in the near future. Complex Earth system models (ESMs) being developed for climate projections have the stratosphere as an important component. However, the huge computational requirement of these models must not result in an oversimplification of the many processes affecting the ozone layer. Regardless, a hierarchy of simpler process models will continue to be important for testing our evolving understanding of the ozone layer and for providing policy-relevant information.

1 Introduction

Depletion of the stratospheric ozone layer has been a major environmental issue of the past few decades, especially since the discovery of the Antarctic ozone hole in 1985 (Farman et al., 1985). The observed depletion at middle and high latitudes has been caused by increasing abundances of chlorine and bromine species, which are derived from long-lived surface-emitted halogenated gases, so-called ozone-depleting substances (ODSs) (see e.g. Solomon, 1999). A primary reason for concern is that the ozone layer prevents harmful, biologically damaging ultraviolet (UV) radiation (wavelengths below about 300 nm) from reaching the sur-

face. UV radiation can, among other impacts, cause skin cancer in humans and can be damaging to plants (Barnes et al., 2019). Ozone not only absorbs UV radiation, heating the stratosphere, but also interacts with terrestrial infrared (IR) radiation (e.g. Riese et al., 2012). As such, it plays a key role in determining the temperature structure of the atmosphere. Hence, changes in the ozone layer can also affect surface climate, and moreover the long-lived ODSs, such as chlorofluorocarbons (CFCs), themselves are also potent greenhouse gases (Velders et al., 2007).

The Montreal Protocol on Substances that Deplete the Ozone Layer was signed in 1987 and ratified 2 years later. With several subsequent amendments, the Protocol now con-

trols (limits) the production and consumption of all major long-lived ODSs, which are ultimately emitted to the atmosphere. The atmospheric abundances of these species have responded to these controls; the stratospheric levels of chlorine and bromine peaked in the 1990s and are now slowly declining (e.g. Newman et al., 2007; Engel et al., 2018). In consequence, an increase (“recovery”) in stratospheric ozone has been detected in the upper stratosphere and the Antarctic, although the signal is currently small and is difficult to separate from other atmospheric influences (e.g. Chipperfield et al., 2017). Nevertheless, the Protocol can therefore be considered on track in its aim of protecting the ozone layer from the effects of halogenated ODSs (see Sect. 3). A common measure of recovery is the date at which stratospheric ozone values are predicted to return to 1980 levels, before the occurrence of large depletion. This return will also be affected by factors other than ODSs, notably climate change (see Sect. 4). Models predict that this will occur around the middle of this century (e.g. Dhomse et al., 2018), although there are limitations to using this simple measure of the timing of a specific event for quantifying the ongoing process of recovery (e.g. Pyle et al., 2022). Accordingly, the Montreal Protocol (MP) is arguably the most successful international environmental treaty to date. Recent discoveries related to increased emissions of controlled ODSs (Montzka et al., 2018) and uncontrolled short-lived halogenated source gases (e.g. Hossaini et al., 2017) have raised some concerns about the continued success of the treaty and the outlook for ozone recovery. However, the success of dealing with the CFC-11 issue (see Sect. 3.1) has demonstrated the resilience of the protocol, the effectiveness of its provisions and the importance of continued vigilance regarding atmospheric trace gases.

This opinion paper gives our personal view of some long-standing and recently emerging issues in ozone layer science. It is not a review of the subject; there are many excellent textbooks and the 4-yearly WMO/UNEP assessments (e.g. WMO, 2022) which serve that purpose. Section 2 gives a brief summary of ozone layer research, with emphasis on the contribution of Paul Crutzen, to whom selected papers in this issue are dedicated. Section 3 addresses the long-standing issue of ozone depletion driven by halogenated species. Section 4 discusses the impact of increasing greenhouse gas loadings on stratospheric ozone and the new research areas of wildfire smoke and the expanding topic of volcanic impacts. Section 5 gives some thoughts on issues related to the availability of observations necessary to follow the evolution of the ozone layer and understand its changes. Section 6 discusses the range of modelling tools available, some further developments that are still needed and how these tools can be best employed. Finally, an outlook is provided in Sect. 7.

2 A century of ozone layer research

Active research into stratospheric ozone dates back around 100 years. Dobson pioneered the detection and quantification of ozone in the stratosphere using a UV spectrometer (Dobson and Harrison, 1926) following earlier work by Fabry and Buisson (see historical summary in Brasseur, 2020). A theoretical model for the creation of a stratospheric ozone layer, based solely on oxygen chemistry, was first proposed by Chapman (1930). This was based on the slow production and destruction of “odd oxygen” ($O_x = O_3 + O(^3P)$) along with fast interconversion of O_3 and $O(^3P)$ within the O_x family. This oxygen-only model appeared to suffice until the 1960s when improved observations and laboratory measurements of key rate coefficients revealed a major quantitative discrepancy. The Chapman cycle included the only significant chemical source of O_x , i.e. photolysis of O_2 , but ignored around 80 % of stratospheric O_x loss via catalytic cycles that destroy ozone through reactions involving HO_x (e.g. Nicolet, 1970), NO_x and halogen radicals.

Here, as part of this special issue, we highlight the contribution of the late Paul Crutzen (1933–2021) to ozone layer science. For a comprehensive summary of his whole career, see Müller (2022) and references therein, Solomon (2021a), Fishman et al. (2023), and Müller et al. (2023). Paul Crutzen started contributing to our understanding of the ozone layer very early in his scientific career. In 1965, at Stockholm University, Crutzen helped visiting US scientist James R. Blankenship to develop a numerical model of different forms of oxygen in the stratosphere, mesosphere and lower thermosphere. This marked the start of his scientific career and resulted in his first paper (Blankenship and Crutzen, 1965). Following this work, Crutzen chose to study for a PhD in stratospheric ozone as it appeared, at that time, to be a topic of “pure science related to natural processes” rather than one about human impact. Clearly, that situation later changed! In due course Crutzen submitted his PhD thesis, “On the photochemistry of ozone in the stratosphere and troposphere and pollution of the stratosphere by high-flying aircraft”, to Stockholm University in May 1973.

In his PhD work (Crutzen, 1970, 1971, 1972, 1973), Crutzen was the first to suggest that reactions catalysed by NO and NO_2 control the abundance of ozone in the middle stratosphere (around 25–35 km). This is summarised by the following cycle:



where the sum of NO and NO_2 is termed NO_x . This discovery was a major achievement and helped to pave the way for a quantitative understanding of stratospheric ozone whereby catalytic cycles driven by radical species from various chemical families (HO_x , NO_x , Cl_x , Br_x) are added to the original oxygen-only model of Chapman (1930). This work formed

part of the basis for Crutzen being awarded the 1995 Nobel Prize in Chemistry jointly with Mario J. Molina and F. Sherwood Rowland “for their work in atmospheric chemistry, particularly concerning the formation and decomposition of ozone”.

Prior to submitting his PhD thesis, Crutzen spent 2 years (1969–1971) as a visitor to the University of Oxford. There he developed his ideas on the importance of NO_x in controlling ozone in order to address the issue of human-induced perturbations to the ozone layer caused by emissions from high-flying supersonic transport (SST) aircraft. The debate on the atmospheric impacts of SST had begun in the early 1970s when it was envisaged that large fleets of around 500 aircraft such as the Anglo–French Concorde might be flown within the lower stratosphere (e.g. Johnston, 1971). Through his modelling work Crutzen was aware of inherent model uncertainties, which prompted him to make the statement that the “minimum requirement is therefore that extensive supersonic air traffic should not take place in the stratosphere before reliable predictions can be made of the possible environmental consequences of such operations” (Crutzen, 1972). This is an insightful lesson that would be equally applicable to many other past and present areas of atmospheric science and therefore one well worth remembering.

During the 1970s, Crutzen’s scientific interests extended into other areas, though he did maintain a link with the stratosphere through the study of the impact of NO_x produced from solar proton events on the ozone layer (Solomon and Crutzen, 1981). He also addressed the budget of stratospheric NO_y (reactive odd nitrogen) from the perspective of surface sources, highlighting the human impact of increased fertiliser and associated increased emissions of N_2O on stratospheric ozone, the main source of stratospheric NO_y (Crutzen and Ehalt, 1977). Following the same reasoning as for N_2O , he also worked out that the dominant non-volcanic source of stratospheric sulfur was the surface emissions of carbonyl sulfide (COS), the long-lived atmospheric sulfur compound (Crutzen, 1976).

Before his works on N_2O and COS, Crutzen had also keenly followed the publication of seminal papers on chlorofluorocarbons (CFCs) (Molina and Rowland, 1974) and stratospheric chlorine (Stolarski and Cicerone, 1974), prompting him to publish a contribution on this topic (Crutzen, 1974). Similarly, following the surprise discovery of the Antarctic ozone hole (Farman et al., 1985), Crutzen was quick to think about the possible implications of co-condensation of HNO_3 and H_2O (at temperatures above that at which pure ice clouds form) as a mechanism for widespread formation of polar stratospheric clouds (PSCs) and the initiation of key ozone-destroying halogen chemistry (Solomon et al., 1986) via heterogeneous reactions on PSCs (Crutzen and Arnold, 1986). In this way Crutzen made important scientific contributions to the early research into the causes of polar ozone depletion. His later work on describing the epoch of the Anthropocene still has ongoing relevance for

protecting the Earth’s ozone layer shield (see Solomon et al., 2021b). His multi-faceted scientific legacy for stratospheric ozone is assured.

3 Ozone depletion and the Montreal Protocol

3.1 Montreal Protocol

The signing of the Montreal Protocol on Substances that Deplete the Ozone Layer in 1987 and its subsequent amendments have had a major impact on the anthropogenic halogen source to the stratosphere. The Protocol now controls (limits) the production and consumption of all major long-lived ODSs, which are ultimately emitted to the atmosphere. Controls on ODS production have caused a net reduction in the emission and abundance of tropospheric source gases (Fig. 1a and b) that transport chlorine and bromine to the stratosphere.

A very important recent development in the Montreal Protocol was the inclusion of hydrofluorocarbons (HFCs) in the Kigali Amendment of 2016 (WMO, 2018). HFCs do not contain any chlorine or bromine and hence do not lead directly to ozone depletion. However, they are potent greenhouse gases and are only present in the atmosphere as replacements for CFCs and HCFCs, hence the need to control these gases and to do so within the MP.

The majority of long-lived halocarbon source gases are now controlled by the Protocol. Further or more rapid reductions in stratospheric chlorine (and bromine) would depend on the extension of the Protocol to chlorinated very short-lived substances (VSLS), defined as having atmospheric lifetimes of less than 6 months. A prime example is dichloromethane (CH_2Cl_2) (Hossaini et al., 2017), which is mainly of anthropogenic origin and, although largely removed in the troposphere, does deliver a large fraction of the estimated 130 ± 20 pptv of the very short-lived substance chlorine to the stratosphere both directly (source gas injection, SGI) and through decay products (product gas injection, PGI) (see WMO, 2022). Although this is only around 4 % of the current stratospheric chlorine loading, its contribution is expected to increase (Sect. 3.3).

The history of the MP since its signing in 1987 (and ratification in 1989) is one of continued success – as evidenced by the decreasing loading of ODSs, stratospheric chlorine and bromine (WMO, 2022). Indeed, the former UN secretary general, Kofi Annan, described the Protocol as not only “the most successful environmental treaty in history”, but also “perhaps the most successful international agreement to date” of any kind. However, that success appeared to be challenged for the first time by the observation of an unexpected slowdown in the atmospheric CFC-11 decay (Montzka et al., 2018), which implied renewed emissions. A large fraction (at least) of these emissions was traced to eastern China (Rigby et al., 2019). It must be emphasised that this detection of apparent contravention of the MP was only possible

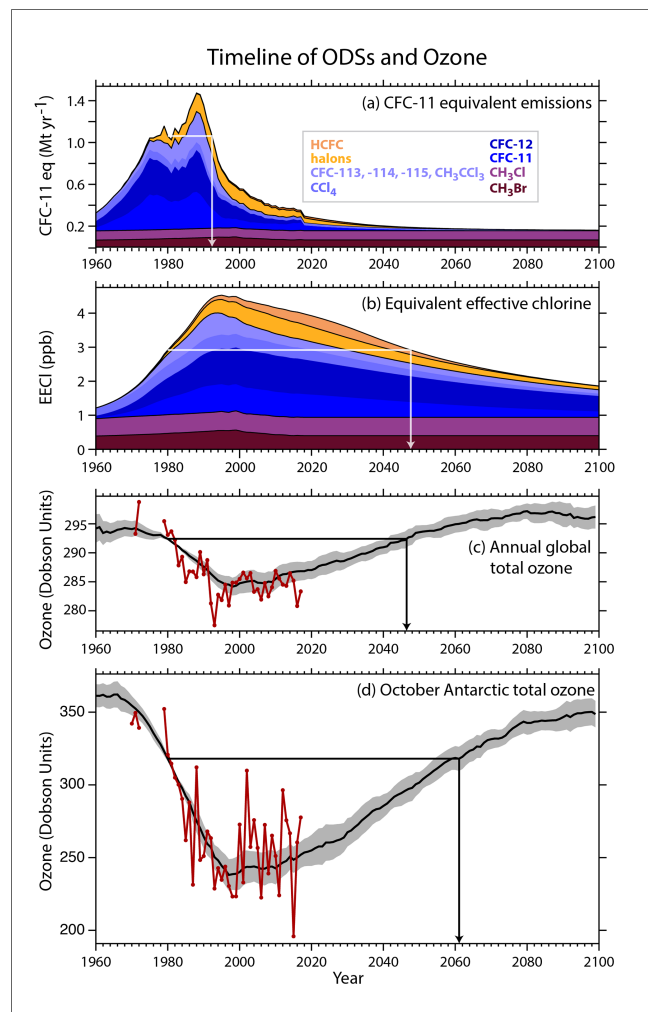


Figure 1. (a) CFC-11-equivalent emissions (Mt yr^{-1}) for major ozone-depleting substances (ODSs) between 1960 and 2100 based on historical and projected emissions scaled by the ozone depletion potential (ODP) of each species. (b) Past observations and projections of the equivalent effective chlorine (EECI; total chlorine + $65 \times$ total bromine at surface, ppb) for the major ODSs. After the signing of the Montreal Protocol and subsequent phaseout of many long-lived ODSs, the EECI began to decline and is expected to return to 1980 levels by around 2050, as indicated by the horizontal and vertical dashed lines. Note that more recent estimates of EECI would give a slightly later return date (WMO, 2022). (c, d) Measured (red line) and predicted (black line, with uncertainty shown as grey shading) annual global (c) and October Antarctic (d) column ozone (Dobson units) between 1960 and 2100. In these simulations the Antarctic ozone layer is expected to return to 1980 levels by around 2061, around a decade later than the EECI (horizontal and vertical dashed lines). CFC, chlorofluorocarbon; HCFC, hydrochlorofluorocarbon. Note that this Antarctic October return date is slightly earlier than the most recent estimate given in WMO (2022) but still within the model uncertainty range. Figure taken without change from Fig. ES-1 in WMO (2018) (see also Chipperfield et al., 2020).

through continued observations by the distributed ground-based monitoring networks (see Sect. 5). Following this discovery, alarm was raised by policymakers involved in the MP process that these renewed emissions could cause a delay in the recovery of the ozone layer (e.g. Dhomse et al., 2019). Extensions of these observations for a further 3 years (Montzka et al., 2021; Park et al., 2021) show that these renewed emissions of CFC-11 appear to have greatly declined. Therefore, we can argue that this episode has been further evidence of the success of the MP and of the effective combination of monitoring observations, science and policy. We emphasise that a key component of these interconnected activities is communicating ODS and ozone layer science and findings to policymakers to guide future decision-making to protect the ozone and climate. Despite the undoubted progress in our understanding of the atmospheric abundance of the major ODSs, some important and persistent uncertainties remain. In particular, this is the case for carbon tetrachloride (CCl_4) (Sherry et al., 2018), which is produced in large quantities for feedstock use (e.g. Chipperfield et al., 2020) and also has soil and oceanic sinks (e.g. Butler et al., 2016). It has proved challenging to pin down the atmospheric budget of this species and explain the apparently slower atmospheric decay than expected based on its estimated lifetime (e.g. Park et al., 2018). The continued observation of these controlled ODSs, and further improved understanding of their atmospheric budgets, is important to ensure the ongoing success of the MP.

3.2 Ozone recovery

The undoubted success of the Montreal Protocol in halting and turning around the increasing trend in stratospheric chlorine and bromine is clearly expected to lead to ozone recovery, e.g. an increase in global ozone. However, the detection of ozone recovery, and even maintaining consistency in the definition of what recovery is within the community, has proven to be difficult. There is now a general consensus that recovery means “recovery from the effects of depletion caused by halogen (chlorine and bromine) species” (e.g. WMO, 2011). Stratospheric ozone amounts clearly depend on many other varying factors (e.g. solar radiation, temperature, dynamics), which can also lead to an increase or a decrease in its concentration. These “non-halogen” influences need to be removed if the ozone recovery from halogens is to be quantified. Thus, recovery cannot generally be detected directly from observations of ozone alone, and a statistical or physical model is needed to isolate the effects of halogen chemistry from other effects in the ozone evolution.

Given that recovery is from the effects of halogen-catalysed chemical depletion, the clearest signal of recovery might be expected in regions where this chemistry exerts the strongest influence on ozone. Newchurch et al. (2003) first reported the detection of ozone recovery in the upper stratosphere where the classical $\text{ClO} + \text{O}$ cycle (Molina and Rowland, 1974; Stolarski and Cicerone 1974) has its maxi-

imum efficiency. In this region there are also non-halogen effects; in particular the contributions of ozone increase from stratospheric cooling need to be removed, which is done by model attribution studies of the different processes (noting that the stratospheric temperature changes can be due to both increased long-wave cooling by CO₂ and reduced short-wave heating by O₃ itself). It proved more elusive to detect recovery in the other atmospheric regions subject to large halogen-catalysed loss – namely the polar lower stratospheres. Solomon et al. (2016) succeeded in detecting Antarctic recovery (or “healing”) by focussing on the period of rapid chemical loss in September rather than the period of the lowest ozone in October, which is subject to saturation of the ozone loss and variability in the breakdown of the polar vortex. As expected, the larger interannual variability in Arctic ozone loss has made detection of any trends in this region difficult. However, using long-term ground-based UV-visible observations, Pazmino et al. (2023) recently claimed some measure of Arctic ozone recovery. These studies show that when searching for the signal of ozone recovery in a variable atmosphere, it is important to bear in mind that the different metrics used for the same phenomenon may indicate different behaviours for the recovery.

At extrapolar latitudes, observations confirm that the ozone decline in the 1990s and earlier, caused by increasing atmospheric concentrations of ODSs, has now largely halted and transitioned to a slow ozone increase in both hemispheres (Fig. 2, WMO, 2022). This is consistent among the ground- and satellite-based measurements and chemistry–climate model simulations in the middle and upper stratosphere, despite the larger variability of the ground-based measurements. The overall tendencies in different latitude bands are apparent in the evolution of observed and modelled annual mean deseasonalised ozone anomalies, relative to the 1998–2008 climatology for each individual dataset in Fig. 2, in the upper stratosphere (42 km or 2 hPa) and in the lower stratosphere (19 km or 70 hPa). Upper-stratospheric ozone anomalies averaged over 2017–2020 from most datasets are positive relative to the 1998–2008 average, which is consistent with expectations from the chemistry–climate model (CCM) simulations. In contrast, lower-stratospheric ozone anomalies over 2017–2020 continue to be about the same as for the 1998–2008 average. Interestingly, in 2019 and 2020, stratospheric ozone values were lower than in previous years and below the level expected from model simulations (Weber et al., 2020). The particularly low 2020 annual mean is the result of a very weak Brewer–Dobson circulation (BDC) and a large and stable Antarctic ozone hole (Klekociuk et al., 2021; Weber et al., 2021). Such large interannual variability, driven by variations in meteorology and transport (e.g. Chipperfield et al., 2018), is typical for the lower stratosphere and limits our ability to draw definite conclusions about long-term trends, especially for the mid-latitudes (30–60°) in both hemispheres (see WMO, 2022). Evidently, longer observational time series should reduce the uncertainty due to this

variability, again reinforcing the need for continued atmospheric monitoring.

While we can see that stratospheric halogen levels are decreasing, and therefore their impact on ozone is decreasing, there are a number of concerns about the extent and rate of ozone recovery. Clearly, ongoing emissions of chlorine and bromine from ODSs or VSLs that are not already accounted for will act to slow down this recovery (Sect. 3.1 and 3.3). However, there are other factors which are not controlled by the MP and which may also lead to decreases in column ozone, ultimately the parameter of primary concern for protecting the biosphere. There are many studies (e.g. Ball et al., 2018; see also Fig. 2) which point to an ongoing decrease in ozone in the mid-latitude lower stratosphere. This may be related to dynamical changes, which are predicted to decrease tropical column ozone in the future (Sect. 6). The model simulations of Chipperfield et al. (2018) supported this cause and showed a negligible impact of assumed trends on bromine and chlorine VSLs. In contrast, Villamayor et al. (2023) have suggested a role for the combined effects of chlorine, bromine and iodine VSLs acting together. This is a region where further work is needed to determine the extent of ozone depletion/recovery and to quantify its driving factors.

3.3 Other issues related to halogen chemistry

As noted in Sect. 2.2, VSLs deliver important amounts of chlorine and bromine to the stratosphere. The very short-lived substance bromine is largely of natural oceanic origin and contributes 5 ± 2 pptv to stratospheric bromine, which is around 27 % of the total (WMO, 2022). There is currently no suggestion of a trend in this contribution of the very short-lived substance bromine, but this could potentially occur due to climate feedbacks on the strengths of the emission sources. In contrast, the very-short lived substance chlorine is largely of anthropogenic origin. Although the total injection of the very short-lived substance chlorine of 130 ± 20 pptv is only 4 % of the total stratospheric chlorine (WMO, 2022), it shows a small increasing trend, notably through increases in the atmospheric abundances of CH₂Cl₂ and CHCl₃ (e.g. Fang et al., 2019; Claxton et al., 2020). Far larger local stratospheric chlorine inputs from VSLs have recently been observed in regions where strong convection and emissions co-locate, notably the Asian summer monsoon (Adcock et al., 2020), pointing to the importance of observing chlorine species directly in the lower stratosphere.

Solomon et al. (1994) pointed out that iodine depletes ozone more efficiently than chlorine and thus, even at low abundances, could be responsible for a significant contribution to past and future ozone changes. However, there are still large uncertainties in the main gas- and condensed-phase iodine photochemical processes (see e.g. Saiz-Lopez et al., 2012; Feng et al., 2023), and observations of inorganic iodine (I_y) species in the upper troposphere–lower

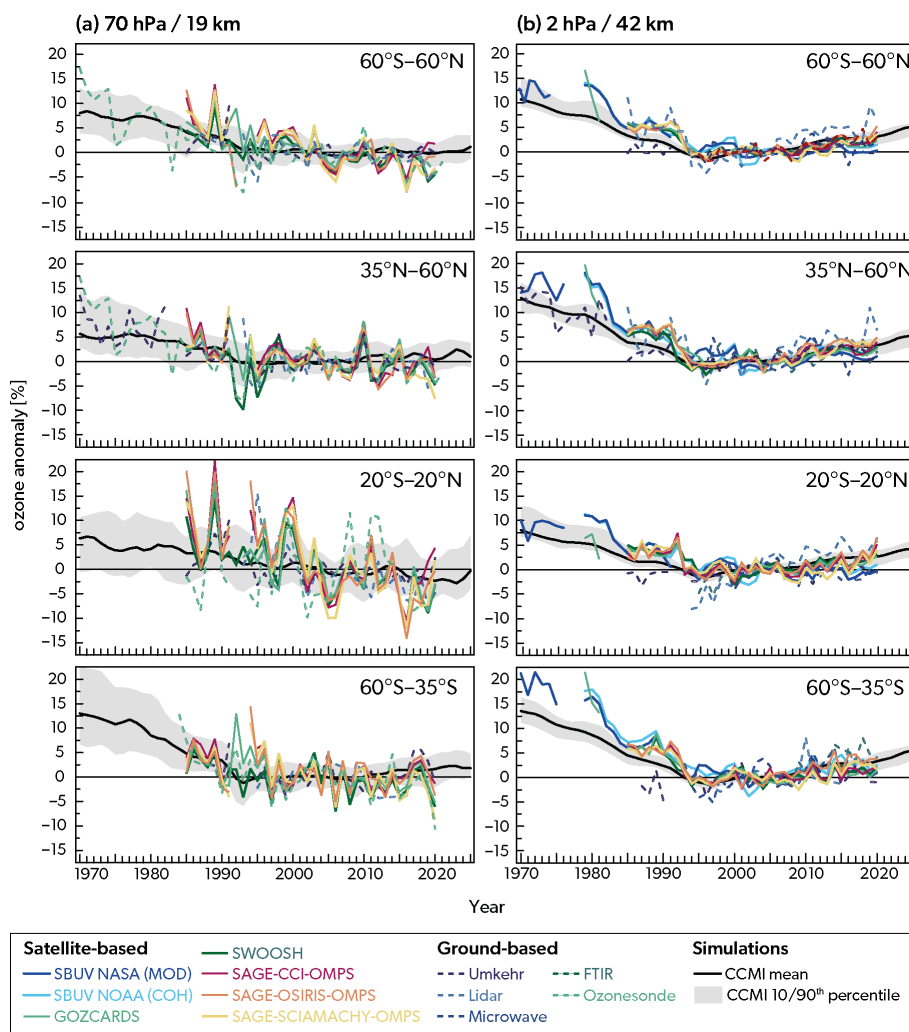


Figure 2. Annual mean anomalies of ozone in (a) the lower stratosphere, near 19 km altitude (70 hPa pressure), and (b) the upper stratosphere, near 42 km (2 hPa), for four latitude bands: 60° S–60° N, 35–60° N, 20° S–20° N (tropics) and 60–35° S. Anomalies are referenced to a 1998–2008 baseline. Coloured lines are long-term records obtained by merging data from different nadir (SBUV NASA (MOD) and SBUV NOAA (COH)) or limb-viewing (GOZCARDS, SWOOSH, SAGE-CCI-OMPS, SAGE-OSIRIS-OMPS, SAGE-SCIAMACHY-OMPS) satellite instruments. Dashed coloured lines are long-term records from ground-based observations (Umkehr, lidar, microwave, FTIR and ozonesondes); see Steinbrecht et al. (2017), WMO (2018) and Arosio et al. (2018) for details on the various datasets. The grey-shaded areas show the range (10th and 90th percentiles) of 16 CCM simulations performed as part of the CCMI-1 REF-C2 experiment (see Morgenstern et al., 2017) with the black line indicating the median. Taken without change from Fig. 3-9 in WMO (2022).

stratosphere (UTLS) are sparse. So far, only a few global 3-D models have included iodine chemistry (e.g. atmospheric chemistry–climate models such as CAM by Ordóñez et al., 2012; SOCOL-AERv2-I by Karagodin-Doyennel et al., 2021; WACCM by Cuevas et al., 2022; and LMDZ-INCA by Caram et al., 2023, as well as chemical transport models such as MOZART by Youn et al., 2010; TOMCAT/SLIMCAT by Hossaini et al., 2015; and GEOS-Chem by Sherwen et al., 2016). These models have included the major sources of iodine from the ocean, including short-lived iodocarbons (e.g. CH₃I, CH₂I₂) and primary HOI and I₂ emissions (e.g. Carpenter, 2003; Jones et al., 2010, Saiz-Lopez et al., 2012;

Carpenter et al., 2013). Recent measurements have indicated that up to 0.77 ± 0.10 parts per trillion by volume (pptv) total inorganic iodine reaches the stratosphere from ocean emissions (Koenig et al., 2020). However, large uncertainties remain over the modelled contribution of iodine to present-day stratospheric ozone levels, ranging from a few percent reduction (e.g. Hossaini et al., 2015; Karagodin-Doyennel et al., 2021) to 10 % (Cuevas et al., 2022) and up to 30 % (e.g. Ordóñez et al., 2012). Indeed, the contribution of iodine could become more pronounced in the future (Cuevas et al., 2022; Villamayor et al., 2023) with the decreasing amounts of stratospheric chlorine and bromine brought about by the

Montreal Protocol (Feng et al., 2021). However, any substantial impact on ozone trends will likely also depend on factors driving a trend in the amount of stratospheric iodine.

It is worth pointing out that volcanoes are also a potentially significant source of halogens to the atmosphere (Borbrowski et al., 2003; Pyle and Mather, 2009). Large halogen-rich eruptions could in principle inject large amounts of halogens, notably bromine, directly into the stratosphere, causing massive ozone destruction (Kutterolf et al., 2013; Cadoux et al., 2015). However, this phenomenon has not been observed during the current satellite era.

4 Other challenges

The MP has been focused on reducing ozone depletion by anthropogenic halogens. However, there are other well-known causes of global ozone perturbations, notably natural ones such as the 11-year solar variability (for which the recent solar cycle 23 showed decreased flux) and stratospheric sulfur injections by large volcanic eruptions (e.g. El Chichón in 1982 and Mt Pinatubo in 1991) (WMO, 2022). So far, since the start of satellite observations around 1980, these natural factors have had a relatively limited impact on global ozone and, unlike the anthropogenic halogen emissions, are only expected to cause short-term (decadal timescale at most) fluctuations in stratospheric ozone.

Climate change represents a pressing and long-term issue for stratospheric ozone. The overall impacts of climate change (largely driven by the increase in CO₂ levels) on stratospheric ozone are complex, with uncertainties ranging from transport to chemistry effects and their couplings (e.g. changes in the strength of the stratospheric BDC, changes in the tropospheric water flux into the stratosphere, temperature-dependent chemistry effects, chemistry changes linked to the increasing levels of stratospheric source gases such as CH₄ and N₂O that are also major greenhouse gases) (e.g. WMO, 2018, 2022). Many of these effects are coupled, and some of the resulting stratospheric perturbations can, in return, influence the surface climate. For example, the projected increasing speed of the stratospheric BDC will decrease column ozone in the tropics – a region which has so far not been subject to substantial column depletion (Eyring et al., 2007). Increasing levels of N₂O will lead to enhanced NO_x-catalysed ozone depletion in the middle atmosphere (Revell et al., 2012). The impact of increasing CH₄ is more complex; it could lead to increased ozone depletion through increased HO_x but less chlorine-catalysed depletion through deactivation of Cl to HCl (Revell et al., 2012). These effects will increase as GHG levels increase, but the details will depend on the relative changes in CO₂, N₂O and CH₄. Therefore, the chemical details of the different prescribed scenarios are important for the ozone impact. Understanding and forecasting the effects of climate change on stratospheric ozone have been a major outstanding challenge for several decades

now and will remain one for years to come. While our knowledge of relevant atmospheric processes will improve, there will remain the issue of uncertainty in GHG scenarios which are based on societal decisions.

More recently, other new challenges have emerged. The stratosphere contains aerosol particles which are mostly located in its lower-altitude region. This stratospheric aerosol load is usually dominated by supercooled sulfuric acid particles whose main sources are stratospheric oxidation of volcanic SO₂ and OCS, a long-lived sulfur species emitted at the surface (Crutzen, 1976). Sulfuric acid aerosols play an important role in stratospheric chemistry and in the radiative balance of the atmosphere, notably when it is enhanced volcanically. They provide surfaces for key heterogeneous reactions (Hofmann and Solomon, 1989), cool the surface by scattering incident sunlight back to space and can heat the stratosphere by absorbing near-infrared radiation (Stenchikov et al., 1998; Robock, 2000). Until quite recently, almost all the observed global enhancements in stratospheric aerosols and resulting ozone perturbations were linked to sulfur injections by large volcanic eruptions (e.g. El Chichón in 1983, Mt Pinatubo in 1991). As the stratospheric aerosol variability appeared to be essentially driven by volcanic sulfur inputs, only sulfur-induced perturbations of stratospheric aerosols have usually been considered significant for the global stratosphere and climate. This focus on sulfur has also led to the development of sophisticated stratospheric sulfate aerosol microphysical modules which are now implemented in several global climate models (e.g. Zanchettin et al., 2016). These models are able to reproduce observed features of the stratospheric aerosol layer rather well, especially the large enhancements by volcanic eruptions (Zanchettin et al., 2022) and associated ozone losses (e.g. Bekki and Pyle, 1994; Mills et al., 2017). These models are also used to assess the impacts of other stratospheric sulfur injections on stratospheric ozone, for example from aircraft or potential stratospheric geoengineering (Pitari et al., 2014).

Aircraft measurements in the lowermost stratosphere have already revealed that the nature and composition of stratospheric aerosols are more variable and complex than assumed in most stratospheric aerosol–climate models. These usually only consider sulfur and ignore the substantial components of meteoritic and organic material, dust, and metallic particles from space activities (Murphy et al., 2014; Martinsson et al., 2019; Murphy et al., 2021; Schneider et al., 2021; Murphy et al., 2023). Two recent events have further challenged the dominant view that sulfur is the only aerosol component relevant to the global stratosphere, ozone layer and climate. The first event was the massive Australian wildfires at the turn of 2020, the so-called Australian New Year's (ANY) event (Khaykin et al., 2020; Peterson et al., 2021); the second event was the eruption of the Hunga Tonga–Hunga Ha'apai (HTHH) volcano in January 2022 (Carr et al., 2022; Zuo et al., 2022). The nature and magnitude of the various stratospheric impacts of these two events have

been unexpected and sometimes unprecedented in the historical records. After extensive research on the stratosphere since the discovery of the Antarctic ozone hole in 1985, these two recent events represent extreme but valuable test beds for our understanding and modelling of stratospheric physics and chemistry.

4.1 Australian wildfires

4.1.1 Injections of carbonaceous particles and resulting aerosol changes

Wildfires can trigger the formation of pyrocumulonimbus (PyroCb) towers that can, depending on the meteorological conditions and intensity of the fires, rise high enough to transport biomass-burning material into the UTLS (Peterson et al., 2018). The Australian “black summer” wildfires of 2019–2020 were exceptional in terms of scale, intensity and stratospheric impacts according to historical records (Damany-Pearce et al., 2022). The strongest set of PyroCb outbreaks (ANY) occurred at the turn of 2020, injecting massive amounts of gaseous and particulate biomass-burning products above the tropopause. For instance, ~ 1 Tg of carbonaceous aerosols and ~ 25 Tg of H_2O were released into the lower stratosphere during the main ANY event (Khaykin et al., 2020; Damany-Pearce et al., 2022; Ohneiser et al., 2022), resulting in a sharp increase in global stratospheric aerosol optical depth (SAOD). The rise in SAOD was comparable to the increases produced by the strongest volcanic eruptions since Mt Pinatubo in 1991, namely Calbuco in 2015 and Raikoke in 2019 (see Fig. 3). Stratospheric aerosol levels remained enhanced in the Southern Hemisphere throughout 2020. Note that the radiative properties and heterogeneous chemistry of carbonaceous aerosols are different from those of sulfate aerosols (Yu et al., 2023). As a result, the impacts of ANY aerosols on the stratosphere and surface climate are expected to differ from those of volcanic sulfate aerosols.

4.1.2 Gaseous composition changes

ANY stratospheric aerosol changes were accompanied by very unusual large-scale perturbations in gaseous composition. For example, in the months following the ANY aerosol dispersion, unexpected partitioning between radicals and reservoir species in the chlorine and nitrogen families was observed at southern mid-latitudes at relatively warm stratospheric temperatures (Santee et al., 2022). The main stratospheric chlorine reservoir species, HCl, was found to be largely depleted, while the other major chlorine reservoir, ClONO₂, and the ozone-destroying chlorine radical, ClO, were enhanced. The anomalous partitioning is somewhat reminiscent of the effects of ozone-depleting heterogeneous chemistry on other stratospheric aerosols (sulfuric acid particles, PSCs) and was probably initiated by some heterogeneous processing on ANY particles (Bernath et al., 2022;

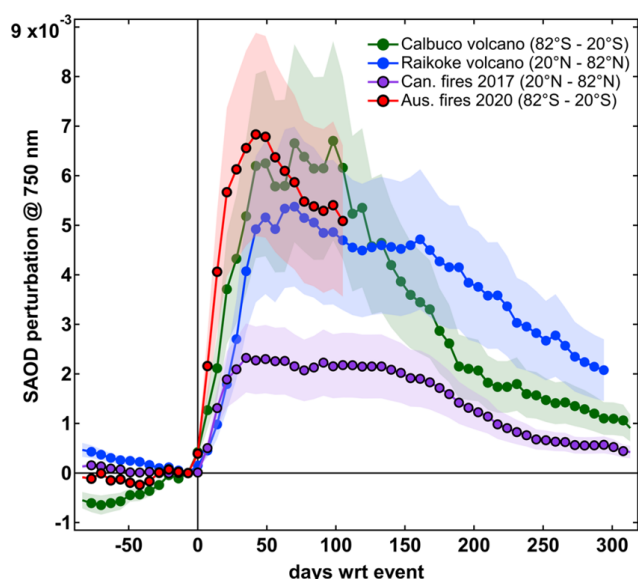


Figure 3. Perturbation of the stratospheric aerosol optical depth (SAOD) due to Australian fires and the strongest events since 1991. The curves represent the SAOD perturbation at 746 nm following the Australian wildfires, the previous record-breaking Canadian wildfires in 2017 and the strongest volcanic eruptions in the last 29 years (eruptions of the Calbuco volcano in 2015 and Raikoke volcano in 2019). The time series are computed from OMPS LP aerosol extinction profiles as weekly-mean departures of aerosol optical depth above a 380 K isentropic level from the levels in the week preceding the ANY event. The weekly averages are computed over equivalent-area latitude bands roughly corresponding to the meridional extent of stratospheric aerosol perturbation for each event. The shading indicates a 30 % uncertainty in the calculated SAOD, as estimated from SAGE III coincident comparisons. Taken from Fig. 3 of Khaykin et al. (2020) without change and reproduced under the terms of the Creative Commons Attribution 4.0 International Licence (<http://creativecommons.org/licenses/by/4.0/>, last access: 1 November 2023).

Solomon et al., 2023). Overall, the enhanced ClO concentrations likely caused some, albeit weak, chemical ozone depletion. A mini ozone hole (depletion of up to 100 DU) was also apparent early on within the largest plume vortex (Sect. 4.1.3; Khaykin et al., 2020), and the Antarctic ozone hole was particularly long-lasting in 2020 (Klekociuk et al., 2022). Several aerosol-driven mechanisms have been proposed to explain these ozone changes, invoking changes in stratospheric dynamics and/or heterogeneous chemistry (e.g. Ansmann et al., 2022).

It has to be stressed that, at this stage, we do not precisely know the physical state (e.g. liquid, glassy, solid) and composition of such wildfire particles in the conditions prevailing in the stratosphere, all the more so when they are internally mixed with sulfuric acid (Solomon et al., 2023). As a result, the types and rates of heterogeneous reactions occurring on them can only be hypothesised. Further laboratory studies

and, as importantly, detailed chemical composition measurements are certainly our best means to unequivocally characterise the physicochemistry of these aerosols.

4.1.3 Dynamics and radiative forcing

In the early phase when aerosol concentrations within the ANY plumes were extremely high, the intense solar heating by the highly absorptive ANY aerosol plumes led to very peculiar dynamical feedbacks and the formation of self-maintained anticyclonic vortices. This included one with a size of ~ 1000 km, which contained extremely high concentrations of wildfire gases and aerosols. The massive and remarkably compact vortex persisted for several months while rising diabatically to ~ 35 km (Khaykin et al., 2020). The aerosol lofting opposed the effect of gravitational settling, prolonging the residence time of ANY aerosols in the stratosphere. Interestingly, after the discovery of heating and self-lofting by ANY carbonaceous aerosols, an analysis of high-resolution satellite observations has showed that the Raikoke volcanic eruption in 2019 also generated a stratospheric anticyclonic vortex, which rose to 27 km and persisted for more than 3 months (Khaykin et al., 2022). Since sulfate aerosols absorb radiation only weakly, the heating must have been generated by absorption from another volcanic aerosol component, likely to be volcanic ash. Currently, most stratospheric aerosol models only consider sulfate aerosols and hence cannot reproduce the observed dynamical confinement and ascent of concentrated carbonaceous plumes or ash-rich plumes, hence the extended residence time in the stratosphere. Once the ANY aerosol plumes were dispersed and spread, the aerosol heating led to a pronounced large-scale warming of the southern lower stratosphere (Stocker et al., 2021; Damany-Pearce et al., 2022), which was stronger than any warmings from recent volcanic eruptions.

The climate forcing by ANY aerosols is more difficult to estimate than the forcing by sulfate aerosols. Sulfate aerosols cool the surface by efficiently scattering incoming sunlight back to space, and this effect readily dominates the surface-warming tendency from their absorption of long-wave radiation. Carbonaceous aerosols not only scatter solar radiation but also absorb it, and this absorption is strongly dependent on the aerosol composition. ANY aerosols are thought to have been mostly composed of a small fraction of black carbon (BC; soot-like component) and a vastly dominant fraction of organic material (OM; including the so-called brown carbon (BrC) component) (Liu et al., 2022). BC absorbs across the entire solar spectrum and is hence by far the most efficient source of heating. Most OM compounds absorb strongly in the IR and UV wavelengths but are relatively transparent in the visible and near-IR wavelengths. This is not the case for BrC, which can also absorb in the blue and near-UV spectral regions, albeit with a much weaker efficiency than BC (Laskin et al., 2015; Yu et al., 2021). Given the poor observational constraints on the composition, phys-

ical and mixing states, and size distribution of ANY carbonaceous aerosols (all key parameters of aerosol radiative properties), the radiative impact of ANY aerosols remains as difficult to assess as their heterogeneous chemistry. Estimations of ANY aerosol surface radiative forcing (RF) vary from negligible to about -1 Wm^{-2} ; this range can be compared to the RF of small to moderate volcanic eruptions during the last 3 decades, estimated to be between -0.1 and -0.2 Wm^{-2} (Sellitto et al., 2022a; Liu et al., 2022). An additional complication in the ANY RF estimation is the effect of the aerosol-driven stratospheric warming on the long-wave radiation budget (Liu et al., 2022).

It is worth pointing out that as global surface warming intensifies, massive wildfires and associated pyro-convective injections of carbonaceous particles into the stratosphere are expected to become more frequent. Pyro-convection could turn into a significant source of large-scale perturbations of stratospheric aerosols, ozone and climate. Therefore, it might be necessary to account for stratospheric wildfire particle processes in CCMs and comprehensive Earth system models (ESMs) in the future.

4.2 Hunga Tonga–Hunga Ha’apai volcanic eruption of January 2022

4.2.1 Injection of H₂O and sulfur

The eruption of the Hunga Tonga–Hunga Ha’apai volcano with an underwater caldera occurred on 15 January 2022. Several features of this eruption were unique in the record of stratospheric observations. First, it generated a very powerful blast that injected volcanic material up to an altitude of nearly 58 km (Proud et al., 2022; Carr et al., 2022). A volcanic plume reaching the lower mesosphere was barely conceivable until this event, especially considering that the plume of the Mt Pinatubo eruption in 1991 with an explosivity index larger than the HTHH eruption reached at most an altitude of ~ 40 km (McCormick et al., 1995). Second, the HTHH eruption injected a very small amount of SO₂ (0.4–0.5 Tg) but a massive quantity of H₂O, between 120 and 150 Tg (Carn et al., 2022; Millan et al., 2022; Xu et al., 2022; Khaykin et al., 2022), into the middle atmosphere, resulting in very large increases in stratospheric water vapour (see Fig. 4). Again, such a volcanic emission scenario had not been generally considered previously. H₂O isotopic ratio data strongly indicate that sea water was a major source of stratospheric hydration by the HTHH eruption (Khaykin et al., 2022), which is consistent with the high concentrations of sea salts found in HTHH tephra (volcanic ash) collected shortly after deposition at the surface (Colombier et al., 2023).

4.2.2 H₂O and sulfate aerosol changes

The HTHH eruption increased the mean global stratospheric water content by approximately 10 %, which is unprece-

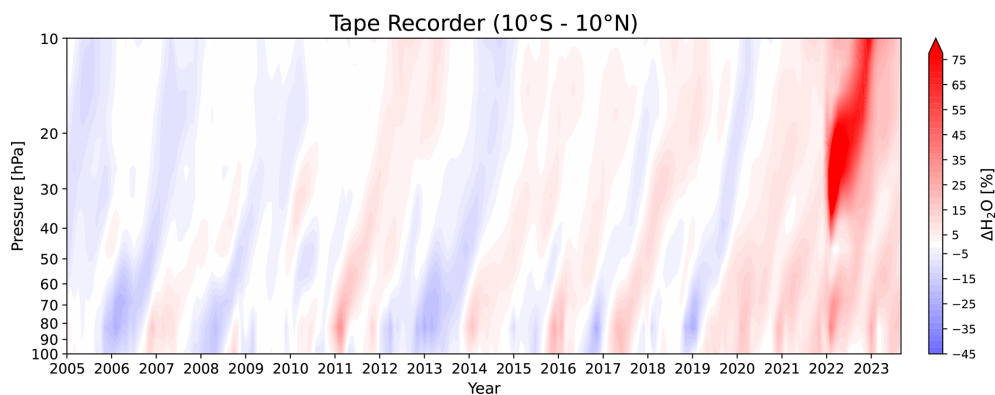


Figure 4. Zonal mean H₂O anomalies (%) in the tropics, between 10° S and 10° N (the so-called atmospheric tape recorder), for January 2005 to August 2023. H₂O abundances are based on version 5 Microwave Limb Sounder data. Based on Fig. 5a in Millan et al. (2022). Figure courtesy of Xin Zhou (Chengdu University of Information Technology).

mented in the entire observational record dating back to 1985. Note that as there are no significant sinks of H₂O within the stratosphere, this excess H₂O should persist for at least several years, during which time the water vapour is slowly transported to the troposphere. In contrast, volcanic sulfate particles have a shorter residence time in the stratosphere, with typically an e-folding decay time of a year because of the effect of gravitational sedimentation. This difference between the gaseous and aerosol components has led to an increasing vertical decoupling of the HTHH enhanced water vapour and aerosol layers in the stratosphere (Millan et al., 2022; Khaykin et al., 2022).

Most of the HTHH SO₂ was oxidised to sulfate aerosols within a month because of the H₂O-driven OH enhancement (Zhu et al., 2022). The SAOD (averaged between 60° S and 60° N above 380 K) increased rapidly and reached a peak 5 months after the eruption (Khaykin et al., 2022). Surprisingly, the magnitude of the SAOD increment did not at all follow the common relationship between SAOD and volcanic SO₂ mass injected into the stratosphere. For instance, the HTHH SAOD enhancement, which easily outweighed all the volcanic and wildfire aerosol perturbations in the last 3 decades, exceeded the SAOD peak caused by the 2015 Calbuco eruption (that injected roughly the same amount of sulfur) by a factor of 4 and the SAOD peak caused by the 2019 Raikoke eruption (that injected 2 times more SO₂ than the HTHH eruption) by a factor of 2 (Khaykin et al., 2022). This unexpected increase in SAOD in the case of HTHH could not be linked to the possible presence of volcanic ash because that was apparently removed within days after the eruption, and, according to satellite data, HTHH aerosols were essentially liquid sulfate droplets (Legras et al., 2022; Bernath et al., 2023). The highly enhanced SAOD must have been due to the excess humidity in the stratosphere, possibly through aerosol hygroscopic growth or coagulation. Indeed, in sulfate aerosol microphysical model simulations of the HTHH eruption, the SAOD generated by a ~0.4 Tg SO₂ injection

is approximately doubled by the co-injection of 150 Tg of water (Zhu et al., 2022). Nonetheless, the model still underestimates the observed SAOD by a factor of 2, suggesting that the effect of water vapour on sulfate aerosols is still not fully understood or that the HTHH aerosols were composed of not just sulfuric acid and water but also possibly sea salt, affecting the aerosol hygroscopicity.

Satellite observations of trace gases have also provided strong evidence for heterogeneous chemical processing on HTHH aerosols with unambiguous signatures of substantial chlorine and nitrogen repartitioning in the regions of aerosol enhancements almost immediately after the eruption (Santee et al., 2023). Model simulations indicate that stratospheric ozone has been significantly impacted by the eruption through not only heterogeneous chemistry but also other chemical and dynamical mechanisms (e.g. H₂O-enhanced gas-phase radical chemistry and circulation changes) (Lu et al., 2023).

4.2.3 Dynamics and radiative forcing

The first radiative forcing (RF) model calculations for HTHH only took the sulfur injection into account, ignoring the water injection and, as expected, concluded that the HTHH sulfate aerosols would cool the surface slightly (Zuo et al., 2022). However, enhancements in lower stratospheric H₂O and sulfate aerosols generally have opposite radiative impacts. A H₂O increment tends to cool the stratosphere and warm the surface, while a sulfate aerosol increment tends to warm the stratosphere and cool the surface. The water vapour content within the HTHH plume was initially so high that the H₂O radiative cooling led to a descent of the volcanic plume during the first weeks after the eruption (Sellitto et al., 2022b). After this initial phase, negative temperature anomalies were found to be correlated with H₂O-rich layers (Schoeberl et al., 2022). The decrease in global temperatures was rather extreme in the mid-stratosphere during 2022, deviating

markedly from all previous 42 years of meteorological data (Coy et al., 2022). The sign of the stratospheric temperature response confirms that the H₂O cooling clearly dominated the sulfate aerosol warming in the stratosphere. These temperature perturbations were also accompanied by circulation adjustments.

The effect of the HTHH event on surface climate is not as clear-cut as in the stratosphere. RF model calculations suggest that ultimately the eruption warmed the surface, i.e. that the H₂O warming was slightly dominant over sulfate cooling (Sellitto et al., 2022b; Jenkins et al., 2023).

5 Maintaining observational capacity

Our understanding of the ozone layer, and of the processes which control its evolution, including those outlined here, depends on the availability of high-quality observations. In recent years we have benefitted from a wealth of observations from instruments in ground-based networks and on balloon, aircraft and satellite platforms. However, there are several indications that future progress will be impeded by fewer observations in the future.

5.1 Gaseous composition

Several currently operational spaceborne instruments are well beyond their design lifetimes, and some are scheduled to be decommissioned in the next few years. Instruments whose data have been cited above or regularly used as part of the 4-yearly WMO/UNEP ozone assessments (e.g. WMO, 2022) will likely cease operations within the next few years, including the Aura Microwave Limb Sounder (MLS), the SCISAT Atmospheric Chemistry Experiment Fourier Transform Spectrometer (ACE-FTS), the Odin Optical Spectrograph and Infrared Imager System (OSIRIS), and the Odin Sub-Millimetre Radiometer (SMR). With the loss of these current limb-viewing capabilities, vertically resolved global measurements of many trace gases relevant for studies of stratospheric chemistry and dynamics will no longer be available. These trace gases include ozone-destroying reactive (ClO) and reservoir (HCl, ClONO₂) chlorine species, water vapour, nitric acid (HNO₃), and long-lived tracers of transport (e.g. nitrous oxide, N₂O; methane, CH₄; carbon monoxide, CO). As noted in WMO (2022), the 2021 report of the Ozone Research Managers of the Parties to the Vienna Convention (ORM, 2021a) identified the need to “continue limb emission and infrared solar occultation observations from space” that are “necessary for global vertical profiles of many ozone and climate-related trace gases” as one of the “key systematic observations recommendations”. Indeed, the impending loss of these measurements, many of which have been taken continuously over the last several decades, will hamper our ability to appreciate and address key gaps and uncertainties in our understanding of stratospheric ozone depletion, including the lack of emergence of a clear signature of

recovery in the Arctic, the influences of volcanic and wildfire emissions, the role of VSLs, and the impact of strengthening of the Brewer–Dobson circulation. Ultimately, this will risk weakening the scientific framework of the Montreal Protocol including the decision-making process. It may take many years for the next generation of improved limb sounders to become operational and provide us with the observational capacity that has been so essential to understanding the evolution of the ozone layer over the past 3 decades. For example, the novel, high-resolution Changing-Atmosphere Infra-Red Tomography Explorer (CAIRT) (<https://www.cairt.eu/>, last access: 1 November 2023) is currently a candidate mission for the European Space Agency Earth Explorer 11 mission but, if selected, will not start operating before 2033 at best.

Ground-based networks have also proved to be essential for ozone layer research. Examples are the Network for the Detection of Atmospheric Composition Change (NDACC; De Mazière et al., 2018), the National Oceanic and Atmospheric Administration (NOAA; e.g. Montzka et al., 2018), and the Advanced Global Atmospheric Gases Experiment (AGAGE; e.g. Rigby et al., 2019) surface networks. While these networks have an important monitoring function, the data acquired have proved to be central to trend analyses, the validation of satellite measurements and the identification of many of the new scientific challenges discussed here. The benefit of these datasets increases greatly as the time series extend so that longer-term variations can be characterised and studied. Therefore, it is crucial to maintain their continuity as discussed, for example, in ORM (2021a, b).

5.2 Aerosol composition

As for trace gases, the much-reduced availability of satellite limb-viewing observations in the future is a concern for research on stratospheric aerosols, an important driver of stratospheric ozone. Several spaceborne instruments arriving towards the end of their lifetimes have been providing critical information on stratospheric aerosol properties. It is not ideal to reduce stratospheric aerosol observations with their global coverage, especially when it is becoming increasingly clear that large-scale ozone perturbations from stratospheric aerosol changes are not limited to volcanic sulfur injections. The chemical composition of stratospheric aerosols is more variable and complex than often assumed. In addition to sulfuric acid and water, stratospheric aerosols contain significant fractions of carbonaceous, meteoritic and space activity material, but the impacts of some of these components on stratospheric ozone are more or less unknown. As a result of poor observational constraints, large uncertainties pertain to the sources, size distribution, heterogeneous chemical reactivity, ability to activate polar stratospheric clouds and/or radiative properties of these components. This incomplete knowledge hinders our ability to foresee the state of the ozone layer under the effect of a range of potential aerosol perturbations, such as massive wildfires expected to

be favoured by global warming, the anticipated increase in space activities within the next few decades (e.g. Ryan et al., 2022), the impact of meteoritic particles (Plane et al., 2023) or stratospheric geoengineering (i.e. deliberate injection of aerosols and/or gaseous precursors into the stratosphere in order to counteract climate warming, e.g. Tilmes et al., 2022).

It is worth pointing out that satellite observations cannot unambiguously constrain key aerosol parameters alone, in particular chemical composition and size distribution. Satellite data have to be confronted and combined with in situ detailed composition and size measurements from balloons and aircraft; in addition, laboratory studies help to characterise the primary processes relevant to the aerosol physico-chemistry (Burkholder et al., 2017). All these types of measurements are needed to advance our understanding of stratospheric aerosol processes and impacts and thus improve their representations in models.

6 Chemistry–climate modelling and ozone projections

Our understanding of the chemical, dynamic and radiative processes and their couplings which control stratospheric ozone is encapsulated in mathematical form in numerical models. These models are powerful tools in tackling a range of scientific and societal challenges. Obviously, they can only include known processes (as the surprise discovery of the Antarctic ozone hole clearly demonstrated), and even for these there can be significant uncertainties. Overall, progress in our understanding of the ozone layer will depend on the improvement and careful application of a hierarchy of models, from detailed chemical–aerosol box models to 3-D chemical transport models (CTMs) and complex chemistry–climate models (CCMs).

Computationally inexpensive 3-D CTMs will continue to play an important role in interpreting observations on a range of spatial and temporal scales, testing our understanding and developing parameterisations for new processes. These models contain detailed chemistry–aerosol schemes but are forced by offline meteorological analyses, making them ideal tools for comparisons with observations and for many sensitivity studies. CCMs are needed to study chemical–radiative–dynamical interactions, but these models are relatively very computationally expensive to run. Continuing advances in computing resources allow ever more complex processes to be added, which can help understanding of feedback pathways but can mean that simulations are often at the limit of what is practical. For example, the stratospheric impact of halogenated VSLs will ideally require detailed tropospheric chemistry in order to accurately model the transport of product gases to the stratosphere. This “whole atmosphere” chemistry is also desirable for many other reasons, but it adds to the cost of all stratospheric simulations and

to the amount of model output generated. A set of ensemble CCM simulations (needed to characterise the model internal variability) can take many months of real time even on a powerful high-performance computing (HPC) system. Moreover, the costs increase greatly as other modules, such as ocean, cryosphere and biosphere, are added to build a full ESM. Within an ESM framework there is, we think, a danger that the treatment of the stratosphere is simplified to such an extent that the model will not capture many of the important processes discussed above (e.g. VSLs, wildfire smoke) and thus will not produce the best estimate for processes such as ozone layer recovery. For example, the standard UKESM (Archibald et al., 2020) only treats three ODSs (two CFCs and CH₃Br) with other simplifications for PSCs. In practice, other versions of the ESM may be available (in effect a CCM if other modules are not used to save time), but these will likely not be used for flagship climate simulations in major international assessments. This is important not only for simulating the stratosphere itself but also because changes in the stratosphere are known to exert important impacts on the troposphere and the surface (e.g. Thompson et al., 2011).

Given the computational challenges, simulations with CCMs (and ESMs) need to be planned carefully. Results from any given model will have various causes of uncertainty: (1) internal variability, (2) structural uncertainty – related to the model grid and parameterisations used to represent known processes, and (3) scenario uncertainty – related for example to the ODS and GHG scenarios used to force the model. To address (1) each CCM needs to perform an ensemble of simulations. To address (2) a selection of models are needed to perform a given experiment in order to obtain a robust result (in the sense that the result is not, or at least only weakly, model dependent). To address (3) the models must be computationally cheap enough to simulate a range of possible scenarios. For example, as discussed above, an important use of CCMs is to predict recovery of the ozone layer from chlorine- and bromine-catalysed loss and the dependence of that recovery on climate change. These results are obtained from projects such as the Chemistry–Climate Model Initiative (CCMI; <https://igacproject.org/activities/CCMI>, last access: 1 November 2023) and feed into the WMO/UNEP assessments. It is important that the participating models have been thoroughly evaluated and that they perform sufficient experiments (with ensemble members). For example, as noted by Dhomse et al. (2018), robust estimates of sensitivity to GHG scenarios are better achieved when all (well-evaluated) models perform all experiments, and these results from around 20 models are fed into the projections used in WMO (2018) (see Fig. 1c and d). In comparison, projections used in WMO (2022) were based on only five or six models (depending on region) and simulations that were performed for the wide-ranging Coupled Model Intercomparison Project 6 (CMIP6; <https://pcmdi.llnl.gov/CMIP6/>, last access: 1 November 2023), which were not focussed on the stratosphere. While all models used for assessment purposes

should ideally have comprehensive stratospheric processes, their projections of ozone recovery will always have some caveats. Clearly the models cannot contain unknown processes – and the recent example of chlorine activation on wildfire smoke particles (Sect. 4.1) is one example. Even for known processes, we do not know how external forcings, such as volcanic eruptions, will vary. Therefore, there will always be an important role for additional, focussed studies of chemistry–climate interactions and projections outside of the main assessment process in order to explore detailed interactions and accommodate new knowledge.

Given the increasing computational cost of the CCM/ESM simulations, it is then desirable that other approaches are used to update projections of ozone layer recovery which do not depend on extensive new sets of model runs. A commonly used metric is the “ozone return date” (see Fig. 1c and d). This is the date at which modelled ozone levels return to a reference value, which is often taken to be 1960 or 1980. These return dates are, for example, typically around 2040 for global mean column ozone and 2066 for the Antarctic in October but with large uncertainty due to e.g. GHG scenarios (WMO, 2022). Although an apparently simple metric, there are a number of obvious shortcomings with return dates. The return date measures recovery as a single event and does not take the trajectory of ozone prior to that date into account, noting that the impact of increased surface UV will depend on the time history of ozone depletion. Furthermore, small shifts in the extent of ozone depletion around the return date can cause a large “delay” in when ozone recovery is deemed to have occurred. Performing simulations to update these estimates is also expensive with possibly only a small benefit if the ODS and GHG scenarios have only changed slightly. Therefore, alternative approaches should be investigated for estimating, for example, the dependence of the ozone return date on the chlorine and bromine return dates and the sensitivity of this to different GHGs.

Recently, Pyle et al. (2022) proposed the integrated ozone depletion (IOD) metric and showed how it applies to similar long-lived ODSs. IOD is an absolute measure of the time-integrated column ozone depletion for different halocarbon scenarios, which, for long-lived ODSs, reduces to a simple empirical formula with a model-derived scaling factor. As noted above, application of ODPs to VSLS depends on the distribution of the surface emissions, which leads to a range of IOD values. Because VSLS can cause ozone changes in the troposphere, Zhang et al. (2020) proposed the use of “stratospheric ODP” (SODP) as a simpler and more direct measure of only stratospheric column changes. Further work from the modelling community is needed to derive a robust range of (S)ODPs for VSLS and to also extend the work of Pyle et al. (2022) to investigate how to apply the IOD metric to VSLS. In particular, we need to test the sensitivity of simulated ozone depletion to emissions (i.e. IOD scaling factor) in a range of models.

7 Future outlook

This opinion article demonstrates that after 100 years of research, and nearly 4 decades after the discovery of the Antarctic ozone hole, the stratospheric ozone layer is still producing surprises and new research challenges. Clearly we cannot lower our guard on this global environmental issue. The great progress that we have made in ozone layer science has been achieved through the combination of laboratory studies, observations from a range of platforms and modelling. All of these components are essential for continued progress in research and policymaking concerning the preservation of the ozone layer.

Our reflections of the long-standing and new challenges presented in this paper can, we think, be summarised in the following overarching research needs:

Maintaining and expanding the observational monitoring networks to ensure compliance with the Montreal Protocol for the controlled gases and to understand the distribution and emissions of important uncontrolled gases. This monitoring should cover the important ODSs and the replacements of the ODSs and VSLS and be of high enough coverage that emissions can be traced to specific regional sources.

Addressing the critical issue of the impending satellite gap in the observational capacity of the stratosphere which will greatly reduce our ability to study processes globally. In order to understand changes in stratospheric ozone, for example to track recovery or understand new perturbations, we need height-resolved profiles of related chemical and aerosol species. Other targeted observational campaigns from aircraft and balloons in the low–middle stratosphere are critical for increasing the observational database to more species and providing observations at high spatial resolution.

Supporting the development, testing and application of process models. This will also require relevant laboratory studies to measure key parameters. CTMs will continue to be important tools to test understanding and interpret observations. This development can feed into the chemistry–aerosol modules used in more complex CCMs.

Ensuring that ESMs being developed worldwide treat the stratosphere in sufficient detail. Use of ESMs for assessment simulations should be based on well-tested models and a sufficiently large number of ensemble members to account for model internal variability and include provision for a range of scenarios and sensitivity runs. If the full ESM is too costly for this, regular CCMs should then be used. New metrics need to be explored, e.g. to quantify ozone recovery, which provide a direct measure of the impact of the process being considered, and to reduce the need for a large number of repeated expensive model runs as external forcings change only slightly.

Our personal experience has also convinced us of the great importance of collaborative international programmes and campaigns, which have been truly instrumental in advancing our knowledge on the topic. Ultimately, society’s interest in the ozone layer is due to the impact of ozone depletion on

surface UV and climate. As this article has shown, although the ozone layer is demonstrating recovery from the effects of long-lived ODSs, other processes, such as uncontrolled short-lived species, changing dynamics and wildfire smoke, could cause further perturbations.

In summary, studies of the stratospheric ozone layer continue to uncover novel research challenges and to reveal yet more processes and mechanisms that can perturb this essential component of the Earth system. Global monitoring of stratospheric ozone and of its gaseous and particulate drivers, combined with numerical modelling, remains absolutely vital if these challenges are to be met. This is a prerequisite for reliable future projections.

Appendix A: List of acronyms

ANY	Australia New Year
CCM	Chemistry–climate model
CMIP	Coupled Model Intercomparison Project
CTM	Chemical transport model
EECI	Equivalent effective chlorine
ESM	Earth system model
GHG	Greenhouse gas
HTHH	Hunga Tonga–Hunga Ha’apai
IOD	Integrated ozone depletion
IR	Infrared
MP	Montreal Protocol
ODP	Ozone depletion potential
ODS	Ozone-depleting substance
PGI	Product gas injection
PSC	Polar stratospheric cloud
RF	Radiative forcing
SAOD	Stratospheric aerosol optical depth
SGI	Source gas injection
SODP	Stratospheric ODP
UTLS	Upper troposphere–lower stratosphere
UV	Ultraviolet
VSLs	Very short-lived substances
WMO	World Meteorological Organization

Data availability. No data sets were used in this article.

Author contributions. MPC initiated the paper and wrote the first drafts of Sects. 1–3 and 5–7. SB wrote the first draft of Sect. 4. Both authors contributed to the final drafting of all sections and further editing following the reviewers’ comments.

Competing interests. The contact author has declared that neither of the authors has any competing interests.

Disclaimer. Publisher’s note: Copernicus Publications remains neutral with regard to jurisdictional claims made in the text, published maps, institutional affiliations, or any other geographical representation in this paper. While Copernicus Publications makes every effort to include appropriate place names, the final responsibility lies with the authors.

Special issue statement. This article is part of the special issue “20 years of Atmospheric Chemistry and Physics”. It is not associated with a conference.

Acknowledgements. Martyn P. Chipperfield and Slimane Bekki thank numerous colleagues for past discussions on the topics described here. In particular, Martyn P. Chipperfield thanks the co-lead authors of the recent WMO Ozone Assessment chapters: Michelle Santee, Birgit Hassler and Paul Young. Martyn P. Chipperfield also thanks Ryan Hossaini, Sandip Dhomse and Xin Zhou for specific comments. Slimane Bekki thanks Sergey Khaykin, Gwenael Berthet and Jean-Paul Vernier. Martyn P. Chipperfield is grateful for support from the NERC LSO3 (NE/V011863/1) and ESA OREGANO (contract no. 4000137112/22/I-A) projects. Slimane Bekki thanks the support of the French Agence Nationale de la Recherche (ANR) PyroStrat project (grant no. 21-CE01-0028-01) and the Centre National d’Etudes Spatiales (CNES) BeSAFE project. We thank the two anonymous reviewers for their constructive criticism, which has improved the final version of this paper.

Financial support. This research has been supported by the Natural Environment Research Council (grant no. NE/V011863/1), the ESA OREGANO (project contract no. 4000137112/22/I-A), and the Agence Nationale de la Recherche (grant no. 21-CE01-0028-01).

Review statement. This paper was edited by Andreas Hofzumahaus and Gabriele Stiller, and reviewed by two anonymous referees.

References

- Adcock, K. E., Fraser, P. J., Hall, B. D., Langenfelds, R. L., Lee, G., Montzka, S. A., Oram, D. E., Röckmann, T., Stroh, F., Sturges, W. T., Vogel, B., and Laube, J. C.: Aircraft-based observations of ozone-depleting substances in the upper troposphere and lower stratosphere in and above the Asian summer monsoon, *J. Geophys. Res.*, 126, e2020JD033137, <https://doi.org/10.1029/2020JD033137>, 2020.
- Ansmann, A., Ohneiser, K., Chudnovsky, A., Knopf, D. A., Erolanta, E. W., Villanueva, D., Seifert, P., Radenz, M., Barja, B., Zamorano, F., Jimenez, C., Engelmann, R., Baars, H., Griesche, H., Hofer, J., Althausen, D., and Wandinger, U.: Ozone depletion in the Arctic and Antarctic stratosphere induced by wildfire smoke, *Atmos. Chem. Phys.*, 22, 11701–11726, <https://doi.org/10.5194/acp-22-11701-2022>, 2022.
- Archibald, A. T., O’Connor, F. M., Abraham, N. L., Archer-Nicholls, S., Chipperfield, M. P., Dalvi, M., Folberth, G. A., Den-

- nison, F., Dhomse, S. S., Griffiths, P. T., Hardacre, C., Hewitt, A. J., Hill, R. S., Johnson, C. E., Keeble, J., Köhler, M. O., Morgenstern, O., Mulcahy, J. P., Ordóñez, C., Pope, R. J., Rumbold, S. T., Russo, M. R., Savage, N. H., Sellar, A., Stringer, M., Turnock, S. T., Wild, O., and Zeng, G.: Description and evaluation of the UKCA stratosphere–troposphere chemistry scheme (Strat-Trop v1.0) implemented in UKESM1, *Geosci. Model Dev.*, 13, 1223–1266, <https://doi.org/10.5194/gmd-13-1223-2020>, 2020.
- Arosio, C., Rozanov, A., Malinina, E., Eichmann, K.-U., von Clarmann, T., and Burrows, J. P.: Retrieval of ozone profiles from OMPS limb scattering observations, *Atmos. Meas. Tech.*, 11, 2135–2149, <https://doi.org/10.5194/amt-11-2135-2018>, 2018.
- Ball, W. T., Alsing, J., Mortlock, D. J., Staehelin, J., Haigh, J. D., Peter, T., Tummon, F., Stübi, R., Stenke, A., Anderson, J., Bourassa, A., Davis, S. M., Degenstein, D., Frith, S., Froidevaux, L., Roth, C., Sofieva, V., Wang, R., Wild, J., Yu, P., Ziemke, J. R., and Rozanov, E. V.: Evidence for a continuous decline in lower stratospheric ozone offsetting ozone layer recovery, *Atmos. Chem. Phys.*, 18, 1379–1394, <https://doi.org/10.5194/acp-18-1379-2018>, 2018.
- Barnes, P. W., Williamson, C. E., Lucas, R. M., Robinson, S. A., Madronich, S., Paul, N. D., Bornman, J. F., Bais, A. F., Sulzberger, B., Wilson, S. R., Andrady, A. L., McKenzie, R. L., Neale, P. J., Austin, A. T., Bernhard, G. H., Solomon, K. R., Neale, R. E., Young, P. J., Norval, M., Rhodes, L. E., Hyländer, S., Rose, K. C., Longstreth, J., Aucamp, P. J., Ballaré, C. L., Cory, R. M., Flint, S. D., de Groot, F. R., Häder, D.-P., Heikkilä, A. M., Jansen, M. A. K., Pandey, K. K., Robson, T. M., Sinclair, C. A., Wängberg, S.-Å., Worrest, R. C., Yazar, S., Young, A. R., and Zepp, R. G.: Ozone depletion, ultraviolet radiation, climate change and prospects for a sustainable future, *Nat. Sustain.*, 2, 569–579, 2019.
- Bekki, S. and Pyle, J. A.: A two-dimensional study of the volcanic eruption of Mount Pinatubo, *Geophys. Res. Lett.*, 99, 18861–18869, <https://doi.org/10.5194/acp-17-2229-2017>, 1994.
- Bernath, P., Boone, C., and Crouse, J.: Wildfire smoke destroys stratospheric ozone, *Science*, 375, 1292–1295, <https://doi.org/10.1126/science.abm5611>, 2022.
- Bernath, P., Boone, C., Pastorek, A., Cameron, D., and Lecours, M.: Satellite characterization of global stratospheric sulfate aerosols released by Tonga volcano, *J. Quant. Spectrosc. Ra.*, 299, 108520, <https://doi.org/10.1016/j.jqsrt.2023.108520>, 2023.
- Blankenship, J. R. and Crutzen P. J.: A photochemical model for the space-time variations of the oxygen allotropes in the 20 to 100 km layer, *Tellus A*, 18, 160–176, 1965.
- Bobrowski, N., Hönninger, G., Galle, B., and Platt, U.: Detection of bromine monoxide in a volcanic plume, *Nature*, 423, 273–276, <https://doi.org/10.1038/nature01625>, 2003.
- Brasseur, G.: The ozone layer from discovery to recovery, *Am. Meteorol. Soc.*, ISBN 978-1-944970-54-3, eISBN: 978-1-944970-55-0, 2020.
- Burkholder, J. B., Abbatt, J. P. D., Barnes, I., Roberts, J. M., Melamed, M. L., Ammann, M., Bertram, A. K., Cappa, C. D., Carlton, A. G., Carpenter, L. J., Crowley, J. N., Dubowski, Y., George, C., Heard, D. E., Herrmann, H., Keutsch, F. N., Kroll, J. H., McNeill, V. F., Ng, N. L., Nizkorodov, S. A., Orlando, J. J., Percival, C. J., Picquet-Varrault, B., Rudich, Y., Seakins, P. W., Surratt, J. D., Tanimoto, H., Thornton, J. A., Tong, Z., Tyn-dall, G. S., Wahner, A., Weschler, C. J., Wilson, K. R., and Ziemann, P. J.: The Essential Role for Laboratory Studies in Atmospheric Chemistry, *Environ. Sci. Technol.*, 51, 2519–2528, <https://doi.org/10.1021/acs.est.6b04947>, 2017.
- Butler, J. H., Yvon-Lewis, S. A., Lobert, J. M., King, D. B., Montzka, S. A., Bullister, J. L., Koropalov, V., Elkins, J. W., Hall, B. D., Hu, L., and Liu, Y.: A comprehensive estimate for loss of atmospheric carbon tetrachloride (CCl₄) to the ocean, *Atmos. Chem. Phys.*, 16, 10899–10910, <https://doi.org/10.5194/acp-16-10899-2016>, 2016.
- Cadoux, A., Scaillet, B., Bekki, S., Oppenheimer, C., and Druitt, T. H.: Stratospheric Ozone destruction by the Bronze-Age Minoan eruption (Santorini Volcano, Greece), *Sci. Rep.-UK*, 5, 12243, <https://doi.org/10.1038/srep12243>, 2015.
- Caram, C., Szopa, S., Cozic, A., Bekki, S., Cuevas, C. A., and Saiz-Lopez, A.: Sensitivity of tropospheric ozone to halogen chemistry in the chemistry–climate model LMDZ-INCA vNMHC, *Geosci. Model Dev.*, 16, 4041–4062, <https://doi.org/10.5194/gmd-16-4041-2023>, 2023.
- Carpenter, L. J.: Iodine in the marine boundary layer, *Chem. Rev.*, 103, 4953–4962, <https://doi.org/10.1021/cr0206465>, 2003.
- Carpenter, L. J., MacDonald, S. M., Shaw, M. D., Kumar, R., Saunders, R. W., Parthipan, R., Wilson, J., and Plane, J. M. C.: Atmospheric iodine levels influenced by sea surface emissions of inorganic iodine, *Nat. Geosci.*, 6, 108–111, <https://doi.org/10.1038/ngeo1687>, 2013.
- Carr, J. L., Horvaith, A., Wu, D. L., and Friberg, M. D.: Stereo plume height and motion retrievals for the record-setting Hunga Tonga-Hunga Ha’apai eruption of 15 January 2022, *Geophys. Res. Lett.*, 49, e2022GL098131, <https://doi.org/10.1029/2022GL098131>, 2022.
- Carn, S. A., Krotkov, N. A., Fisher, B. L., and Li C.: Out of the blue: Volcanic SO₂ emissions during the 2021–2022 eruptions of Hunga Tonga-Hunga Ha’apai (Tonga), *Front. Earth Sci.*, 10, 976962, <https://doi.org/10.3389/feart.2022.976962>, 2022.
- Chapman, S.: A theory of upper-atmospheric ozone, *Mem. R. Meteorol. Soc.*, 3, 103–125, 1930.
- Chipperfield, M. P., Bekki, S., Dhomse, S., Harris, N. R. P., Hassler, B., Hossaini, R., Steinbrecht, W., Thieblemont, R., and Weber, M.: Detecting recovery of the stratospheric ozone layer, *Nature*, 549, 211–218, <https://doi.org/10.1038/nature23681>, 2017.
- Chipperfield, M. P., Dhomse, S., Hossaini, R., Feng, W., Santee, M. L., Weber, M., Burrows, J. P., Wild, J. D., Loyola, D., and Coldewey-Egbers, M.: On the cause of recent variations in lower stratospheric ozone, *Geophys. Res. Lett.*, 45, 5718–5726, <https://doi.org/10.1029/2018gl078071>, 2018.
- Chipperfield, M. P., Hossaini, R., Montzka, S. A., Reimann, S., Sherry, D., and Tegtmeier, S.: Renewed and emerging concerns over the production and emission of ozone-depleting substances, *Nat. Rev. Earth Environ.*, 1, 251–263, <https://doi.org/10.1038/s43017-020-0048-8>, 2020.
- Claxton, T., Hossaini, R., Wilson, C., Montzka, S. A., Chipperfield, M. P., Wild, O., Bednarz, E. M., Carpenter, L. J., Andrews, S. J., Hackenberg, S. C., Mühle, J., Oram, D., Park, S., Park, M., Atlas, E., Navarro, M., Schauffler, S., Sherry, D., Vollmer, M., Schuck, T., Engel, A., Krummel, P. B., Maione, M., Arduini, J., Saito, T., Yokouchi, Y., O’Doherty, S., Young, D., and Lunder, C.: A synthesis inversion to constrain global emissions of two very short lived chlorocarbons: dichloromethane, and per-

- chloroethylene, *J. Geophys. Res.-Atmos.*, 125, e2019JD031818, <https://doi.org/10.1029/2019JD031818>, 2020.
- Colombier, M., Ukstins, I. A., Tegmeier, S., Scheu, B., Cronin, S. J., Thivet, S., Paredes-Mariño, J., Cimarelli, C., Hess, K.-U., Kula, T., Latu'ila, F. H., and Dingwell, D. B.: Atmosphere injection of sea salts during large explosive submarine volcanic eruptions, *Sci. Rep.*, 13, 14435, <https://doi.org/10.1038/s41598-023-41639-8>, 2023.
- Coy, L., Newman, P. A., Wargan, K., Partyka, G., Strahan, S., and Pawson, S.: Stratospheric Circulation Changes Associated with the Hunga Tonga-Hunga Ha'apai Eruption, *Geophys. Res. Lett.*, 49, e2022GL100982, <https://doi.org/10.1029/2022GL100982>, 2022.
- Crutzen, P. J.: The influence of nitrogen oxides on the atmospheric ozone content, *Q. J. R. Meteorol. Soc.*, 96, 320–325, 1970.
- Crutzen, P. J.: Ozone production rates in oxygen-hydrogen-nitrogen oxide atmosphere, *J. Geophys. Res.*, 76, 7311–7327, <https://doi.org/10.1029/JC076i030p07311>, 1971.
- Crutzen, P. J.: SSTs: a threat to the Earth's ozone shield, *Ambio*, 1, 41–51, 1972.
- Crutzen, P. J.: A discussion of the chemistry of some minor constituents in the stratosphere and troposphere, *Pure Appl. Geophys.*, 106, 1385–1399, 1973.
- Crutzen, P. J.: Estimates of possible future ozone reductions from continued use of fluorochloromethanes (CF₂Cl₂, CFC₁₃), *Geophys. Res. Lett.*, 1, 205–208, <https://doi.org/10.1029/GL001i005p00205>, 1974.
- Crutzen, P. J.: The possible importance of CSO for the sulphate layer of the stratosphere, *Geophys. Res. Lett.*, 3, 73–76, <https://doi.org/10.1029/GL003i002p00073>, 1976.
- Crutzen, P. J. and Arnold, F.: Nitric acid cloud formation in the cold Antarctic stratosphere: a major cause for the springtime “ozone hole”, *Nature*, 324, 651–655, <https://doi.org/10.1038/324651a0>, 1986.
- Crutzen, P. J. and Ehalt D. H.: Effects of nitrogen fertilizers and combustion on the stratospheric ozone layer, *Ambio*, 6, 112–117, 1977.
- Cuevas, C. A., Fernandez, R. P., Kinnison, D. E., Li, Q., Lamarque, J.-F., Trabelsi, T., Francisco, J. S., Solomon, S., and Saiz-Lopez, A.: The influence of iodine on the Antarctic stratospheric ozone hole, *P. Natl. Acad. Sci. USA*, 119, e2110864119, <https://doi.org/10.1073/pnas.2110864119>, 2022.
- Damany-Pearce, L., Johnson, B., Wells, A., Osborne, M., Allan, J., Belcher, C., Jones, A., and Haywood, J.: Australian wildfires cause the largest stratospheric warming since Pinatubo and extends the lifetime of the Antarctic ozone hole, *Nat. Sci. Rep.*, 12, 1–15, <https://doi.org/10.1038/s41598-022-15794-3>, 2022.
- De Mazière, M., Thompson, A. M., Kurylo, M. J., Wild, J. D., Bernhard, G., Blumenstock, T., Braathen, G. O., Hannigan, J. W., Lambert, J.-C., Leblanc, T., McGee, T. J., Nedoluha, G., Petropavlovskikh, I., Seckmeyer, G., Simon, P. C., Steinbrecht, W., and Strahan, S. E.: The Network for the Detection of Atmospheric Composition Change (NDACC): history, status and perspectives, *Atmos. Chem. Phys.*, 18, 4935–4964, <https://doi.org/10.5194/acp-18-4935-2018>, 2018.
- Dhomse, S. S., Feng, W., Montzka, S. A., Hossaini, R., Keeble, J., Pyle, J. A., Daniel, J. S. and Chipperfield, M. P.: Delay in recovery of the Antarctic ozone hole from unexpected CFC-11 emissions, *Nat. Commun.*, 10, 5781, <https://doi.org/10.1038/s41467-019-13717-x>, 2019.
- Dhomse, S. S., Kinnison, D., Chipperfield, M. P., Salawitch, R. J., Cionni, I., Hegglin, M. I., Abraham, N. L., Akiyoshi, H., Archibald, A. T., Bednarz, E. M., Bekki, S., Braesicke, P., Butchart, N., Dameris, M., Deushi, M., Frith, S., Hardiman, S. C., Hassler, B., Horowitz, L. W., Hu, R.-M., Jöckel, P., Josse, B., Kirner, O., Kremser, S., Langematz, U., Lewis, J., Marchand, M., Lin, M., Mancini, E., Marécal, V., Michou, M., Morgenstern, O., O'Connor, F. M., Oman, L., Pitari, G., Plummer, D. A., Pyle, J. A., Revell, L. E., Rozanov, E., Schofield, R., Stenke, A., Stone, K., Sudo, K., Tilmes, S., Visionsi, D., Yamashita, Y., and Zeng, G.: Estimates of ozone return dates from Chemistry-Climate Model Initiative simulations, *Atmos. Chem. Phys.*, 18, 8409–8438, <https://doi.org/10.5194/acp-18-8409-2018>, 2018.
- Dobson, G. M. B. and Harrison, D. H.: Measurements of the amount of ozone in the Earth's atmosphere and its relation to other geophysical conditions, *P. R. Soc. Lond. A*, 110, 662–693, <https://doi.org/10.1098/rspa.1926.0040>, 1926.
- Engel, A., Bönisch, H., Ostermüller, J., Chipperfield, M. P., Dhomse, S., and Jöckel, P.: A refined method for calculating equivalent effective stratospheric chlorine, *Atmos. Chem. Phys.*, 18, 601–619, <https://doi.org/10.5194/acp-18-601-2018>, 2018.
- Eyring, V., Waugh, D. W., Bodeker, G. E., Cordero, E., Akiyoshi, H., Austin, J., Beagley, S. R., Boville, B., Braesicke, P., Bruehl, C., Butchart, N., Chipperfield, M. P., Dameris, M., Deckert, R., Deushi, M., Frith, S. M., Garcia, R. R., Gettelman, A., Giorgetta, M., Kinnison, D. E., Mancini, E., Manzini, E., Marsh, D. R., Matthes, S., Nagashima, T., Newman, P. A., Nielsen, J. E., Pawson, S., Pitari, G., Plummer, D. A., Rozanov, E., Schraner, M., Scinocca, J. F., Semeniuk, K., Shepherd, T. G., Shibata, K., Steil, B., Stolarski, R., Tian, W., and Yoshiki, M.: Multimodel projections of stratospheric ozone in the 21st century, *J. Geophys. Res.*, 112, D16303, <https://doi.org/10.1029/2006JD008332>, 2007.
- Fang, X., Park, S., Saito, T., Tunnicliffe, R., Ganesan, A. L., Rigby, M., Li, S., Yokouchi, Y., Fraser, P. J., Harth, C. M., Krummel, P. B., Mühle, J., O'Doherty, S., Salameh, P. K., Simmonds, P. G., Weiss, R. F., Young, D., Lunt, M. F., Manning, A. J., Gressent, A., and Prinn, R. G.: Rapid increase in ozone-depleting chloroform emissions from China, *Nat. Geosci.*, 12, 89–93, <https://doi.org/10.1038/s41561-018-0278-2>, 2019.
- Farman, J. C., Gardiner, B. G., and Shanklin, J. D.: Large losses of total ozone in Antarctica reveal seasonal ClO_x / NO_x interaction, *Nature*, 315, 207–210, <https://doi.org/10.1038/315207a0>, 1985.
- Feng, W., Dhomse, S. S., Arosio, C., Weber, M., Burrows, J. P., Santee, M. L., and Chipperfield, M. P.: Arctic ozone depletion in 2019/20: Roles of chemistry, dynamics and the Montreal Protocol, *Geophys. Res. Lett.*, 48, e2020GL091911, <https://doi.org/10.1029/2020GL091911>, 2021.
- Feng, W., Plane, J. M. C., Chipperfield, M. P., Saiz-Lopez, A., and Booth, J.-P.: Potential stratospheric ozone depletion due to iodine injection from small satellites, *Geophys. Res. Lett.*, 50, e2022GL102300, <https://doi.org/10.1029/2022GL102300>, 2023.
- Fishman, J., Birks, J. W., Graedel, T. E., Steffen, W., Burrows, J. P., Howard, C. J., and Wayne, R. P.: A Tribute to Paul Crutzen (1933–2021): The Pioneering Atmospheric Chemist Who Provided New Insight into the Concept of Climate Change, *Bull. Am. Meteorol. Soc.*, 104, E77–E95, <https://doi.org/10.1175/BAMS-D-21-0311.1>, 2023.

- Hofmann, D. J. and Solomon, S.: Ozone destruction through heterogeneous chemistry following the eruption of El Chichon. *J. Geophys. Res.-Atmos.*, 94, 5029–5041, <https://doi.org/10.1029/JD094iD04p05029>, 1989.
- Hossaini, R., Chipperfield, M. P., Montzka, S. A., Leeson, A. A., Dhomse, S. S., and Pyle, J. A.: The increasing threat to stratospheric ozone from dichloromethane, *Nat. Commun.*, 8, 15962, <https://doi.org/10.1038/ncomms15962>, 2017.
- Hossaini, R., Chipperfield, M. P., Montzka, S., Rap, A., Dhomse, S., and Feng, W.: Efficiency of short-lived halogens at influencing climate through depletion of stratospheric ozone, *Nat. Geosci.*, 8, 186–190, <https://doi.org/10.1038/ngeo2363>, 2015.
- Jenkins, S., Smith, C., Allen, M., and Grainger, R.: Tonga eruption increases chance of temporary surface temperature anomaly above 1.5 °C, *Nat. Clim. Change*, 13, 127–129, <https://doi.org/10.1038/s41558-022-01568-2>, 2023.
- Johnston, H.: Reduction of stratospheric ozone by nitrogen oxide catalysts from supersonic transport exhaust, *Science*, 173, 517–522, <https://doi.org/10.1126/science.173.3996.517>, 1971.
- Jones, C. E., Hornsby, K. E., Sommariva, R., Dunk, R. M., von Glasow, R., McFiggans, G., and Carpenter, L. J.: Quantifying the contribution of marine organic gases to atmospheric iodine, *Geophys. Res. Lett.*, 37, L18804, <https://doi.org/10.1029/2010GL043990>, 2010.
- Karagodin-Dovennel, A., Rozanov, E., Sukhodolov, T., Egorova, T., Saiz-Lopez, A., Cuevas, C. A., Fernandez, R. P., Sherwen, T., Volkamer, R., Koenig, T. K., Giroud, T., and Peter, T.: Iodine chemistry in the chemistry-climate model SOCOL-AVERv2-I, *Geosci. Model Dev.*, 14, 6623–6645, <https://doi.org/10.5194/gmd-14-6623-2021>, 2021.
- Khaykin, S., Legras, B., Bucci, S., Sellitto, P., Isaksen, I., Tencei, L., Bekki, S., Bourassa, A., Rieger, L., Zawada, D., Jumelet, J., and Godin-Beekmann, S.: The 2019/20 Australian wildfires generated a persistent smoke-charged vortex rising up to 35 km altitude, *Nat. Commun. Earth Environ.*, 1, 22, <https://doi.org/10.1038/s43247-020-00022-5>, 2020.
- Khaykin, S., Podglajen, A., Ploeger, F., Grooß, J.-U., Tence, F., Bekki, S., Khlopenkov, K., Bedka, K., Rieger, L., Baron, A., Godin-Beekmann, S., Legras, B., Sellitto, P., Sakai, T., Barnes, J., Uchino, O., Morino, I., Nagai, T., Wing, R., Baumgarten, G., Gerding, M., Dufлот, V., Payen, G., Jumelet, J., Querel, R., Liley, B., Bourassa, A., Clouser, B., Feofilov, A., Hauchecorne, A., and Ravetta, F.: Global perturbation of stratospheric water and aerosol burden by Hunga eruption, *Nat. Commun. Earth Environ.*, 3, 1–15, <https://doi.org/10.1038/s43247-022-00652-x>, 2022.
- Klekociuk, A. R., Tully, M. B., Krummel, P. B., Henderson, S. I., Smale, D., Querel, R., Nichol, S., Alexander, S. P., Fraser, P. J., and Nedoluha, G.: The Antarctic ozone hole during 2018 and 2019, *J. South. Hemis. Earth Syst. Sci.*, 71, 66–91, <https://doi.org/10.1071/ES20010>, 2021.
- Klekociuk, A. R., Tully, M. B., Krummel, P. B., Henderson, S. I., Smale, D., Querel, R., Nichol, S., Alexander, S. P., Fraser, P. J., and Nedoluha, G.: The Antarctic ozone hole during 2018 and 2020, *J. South. Hemis. Earth Syst. Sci.*, 72, 19–37, <https://doi.org/10.1071/ES21015>, 2022.
- Koenig, T. K., Baidar, S., Campuzano-Jost, P., Cuevas, C. A., Dix, B., Fernandez, R. P., Guo, H., amuel, R. H., Kinnison, D., Nault, B. A., Ullmann, K., Jimenez, J. L., Saiz-Lopez, A., and Volkamer, R.: Quantitative detection of iodine in the stratosphere, *P. Natl. Acad. Sci. USA*, 117, 1860–1866, <https://doi.org/10.1073/pnas.1916828117>, 2020.
- Kutterolf, S., Hansteen, T., Appel, K., Freundt, A., Kruger, K., Peirez, W., and Wehrmann, H.: Combined bromine and chlorine release from large explosive volcanic eruptions: A threat to stratospheric ozone?, *Geology*, 41, 707–710, <https://doi.org/10.1130/G34044.1>, 2013.
- Laskin, A., Laskin, J., and Nizkorodov, S. A.: Chemistry of atmospheric brown carbon, *Chem. Rev.*, 115, 4335–4382, <https://doi.org/10.1021/cr5006167>, 2015.
- Legras, B., Duchamp, C., Sellitto, P., Podglajen, A., Carboni, E., Siddans, R., Grooß, J.-U., Khaykin, S., and Ploeger, F.: The evolution and dynamics of the Hunga Tonga–Hunga Ha’apai sulfate aerosol plume in the stratosphere, *Atmos. Chem. Phys.*, 22, 14957–14970, <https://doi.org/10.5194/acp-22-14957-2022>, 2022.
- Liu, C.-C., Portmann, R. W., Liu, S., Rosenlof, K. H., Peng, Y., and Yu, P.: Significant effective radiative forcing of stratospheric wildfire smoke, *Geophys. Res. Lett.*, 49, e2022GL100175, <https://doi.org/10.1029/2022GL100175>, 2022.
- Lu, J., Lou, S., Huang, X., Xue, L., Ding, K., Liu, T., Ma, Y., Wang, W., and Ding, A.: Stratospheric aerosol and ozone responses to the Hunga Tonga–Hunga Ha’apai volcanic eruption, *Geophys. Res. Lett.*, 50, e2022GL102315, <https://doi.org/10.1029/2022GL102315>, 2023.
- Martinsson, B. G., Friberg, J., Sandvik, O. S., Hermann, M., van Velthoven, P. F. J., and Zahn, A.: Formation and composition of the UTLS aerosol, *Npj Clim. Atmos. Sci.*, 2, 1–6, <https://doi.org/10.1038/s41612-019-0097-1>, 2019.
- McCormick, M. P., Thomason, L. W., and Trepte, C. R.: Atmospheric effects of the Mt Pinatubo eruption, *Nature*, 373, 399–404, <https://doi.org/10.1038/373399a0>, 1995.
- Millan, L., Santee, M. L., Lambert, A., Livesey, N. J., Werner, F., Schwartz, M. J., Pumphrey, H., Manney, G. L., Wang, Y., Su, H., Wu, L., Read, W. G., and Froidevaux, L.: Hunga Tonga–Hunga Ha’apai Hydration of the Stratosphere, *Geophys. Res. Lett.*, 49, e2022GL099381, <https://doi.org/10.1029/2022GL099381>, 2022.
- Mills, M. J., Richter, J. H., Tilmes, S., Kravitz, B., MacMartin, D. G., Glanville, A. A., Tribbia, J. J., Lamarque, J.-F., Vitt, F., Schmidt, A., Gettelman, A., Hannay, C., Bacmeister, J. T., and Kinnison, D. E.: Radiative and chemical response to interactive stratospheric sulfate aerosols in fully coupled CESM1(WACCM), *J. Geophys. Res.*, 122, 13061–13078, <https://doi.org/10.1002/2017JD027006>, 2017.
- Molina, M. J. and Rowland, F. S.: Stratospheric sink for chlorofluoromethanes: chlorine atom-catalysed destruction of ozone, *Nature*, 249, 810–812, <https://doi.org/10.1038/249810a0>, 1974.
- Montzka, S., Dutton, G., Yu, P., Ray, E., Portmann, R., Daniel, J., Kuijpers, L., Hall, B., Mondeel, D., Siso, C., Nance, J., Rigby, M., Manning, A., Hu, L., Moore, F., Miller, B., and Elkins, J.: An unexpected and persistent increase in global emissions of ozone-depleting CFC-11, *Nature*, 557, 413–417, <https://doi.org/10.1038/s41586-018-0106-2>, 2018.
- Montzka, S. A., Dutton, G. S., Portmann, R. W., Chipperfield, M. P., Davis, S., Feng, W., Manning, A. J., Ray, E., Rigby, M., Hall, B. D., Siso, C., Nance, J. D., Krummel, P. B., Mühle, J., Young, D., O’Doherty, S., Salameh, P. K., Harth, C. M., Prinn, R. G., Weiss, R. F., Elkins, J. W., Walter-Terrinoni, H., and Theodoridi, C.:

- A decline in global CFC-11 emissions during 2018–2019, *Nature*, 590, 428–432, <https://doi.org/10.1038/s41586-021-03260-5>, 2021.
- Morgenstern, O., Hegglin, M. I., Rozanov, E., O'Connor, F. M., Abraham, N. L., Akiyoshi, H., Archibald, A. T., Bekki, S., Butchart, N., Chipperfield, M. P., Deushi, M., Dhomse, S. S., Garcia, R. R., Hardiman, S. C., Horowitz, L. W., Jöckel, P., Josse, B., Kinnison, D., Lin, M., Mancini, E., Manyin, M. E., Marchand, M., Marécal, V., Michou, M., Oman, L. D., Pitari, G., Plummer, D. A., Revell, L. E., Saint-Martin, D., Schofield, R., Stenke, A., Stone, K., Sudo, K., Tanaka, T. Y., Tilmes, S., Yamashita, Y., Yoshida, K., and Zeng, G.: Review of the global models used within phase 1 of the Chemistry–Climate Model Initiative (CCMI), *Geosci. Model Dev.*, 10, 639–671, <https://doi.org/10.5194/gmd-10-639-2017>, 2017.
- Müller, R.: Paul Jozef Crutzen, *Biogr. Mems. Fell. R. Soc.*, 73, 127–156, <https://doi.org/10.1098/rsbm.2022.0011>, 2022.
- Müller, R., Pöschl, U., Koop, T., Peter, T., and Carslaw, K.: Paul J. Crutzen – a pioneer in Earth system science and a founding member of the journal “Atmospheric Chemistry and Physics”, *EGU-sphere* [preprint], <https://doi.org/10.5194/egusphere-2023-1467>, 2023.
- Murphy, D. M., Froyd, K. D., Schwarz, J. P., and Wilson, J. C.: Observations of the chemical composition of stratospheric aerosol particles, *Q. J. R. Meteorol. Soc.*, 140, 1269–1278, 2014.
- Murphy, D. M., Froyd, K. D., Bourgeois, I., Brock, C. A., Kupc, A., Peischl, J., Schill, G. P., Thompson, C. R., Williamson, C. J., and Yu, P.: Radiative and chemical implications of the size and composition of aerosol particles in the existing or modified global stratosphere, *Atmos. Chem. Phys.*, 21, 8915–8932, <https://doi.org/10.5194/acp-21-8915-2021>, 2021.
- Murphy, D. M., Abou-Ghanem, M., Cziczo, D. J., Froyd, K. D., Jacquot, J., Lawler, M. J., Maloney, C., Plane, J. M. C., Ross, M. N., Schill, G. P., and Shen, X.: Metals from spacecraft reentry in stratospheric aerosol particles, *P. Natl. Acad. Sci. USA*, 120, e2313374120, <https://doi.org/10.1073/pnas.2313374120>, 2023.
- Newchurch, M. J., Yang, E.-S., Cunnold, D. M., Reinsel, G. C., Zawodny, J. M., and Russell, J. M.: Evidence for slowdown in stratospheric ozone loss: First stage of ozone recovery, *J. Geophys. Res.*, 108, 4507, <https://doi.org/10.1029/2003JD003471>, 2003.
- Newman, P. A., Daniel, J. S., Waugh, D. W., and Nash, E. R.: A new formulation of equivalent effective stratospheric chlorine (EESC), *Atmos. Chem. Phys.*, 7, 4537–4552, <https://doi.org/10.5194/acp-7-4537-2007>, 2007.
- Nicolet, M.: Ozone and hydrogen reactions, *Ann. Geophys.*, 26, 531–546, 1970.
- Ohneiser, K., Ansmann, A., Kaifler, B., Chudnovsky, A., Barja, B., Knopf, D. A., Kaifler, N., Baars, H., Seifert, P., Villanueva, D., Jimenez, C., Radenz, M., Engelmann, R., Veselovskii, I., and Zamorano, F.: Australian wildfire smoke in the stratosphere: the decay phase in 2020/2021 and impact on ozone depletion, *Atmos. Chem. Phys.*, 22, 7417–7442, <https://doi.org/10.5194/acp-22-7417-2022>, 2022.
- Ordóñez, C., Lamarque, J.-F., Tilmes, S., Kinnison, D. E., Atlas, E. L., Blake, D. R., Sousa Santos, G., Brasseur, G., and Saiz-Lopez, A.: Bromine and iodine chemistry in a global chemistry-climate model: description and evaluation of very short-lived oceanic sources, *Atmos. Chem. Phys.*, 12, 1423–1447, <https://doi.org/10.5194/acp-12-1423-2012>, 2012.
- ORM: Report of Part II of the Eleventh Meeting of the Ozone Research Managers of the Parties to the Vienna Convention for the Protection of the Ozone Layer, Online Meeting, 19–23 July 2021, GAW Report No. 271, <https://ozone.unep.org/meetings/11th-meeting-ozone-research-managers-part-ii/post-session-documents> (last access: 1 November 2023), 2021a.
- ORM: Closing the Gaps in Top-Down Regional Emissions Quantification: Needs and Action Plan, Scientific Assessment Panel “White Paper” for the 11th Meeting of the Ozone Research Managers, <https://ozone.unep.org/meetings/11th-meeting-ozone-research-managers-part-ii/pre-session-documents> (last access: 1 November 2023), 2021b.
- Park, S., Li, S., Mühle, J., O'Doherty, S., Weiss, R. F., Fang, X., Reimann, S., and Prinn, R. G.: Toward resolving the budget discrepancy of ozone-depleting carbon tetrachloride (CCl₄): an analysis of top-down emissions from China, *Atmos. Chem. Phys.*, 18, 11729–11738, <https://doi.org/10.5194/acp-18-11729-2018>, 2018.
- Park, S., Western, L. M., Saito, T., Redington, A. L., Henne, S., Fang, X., Prinn, R. G., Manning, A. J., Montzka, S. A., Fraser, P. J., Ganesan, A. L., Harth, C. M., Kim, J., Krummel, P. B., Liang, Q., Mühle, J., O'Doherty, S., Park, H., Park, M.-K., Reimann, S., Salameh, P. K., Weiss, R. F., and Rigby, M.: A decline in emissions of CFC-11 and related chemicals from eastern China, *Nature*, 590, 433–437, <https://doi.org/10.1038/s41586-021-03277-w>, 2021.
- Pazmino, A., Goutail, F., Godin-Beekmann, S., Hauchecorne, A., Pommereau, J.-P., Chipperfield, M. P., Feng, W., Lefèvre, F., Lecouffe, A., Van Roozendaal, M., Jepsen, N., Hansen, G., Kivi, R., Strong, K., Walker, K. A., and Colwell, S.: Trends in polar ozone loss since 1989: First signs of recovery in Arctic ozone column, *EGU-sphere* [preprint], <https://doi.org/10.5194/egusphere-2023-788>, 2023.
- Peterson, D. A., Fromm, M. D., McRae, R. H. D., Campbell, J. R., Hyer, E. J., Taha, G., Camacho, C. P., Kablick III, G. P., Schmidt, C. C., and DeLand, M. T.: Australia's black summer pyrocumulonimbus super outbreak reveals potential for increasingly extreme stratospheric smoke events, *Npj Clim. Atmos. Sci.*, 4, 2235–2255, <https://doi.org/10.1038/s41612-021-00192-9>, 2021.
- Peterson, D. A., Campbell, J. R., Hyer, E. J., Fromm, M. D., Kablick, G. P., Cossuth, J. H., and DeLand, M. T.: Wildfire-driven thunderstorms cause a volcano-like stratospheric injection of smoke, *Npj Clim. Atmos. Sci.*, 1, 30, <https://doi.org/10.1038/s41612-018-0039-3>, 2018.
- Pitari, G., Aquila, V., Kravitz, B., Robock, A., Watanabe, S., Cionni, I., Luca, N. D., Genova, G. D., Mancini, E., and Tilmes, S.: Stratospheric ozone response to sulfate geoengineering: Results from the Geoengineering Model Intercomparison Project (GeoMIP), *J. Geophys. Res.*, 119, 2629–2653, <https://doi.org/10.1002/2013JD020566>, 2014.
- Plane, J. M. C., Gumbel, J., Kalogerakis, K. S., Marsh, D. R., and von Savigny, C.: Opinion: Recent developments and future directions in studying the mesosphere and lower thermosphere, *Atmos. Chem. Phys.*, 23, 13255–13282, <https://doi.org/10.5194/acp-23-13255-2023>, 2023.
- Proud, S. R., Prata, A., and Schmauss, S.: The January 2022 eruption of Hunga Tonga-Hunga Ha'apai vol-

- cano reached the mesosphere, *Science*, 378, 554–557, <https://doi.org/10.1126/science.abo4076>, 2022.
- Pyle, D. and Mather, T.: Halogens in igneous processes and their fluxes to the atmosphere and oceans from volcanic activity: A review, *Chem. Geol.*, 263, 110–121, <https://doi.org/10.1016/j.chemgeo.2008.11.013>, 2009.
- Pyle, J. A., Keeble, J., Abraham, N. L., Chipperfield, M. P., and Griffiths, P. T.: Integrated ozone depletion as a metric for ozone recovery, *Nature*, 608, 719–723, <https://doi.org/10.1038/s41586-022-04968-8>, 2022.
- Revell, L. E., Bodeker, G. E., Huck, P. E., Williamson, B. E., and Rozanov, E.: The sensitivity of stratospheric ozone changes through the 21st century to N₂O and CH₄, *Atmos. Chem. Phys.*, 12, 11309–11317, <https://doi.org/10.5194/acp-12-11309-2012>, 2012.
- Riese, M., Ploeger, F., Rap, A., Vogel, B., Konopka, P., Dameris, M., and Forster, P.: Impact of uncertainties in atmospheric mixing on simulated UTLS composition and related radiative effects, *J. Geophys. Res.*, 117, D16305, <https://doi.org/10.1029/2012JD017751>, 2012.
- Rigby, M., Park, S., Saito, T., Western, L. M., Redington, A. L., Fang, X., Henne, S., Manning, A. J., Prinn, R. G., Dutton, G. S., Fraser, P. J., Ganesan, A. L., Hall, B. D., Harth, C. M., J. Kim, J., Kim, K.-R., Krummel, P. B., Lee, T., Li, S., Liang, Q., Lunt, M. F., Montzka, S. A., Mühle, J., O'Doherty, S., Park, M.-K., Reimann, S., Salameh, P. K., Simmonds, P., Tunnicliffe, R. L., Weiss, R. F., Yokouchi, Y., and Young, D.: Increase in CFC-11 emissions from eastern China based on atmospheric observations, *Nature*, 569, 546–550, <https://doi.org/10.1038/s41586-019-1193-4>, 2019.
- Robock, A.: Volcanic eruptions and climate, *Rev. Geophys.*, 38, 191–219, <https://doi.org/10.1029/1998RG000054>, 2000.
- Ryan, R. G., Marais, E. A., Balhatchet, C. J., and Eastham, S. D.: Impact of rocket launch and space debris air pollutant emissions on stratospheric ozone and global climate, *Earth's Future*, 10, e2021EF002612, <https://doi.org/10.1029/2021EF002612>, 2022.
- Saiz-Lopez, A., Plane, J. M. C., Baker, A. R., Carpenter, L. J., von Glasow, R., Gómez Martín, J. C., McFiggans, G., and Saunders, R. W.: Atmospheric Chemistry of Iodine, *Chem. Rev.*, 112, 1773–1804, <https://doi.org/10.1021/cr200029u>, 2012.
- Santee, M. L., Lambert, A., Manney, G. L., Livesey, N. J., Froidevaux, L., Neu, J. L., Schwartz, M. J., Millán, L. F., Werner, F., Read, W. G., Park, M., Fuller, R. A., and Ward, B. M.: Prolonged and pervasive perturbations in the composition of the Southern Hemisphere midlatitude lower stratosphere from the Australian New Year's fires, *Geophys. Res. Lett.*, 49, e2021GL096270, <https://doi.org/10.1029/2021GL096270>, 2022.
- Santee, M. L., Lambert, A., Froidevaux, L., Manney, G. L., Schwartz, M. J., Millán, L. F., Livesey, N. J., Read, W. G., Werner, F., and Fuller, R. A.: Strong evidence of heterogeneous processing on stratospheric sulfate aerosol in the extrapolar Southern Hemisphere following the 2022 Hunga Tonga-Hunga Ha'apai eruption, *J. Geophys. Res.*, 128, e2023JD039169, <https://doi.org/10.1029/2023JD039169>, 2023.
- Schneider, J., Weigel, R., Klimach, T., Dragoneas, A., Appel, O., Hünig, A., Mollerker, S., Köllner, F., Clemen, H.-C., Eppers, O., Hoppe, P., Hoor, P., Mahnke, C., Krämer, M., Rolf, C., Groß, J.-U., Zahn, A., Obersteiner, F., Ravegnani, F., Ulanovsky, A., Schlager, H., Scheibe, M., Diskin, G. S., DiGangi, J. P., Nowak, J. B., Zöger, M., and Borrmann, S.: Aircraft-based observation of meteoric material in lower-stratospheric aerosol particles between 15 and 68°N, *Atmos. Chem. Phys.*, 21, 989–1013, <https://doi.org/10.5194/acp-21-989-2021>, 2021.
- Schoeberl, M. R., Wang, Y., Ueyama, R., Taha, G., Jensen, E., and Yu, W.: Analysis and Impact of the Hunga Tonga-Hunga Ha'apai Stratospheric Water Vapor Plume, *Geophys. Res. Lett.*, 49, e2022GL100248, <https://doi.org/10.1029/2022GL100248>, 2022.
- Sellitto, P., Belhadji, R., Kloss, C., and Legras, B.: Radiative impacts of the Australian bushfires 2019–2020 – Part 1: Large-scale radiative forcing, *Atmos. Chem. Phys.*, 22, 9299–9311, <https://doi.org/10.5194/acp-22-9299-2022>, 2022a.
- Sellitto, P., Podglajen, A., Belhadji, R., Boichu, M., Carboni, E., Cuesta, J., Duchamp, C., Kloss, C., Siddans, R., Bègue, N., Blarel, L., Jegou, F., Khaykin, S., Renard, J.-B., and Legras, B.: The unexpected radiative impact of the Hunga Tonga eruption of 15th January 2022, *Commun. Earth Environ.*, 3, 288, <https://doi.org/10.1038/s43247-022-00618-z>, 2022b.
- Sherry, D., McCulloch, A., Liang, Q., Reimann, S., and Newman, P. A.: Current sources of carbon tetrachloride (CCl₄) in our atmosphere, *Env. Res. Lett.*, 13, 024004, <https://doi.org/10.1088/1748-9326/aa9c87>, 2018.
- Sherwen, T., Evans, M. J., Carpenter, L. J., Andrews, S. J., Lidster, R. T., Dix, B., Koenig, T. K., Sinreich, R., Ortega, I., Volkamer, R., Saiz-Lopez, A., Prados-Roman, C., Mahajan, A. S., and Ordóñez, C.: Iodine's impact on tropospheric oxidants: a global model study in GEOS-Chem, *Atmos. Chem. Phys.*, 16, 1161–1186, <https://doi.org/10.5194/acp-16-1161-2016>, 2016.
- Stenchikov, G., Kirchner, I., Robock, A., Graf, H.-F., Antuña, J. C., Grainger, R. G., Lambert, A., and Thomason, L.: Radiative forcing from the 1991 Mount Pinatubo volcanic eruption, *J. Geophys. Res.*, 103, 13837–13857, <https://doi.org/10.1029/98JD00693>, 1998.
- Stocker, M., Ladstädter, F., and Steiner, A.: Observing the climate impact of large wildfires on stratospheric temperature, *Nat. Sci. Rep.*, 11, 22994, <https://doi.org/10.1038/s41598-021-02335-7>, 2021.
- Solomon, S. and Crutzen, P. J.: Analysis of the August 1972 solar proton event including chlorine chemistry, *J. Geophys. Res.*, 86, 1140–1146, 1981.
- Solomon, S., Garcia, R. R., and Ravishankara, A. R.: On the role of iodine in ozone depletion, *J. Geophys. Res.*, 99, 20491–20499, <https://doi.org/10.1029/94JD02028>, 1994.
- Solomon, S.: Stratospheric ozone depletion: a review of concepts and history, *Rev. Geophys.*, 37, 275–316, <https://doi.org/10.1029/1999RG900008>, 1999.
- Solomon, S.: Paul J. Crutzen (1933–2021), *Science*, 371, p. 892, <https://doi.org/10.1126/science.abh0217>, 2021a.
- Solomon, S.: Risks to the stratospheric ozone shield in the Anthropocene, *Ambio*, 50, 44–48, <https://doi.org/10.1007/s13280-020-01431-8>, 2021b.
- Solomon, S., Garcia, R. R., Rowland, F. S., and Wuebbles, D. J.: On the depletion of Antarctic ozone, *Nature*, 321, 755–758, <https://doi.org/10.1038/321755a0>, 1986.
- Solomon, S., Ivy, D. J., Kinnison, D., Mills, M. J., Neely, R. R., and Schmidt, A.: 2016 Emergence of healing in the Antarctic ozone layer, *Science*, 353, 269–274, <https://doi.org/10.1126/science.aae0061>, 2016.

- Solomon, S., Stone, K., Yu, P., Murphy, D. M., Kinnison, D., Ravishankara, A. R., and Wang, P.: Chlorine activation and enhanced ozone depletion induced by wildfire aerosol, *Nature*, 615, 259–264, <https://doi.org/10.1038/s41586-022-05683-0>, 2023.
- Steinbrecht, W., Froidevaux, L., Fuller, R., Wang, R., Anderson, J., Roth, C., Bourassa, A., Degenstein, D., Damadeo, R., Zawodny, J., Frith, S., McPeters, R., Bhartia, P., Wild, J., Long, C., Davis, S., Rosenlof, K., Sofieva, V., Walker, K., Rapp, N., Rozanov, A., Weber, M., Laeng, A., von Clarmann, T., Stiller, G., Kramarova, N., Godin-Beekmann, S., Leblanc, T., Querel, R., Swart, D., Boyd, I., Hocke, K., Kämpfer, N., Maillard Barras, E., Moreira, L., Nedoluha, G., Vigouroux, C., Blumenstock, T., Schneider, M., García, O., Jones, N., Mahieu, E., Smale, D., Kotkamp, M., Robinson, J., Petropavlovskikh, I., Harris, N., Hassler, B., Hubert, D., and Tummon, F.: An update on ozone profile trends for the period 2000 to 2016, *Atmos. Chem. Phys.*, 17, 10675–10690, <https://doi.org/10.5194/acp-17-10675-2017>, 2017.
- Stolarski, R. S. and Cicerone, R. J.: Stratospheric chlorine: A possible sink for ozone, *Can. J. Chem.*, 52, 1610–1615, 1974.
- Thompson, D. W. J., Solomon, S., Kushner, P. J., England, M. H., Grise, K. M., and Karoly, D. J.: Signatures of the Antarctic ozone hole in Southern Hemisphere surface climate change, *Nat. Geosci.*, 4, 741–749, <https://doi.org/10.1038/ngeo1296>, 2011.
- Tilmes, S., Visioni, D., Jones, A., Haywood, J., Séférian, R., Nabat, P., Boucher, O., Bednarz, E. M., and Niemeier, U.: Stratospheric ozone response to sulfate aerosol and solar dimming climate interventions based on the G6 Geoengineering Model Intercomparison Project (GeoMIP) simulations, *Atmos. Chem. Phys.*, 22, 4557–4579, <https://doi.org/10.5194/acp-22-4557-2022>, 2022.
- Velders, G. J. M., Andersen, S. O., Daniel, J. S., Fahey, D. W., and McFarland, M.: The importance of the Montreal Protocol in protecting climate, *P. Natl. Acad. Sci.*, 104, 4814–4819, <https://doi.org/10.1073/pnas.0610328104>, 2007.
- Villamayor, J., Iglesias-Suarez, F., Cuevas, C. A., Fernandez, R. P., Li, Q., Abalos, M., Hossaini, R., Chipperfield, M. P., Kinnison, D. E., Tilmes, S., Lamarque, J.-F., and Saiz-Lopez, A.: Very short-lived halogens amplify ozone depletion trends in the tropical lower stratosphere, *Nat. Clim. Change*, 13, 554–560, <https://doi.org/10.1038/s41558-023-01671-y>, 2023.
- Weber, M., Steinbrecht, W., Arosio, C., van der A, R., Frith, S. M., Anderson, J., Coldewey-Egbers, M., Davis, S., Degenstein, D., Fioletov, V. E., Froidevaux, L., Hubert, D., Long, C. S., Loyola, D., Rozanov, A., Roth, C., Sofieva, V., Tourpali, K., Wang, R., and Wild, J. D.: Stratospheric ozone, in: *State of the Climate in 2019*, *Bull. Am. Meteorol. Soc.*, 101, S9–S128, <https://doi.org/10.1175/BAMS-D-20-0104.1>, 2020.
- Weber, M., Steinbrecht, W., Arosio, C., van der A, R., Frith, S. M., Anderson, J., Castia, L., Coldewey-Egbers, M., Davis, S., Degenstein, D., Fioletov, V. E., Froidevaux, L., Hubert, D., Loyola, D., Roth, C., Rozanov, A., Sofieva, V., Tourpali, K., Wang, R., and Wild, J. D.: Stratospheric ozone, in: *State of the Climate in 2020*, *Bull. Am. Meteorol. Soc.*, 102, S1–S475, <https://doi.org/10.1175/2021BAMSSStateoftheClimate.1>, 2021.
- WMO: Scientific assessment of ozone depletion: 2010, Global Ozone Research and Monitoring Project Report no. 52, Geneva, Switzerland: World Meteorological Organization, ISBN 978-9966-7319-6-2, 2011.
- WMO: Scientific assessment of ozone depletion: 2018. Global Ozone Research and Monitoring Project Report no. 58, Geneva, Switzerland: World Meteorological Organization, ISBN: 978-1-7329317-1-8, 2018.
- WMO: Scientific assessment of ozone depletion: Global Ozone Research and Monitoring Project – GAW Report no. 278, Geneva, Switzerland: World Meteorological Organization, ISBN: 978-9914-733-97-6, 2022.
- Xu, J., Li, D., Bai, Z., Tao, M., and Bian, J.: Large Amounts of Water Vapor Were Injected into the Stratosphere by the Hunga Tonga – Hunga Ha’apai Volcano Eruption, *Atmosphere*, 13, 912, <https://doi.org/10.3390/atmos13060912>, 2022.
- Youn, D., Patten, K. O., Wuebbles, D. J., Lee, H., and So, C.-W.: Potential impact of iodinated replacement compounds CF₃I and CH₃I on atmospheric ozone: a three-dimensional modeling study, *Atmos. Chem. Phys.*, 10, 10129–10144, <https://doi.org/10.5194/acp-10-10129-2010>, 2010.
- Yu, P., Davis, S. M., Toon, O. B., Portmann, R. W., Bardeen, C. G., Barnes, J. E., Telg, H., Maloney, C., and Rosenlof, K. H.: Persistent stratospheric warming due to 2019–2020 Australian wildfire smoke, *Geophys. Res. Lett.*, 48, e2021GL092609, <https://doi.org/10.1029/2021GL092609>, 2021.
- Yu, P., Portmann, R. W., Peng, Y., Liu, C., Zhu, Y., Asher, E., Bai, Z., Lu, Y., Bian, J., Mills, M., Schmidt, A., Rosenlof, K. H., and Toon, O. B.: Radiative forcing from the 2014–2022 volcanic and wildfire injections, *Geophys. Res. Lett.*, 50, e2023GL103791, <https://doi.org/10.1029/2023GL103791>, 2023.
- Zanchettin, D., Khodri, M., Timmreck, C., Toohey, M., Schmidt, A., Gerber, E. P., Hegerl, G., Robock, A., Pausata, F. S. R., Ball, W. T., Bauer, S. E., Bekki, S., Dhomse, S. S., LeGrande, A. N., Mann, G. W., Marshall, L., Mills, M., Marchand, M., Niemeier, U., Poulain, V., Rozanov, E., Rubino, A., Stenke, A., Tsigaridis, K., and Tummmon, F.: The Model Intercomparison Project on the climatic response to Volcanic forcing (VolMIP): experimental design and forcing input data for CMIP6, *Geosci. Model Dev.*, 9, 2701–2719, <https://doi.org/10.5194/gmd-9-2701-2016>, 2016.
- Zanchettin, D., Timmreck, C., Khodri, M., Schmidt, A., Toohey, M., Abe, M., Bekki, S., Cole, J., Fang, S.-W., Feng, W., Hegerl, G., Johnson, B., Lebas, N., LeGrande, A. N., Mann, G. W., Marshall, L., Rieger, L., Robock, A., Rubinetti, S., Tsigaridis, K., and Weierbach, H.: Effects of forcing differences and initial conditions on inter-model agreement in the VolMIP volcanotube-full experiment, *Geosci. Model Dev.*, 15, 2265–2292, <https://doi.org/10.5194/gmd-15-2265-2022>, 2022.
- Zhang, J., Wuebbles, D. J., Kinnison, D. E., and Saiz-Lopez, A.: Revising the ozone depletion potentials metric for short-lived chemicals such as CF₃I and CH₃I, *J. Geophys. Res.*, 125, e2020JD032414, <https://doi.org/10.1029/2020JD032414>, 2020.
- Zhu, Y., Bardeen, C. G., Tilmes, S., Mills, M. J., Wang, X., Harvey, V. L., Taha, G., Kinnison, D., Portmann, R. W., Yu, P., Rosenlof, K. H., Avery, M., Kloss, C., Li, C., Glanville, A. S., Millán, L., Deshler, T., Krotkov, N., and Toon, O. B.: Perturbations in stratospheric aerosol evolution due to the water-rich plume of the 2022 Hunga-Tonga eruption, *Commun. Earth Environ.*, 3, 248, <https://doi.org/10.1038/s43247-022-00580-w>, 2022.
- Zuo, M., Zhou, T. J., Man, W. M., Chen, X. L., Liu, J., Liu, F., and Gao, C.: Volcanoes and climate: Sizing up the impact of the recent Hunga Tonga-Hunga Ha’apai volcanic eruption from a historical perspective, *Adv. Atmos. Sci.*, 39, 1986–1993, <https://doi.org/10.1007/s00376-022-2034-1>, 2022.