



**HAL**  
open science

## Hydrogen escape at Mars: Comparisons from MGCM-LMD simulations and observations from Mars-Express/SPICAM

Jean-Yves Chaufray, F. Gonzalez-Galindo, M. A. Lopez-Valverde, F. Forget,  
M. Chaffin, Jean-Loup Bertaux, Eric Quémerais, J. T. Clarke, François  
Leblanc, Franck Montmessin, et al.

### ► To cite this version:

Jean-Yves Chaufray, F. Gonzalez-Galindo, M. A. Lopez-Valverde, F. Forget, M. Chaffin, et al.. Hydrogen escape at Mars: Comparisons from MGCM-LMD simulations and observations from Mars-Express/SPICAM. Scientific Workshop: “From Mars Express to ExoMars”, Feb 2018, Madrid, Spain. insu-04408279

**HAL Id: insu-04408279**

**<https://insu.hal.science/insu-04408279v1>**

Submitted on 21 Jan 2024

**HAL** is a multi-disciplinary open access archive for the deposit and dissemination of scientific research documents, whether they are published or not. The documents may come from teaching and research institutions in France or abroad, or from public or private research centers.

L'archive ouverte pluridisciplinaire **HAL**, est destinée au dépôt et à la diffusion de documents scientifiques de niveau recherche, publiés ou non, émanant des établissements d'enseignement et de recherche français ou étrangers, des laboratoires publics ou privés.

## Hydrogen escape at Mars : Comparisons from MGCM-LMD simulations and observations from Mars-Express/SPICAM

Chaufray, J-Y<sup>1</sup>, F. Gonzalez-Galindo<sup>2</sup>, M.A. Lopez-Valverde<sup>2</sup>, F. Forget<sup>3</sup>, M. Chaffin<sup>4</sup>, J-L. Bertaux<sup>1</sup>, E. Quémerais<sup>1</sup>, J.T. Clarke<sup>5</sup>, F. Leblanc<sup>1</sup>, F. Montmessin<sup>1</sup>, R. Yelle<sup>6</sup>, N. Schneider<sup>2</sup>

<sup>1</sup>LATMOS,CNRS, Guyancourt, France, <sup>2</sup>IAA, CSIC, Granada, Spain, <sup>3</sup>LMD, CNRS, Paris, France, <sup>4</sup>LASP, Boulder, CO, USA, <sup>5</sup>Boston University, Boston, MA, USA, <sup>6</sup>University of Arizona, Tucson, AZ, USA

### 1) Introduction:

The recent observations of an unexpected large seasonal variation of the Martian hydrogen exosphere is important to characterize the water escape along the Martian history. The Martian Global Circulation Model from Laboratoire de Météorologie Dynamique (MGCM-LMD) is a 3D model able to simulate the full hydrogen cycle from the water at the surface to the hydrogen density at the exobase. The hydrogen density is extended to the exosphere using the Liouville's equation. In this presentation, we will present recent simulations of the Martian hydrogen density, taking into account: (1) the observed day-to-day solar and dust load variability during the recent Martian years, and (2) the 3D hydrogen corona at Lyman-alpha performed with a 3D radiative transfer model. These simulations will be compared to observations performed by several instruments (Mars Express/SPICAM

### 2) Model:

The LMD-MGCM model is a model of the martian atmosphere from the surface to the exobase, including major species in the Martian atmosphere [1,2]. The seasonal variations at different solar activity have been studied by Chaufray et al. [3,4]. The scenario corresponding to the solar activity and dust during the Martian years 28, 29) [5] are considered in this presentation. No mission measured directly the hydrogen density. The hydrogen density is derived from UV hydrogen lines, mainly the optically thick Lyman-alpha emission. To directly compare our simulations to the observations performed by SPICAM on Mars Express, we use a 3D Radiative transfer model and derive the brightness profile corresponding to the different geometry of observations. Because the 3D radiative transfer model is time expensive, we consider only monthly average hydrogen distribution and focus on the study of the large time-scale (season and year to year) (Fig. 1).

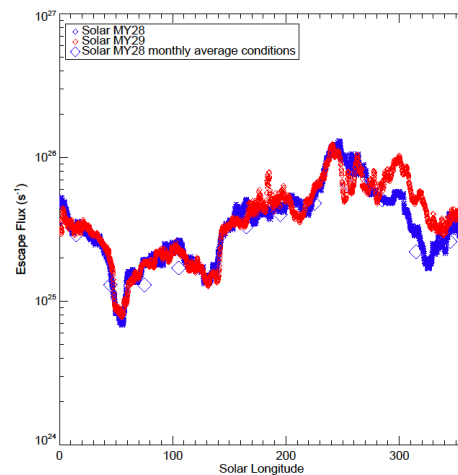


Fig. 1 Simulated escape flux for the Martian years 28 and 29 by the MGCM-LMD model. The escape flux computed with the monthly average hydrogen density and temperature at the exobase are also indicated.

### 3) Observations

SPICAM on Mars Express has observed the Martian H corona during several years.[6,7]. We here focus on two martian years (28, 29) At this time, there was an anomalous behavior of the image intensifier characterized by sporadic and spurious changes in the gain during one observation [8] responsible of the spodic increase of the Lyman-alpha brightness in the vertical profiles presented below.

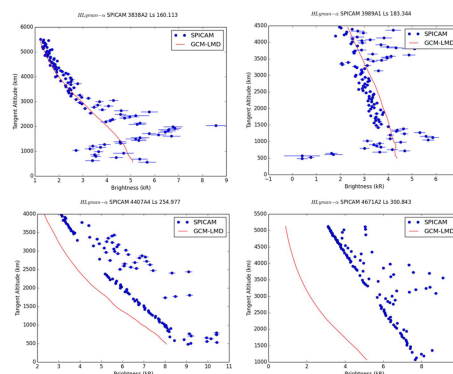


Fig. 2 Examples of comparison between the model and the SPICAM observations during the Martian year 28.

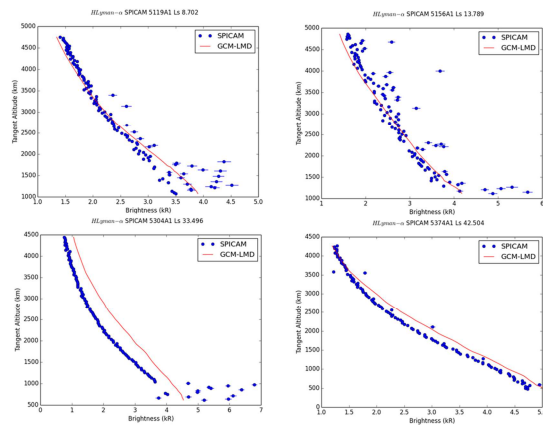


Fig. 3 Examples of comparison between the model and the SPICAM observations during the Martian year 29.

#### 4) Results

During the Martian year 28, the model is in reasonable agreement with the observations for  $160^\circ < Ls < 180^\circ$  (a,b) but underestimate the brightness for  $180 < Ls < 330^\circ$ , especially near southern summer at  $Ls = 250^\circ$ - $300^\circ$ . The agreement becomes better after  $Ls = 330^\circ$ . An arbitrary background of 500 R was used for all the observations. Small disagreement could be improved with a better estimate of it, but not the difference near  $Ls=250^\circ$ - $300^\circ$ , more likely due to a missing source of hydrogen in the model at this season. For the early Martian year 29 ( $Ls < 60^\circ$ ), the agreement with the observations is reasonable near equinox though the model slightly overestimates the brightness near  $Ls = 30$ - $50^\circ$ .

#### 5) Conclusion

We simulate the monthly average Martian hydrogen corona for Martian years 28, 29. We compare the simulated Lyman-alpha brightness to the observed brightness. The model gives reasonable agreement near equinox :  $Ls \sim 0^\circ$  for MY 29 and  $Ls \sim 180^\circ$  for MY 28.

The model fails to reproduce the large observed brightness between  $Ls = 210$  to  $330^\circ$ , due to a large increase of the hydrogen density confirmed by plasma observations [9]. A possible explanation of this large difference is due to the presence of a larger source of atomic hydrogen at this season not included in the model. The detection of water vapour at higher altitudes

( $\sim 80$  km) than expected at  $Ls \sim 250^\circ$  by MEX [10], followed by its photodissociation could increase the abundance of hydrogen in the Martian exosphere and the hydrogen escape flux [11]. Therefore the measurement of the extension of the water vapor in the mesosphere/thermosphere of Mars and its seasonal variation should be needed to confirm this assumption.

#### References:

- [1] Forget, F. et al., J. Geophys. Res., 104, 24,155-24,175, 1999, [2] Gonzalez-Galindo, F. et al., J. Geophys. Res., 114, E04001, 2009, [3] Chaufray, J-Y., et al., Icarus, 245, 282-294, 2015, [4] Chaufray, J-Y., et al., Icarus, 281, 262, 2017, [5] Gonzalez-Galindo, F. et al. J. Geophys. Res., 120, 2020-2035, 2015, [6] Chaufray, J-Y., et al., Icarus, 195, 598-613, 2008, [7] Chaffin, M.S., et al., Geophys. Res. Lett., 41, 314-320, 2014, [8] Montmessin, F. et al., Icarus, 297, 195-217, 2017, [9] Halekas, J., J. Geophys. Res., 122, 2017, [10] Maltagliati, L., et al., Icarus, 223, 942-962, [11] Chaffin, M. Et al., Nat. Geosc., doi:10.1038/ngeo2887, 2017

#### Acknowledgements:

This project was partly funded by the Programme National de Planetologie and Programme National Soleil Terre and by the Centre National d'Etudes Spatiales. This work has been partially funded by the European Union Horizon 2020 Programme (H2020 Compet -08-2014) under grant agreement UPWARDS-633127.