



HAL
open science

Global martian CO₂ cloud modelling improvements: Meteoric flux as condensation nuclei and radiatively active CO₂ clouds

Christophe Mathé, Anni Määttänen, Lola Falletti, Aymeric Spiga, Forget
François, Ehouarn Millour, John M. C. Plane

► To cite this version:

Christophe Mathé, Anni Määttänen, Lola Falletti, Aymeric Spiga, Forget François, et al.. Global martian CO₂ cloud modelling improvements: Meteoric flux as condensation nuclei and radiatively active CO₂ clouds. Seventh International Workshop on the Mars Atmosphere: Modelling and Observations, Jun 2022, Paris, France. insu-04409342

HAL Id: insu-04409342

<https://insu.hal.science/insu-04409342v1>

Submitted on 22 Jan 2024

HAL is a multi-disciplinary open access archive for the deposit and dissemination of scientific research documents, whether they are published or not. The documents may come from teaching and research institutions in France or abroad, or from public or private research centers.

L'archive ouverte pluridisciplinaire **HAL**, est destinée au dépôt et à la diffusion de documents scientifiques de niveau recherche, publiés ou non, émanant des établissements d'enseignement et de recherche français ou étrangers, des laboratoires publics ou privés.

GLOBAL MARTIAN CO₂ CLOUD MODELLING IMPROVEMENTS: METEORIC FLUX AS CONDENSATION NUCLEI AND RADIATIVELY ACTIVE CO₂ CLOUDS.

C. Mathé, LATMOS/IPSL, Sorbonne université, UVSQ Université Paris-Saclay, CNRS, Paris, France. Currently at: LMD, **A. Määttänen**, LATMOS/IPSL, Sorbonne université, UVSQ Université Paris-Saclay, CNRS, Paris, France, **L. Falletti**, LATMOS/IPSL, Sorbonne université, UVSQ Université Paris-Saclay, CNRS, Paris, France, **A. Spiga**, Laboratoire de Météorologie Dynamique / Institut Pierre-Simon Laplace (LMD/IPSL), Sorbonne Université, Centre National de la Recherche Scientifique (CNRS), École Polytechnique, École Normale Supérieure (ENS), Paris, France. Institut Universitaire de France (IUF), Paris, France, **F. Forget**, **E. Millour**, Laboratoire de Météorologie Dynamique / Institut Pierre-Simon Laplace (LMD/IPSL), Sorbonne Université, Centre National de la Recherche Scientifique (CNRS), École Polytechnique, École Normale Supérieure (ENS), Paris, France, **J. Plane**, School of Chemistry, Univ. of Leeds, Leeds, UK.

Introduction

Mars is the only place where it has been observed that the main atmospheric constituent, carbon dioxide, condenses as clouds. Modeling these clouds remains a challenge in the community, especially for mesospheric CO₂ clouds as the conditions in this layer of the atmosphere is difficult to constrain with observations and our knowledge of the cloud formation processes in these conditions remains limited.

The recent study on CO₂ cloud modeling shows the need for water ice clouds as cloud condensation nuclei (CCN) in the formation of CO₂ mesospheric clouds [Määttänen et al., 2022] (see also Määttänen et al.'s abstract). The climatology of the simulated clouds was in good agreement with observations. However, no clouds were formed during the afternoon and optical depths of simulated clouds remained lower than observations. They supposed two missing elements for the lack of mesospheric clouds: small-scale waves (as gravity waves) that perturb the thermal structure allowing colder temperatures to form locally [Spiga et al., 2012, Yigit et al., 2015], and a new source of CCN allowing to increase the optical depth of CO₂ clouds. The suggested most likely CCN source is meteoric particles [Listowski et al., 2014, Plane et al., 2018], that have been recently reported by Mars Atmosphere and Volatile evolution Mission (MAVEN) [Crismani et al., 2017].

In the [Määttänen et al., 2022]'s work, CO₂ ice clouds were radiatively passive. When CO₂ ice clouds are radiatively active, atmospheric temperatures at the edge of the winter northern polar troposphere decrease in a few Kelvins, leading to CO₂ ice clouds thickness larger than CO₂ ice clouds radiatively passive [Kuroda, 2020], and so larger cloud particle size and reduced column cloud opacities [Dequaire et al., 2014]. This latter author shows also that CO₂ ice clouds radiatively active do not change the CO₂ cycle in its shape, but reduced the direct deposition of CO₂ ice [Dequaire et al., 2014].

We present our latest improvements on the global

martian CO₂ ice cloud modeling: (i) adding the missing source of CCN meteoric particles in collaboration with J. Plane's team who works on Martian meteoric flux modeling, and (ii) adding the contribution of CO₂ ice clouds on the radiative budget of the Martian atmosphere.

Models and simulations

The microphysical model of CO₂ cloud formation has been developed during the last decade at LATMOS and includes nucleation on CCN, condensation/sublimation, and sedimentation [Listowski et al., 2014]. CCN sources for CO₂ ice cloud formation are dust particles, H₂O ice cloud particles, and now also meteoric particles. The particle size distribution is described with the moment method allowing to compute the effect of the microphysical processes on the average properties of the distribution. For more details about the microphysical processes of CO₂ clouds, we invite the reader to the work of [Listowski et al., 2013], [Listowski et al., 2014], and [Määttänen et al., 2022].

The LMD Martian Global Climate Model (MGCM) is based on the primitive equations of meteorology in σ coordinates [Forget et al., 1999]. The model is described in [Navarro et al., 2014, Pottier et al., 2017], including water ice cloud microphysics. Simulations with this MGCM can be done with different settings: by activating or deactivating certain physical processes via options. Regarding the microphysical CO₂ cloud formation part, we describe three options used in this study: `co2useh2o` option enables H₂O ice as CCN; `meteo_flux` option enables meteoric particles as CCN; and `activeco2ice` option enables the contribution of CO₂ ice clouds in the radiative budget.

For this study, we performed three simulations: simulation named REF to serve as a comparison with the adding meteoric particles source as CCN; simulation named METEOFUX to investigate the impact of the source of the meteoric particles as CCN; simulation

1 ACKNOWLEDGEMENTS

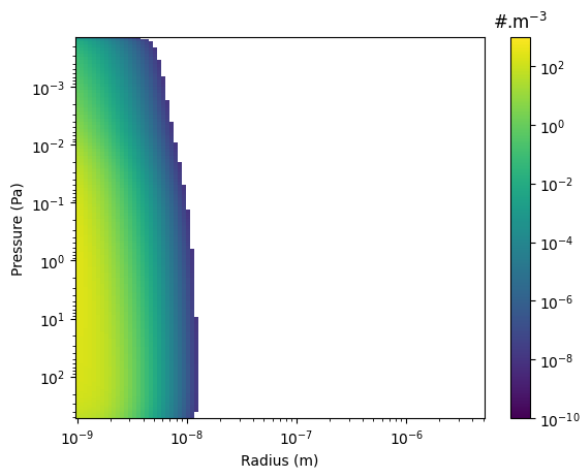


Figure 1: Input file of the distribution of the number density of meteoric particles used in the microphysical models. White areas correspond to a zero value.

named METEOFLEX+RT to investigate the impact of CO₂ ice cloud on the radiative budget. Meteoric particle flux comes from [Plane et al., 2018] work and is adapted to the radius grid of the microphysical model (Fig. 1). All simulations were performed using a horizontal resolution grid of 5.625° longitude by 3.758° latitude. The atmosphere is divided into 32 vertical layers from the surface to the top of the atmosphere (~120 km). At each call of physical processes (every 15 minutes), the microphysics of CO₂ cloud formation is called 50 times leading to a time resolution of 18 seconds to resolve the very rapid microphysical processes. We have used a mean dust scenario, called 'climatology', built with observations from several instruments (more details on [Montabone et al., 2015]).

Name	co2useh2o	meteo_flux	activeco2ice
REF	yes	-	-
METEOFLEX	yes	yes	-
METEOFLEX+RT	yes	yes	yes

Table 1: List of simulations performed for this study with activated flags: co2useh2o option enables H₂O ice as CCN; meteo_flux option enables meteoric particles as CCN; and activeco2ice option enables the contribution of CO₂ ice clouds in the radiative budget.

Meteoric particles as CCN for CO₂ cloud formation

The zonal and diurnal mean of CO₂ ice column density for each simulation is shown in figure 2: the top panel refers to REF simulation, the middle one refers to METEOFLEX simulation and the bottom one refers

to METEOFLEX+RT simulation. The black solid line is the boundary of the area inside which MCS has observed atmospheric temperatures below the CO₂ condensation temperature ([Hu et al., 2012], table 4). The black dots show available mesospheric CO₂ cloud observations from several instruments [Clancy et al. 2007, Montmessin et al., 2006, Montmessin et al., 2007, Määttä et al., 2010, McConnochie et al., 2010, Scholten et al., 2010, Vincendon et al., 2011, Aoki et al., 2018, Clancy et al., 2019, Jiang et al., 2019].

The CO₂ cycle for REF and METEOFLEX simulations is quite the same. However, there are more CO₂ ice clouds on a wider latitude range at the end of the year in the METEOFLEX simulation. The addition of meteoric particles as CCN seems to not impact strongly the CO₂ ice cloud formation, but further investigations will be brought to the conference such as CO₂ ice particles size, the thickness of clouds, local time duration, and opacities of clouds.

Contribution of CO₂ ice clouds on the radiative budget

Figure 3 shows the zonal mean of surface temperature on a latitude - solar longitude map. The top panel refers to TES climatology data [Smith, 2006], the middle one refers to METEOFLEX simulation and the bottom one refers to METEOFLEX+RT simulation. We observed that on the northern winter pole surface temperature increase by ~ 20 K when we activate CO₂ ice cloud on the radiative budget, as in the southern winter pole the increased temperature is lower and ends after ~ 2 months. The greenhouse effect from CO₂ ice clouds is predominant in the northern polar region.

Back to fig.2, the simulation METEOFLEX+RT formed CO₂ ice clouds during three main periods: ~ 5° - 40° solar longitude (sl), ~ 170° - 230° sl, and ~ 330° - 360° sl. Also, the formation of CO₂ ice clouds at the northern winter polar region ends earlier at ~ 20° sl with CO₂ ice radiatively active than at ~ 60° sl with CO₂ ice clouds radiatively passive.

Activated radiatively CO₂ ice clouds have a strong impact on the CO₂ cycle, and further investigations such as CO₂ ice particles size, thickness of clouds, local time duration, and opacities of clouds will be brought to the conference.

1 Acknowledgements

We thank the Agence National de la Recherche for funding (projet MECCOM, ANR-18-CE31-0013). This work was performed using HPC computing resources from GENCI-CINES (Grant 2021-A0100110391), and resources at the ESPRI mesocentre of the IPSL institute. This work was support from CNES (Centre Na-

1 ACKNOWLEDGEMENTS

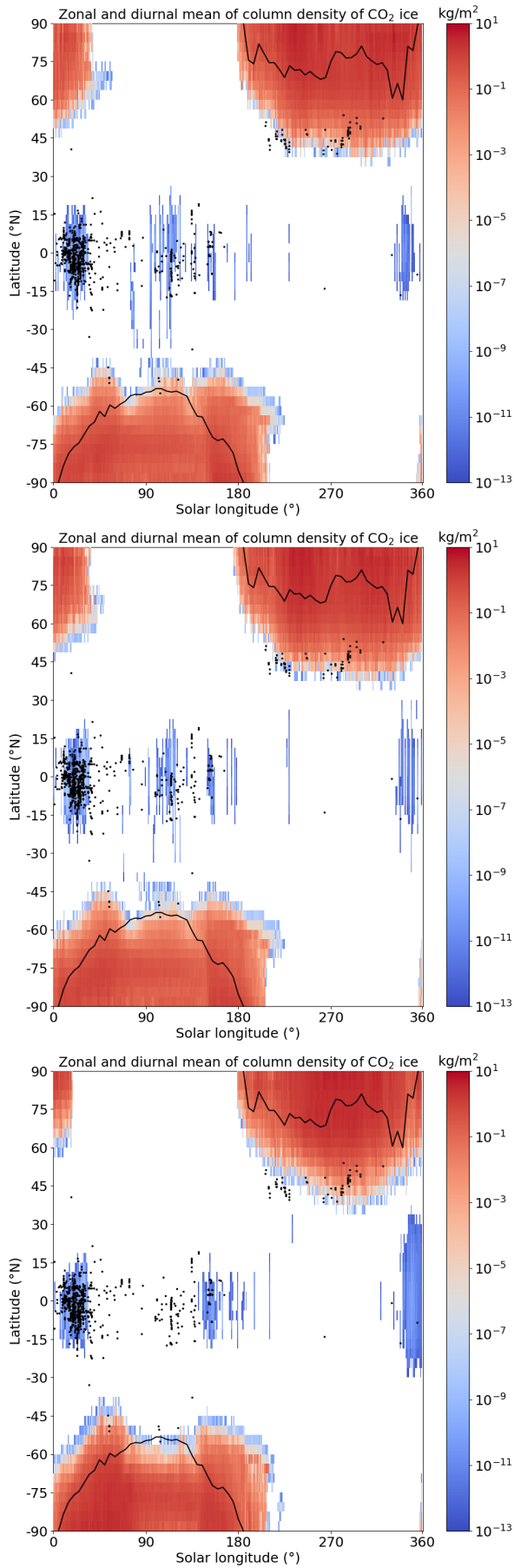


Figure 2: Zonal and diurnal mean of column density of CO₂ ice. Top panel refers to REF simulation. The middle one refers to METEOFLEX simulation. The bottom one refers to METEOFLEX+RT simulation. See text for details.

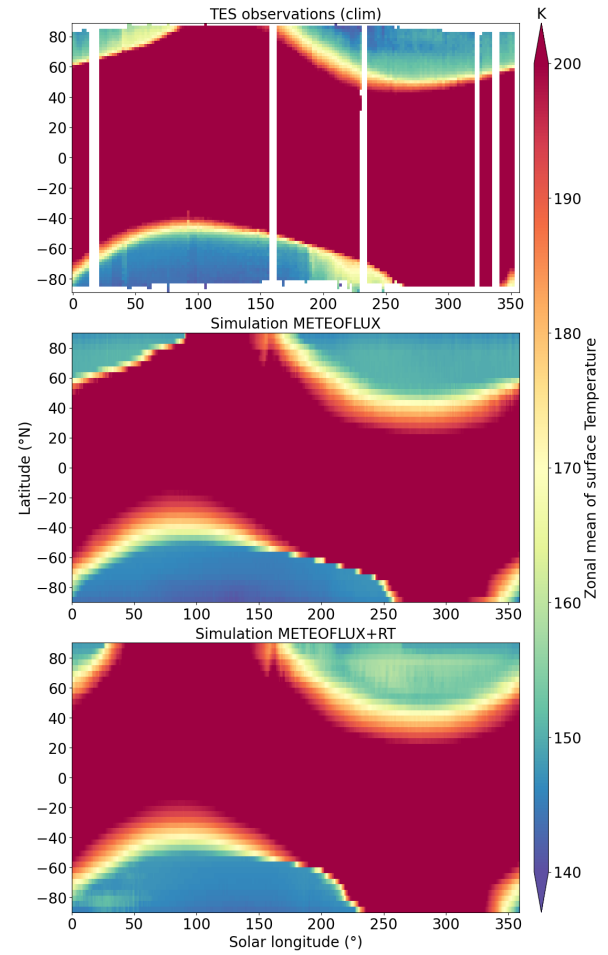


Figure 3: Zonal and diurnal mean of surface temperatures. Top panel refers to TES observations using the climatology data. The middle panel refers to METEOFLEX simulation. The bottom panel refers to METEOFLEX+RT simulation.

REFERENCES

tionale d'Études Spatiales) and ESA (European Space Agency).

References

- [Crismani et al., 2017] Crismani, M. M. J., Schneider, N. M., Plane, J. M. C., Evans, J. S., Jain, S. K., Chaffin, M. S., Carrillo-Sanchez, J. D., Deighan, J. I., Yelle, R. V., Stewart, A. I. F., McClintock, W., Clarke, J., Holsclaw, G. M., Stiepen, A., Montmessin, F., and Jakosky, B. M. (2017). Detection of a persistent meteoric metal layer in the Martian atmosphere. *Nature Geoscience*, 10(6):401–404.
- [Dequaire et al., 2014] Dequaire, J. M., Kahre, M. A., Haberle, R. M., and Hollingsworth, J. L. (2014). Radiative Effects of CO₂ Ice Clouds in the Martian Polar Nights. In *Eighth International Conference on Mars*, volume 1791 of *LPI Contributions*, page 1429.
- [Forget et al., 1999] Forget, F., Hourdin, F., Fournier, R., Hourdin, C., Talagrand, O., Collins, M., Lewis, S. R., Read, P. L., and Huot, J.-P. (1999). Improved general circulation models of the Martian atmosphere from the surface to above 80 km. *Journal of Geophysical Research*, 104(E10):24155–24176.
- [Hu et al., 2012] Hu, R., Cahoy, K., and Zuber, M. T. (2012). Mars atmospheric CO₂ condensation above the north and south poles as revealed by radio occultation, climate sounder, and laser ranging observations. *Journal of Geophysical Research (Planets)*, 117(E7):E07002.
- [Kuroda, 2020] Kuroda, T. (2020). GCM Simulations of the Martian Winter Polar Atmosphere and CO₂ Snowfalls: Dependence of Horizontal Resolution and Radiative Effects of CO₂ Ice Clouds. In *Seventh International Conference on Mars Polar Science and Exploration*, volume 2099 of *LPI Contributions*, page 6035.
- [Listowski et al., 2014] Listowski, C., Määttänen, A., Montmessin, F., Spiga, A., and Lefèvre, F. (2014). Modeling the microphysics of CO₂ ice clouds within wave-induced cold pockets in the martian mesosphere. *Icarus*, 237:239–261.
- [Listowski et al., 2013] Listowski, C., Määttänen, A., Riipinen, I., Montmessin, F., and Lefèvre, F. (2013). Near-pure vapor condensation in the Martian atmosphere: CO₂ ice crystal growth. *Journal of Geophysical Research (Planets)*, 118(10):2153–2171.
- [Määttänen et al., 2022] Määttänen, A., Mathé, C., Audouard, J., Listowski, C., Millour, E., Forget, F., González-Galindo, F., Falletti, L., Bardet, D., Teinturier, L., Vals, M., Spiga, A., and Montmessin, F. (2022). Troposphere-to-mesosphere microphysics of carbon dioxide clouds in a mars global climate model. *Icarus*.
- [Montabone et al., 2015] Montabone, L., Forget, F., Millour, E., Wilson, R., Lewis, S., Cantor, B., Kass, D., Kleinböhl, A., Lemmon, M., Smith, M., and Wolff, M. (2015). Eight-year climatology of dust optical depth on mars. *Icarus*, 251:65–95. Dynamic Mars.
- [Navarro et al., 2014] Navarro, T., Madeleine, J. B., Forget, F., Spiga, A., Millour, E., Montmessin, F., and Määttänen, A. (2014). Global climate modeling of the Martian water cycle with improved microphysics and radiatively active water ice clouds. *Journal of Geophysical Research (Planets)*, 119(7):1479–1495.
- [Plane et al., 2018] Plane, J. M. C., Carrillo-Sanchez, J. D., Mangan, T. P., Crismani, M. M. J., Schneider, N. M., and Määttänen, A. (2018). Meteoric Metal Chemistry in the Martian Atmosphere. *Journal of Geophysical Research (Planets)*, 123(3):695–707.
- [Pottier et al., 2017] Pottier, A., Forget, F., Montmessin, F., Navarro, T., Spiga, A., Millour, E., Szantai, A., and Madeleine, J.-B. (2017). Unraveling the martian water cycle with high-resolution global climate simulations. , 291:82–106.
- [Smith, 2006] Smith, M. D. (2006). TES atmospheric temperature, aerosol optical depth, and water vapor observations 1999-2004. In Forget, F., Lopez-Valverde, M. A., Desjean, M. C., Huot, J. P., Lefevre, F., Lebonnois, S., Lewis, S. R., Millour, E., Read, P. L., and Wilson, R. J., editors, *Mars Atmosphere Modelling and Observations*, page 211.
- [Spiga et al., 2012] Spiga, A., González-Galindo, F., López-Valverde, M. Á., and Forget, F. (2012). Gravity waves, cold pockets and CO₂ clouds in the Martian mesosphere. *Geophysical Research Letters*, 39(2):L02201.
- [Yigit et al., 2015] Yigit, E., Medvedev, A. S., and Harogh, P. (2015). Gravity waves and high-altitude co₂ ice cloud formation in the martian atmosphere. *Geophysical Research Letters*, 42(11):4294–4300.