



HAL
open science

Planetary system architectures with low-mass inner planets. Direct imaging exploration of mature systems beyond 1 au

C. Desgrange, J. Milli, G. Chauvin, Th. Henning, A. Luashvili, M. Read, M. Wyatt, G. Kennedy, R. Burn, M. Schlecker, et al.

► To cite this version:

C. Desgrange, J. Milli, G. Chauvin, Th. Henning, A. Luashvili, et al.. Planetary system architectures with low-mass inner planets. Direct imaging exploration of mature systems beyond 1 au. *Astronomy & Astrophysics*, 2023, 680, 10.1051/0004-6361/202346863 . insu-04479030

HAL Id: insu-04479030

<https://insu.hal.science/insu-04479030>

Submitted on 10 Mar 2024

HAL is a multi-disciplinary open access archive for the deposit and dissemination of scientific research documents, whether they are published or not. The documents may come from teaching and research institutions in France or abroad, or from public or private research centers.

L'archive ouverte pluridisciplinaire **HAL**, est destinée au dépôt et à la diffusion de documents scientifiques de niveau recherche, publiés ou non, émanant des établissements d'enseignement et de recherche français ou étrangers, des laboratoires publics ou privés.

Planetary system architectures with low-mass inner planets

Direct imaging exploration of mature systems beyond 1 au[★]

C. Desgrange^{1,2}, J. Milli¹, G. Chauvin³, Th. Henning², A. Luashvili⁴, M. Read⁵, M. Wyatt⁶, G. Kennedy^{7,8}, R. Burn², M. Schlecker⁹, F. Kiefer¹⁰, V. D’Orazi^{11,12}, S. Messina¹³, P. Rubini¹⁴, A.-M. Lagrange¹⁰, C. Babusiaux¹, L. Matrà¹⁵, B. Bitsch², M. Bonavita^{12,16}, P. Delorme¹, E. Matthews², P. Palma-Bifani³, and A. Vigan¹⁷

¹ Univ. Grenoble Alpes, CNRS, IPAG, 38000 Grenoble, France
e-mail: celia.desgrange@univ-grenoble-alpes.fr

² Max Planck Institute for Astronomy, Königstuhl 17, 69117 Heidelberg, Germany

³ Laboratoire Lagrange, UMR7293, Université Côte d’Azur, CNRS, Observatoire de la Côte d’Azur, Boulevard de l’Observatoire, 06304 Nice, France

⁴ Laboratoire Univers et Théories, Observatoire de Paris, Université PSL, CNRS, Université Paris Cité, 92190 Meudon, France

⁵ Space Research and Planetology Division, Physikalisches Inst., Universität Bern, Switzerland

⁶ Institute of Astronomy, University of Cambridge, Madingley Road, Cambridge CB3 0HA, UK

⁷ Department of Physics, University of Warwick, Gibbet Hill Road, Coventry, CV4 7AL, UK

⁸ Centre for Exoplanets and Habitability, University of Warwick, Gibbet Hill Road, Coventry CV4 7AL, UK

⁹ Department of Astronomy/Steward Observatory, The University of Arizona, 933 North Cherry Avenue, Tucson, AZ 85721, USA

¹⁰ LESIA, Observatoire de Paris, Université PSL, CNRS, Sorbonne Université, Université de Paris, 5 place Jules Janssen, 92195 Meudon, France

¹¹ Department of Physics, University of Rome Tor Vergata, Via della Ricerca Scientifica 1, 00133 Rome, Italy

¹² INAF - Osservatorio Astronomico di Padova, Vicolo dell’ Osservatorio 5, 35122 Padova, Italy

¹³ INAF - Osservatorio Astrofisico di Catania, via Santa Sofia, 78 Catania, Italy

¹⁴ Pixyl, 5 avenue du Grand Sablon, 38700 La Tronche, France

¹⁵ School of Physics, Trinity College Dublin, The University of Dublin, College Green, Dublin 2, Ireland

¹⁶ School of Physical Sciences, The Open University, Walton Hall, Milton Keynes, MK7 6AA, UK

¹⁷ Aix-Marseille Univ, CNRS, CNES, LAM, Marseille, France

Received 10 May 2023 / Accepted 3 October 2023

ABSTRACT

Context. The discovery of planets orbiting at less than 1 au from their host star and less massive than Saturn in various exoplanetary systems revolutionized our theories of planetary formation. The fundamental question is whether these close-in low-mass planets could have formed in the inner disk interior to 1 au, or whether they formed further out in the planet-forming disk and migrated inward. Exploring the role of additional giant planet(s) in these systems may help us to pinpoint their global formation and evolution.

Aims. We searched for additional substellar companions by using direct imaging in systems known to host close-in small planets. The use of direct imaging complemented by radial velocity and astrometric detection limits enabled us to explore the giant planet and brown dwarf demographics around these hosts to investigate the potential connection between both populations.

Methods. We carried out a direct imaging survey with SPHERE at VLT to look for outer giant planets and brown dwarf companions in 27 systems hosting close-in low-mass planets discovered by radial velocity. Our sample is composed of very nearby (<20 pc) planetary systems, orbiting G-, K-, and M-type mature (0.5–10 Gyr) stellar hosts. We performed homogeneous direct imaging data reduction and analysis to search for and characterize point sources, and derived robust statistical detection limits. The final direct imaging detection performances were globally considered together with radial velocity and astrometric sensitivity.

Results. Of 337 point-source detections, we do not find any new bound companions. We recovered the emblematic very cool T-type brown dwarf GJ 229 B. Our typical sensitivities in direct imaging range from 5 to 30 M_{Jup} beyond 2 au. The non-detection of massive companions is consistent with predictions based on models of planet formation by core accretion. Our pilot study opens the way to a multi-technique approach for the exploration of very nearby exoplanetary systems with future ground-based and space observatories.

Key words. planetary systems – instrumentation: adaptive optics – instrumentation: high angular resolution – methods: observational

1. Introduction

A striking result of the *Kepler* mission is the detection of numerous small planets, mini-Neptunes and super-Earths, separated by the so-called photo-evaporation valley ($R \sim 1.8 R_{\oplus}$, referred

to as the Fulton gap), and orbiting very close to their host star with a period less than 100 days (Fulton et al. 2017). One fundamental question of particular interest is related to the correlation between the presence of inner super-Earths and outer giant planets from observational and theoretical perspectives.

A positive correlation would imply that outer giant planet(s) could enhance the occurrence of inner low-mass planets, or that conditions that make the growth of giants possible are also

[★] Based on observations collected at the European Southern Observatory under ESO programmes 099.C-0255(A) 102.C-0489(A), 103.C-0484 (A and B), and 109.23F2.

favorable for the growth of planets to the inner disk (Chiang & Laughlin 2013; Schlecker et al. 2021). Close-in planets could still have formed in the outer parts of the system, inside or outside the giant planet orbit(s). Secular resonances or Kozai interactions with outer giants can promote excitation and growth of inner, low-mass planets to the observable regime (Nagasawa et al. 2005; Muñoz et al. 2016; Best et al. 2023). If formed farther out, the lower-mass planets could have been scattered to the inner part of the system, and then undergone orbital circularization (Terquem & Papaloizou 2007; Kennedy & Kenyon 2008a).

Conversely, giant planets can be detrimental to the existence of close-in small planets, since they could halt their migration from the outer to inner regions (Izidoro et al. 2015; Schlecker et al. 2021). They could cut off the flow of solids toward the inner regions (Morbidelli et al. 2016), and/or stir the velocity distribution of the solids (Mustill & Wyatt 2009). These negative impacts take place only if the giant planet forms before or at the same time as the small planet. Finally, formation in the inner disk of low-mass close-in planets would be independent of the presence of a distant giant planet if initial conditions between those regions are uncorrelated (Schlaufman 2014).

Zhu & Wu (2018) and Bryan et al. (2019) looked for giant planets via the radial velocity (RV) method in samples of 31 and 65 systems, respectively, known to host at least one super-Earth by radial velocity and/or transit techniques. Both of these studies found a positive correlation between the presence of inner super-Earths (SE) and outer massive giant planets called cold Jupiters (CJ). They derived conditional probabilities of hosting at least one outer giant planet in systems known to harbor super-Earth(s), which is mathematically represented by the probability $P(\text{CJ}|\text{SE})$ and compared it to the absolute probability of a system to host at least one giant planet, noted as $P(\text{CJ})$. These studies have consistent results because Zhu & Wu (2018) found a conditional probability $P(\text{CJ}|\text{SE})$ of $29 \pm 18\%$ around Sun-like stars which is greater than the absolute probability of finding at least one giant planet, that is, $P(\text{CJ}) = 10\%$ (Cumming et al. 2008), whereas Bryan et al. (2019) found $P(\text{CJ}|\text{SE}) = 34 \pm 7\%$. They compared it to $P(\text{CJ}) = 7 \pm 3\%$ from Wittenmyer et al. (2016) to be consistent with their definition of cold Jupiter and the spectral type of the sample of host stars considered, FGKM. In addition, they both derived, indirectly, the probability of having super-Earth planets in systems known to host outer giant planets and found that systems possessing outer giant planets are very likely to be accompanied by inner super-Earth(s) as well ($P(\text{SE}|\text{CJ}) = 90 \pm 20\%$ from Zhu & Wu 2018). On the other hand, Barbato et al. (2018) looked for inner super-Earth planets in a sample of 20 systems known to host distant giant planets and did not find any. They concluded that the probability of detecting a super-Earth planet in a system known to host a distant giant planet is small ($P(\text{SE}|\text{CJ}) < 9.84\%$). However, this is statistically not at odds with previous observational studies due to observational biases, the limited size of the sample (Zhu & Wu 2018; Barbato et al. 2020), the eccentricity distribution of the giant planets in those surveys (Bitsch et al. 2020; Bitsch & Izidoro 2023), and the definition of planet categories (i.e., lower and upper bound in planet mass and semi-major axis to define, e.g., a “super-Earth”).

As Zhu & Wu (2018) and Bryan et al. (2019), Rosenthal et al. (2022) recently concluded based on their large California Legacy Survey (719 systems) that systems with inner low-mass planets are more likely to host outer giant ones. In addition, Rosenthal et al. (2022) derived the conditional probability $P(\text{SE}|\text{CJ})$ both directly via measurement, and indirectly from Bayesian inference. They found a mismatch of 20–30% between the maximum

of the conditional probability density measured via direct or indirect measurements. The difference depends on the definition of an outer giant planet, in particular the range of semi-major axis and masses (3–7 au and 95–4130 M_{\oplus} , i.e., 0.3–13 M_{Jup} , or 0.23–10 au and 30–6000 M_{\oplus} , i.e., 0.09–18.9 M_{Jup}).

On the other hand, Bonomo et al. (2023) argued for the absence of an excess of cold Jupiters in small-planet systems based on their RV survey on planet-transiting systems. However, Bitsch & Izidoro (2023) highlighted that the survey from Bonomo et al. (2023) might have been biased in the first place, as the eccentricities of their transiting low-mass planets are mainly low, hinting to the presence of only a few giant planets (see Sect. 6.2.4). In other ways, Zhu (2023) indicated that the metallicity dimension could resolve the discrepancy between Bonomo et al. (2023) and previous works, stating that the positive correlation of close-in super-Earths and distant cold Jupiters is verified around metal-rich hosts.

Despite those investigations to name a few, the origin of the architectures of exoplanetary systems is still an open question. The link between close-in small mass planets and distant giant planets, hence the conclusions on their formation and evolution, depend on the definition of the planet categories (e.g., Rosenthal et al. 2022; Schlecker et al. 2021), and on observational biases (e.g., Barbato et al. 2018; Zhu & Wu 2018; Bryan et al. 2019). To date, observational studies on this correlation mainly used RV and transit detection methods, which are limited somehow to the inner regions of exoplanetary systems.

In this paper, we look for outer giant planets or brown dwarfs with direct imaging in 27 nearby exoplanetary systems known to harbour close-in ($\lesssim 1$ au) low-mass ($\lesssim 95 M_{\oplus}$) planet(s) by the RV detection method. We complement our direct imaging observations (VLT/SPHERE) with archival data from RVs (HARPS) and proper motion coupled to the excess noise (*Gaia* and HIPPARCOS) to illustrate the global parameter space explored in these exoplanetary systems. In Sect. 2, we introduce our direct imaging survey, and the properties of the targeted systems. In Sect. 3, we present the high-contrast imaging observations and archival data, while in Sect. 4, we describe the data reduction. In Sect. 5, we report our observational results, including the directly imaged point-source detections, and the status of these planetary or substellar companion candidates based on two criteria: the color magnitude diagram (CMD), and the proper motion diagram (PMD). We indicate the detection limits for each system by combining the direct imaging, radial velocity and astrometry detection methods. In Sect. 6, we discuss our results. We compare our direct-imaging results with previous studies, including theoretical predictions in Sect. 6.1. In Sect. 6.2, we consider constraints from intrinsic parameters of the planetary systems in the presence of additional planets. In Sect. 7, we conclude on how this survey and in-depth study is particularly relevant to demonstrate to what extent current observational facilities used in synergy can challenge the current global vision of planetary formation.

2. Sample and target properties

We describe here how we selected the systems of our sample, and their known architectures and properties.

2.1. Sample selection

Our direct imaging survey aims to explore the link between close-in low-mass planets and outer giant planets, as it could

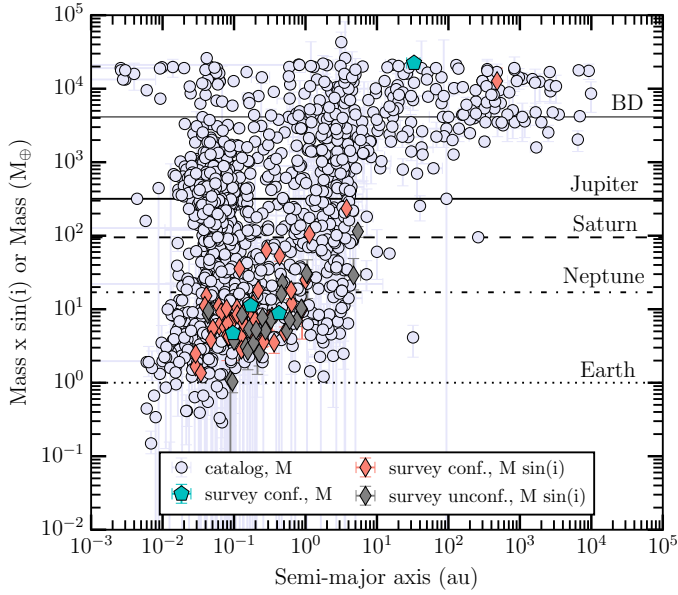


Fig. 1. Masses and semi-major axes of the planets in our sample. Minimal masses of both confirmed (“conf.”) and unconfirmed (“unconf.”) planets are shown in orange and gray diamonds, respectively, and absolute masses of the confirmed companions GJ 229 B and in HD 136352 are represented in blue pentagons, in the context of all the exoplanets known so far from the catalog (<http://exoplanet.eu/catalog/>).

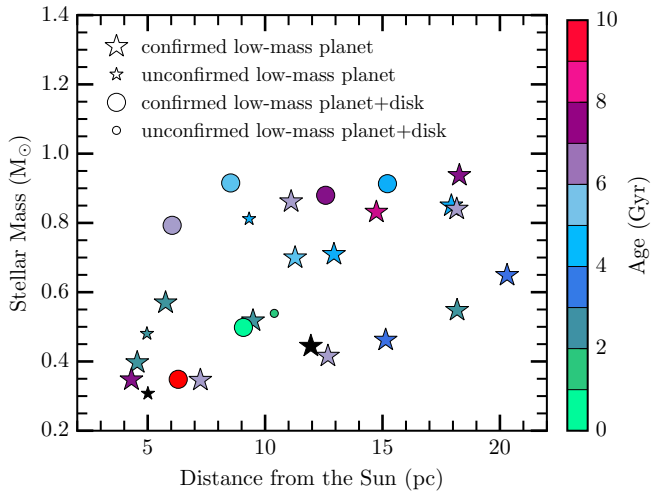


Fig. 2. Target properties of our sample: star (circle) markers correspond to systems without (with) a debris disk discovered. The four small markers corresponds to the four systems for which only suggested or debated low-mass planets exist based on the literature (see Appendix A).

inform us on how the close-in low-mass planets formed. Therefore, we built a sample of 27 exoplanetary systems suspected to harbour at least one close-in ($\lesssim 1$ au) low-mass ($\lesssim 95 M_{\oplus}$, i.e., sub-Saturn mass, see Fig. 1) planet revealed by various RV spectrographs (see Table 1), and observable from the southern hemisphere at the Very Large Telescope (VLT). To maximize the sensitivity of high-contrast imaging observations, we restricted the sample to stars within 20 pc. The sample includes stars covering a relatively broad range of stellar masses, from $0.3 M_{\odot}$ to $1 M_{\odot}$ corresponding to spectral types from M, K and G types (see Fig. 2).

The challenge of this survey is to directly image planets around relatively mature and quiet stars where high-precision RV monitoring detected low-mass planets. Indeed old systems (>100 Myr) are rarely observed in direct imaging to search for planets. With time, giant exoplanets cool down and their emitted light decreases, making their detection more difficult given current XAO planet imager performance. In addition, we note that RV-based low-mass planets come with a bias, because the presence of a signal from a giant planet may often lead to a stop of the observations on this system (see the discussion in Sect. 6.1).

We derived homogeneously the masses for each star in the sample by following the method from [Gaia Collaboration \(2023\)](#), see their Appendix E. This uses the magnitude in the *G* band from the *Gaia* Data Release 3, as well as the age and the metallicity of the stars homogeneously re-analyzed in the following sections. This is the first time that the mass of GJ 649 is estimated. As for the other stars of the sample, the masses derived are consistent with the previous ones published at 1σ or 2σ when considering only the *Gaia* uncertainty, as the uncertainty value from the literature is not always available.

The detailed target properties (distance, spectral type, stellar host mass and radius, duplicity or multiplicity, number of planets and presence of a debris disk) are reported in Table 1. We derived homogeneously the age for each star of our sample and the metallicity for each GK star. Both methods are described in Appendices B and C, respectively, and associated results in Tables B.1 and C.1, and in Figs. B.1 and C.1. We note that three out of the twelve GK stars from our sample have super-solar metallicity (HD 102365, HD 154088 and HD 3651), two consistent with solar-like metallicity (HD 69830, 61 Vir) and for the fifteen M-stars, no reliable metallicity constraints (see Appendix C). This could impact our results concerning the GK-stars, because the presence of giant planets if formed via core-accretion ([Pollack et al. 1996](#)) is correlated with super-solar metallicity (see e.g., [Fischer & Valenti 2003](#), and our discussion in Sect. 6.2.2). Stellar metallicity was not a criterion back to the time of the sample design, already restricted to 27 systems owing to required visibility from the VLT, presence of suggested close-in low-mass planets and the very nearby location of the systems (within 20 pc) to maximize high-contrast imaging sensitivity. Below, we describe the architectures of the systems from our sample.

2.2. Prior knowledge of the planetary system architectures

We point out that the systems in our sample show a diversity of architectures, see Fig. 3. Some systems are known to host a debris disk (61 Vir, GJ 433, GJ 581, GJ 649, HD 20794, HD 38858 and HD 69830), others to be part of binary (GJ 229, HD 3651, HD 99492, and HD 102365) or even multiple-star (GJ 667 C) system. Table 1 gives details on the architecture of each system in our sample, whereas Table 2 summarizes the number of systems with a specific architecture. We provide a review on the state of the art of each system in the Appendix A.

Regarding the planets known in our sample, we note that some are debated in the literature, and thus we label them as unconfirmed. In the 27 systems of the survey, four systems have only unconfirmed low-mass planets, while the 23 other systems are known to host such confirmed planets (see Fig. 4). We define in this work low (minimal) mass planets as being less massive than $95 M_{\oplus}$ (i.e., sub-Saturn-mass planets). Some of the known planets in our sample correspond to the so called super-Earth (rocky) or sub-Neptune planets (with a gaseous envelope). We consider (e.g., in Tables 1 and 2) as super-Earth a planet with a

Table 1. Target properties, including both stellar and system properties.

System	Distance (pc)	Spectral type	Stellar mass (M_{\odot})	Stellar radius (R_{\odot})	Super-Earth		Sub-Saturn		Ref.	Debris disk	Binary system
					conf.	unconf.	conf.	unconf.			
GJ 163	15.14	M3.5	0.46 ± 0.05	–	2	2	3	2	1, <i>a</i>	–	–
GJ 176	9.49	M2.5	0.52 ± 0.05	–	1	0	1	1	2, <i>b</i>	–	–
GJ 180	11.95	M2	0.44 ± 0.05	–	2	1	2	1	3, <i>ac</i>	–	–
BD-061339	20.31	M0V	0.65 ± 0.05	–	0	1	1	2	4, <i>ad</i> , 5, <i>ad</i>	–	–
GJ 229	5.76	M2	0.57 ± 0.05	–	2	0	2	0	3, <i>ac</i>	–	Yes
GJ 422	12.68	M3.5	0.42 ± 0.05	–	1	0	1	0	6, <i>ac</i>	–	–
GJ 433	9.08	M1.5	0.50 ± 0.05	–	2	0	2	1	7, <i>a</i>	Yes	–
GJ 581	6.30	M3	0.35 ± 0.05	0.30 ± 0.01	3	3	3	3	8, <i>a</i>	Yes	–
Wolf 1061	4.31	M3V-M4.5V	0.35 ± 0.05	0.33 ± 0.01	2	1	2	1	9, <i>a</i>	–	–
GJ 649	10.39	M1.5	0.54 ± 0.05	0.54 ± 0.02	0	1	0	1	10, <i>e</i>	Yes	–
GJ 667C	7.24	M1.5	0.35 ± 0.05	0.30 ± 0.02	2	5	2	5	11, <i>ade</i>	–	Yes
GJ 674	4.55	M2.5V	0.40 ± 0.05	–	1	0	1	0	12, <i>a</i>	–	–
GJ 682	5.01	M3.5	0.31 ± 0.05	–	0	2	0	2	3, <i>ac</i>	–	–
GJ 832	4.97	M1.5	0.48 ± 0.05	0.50 ± 0.02	0	1	0	1	13, <i>adf</i>	–	–
GJ 3998	18.18	M1.5	0.55 ± 0.05	–	2	0	2	0	14, <i>g</i>	–	–
HD 20794	6.04	G8V	0.79 ± 0.05	–	3	3	3	3	15, <i>a</i>	Yes	–
HD 3651	11.11	K0V	0.86 ± 0.06	–	0	0	1	0	16, <i>h</i>	–	Yes
HD 38858	15.21	G2V	0.91 ± 0.06	–	1	0	1	1	17, <i>a</i>	Yes	–
HD 40307	12.93	K2.5V	0.71 ± 0.05	–	4	2	4	2	18, <i>a</i>	–	–
HD 69830	12.58	G8	0.88 ± 0.06	0.91 ± 0.02	3	0	3	0	19, <i>a</i>	Yes	–
HD 85512	11.28	K6V	0.70 ± 0.05	–	1	0	1	0	15, <i>a</i>	–	–
HD 99492	18.16	K2V	0.84 ± 0.05	–	0	0	1	0	20, <i>e</i>	–	Yes
HD 102365	9.32	G3V-G5V	0.81 ± 0.05	–	0	1	0	1	21, <i>f</i>	–	Yes
61 Vir	8.53	G7V	0.92 ± 0.05	–	2	0	2	1	22, <i>f</i>	Yes	–
HD 136352	14.74	G2V	0.83 ± 0.05	–	3	0	3	0	23, <i>a</i>	–	–
HD 154088	18.27	K0IV-V	0.94 ± 0.05	–	1	0	1	0	24, <i>a</i>	–	–
HD 189567	17.93	G2V	0.85 ± 0.05	–	2	0	2	0	24, <i>a</i>	–	–

Notes. For each system, we indicate the presence of confirmed (“conf.”) or debated (“unconf.”) super-Earth and sub-Saturn mass planets, and if it is known to host a debris disk (see the references in Appendix A). The system is marked as binary if it is bound to a star or brown dwarf with a mass $\geq 20 M_{\text{Jup}}$ (references in Appendix A). We give the references for the first planet discovered (even if the planet was debated afterwards) for each system in the column “Ref.” and the RV instrument(s) enabling the discovery. We review the literature on the presence of additional planet(s) and their (un)confirmed status in Appendix A, with corresponding references therein. The stellar masses come from this work. The distances are taken from the *Gaia* Early Data Release 3, with distance uncertainties given in Appendix A.

References. Discovery papers: 1 = Bonfils et al. (2013b), 2 = Endl et al. (2008), 3 = Tuomi et al. (2014), 4 = Lo Curto et al. (2013), 5 = Arriagada et al. (2013), 6 = Feng et al. (2020), 7 = Delfosse et al. (2013), 8 = Bonfils et al. (2005), 9 = Wright et al. (2016), 10 = Johnson et al. (2010b), 11 = Anglada-Escudé et al. (2012), 12 = Bonfils et al. (2007), 13 = Wittenmyer et al. (2014), 14 = Affer et al. (2016), 15 = Pepe et al. (2011), 16 = Fischer et al. (2003), 17 = Mayor et al. (2011), 18 = Mayor et al. (2009b), 19 = Lovis et al. (2006), 20 = Marcy et al. (2005), 21 = Tinney et al. (2011), 22 = Vogt et al. (2010b), 23 = Udry et al. (2019), 24 = Unger et al. (2021). Instruments used for the discovery paper: *a* = ESO/HARPS, *b* = Hobby-Eberly Telescope (HET, Ramsey et al. 1998) with the High-Resolution Spectrograph (HRS, Tull 1998), *c* = Ultraviolet and Visual Echelle Spectrograph (UVES, Dekker et al. 2000), *d* = Magellan Clay telescope Planet Finder Spectrograph (Crane et al. 2006, 2008, 2010), *e* = Keck Observatory High-Resolution Echelle spectrometer (HIRES, Vogt et al. 1994), *f* = Anglo-Australian Telescope (AAT) with the University College London Echelle Spectrograph (UCLES, Diego et al. 1990), *g* = Telescopio Nazionale Galileo (TNG) HARPS-N (Cosentino et al. 2012), *h* = Lick Hamilton spectrometer (Vogt 1987).

(minimal) mass less than $20 M_{\oplus}$, and stress that this definition differs in studies (e.g., Izidoro et al. 2015; Schlecker et al. 2021; Mayor et al. 2011; Bryan et al. 2019; Burn et al. 2021).

For a handful of companions in our sample, the absolute masses are known via transit or astrometry. The transiting planets are the three known planets in the system HD 136352 (transits seen with TESS and CHEOPS; Kane et al. 2020; Lovos et al. 2022; Delrez et al. 2021). In particular, the planet HD 136352 b has a radius of $1.66 \pm 0.05 R_{\oplus}$ (see Appendix A), i.e., close to the photo-evaporation valley observed at about $1.8 R_{\oplus}$ for close-in planets. The photo-evaporation valley is believed to represent the separation between super-Earth and sub-Neptune-like planets (Fulton et al. 2017). In addition, by combining RV measurements with the astrometry from *Gaia* and HIPPARCOS, the

absolute mass of the brown dwarf GJ 229 B was constrained to $71.4 \pm 0.6 M_{\text{Jup}}$ (Brandt et al. 2021).

3. Observations

We first present the 47 VLT/SPHERE observations from our survey, then the archival data used (HARPS, *Gaia* and HIPPARCOS).

3.1. VLT/SPHERE

Our survey was conducted between 2017 and 2022. The observations were acquired with the VLT/SPHERE high-contrast

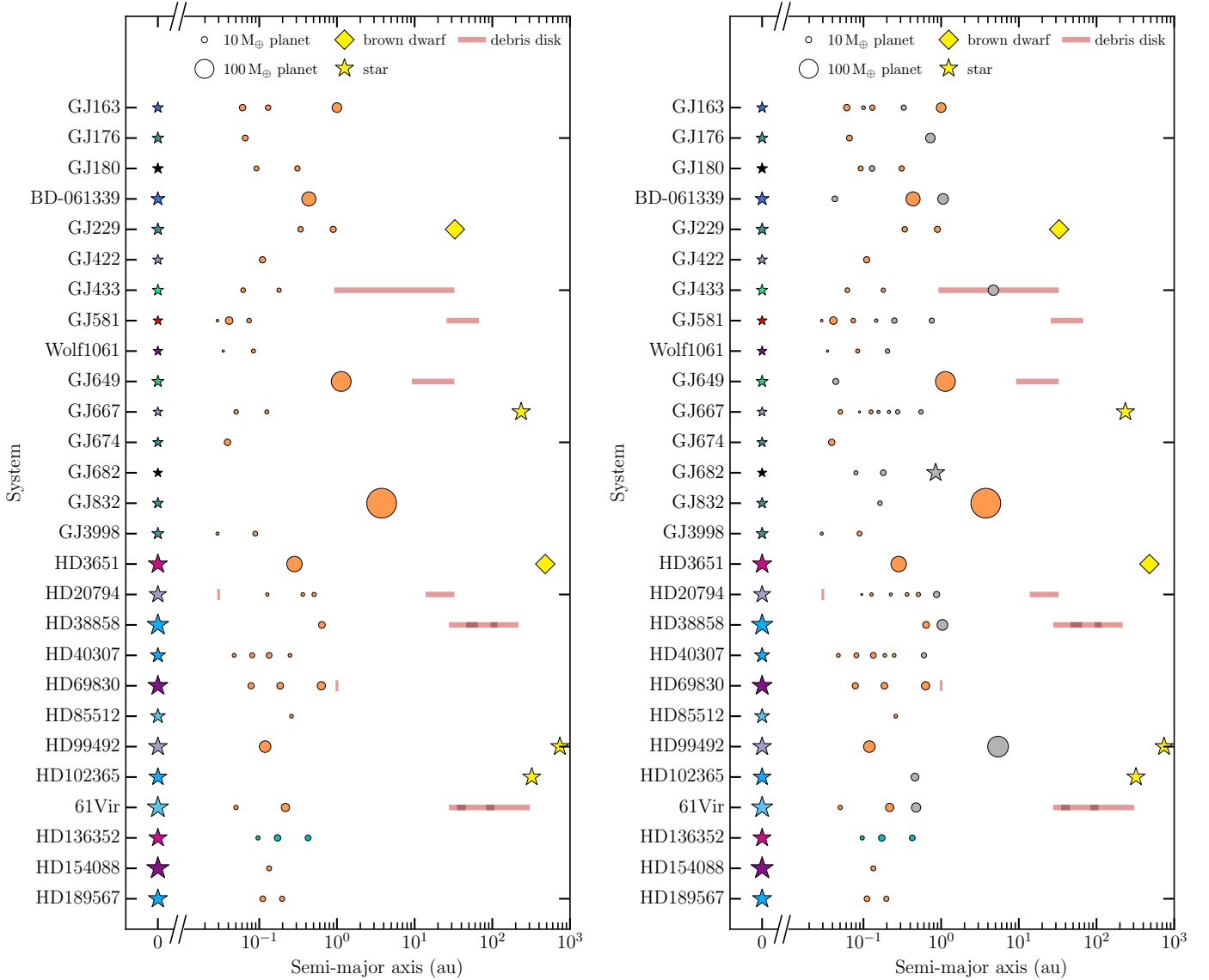


Fig. 3. Overview of the 27 systems in our sample. The planets are represented in orange if the minimal mass is used to scale the circle radius, in blue (HD 136352) if the absolute mass is used instead. On the right image, we added the unconfirmed planets in gray. We indicate the expected locations of the known debris disk(s) with red horizontal rectangles, with two possible structures for 61 Vir and HD 38858, either a single-belt or a two-belt (darker region only) architecture. For the host star, the color code is the same than in Fig. 2, and the bigger the star marker is, the higher the stellar mass. The references for each system (star, planet, debris disk and/or binary companion) are indicated in Appendix A.

Table 2. Summary of the characteristics of the systems in our sample.

Planetary systems considered	Total	Debris disk	Binary system
All the systems	27	7	5
Systems with confirmed sub-Saturn	23	6	4
Systems with confirmed super-Earth	19	6	1

instrument (Beuzit et al. 2019). All first-epoch observations were obtained with the IRDIFS mode, while additional observations to confirm the status of the point-source detections were acquired either with the IRDIFS or IRDIFS-EXT modes. Both of the modes combine simultaneously the IRDIS (Dohlen et al. 2008) and IFS instruments (Claudi et al. 2008). The IRDIFS

mode uses IRDIS in dual-band imaging (DBI, Vigan et al. 2010) with the H2H3 filter doublet ($\lambda_{H2} = 1.593 \pm 0.055 \mu\text{m}$, $\lambda_{H3} = 1.667 \pm 0.056 \mu\text{m}$), and IFS in the YJ (0.95–1.35 μm) spectral bands, while the IRDIFS-EXT mode operates for IRDIS with the K1K2 filter ($\lambda_{K1} = 2.103 \pm 0.102 \mu\text{m}$, $\lambda_{K2} = 2.255 \pm 0.109 \mu\text{m}$) and for IFS with the YJH (0.97–1.66 μm) bands. We used the pupil-tracking mode for each observational sequence. This strategy of observation enables to process the data with the angular (ADI, Marois et al. 2006) and/or spectral differential imaging techniques (SDI, Racine et al. 1999; Sparks et al. 2002), with the combination of ADI and SDI noted ASDI, to achieve higher contrast at sub-arcsecond separations.

Table D.1 reports the individual setup of the 47 observations, as well as the observational conditions; those distributions are shown in Fig. D.1. The seeing (ϵ) and the atmospheric coherence time parameters (τ_0) were obtained from the Atmospheric Site Monitor on the platform of the Paranal observatory, whereas

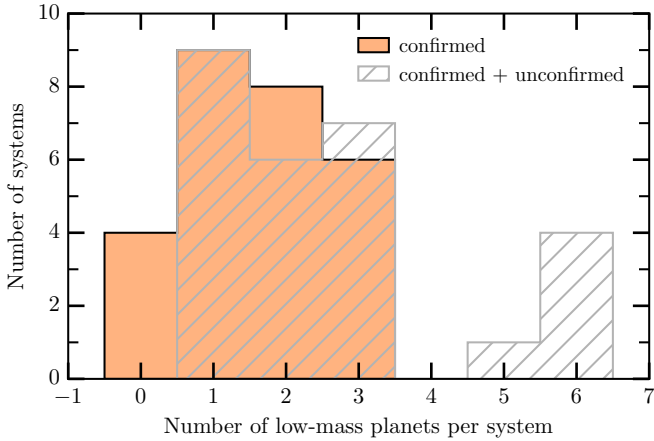


Fig. 4. Number of close-in (≤ 1 au) low-mass ($\leq 95 M_{\oplus}$) planets per system in our sample. In orange is indicated the multiplicity based on the confirmed planets, while in gray, it is based on both confirmed and unconfirmed planets. Bins are centered on their corresponding multiplicity value, i.e., four systems do not have confirmed low-mass planets (GJ 649, GJ 682, GJ 832, HD 102365), even though at least one has been suggested in the literature (see details in Appendix A).

the Strehl ratio (S_r) is measured by the SPHERE eXtreme AO (SAXO, Petit et al. 2014) real-time computer (SPARTA, Fedrigo et al. 2006).

Most of the systems were observed once, while a few up to three or even five times, due to companion candidates or because the observations were repeated as the observational conditions degraded, and hence the requirements were not matched.

3.2. Archival data (HARPS, Gaia, and HIPPARCOS)

In synergy with direct imaging observations, we use radial velocity and astrometric measurements to better constrain the presence of giant companions.

All the systems of the survey have low-mass planets discovered by radial velocity, and except HD 3651, all the systems of the survey were observed at least with HARPS. In this work, we use the RV data to set constraints on the detection limits in terms of planet mass and location in each system of the survey. We only use RV data from HARPS to avoid potential biases between instruments, though we note a possible bias between before and after the change of fiber in May 2015 (Lo Curto et al. 2013). A more complete analysis using all available RV measurements would be optimal, but this is beyond the scope of this paper focused on the direct imaging exploration of these mature systems. We note that in-depth studies exploiting various RV spectrographs have already been published in the literature on the systems from our sample, see Appendix A.

In addition, *Gaia* and HIPPARCOS data measurements exist for all the targets except GJ 667C. We use both the proper motion anomaly, (Kervella et al. 2019, 2022) and excess noise (Kiefer et al., in prep.) to look for the evidence of the presence of a binary companion, and to set constraints on the presence of planets for each system. The proper motion anomaly is computed by using long-term proper motion, i.e., the difference between HIPPARCOS and *Gaia* measurements (over a baseline of $2015.5 - 1991.25 = 24.25$ yr) and near-instantaneous proper motions. Regarding the excess noise, this represents the difference between the dispersion of the estimated *Gaia* measurements at the estimated times of observations and the instrumental and intrinsic *Gaia* noise (Kiefer et al., in prep.). We note that from

the *Gaia* Data Release 3, none of our targets is classified as a non-single star, either via astrometry or spectroscopy.

4. Data reduction

In the following sections, we describe the data reduction regarding the high-contrast imaging observations, more briefly the one for the radial velocity measurements.

4.1. Direct imaging

The SPHERE observations were first pre-processed by the SPHERE Data Center (Delorme et al. 2017), using the SPHERE Data Reduction and Handling pipeline (Pavlov et al. 2008). The pre-processing includes correction for bad pixels, dark current, flat non-uniformity, the sky background for both IRDIS and IFS, and for the wavelength and cross-talk between spectral channels in the calibration for IFS. The centering of the coronagraphic images is carried out by means of the four satellite spots which determine the precise position of the star behind the coronagraphic mask. The astrometry of both IRDIS and IFS on sky is calibrated with past regular observations of a star crowded field (47 Tuc) as described in Maire et al. (2016, 2021). It includes measurements of the detector plate scale, true north and distortion.

Second, we independently applied on all the observations two post-processing pipelines named ANDROMEDA (Cantalloube et al. 2015) and SpeCal (Galicher et al. 2018) to remove the starlight residuals in the coronagraphic images via the ADI or ASDI techniques, and to reveal putative planetary companions. ANDROMEDA is a forward-modelling approach using the maximum likelihood estimator (Mugnier et al. 2009). It performs a simple pair-wise subtraction before tracking for the specific planetary signature that appears after the subtraction. Jointly for all pair of subtracted images, it fits the flux and position of each planetary signature. The SpeCal pipeline includes a set of different baseline algorithms such as classical ADI (cADI, Marois et al. 2006), locally optimized combination of images (LOCI/TLOCI, Lafrenière et al. 2007) and principal component analysis (PCA, Amara & Quanz 2012; Soummer et al. 2012).

The detection limits of the different post-processing techniques are shown in Fig. 5. Regarding IRDIS observations, ANDROMEDA-ASDI and ADI perform better than SpeCal-cADI and SpeCal-TLOCI-ADI at close separations, while for IFS data, SpeCal-PCA-ASDI (Mesa et al. 2015) performs better than ANDROMEDA-ASDI or ADI. For the sake of completeness, we show the IRDIS and IFS reduced images in terms of contrast relative to the host star in Figs. E.1, E.2 and E.4, for the mentioned SpeCal algorithms, and in Figs. E.3 and E.5 the signal-to-noise ratio (S/N) maps for ANDROMEDA-ADI, respectively.

Companion candidates are identified based on the following methodology: detection of close ($\leq 2''$) and faint ($\leq 10^{-5}$) point-like sources are estimated from the more sophisticated processing ANDROMEDA (both ADI and ASDI versions), whereas easier point-source detections (farther out or brighter) are considered from the baseline processing cADI. A comparison between ANDROMEDA and cADI detections is shown in Fig. F.1, with a few additional point-source detections in ANDROMEDA reduced images.

4.2. Radial velocities

The HARPS RV data were processed following the ESO pipeline to obtain time series of the RV signals and uncertainties. The

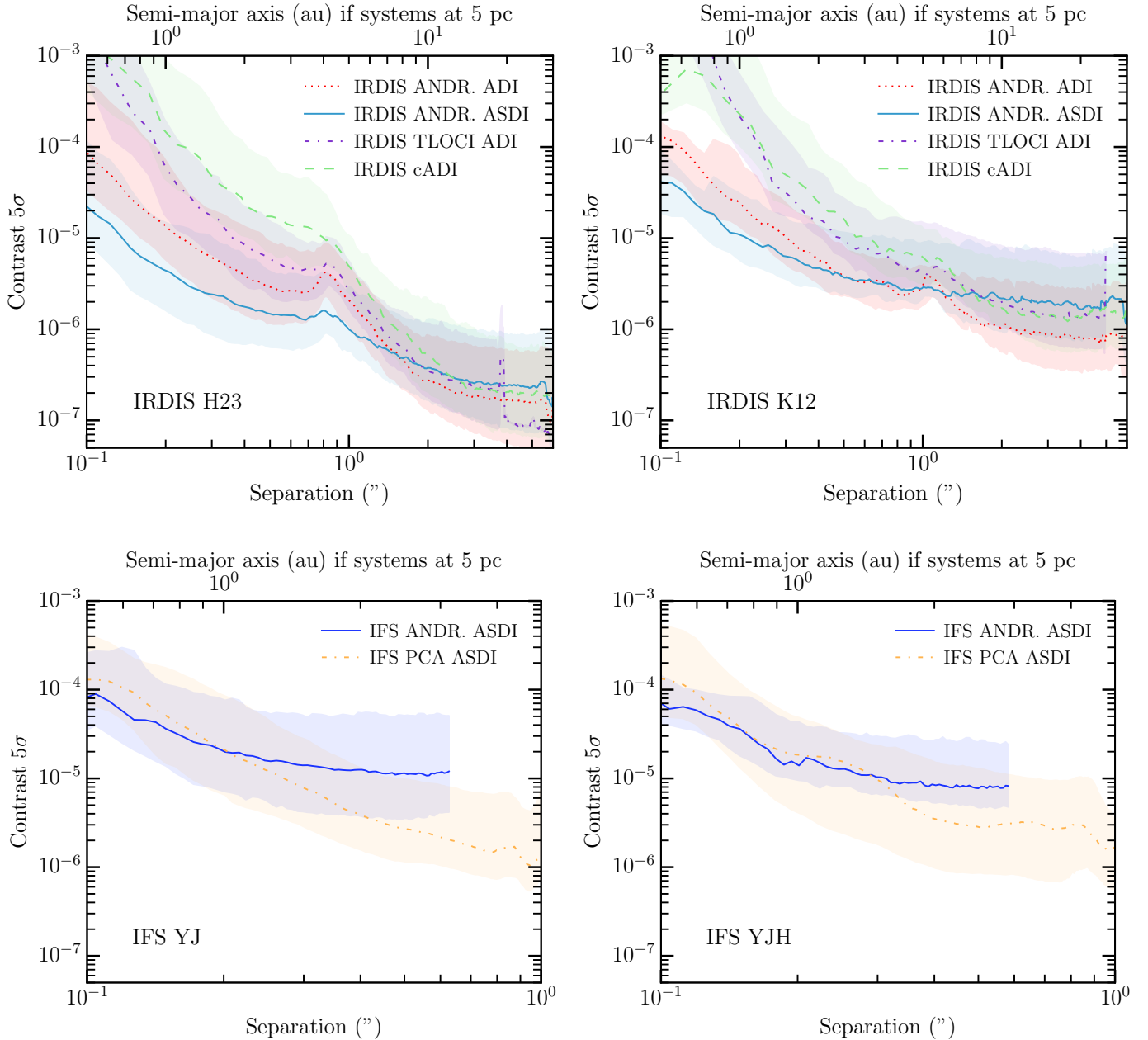


Fig. 5. Sensitivity of our observations in terms of contrast with respect to the host star for the whole survey. Top panels: detection limits from SPHERE-IRDIS in the H23 (on the left) and K12 (on the right) bands for ANDROMEDA-ADI, ANDROMEDA-ASDI, SpeCal-TLOCI ADI and SpeCal-cADI post-processing. Bottom panels: detection limits from SPHERE-IFS in YJ (on the left) and in YJH (on the right) for ANDROMEDA-ASDI and SpeCal-PCA-ASDI reductions. The detection limits are given as a function of the separation to the star, also expressed as semi-major axis for systems located at 5 pc, following semi-major axis (au) = separation (″) × distance (pc).

RV measurements were mainly used to estimate the RV detection limits described in Sect. 5.4. By using the DACE tool (Buchschacher et al. 2015), we removed from the time series the Keplerian signal associated with the planets already discovered and confirmed by RV based on the literature values, except for GJ 649 and GJ 3998 as only a limited number of HARPS measurements are available. This step enables to remove the impact of known confirmed planets on determination of the detection limits.

The change of fiber in HARPS in May 2015 may cause some differences in the RV signal measured between before and after the operation (Lo Curto et al. 2015). This can result in an offset between both measurements of about 20–50 m s⁻¹. We added

the offset as a free parameter when relevant. If only a negligible number of measurements have been acquired after the fiber operation, we did not consider them in our RV time series.

5. Results

We describe the classification of our detections of giant planet or brown dwarf candidates in Sect. 5.1. In Sect. 5.2, we report the bound and ambiguous point-source detections, and the ones likely caused by instrumental artifacts. In Sect. 5.3, we derive constraints on the potential companions consistent with measurements from *Gaia* and HIPPARCOS for each system of our sample. Last in Sect. 5.4, we derive the probability of detection

Table 3. Overview of the SPHERE-IRDIS and SPHERE-IFS point-source detections per observation, as well as the status of these detections.

Observation information				Detections	Status of the detections							
Target	Date	Instru.	Filter		Total	(CMD)		(PM)		(CMD and/or PM)		
				Bkg.		Promising	Bkg.	Not re-det.	Bkg.	Inst. Art.	Bound	Ambi.
GJ 176	2018-10-08	IRDIS	H23	1	1	0	0	0	1	0	0	0
BD-061339	2018-11-24	IRDIS	H23	2	2	0	0	0	2	0	0	0
GJ 229	2018-11-27	IRDIS	H23	2	1	1	0	0	1	0	1	0
GJ 422	2018-01-28	IRDIS	H23	13	12	1	2	11	13	0	0	0
GJ 422	2019-11-25	IRDIS	K12	2	1	0	2	0	2	0	0	0
GJ 422	2020-01-18	IRDIS	K12	3	2	0	3	0	3	0	0	0
GJ 433	2018-02-02	IRDIS	H23	1	1	0	1	0	1	0	0	0
GJ 433	2019-06-08	IRDIS	K12	1	0	0	1	0	1	0	0	0
GJ 433	2020-01-20	IRDIS	K12	1	0	0	1	0	1	0	0	0
Wolf 1061	2017-07-28	IRDIS	H23	1	1	0	0	0	1	0	0	0
GJ 667	2017-06-27	IRDIS	H23	142	138	0	0	0	138	0	0	4
GJ 667	2017-06-27	IFS	YJ	1	0	0	0	0	0	0	0	1
GJ 674	2017-07-14	IRDIS	H23	18	18	0	5	13	18	0	0	0
GJ 674	2021-07-04	IRDIS	K12	11	4	0	4	7	6	0	0	5
GJ 674	2021-07-04	IFS	YJH	1	0	0	1	0	1	0	0	0
GJ 682	2017-06-23	IRDIS	H23	20	19	1	20	0	20	0	0	0
GJ 682	2017-07-20	IRDIS	H23	26	24	1	19	7	25	0	0	1
GJ 682	2019-07-05	IRDIS	K12	10	6	1	10	0	10	0	0	0
GJ 832	2017-05-27	IFS	YJ	1	0	0	0	1	0	1	0	0
GJ 832	2022-07-29	IRDIS	H23	1	1	0	0	1	1	0	0	0
GJ 3998	2017-05-14	IRDIS	H23	1	1	0	0	0	1	0	0	0
HD 38858	2018-11-23	IRDIS	H23	1	1	0	0	0	1	0	0	0
HD 85512	2017-04-01	IRDIS	H23	3	3	0	1	2	3	0	0	0
HD 85512	2017-12-30	IRDIS	H23	3	3	0	1	2	3	0	0	0
HD 85512	2019-11-25	IRDIS	K12	2	1	0	1	1	1	1	0	0
HD 85512	2020-01-03	IRDIS	K12	1	1	0	1	0	1	0	0	0
HD 99492	2018-02-03	IRDIS	H23	1	1	0	0	0	1	0	0	0
HD 136352	2017-07-14	IRDIS	H23	17	17	0	7	10	17	0	0	0
HD 136352	2020-03-16	IRDIS	K12	5	1	0	5	0	5	0	0	0
HD 154088	2017-06-21	IRDIS	H23	29	27	2	9	20	29	0	0	0
HD 154088	2019-07-22	IRDIS	K12	5	1	0	5	0	5	0	0	0
HD 154088	2021-07-04	IRDIS	K12	11	1	3	10	1	10	0	0	1

Notes. The observations with non-detections are not listed. More details on the classification of the companion candidates are given in Sects. 5.1 and 5.2. “Bkg.” stands for a background star; “Not re-det.” for not re-detected; “Inst. Art.” for instrumental artifact, “Ambi.” for ambiguous, “CMD” for Color Magnitude Diagram; “PM” for Proper Motion.

in terms of mass and semi-major axis for each system providing the detection sensitivities of our VLT/SPHERE high-contrast imaging observations, the *Gaia* and HIPPARCOS data, and the HARPS radial velocity measurements.

5.1. Overview of the direct imaging results

Over 47 SPHERE observations, 337 point sources have been detected by SpeCal (bright or large-separation companion candidates) and ANDROMEDA (faint and close candidates). Table 3 lists the number of companion candidates for each observation both for the IRDIS and IFS instruments, as well as their detection status (background contaminant, companion, instrumental artifact or ambiguous), also shown in Fig. 6.

We used two independent criteria to find out about the nature of the companion candidates. The first criterion consists in extracting the photometry in two bands, H2H3 (or K1K2), and comparing it with empirical and theoretical predictions on a CMD, see Fig. 7. The empirical expectation is based on a

sequence of old known brown dwarfs and substellar objects for different spectral types (symbols). The theoretical predictions are from the COND evolutionary model (lines, Baraffe et al. 2003). This model describes the evolution of the internal structure of a planet with time, and gives constraints on the physical properties of the planet, such as its luminosity, mass, effective temperature, surface gravity, and radius. The promising point-source detections are defined as having similar photometric magnitudes than the empirical sequence of known substellar objects, while the other detections are likely to be background contaminants. In particular, one can define the area of background contaminants as the one corresponding to faint objects ($M_{H2} \geq 15$ mag) and without color ($H2-H3 \lesssim -1$ mag). Reciprocally, the brighter point-source detections or with a significant color are considered as promising. For promising detections, we asked for additional epochs in the K12 dualband, such as for the systems GJ 422, GJ 682, and HD 154088.

The same principle applies for K12 observations, except some difficulties arise to define a background contaminant zone.

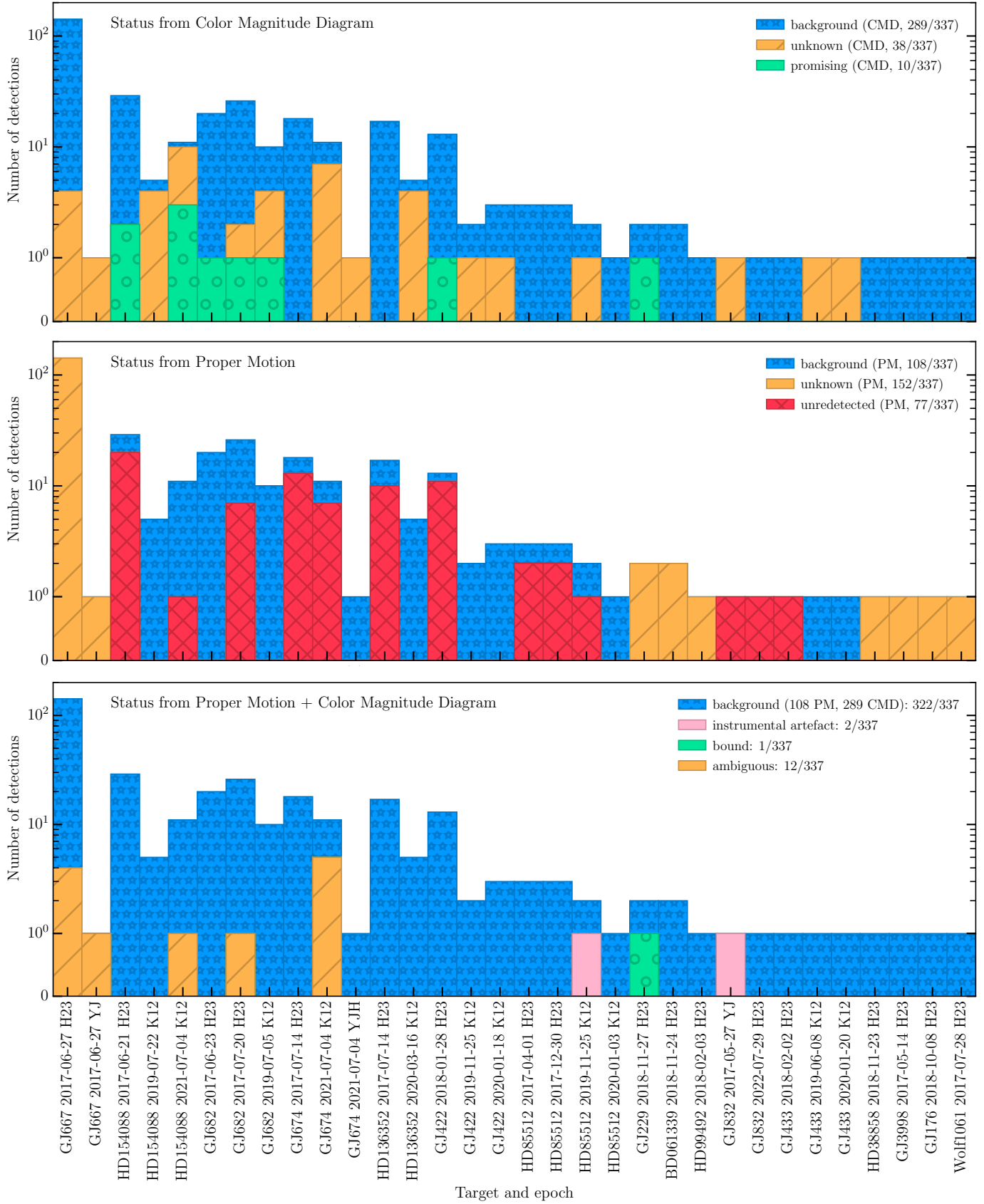


Fig. 6. Status of all the point-source detections with SPHERE-IRDIS and SPHERE-IFS ranked by system, epoch of observation and filter. Top panel: based only on the Color Magnitude Diagram criterion. Middle panel: based only on the Proper Motion Diagram criterion. Bottom panel: Final status of the point-source detections based on both criteria. There is one already known bound companion, corresponding to the brown dwarf GJ 229 B, and none new.

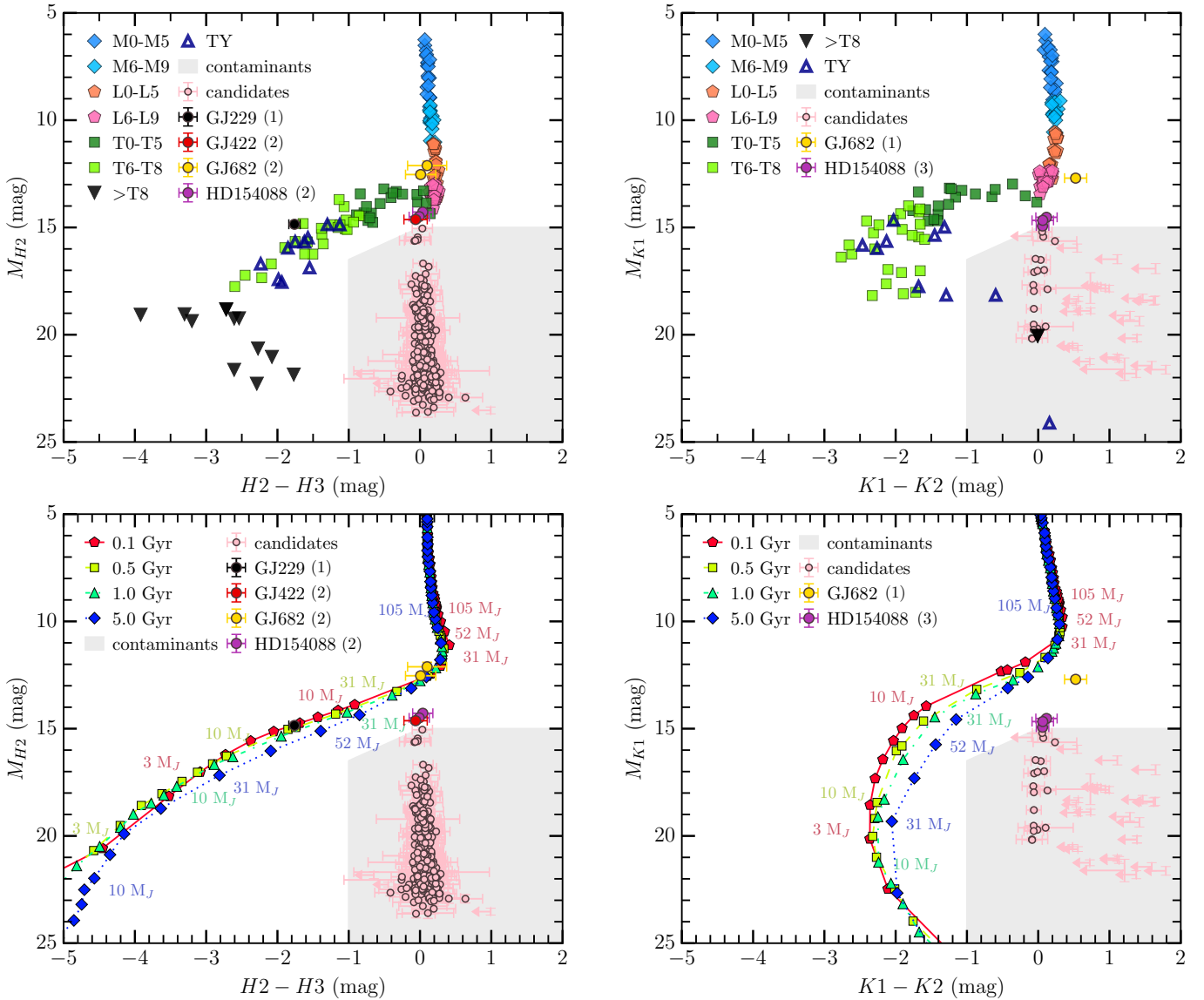


Fig. 7. Color Magnitude Diagram in the band H23 (left) and K12 (right) for all the point sources detected in the H2 and/or K1 band over the whole survey. Top panel: the sequence of known giant planets and brown dwarfs of different spectral types is shown (the photometry from MLTY brown dwarfs is taken from <https://cass.ucsd.edu/~ajb/browndwarfs/spexprism/index.html>). Bottom panel: isochrones from the evolutionary models COND (Baraffe et al. 2003) are plotted for different object masses.

Indeed, our direct imaging observations are sensitive to companions with an effective temperature down to 400 K (see Fig. 8) corresponding to giant planets of TY spectral type. Those objects are very faint in the K1 band, and some of them with a color $K1-K2$ close to zero, hence they could be confused with background stars (see Fig. 7). In addition, another issue arose, as a dozen point-source detections are only detected in the K1 band (and not in the K2 band). On the one hand, this could be interpreted positively as the K2 band corresponds to methane absorption. Thus, it may advocate for the presence of an exoplanet with methane in its atmosphere. On the other hand, if the point-source detection is faint in the K1 band, the absence of detection in the K2 band could suggest that the detection is rather an instrumental artifact than a real object. We note that both the GJ 682 and HD 154088 systems possess promising point-source detections based on the CMD in the K12 bands, coinciding with the promising detections in the H23 bands. In summary, we could flag 289 companion candidates as background contaminants, 10 as promising, and

38 remain as unknown as only detected with the IFS, or in one of the IRDIS dual band, H2 or K1 (see Fig. 6, top panel).

The second criterion is the relative motion of the point-source detections with respect to their host stars when comparing at least two epochs. If a detection is a background star, its expected location in the second epoch can be derived by knowing the proper and parallactic motion of its host star. Conversely, if a companion candidate is detected at about the same location relative to the star between two epochs, it suggests it is bound to the star, by assuming its orbital motion is small. Of the 27 systems of our sample, 11 have been observed at least twice, either as having promising companion candidates or because the observational conditions did not satisfy the requirements asked for. We have 108 point-source detections flagged as background contaminants based on this absolute criterion, summarized in Fig. 6. Proper motion diagrams are shown in Figs. A.1–A.7. For 77 companion candidates, new observations were acquired at a second epoch, but the companion candidates were not

Table 4. Relative astrometry and photometry with respect to their host star of the point-source detections in our SPHERE survey labeled as promising, ambiguous or instrumental artifacts.

Target	Epoch	Instr.-Filt.	$\Delta\alpha$ (mas)	$\Delta\delta$ (mas)	Separation (mas)	PA ($^\circ$)	Contrast	S/N	Status	ID
GJ 229	2018-11-27	IRDIS-H2	228 ± 12	-5204 ± 3	5209 ± 12	177.5 ± 0.8	$(2.0 \pm 0.1) \times 10^{-4}$	88	bound	–
GJ 667	2017-06-27	IFS-YJ	-535 ± 3	-159 ± 3	558 ± 3	253.5 ± 0.3	$(3.1 \pm 0.4) \times 10^{-5}$	7	ambi.	1
GJ 667	2017-06-27	IRDIS-H2	-2526 ± 15	-1437 ± 10	2906 ± 15	240.4 ± 0.2	$(8.0 \pm 0.1) \times 10^{-7}$	13	ambi.	2
GJ 667	2017-06-27	IRDIS-H2	-3462 ± 8	587 ± 8	3511 ± 8	279.6 ± 0.1	$(4.3 \pm 0.8) \times 10^{-7}$	6	ambi.	3
GJ 667	2017-06-27	IRDIS-H2	3760 ± 40	3004 ± 12	4813 ± 40	51.4 ± 0.2	$(6.8 \pm 1.0) \times 10^{-7}$	8	ambi.	4
GJ 667	2017-06-27	IRDIS-H2	5885 ± 8	-424 ± 8	5901 ± 8	94.1 ± 0.1	$(1.2 \pm 0.2) \times 10^{-6}$	7	ambi.	5
GJ 674	2021-07-04	IRDIS-K1	-1550 ± 27	-2677 ± 6	3093 ± 27	210.1 ± 0.2	$(9.4 \pm 1.7) \times 10^{-7}$	6	ambi.	6
GJ 674	2021-07-04	IRDIS-K1	986 ± 10	-5092 ± 10	5187 ± 10	169.0 ± 0.6	$(2.4 \pm 0.2) \times 10^{-6}$	12	ambi.	7
GJ 674	2021-07-04	IRDIS-K1	-2382 ± 9	-2825 ± 9	3695 ± 9	220.1 ± 0.2	$(2.6 \pm 0.3) \times 10^{-6}$	12	ambi.	8
GJ 674	2021-07-04	IRDIS-K1	-3206 ± 11	-4354 ± 11	5407 ± 11	216.4 ± 0.2	$(2.6 \pm 0.3) \times 10^{-6}$	12	ambi.	9
GJ 674	2021-07-04	IRDIS-K1	226 ± 7	-2601 ± 7	2611 ± 7	175 ± 2	$(1.6 \pm 0.2) \times 10^{-6}$	9	ambi.	10
GJ 682	2017-07-20	IRDIS-H2	3571 ± 5	1667 ± 6	3941 ± 5	65.0 ± 0.1	$(3.6 \pm 0.5) \times 10^{-7}$	8	ambi.	11
GJ 832	2017-05-27	IFS-YJ	487 ± 3	194 ± 3	524 ± 3	68.3 ± 0.3	$(2.7 \pm 0.9) \times 10^{-6}$	4	inst. art.	–
HD 85512	2019-11-25	IRDIS-K1	911 ± 7	11 ± 4	912 ± 6	89.3 ± 0.2	$(4.5 \pm 2.2) \times 10^{-6}$	6	inst. art.	–
HD 154088	2021-07-04	IRDIS-K1	3525 ± 8	-4408 ± 7	5644 ± 8	141.3 ± 0.1	$(1.0 \pm 0.2) \times 10^{-6}$	6	ambi.	12

Notes. More information on the ‘‘Status’’ column is given in Sects. 5.1 and 5.2.

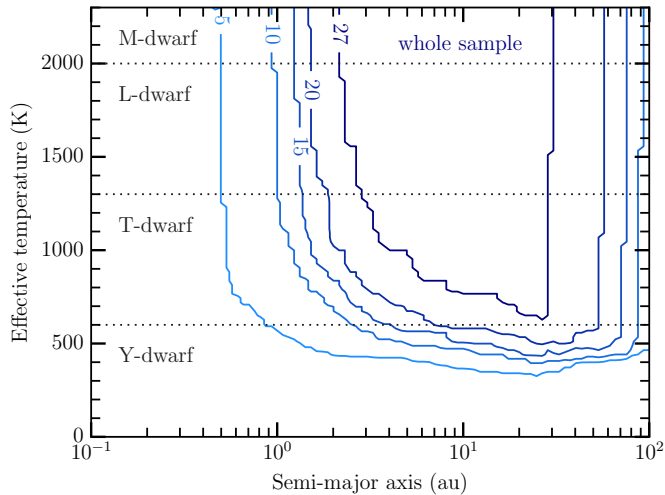


Fig. 8. Sensitivity for our direct imaging survey. The isocontours give the number of stars that have the sensitivity to detect companions at a probability of 50% for this given semi-major axis and effective temperature. The dotted lines represent the indicative effective temperatures of the transitions between Y and T-dwarfs (~ 600 K), T and L-dwarfs (~ 300 K), L and M-dwarfs (~ 2000 K).

re-detected at the expected location for a bound object and/or a stationary background contaminant. For some cases, the predicted location for a background contaminant was out of the field of view given the high proper motion of the star (see next section). The 152 ‘‘unknown’’ point-source detections correspond to companion candidates in system observed only once.

In total, we were able to flag 322/337 point-source detections as background contaminants, with 289 being from the CMD only and 108 from proper motion. We discuss the other 15 remaining companion candidates in the following section.

5.2. Substellar companion candidates

Of the 337 point-source detections with SPHERE-IRDIS and SPHERE-IFS, one is already known as the companion GJ 229 B (Nakajima et al. 1995), two are identified as instrumental artifacts (GJ 832, HD 85512), and the twelve others remain with an ambiguous nature, as we lack sufficient information to conclude definitively. Table 4 lists these 15 point-source detections, labeled as ‘‘bound’’, ‘‘instrumental artifact’’ ‘‘ambiguous’’, respectively, along with their relative astrometry and contrast with respect to their host star.

We list below the reasons why ambiguous companion candidates are labeled as such. We note that the ambiguous companion candidates are all detected in systems with a crowded field of view (see Table 3).

Candidate 1 (GJ 667): detected only with the IFS in the combined YJ bands in 2017-06-27, so we could not use the CMD criterion. There is no additional epoch of observation on the system GJ 667.

Candidate 2 (GJ 667): detected only in the band H2 (and not in the band H3) in 2017-06-27, hence we cannot conclude to its color H2-H3. There is no second epoch on the system GJ 667.

Candidates 3–5 (GJ 667): detected only in the band H2 in 2017-06-27 (and not in the band H3), hence we cannot use their color H2–H3 to conclude. There is no additional epoch of observation on the system GJ 667. We note these candidates are at separations $\geq 3''$, and what should look like point sources are in practice elongated azimuthally for separations $\geq 3''$ for the observation on GJ 667. This is caused by a too fast rotation of the field of view with respect to the frame exposure time. The greater the separation, the stronger the effect is. This could bias our flux estimation of the companion candidates 3, 4 and 5.

Candidates 6–10 (GJ 674): candidates detected only in the K1 band in 2021-07-04. If the companion candidates are

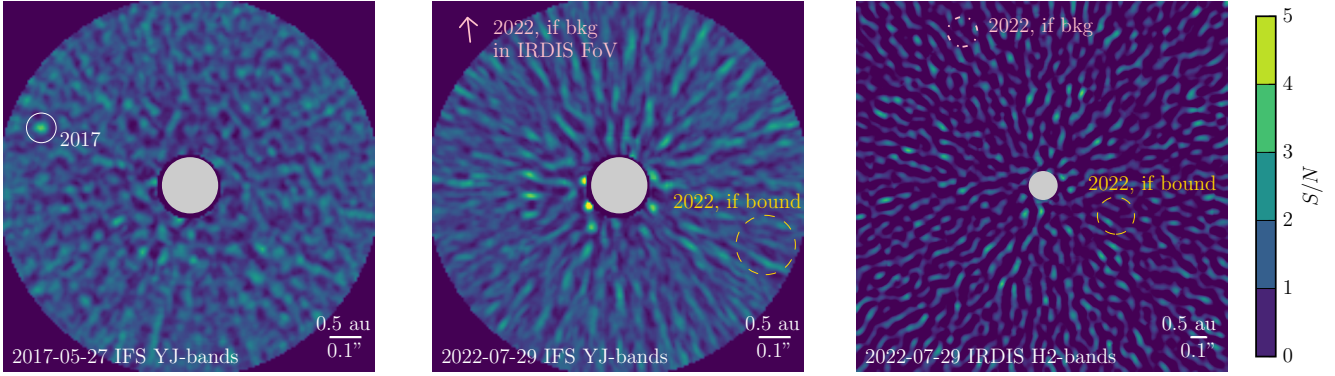


Fig. 9. Companion candidate in the system GJ 832: detected in the epoch 2017-05-27 (in the white circle) but not in 2022-07-29, neither at the expected location if bound (yellow dashed circle) or if a background contaminant (“bkg”, in the pink dashed circle visible only in the IRDIS field of view) in spite of better conditions of observation and higher detection sensitivity (see text for more information).

background stars, there are not expected to be in the field of view ($11'' \times 11''$ for IRDIS) of our other epoch of observation, 2017-07-14, acquired in H23, considering their location and the fact that the star GJ 674 A moves of $0.57'' \text{ yr}^{-1}$ in right-ascension, and $-0.88'' \text{ yr}^{-1}$ in declination (Gaia Collaboration 2020).

Candidate 11 (GJ 682): faint companion candidate detected only in the H2 band in 2017-07-20. The companion candidate is in the field of view of the previous epoch of observation 2017-06-23, but the epoch was acquired under poorer observation conditions which lead to poorer detection sensitivity. The companion candidate is out of the field of view of the third epoch of observation, 2019-07-05, as the proper motion of the star GJ 682 A is high ($0.71'' \text{ yr}^{-1}$ in right-ascension, $-0.94'' \text{ yr}^{-1}$ in declination, Gaia Collaboration 2020)

Candidate 12 (HD 154088): companion candidate detected both in K1 and K2 bands in 2021-07-04 with a promising CMD, but not detected in the epoch of observation 2019-07-22 in K12 dual band (acquired with poorer condition of observations) or in the other dual band H23 in 2017-06-21. Due to the proper motion of the star HD 154088 A ($0.83'' \text{ yr}^{-1}$ in right-ascension, $-0.27'' \text{ yr}^{-1}$ in declination, Gaia Collaboration 2020), if the companion candidate is a background star, it is expected to be out of the field of view.

Regarding the point-source detection in GJ 832 that we classified as an instrumental artifact, this was detected in the IFS data (epoch 2017-05-27) at a separation of 524 mas (i.e., 2.7 au), which could have been consistent with the giant planet already known from RV measurements ($m \times \sin(i) = 0.74 \pm 0.06 M_{\text{Jup}}$). However, if the imaged companion candidate was indeed the RV planet, the system GJ 832 should have been much younger (about 100 Myr), than the age estimation of 2.4 ± 0.3 Gyr (see Table B.1). Indeed, at 100 Myr, the imaged companion candidate could correspond to a planet of $1 M_{\text{Jup}}$ based on the evolutionary models COND, and be consistent with a RV-planet seen with an inclination of about 50 deg. Unfortunately, we did not detect the companion candidate again in the latter observation which was acquired under better observing conditions (2022-07-29), and reached better detection sensitivity. There was no detection either at the expected location of a background object, or at its expected location if bound and coinciding with GJ 832 b (see Fig. 9). This location was expected in the epoch 2022-07-29 on the opposite side of the star to its location in the epoch 2017-05-27, as the period of GJ 832 b is about ten years from RV

measurements, and the observations were taken five years apart. Therefore, this point-source detection at low S/N ($S/N \sim 4$) is likely to be an instrumental artifact. The same conclusion applies to the point-source detection in HD 85512 (epoch 2019-11-25). This companion candidate was not re-detected in the later epoch acquired with better observational conditions and in the same filter, either as a bound or background object, thereby we conclude this to be an artifact.

5.3. Results from proper motion anomaly and excess noise (Gaia-HIPPARCOS)

The Gaia and HIPPARCOS data were analyzed with the GaiaPMEX tool (Kiefer et al., in prep) to determine the possible mass and semi-major axis (sma, hereafter) of candidate companions within the selected systems using the proper motion anomaly (PMA, hereafter) from the Kervella et al. (2022) catalog and the astrometric_excess_noise (AEN, hereafter; for a definition see Lindgren et al. 2018 and Kiefer 2019) from the Gaia DR3 (Gaia Collaboration 2021).

In a nutshell, the GaiaPMEX tool models the AEN and PMA on a grid of possible mass and semi-major axis of a hypothetical companion orbiting the targeted star. It will be described in depth in Kiefer et al. (in prep.). For each (mass, sma)-node of the grid, all parameters, including e the eccentricity, ω the periastron longitude, Ω the longitude of ascending node, ϕ the phase, I the orbital inclination, M_{\star} the stellar mass, and ϖ the parallax, are drawn randomly from prior-distributions shown in Table 5. Astrometric and spacecraft attitude noises (Lindgren et al. 2021), and other non-astrophysical jitters that participate to the generation of an AEN and a PMA, are estimated for the targeted stars given their G -mag, $G_{bp} - G_{rp}$ color, RA and DEC (Kiefer et al., in prep.). Table G.1 summarizes the parameters used for running GaiaPMEX for GJ 832 and GJ 229 the only two that led to a positive detection (see Sect. 5.3). Based on those parameters, the Gaia DR3 observations and the HIPPARCOS position at epoch J1991.25 of the targeted stars are simulated 1000 times per node, leading to theoretical distributions of AEN and PMA at all nodes. From those distributions, the likelihoods of the observed AEN and PMA are obtained and then further transformed into a posterior probability of the given companion mass and semi-major axis, through a Bayesian framework that will be thoroughly explained in Kiefer et al. (in prep.). Resulting posterior maps for the GJ 832 and GJ 229 companions are shown in Fig. 10, with the presence of a companion

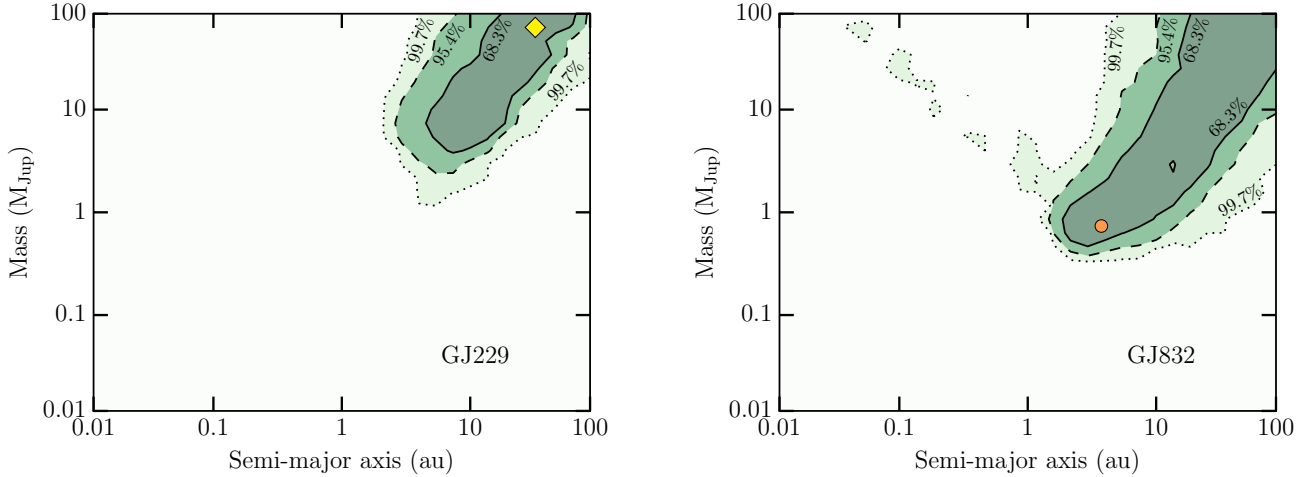


Fig. 10. Constraints derived on the presence of a substellar companion in the systems GJ 229 (left) and GJ 832 (right), by using the tool *Gai*aPMEX based on the proper motion anomaly and excess noise from *Gai*a and HIPPARCOS. The known massive companions are represented with the yellow diamond for GJ 229 B and the orange circle for GJ 832 b, consistent with the *Gai*aPMEX constraints.

Table 5. Distribution of parameters sampled at each tested bin of the mass – semi major axis (“sma”) grid with the *Gai*aPMEX tool.

Parameter	Type	Bounds or law
$\log M_c$	Uniform	$\log M_c \pm \Delta \log M_c$
$\log \text{sma}$	Uniform	$\log \text{sma} \pm \Delta \log \text{sma}$
e	Uniform	[0, 0.9]
ω	Uniform	[0, π]
Ω	Uniform	[0, 2π]
ϕ	Uniform	[0, 1]
I_c	Uniform or $\sin i$	[0, $\pi/2$]
ϖ	Normal	$\mathcal{N}(\text{PLX}, \sigma_{\text{PLX}}^2)$
M_\star	Normal	$\mathcal{N}(M_\star, \sigma_{M_\star}^2)$

Notes. “ M_c ” stands for the mass of the companion, other parameters are defined in Sect. 5.3.

at a significance of 8.8σ and 51σ , respectively, both consistent with objects already known: the radial velocity discovered Jovian planet GJ 832 b (Bailey et al. 2009) and the imaged brown dwarf GJ 229 B (Nakajima et al. 1995). The other systems from our survey do not show strong proper motion anomaly and/or excess noise ($<2\sigma$).

5.4. Detection limits from direct imaging, radial velocity and proper motion anomaly and excess noise

Although we did not detect a new companion bound to its host star, we can set constraints on the presence of outer companions in the different systems.

Regarding our direct imaging observations, we used the evolutionary models COND (Baraffe et al. 2003), to convert our ANDROMEDA detection limit maps given in contrast relative to the host star into masses, both for SPHERE-IRDIS and SPHERE-IFS observations. This conversion depends in particular on the age of the system, as the older the system is, the fainter the companion in the near infrared, and thus the poorer is the mass sensitivity of direct imaging observations. However, mature systems are generally required for RV observations to be sensitive to low-mass planets, as the host stars must be stable enough.

We used our MESS3 tool that can combine the available RV data with the high contrast imaging data and with the *Gai*a-HIPPARCOS data to derive the detection limits associated to each target (see Fig. 11). The MESS3 tool is an extension of MESS2, described in Lannier et al. (2017) based on RV and high contrast imaging data. MESS3, as previous MESS versions, generates synthetic planets on a grid of semi-major axes and masses, with orbital parameters drawn from prior distributions, and it tests their detectability based on observations given as inputs. Direct imaging inputs are the detection limit maps expressed in terms of mass via evolutionary models. RV inputs are the RV time series that will be combined in MESS3 with the local power analysis (LPA) approach described in Meunier et al. (2012) to assess planet detectability. Long-term trends do not count as detections, because only planets with periods lower than two times the time baseline are considered (Lannier et al. 2017). As for *Gai*a and HIPPARCOS inputs, these are detection limit maps based on the proper motion anomaly and *Gai*a astrometric excess noise.

From Figs. 11 and H.1, we have the following results: RV measurements are sensitive between 0.01 and 1 au to planets down to a few Earth-masses, between 1 and 5 au to giant planets down to about 30 Earth-masses (RV). *Gai*a and HIPPARCOS set constraints mainly between 0.1 and 30 au, down to about one Jupiter mass. Eventually, direct imaging observations provide constraints beyond 1 au down to mostly companions of $20 M_{\text{Jup}}$ (see Fig. 12), and in the most favorable systems, of a few Jupiter masses beyond a few astronomical units (GJ 433) or dozen of astronomical units (e.g., GJ 229, GJ 649, GJ 674, GJ 832), see Fig. H.2.

6. Discussion

We discuss our results using a generic approach in Sect. 6.1 by considering studies on other surveys and planet population models. In Sect. 6.2, we use an individual approach by looking into the intrinsic parameters of the planetary systems from our sample.

6.1. Comparison to theories and surveys

Our results do not contradict previous observational studies as we are sensitive to a different companion category, typically

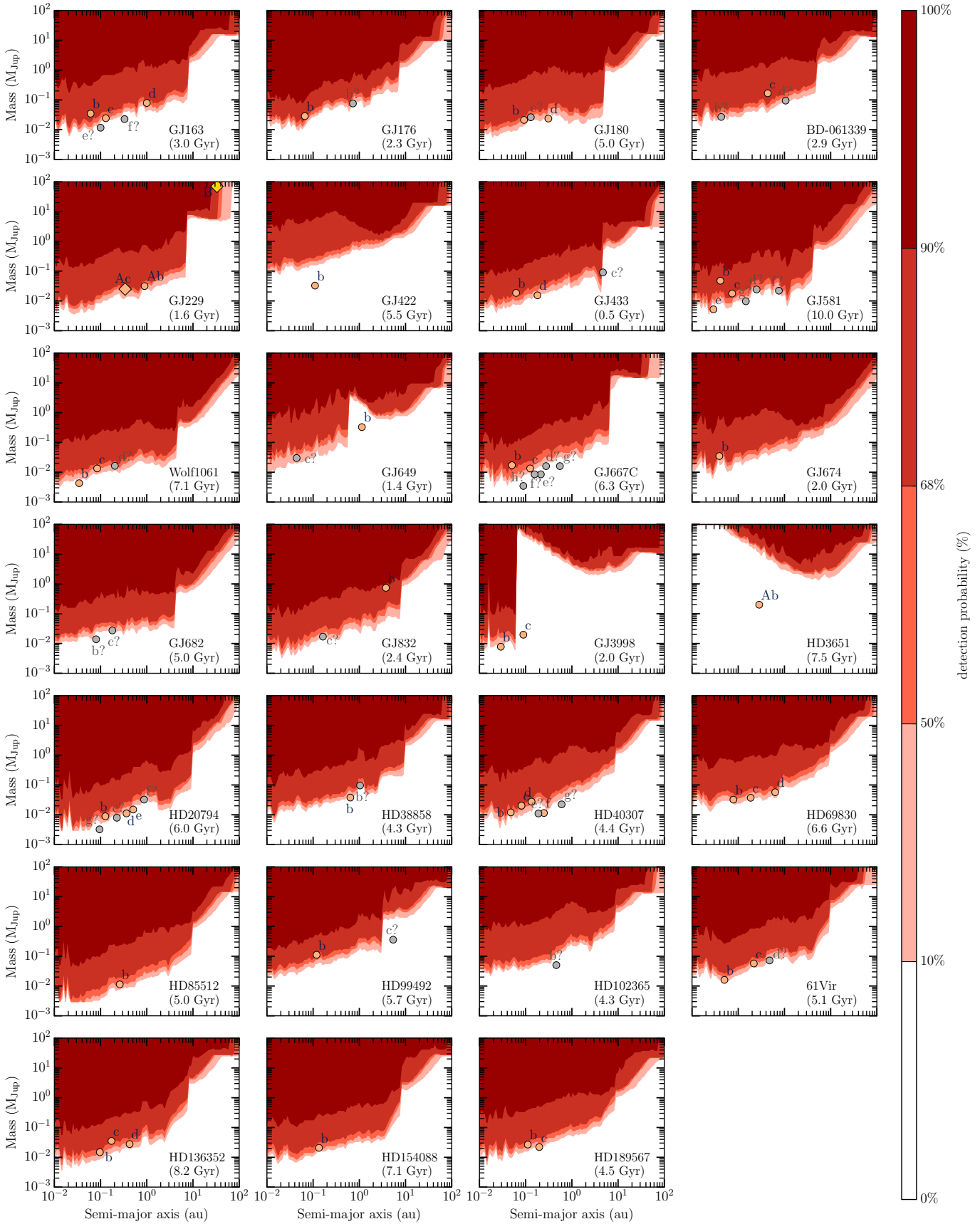


Fig. 11. Detection limits from RV (HARPS) + DI (SPHERE-IRDIS and SPHERE-IFS) + astrometric (*Gaia* and HIPPARCOS) data for the whole survey. Already known planets are overplotted in a filled orange (gray) circle if confirmed (unconfirmed). Although some planets seem beyond the reach of RV data, they were all detected with RV data (except the brown dwarf GJ 229 B) by using different RV instruments, whereas the limits plotted here only considered HARPS measurements.

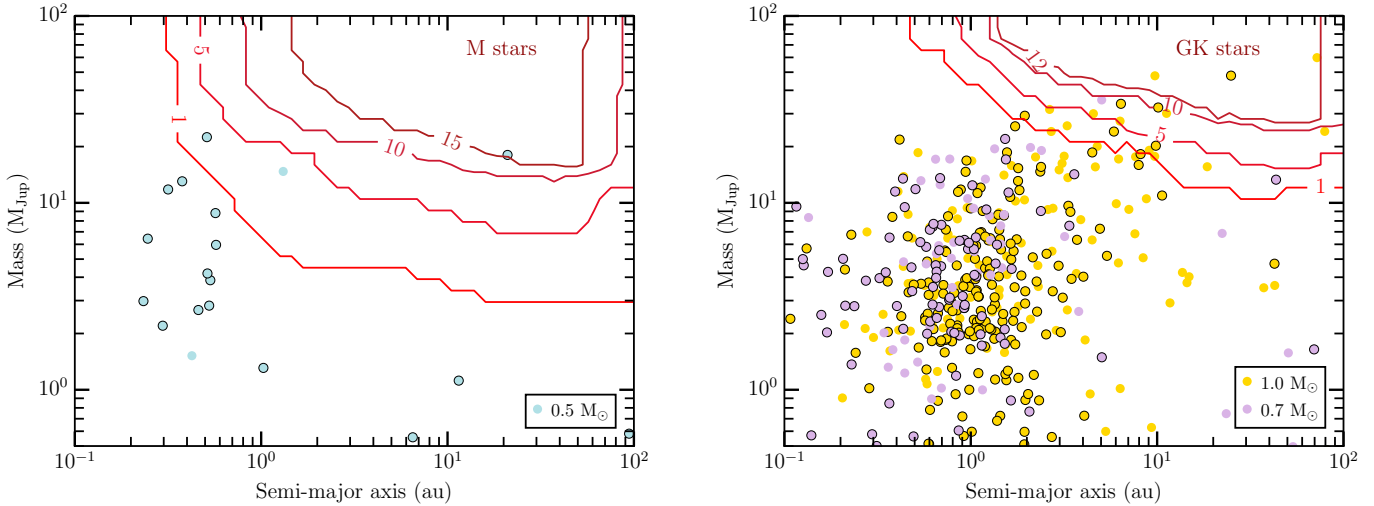


Fig. 12. Detection sensitivity of companions for our direct imaging SPHERE observations of 15 M-stars (left) and 12 GK-stars (right). The isocontours give the number of stars from our survey that have the sensitivity to detect companions at a probability of 50%. The theoretical population of companions formed via the Bern core-accretion models considering 1000 systems are indicated in circles of colors associated to stellar masses (Burn et al. 2021). These symbols have a black outline if the systems also host close-in (≤ 1 au) low-mass ($\leq 95 M_{\oplus}$) planets.

beyond 1 au and only massive objects (at least a few Jupiter-masses and mostly above $20 M_{\text{Jup}}$, see Fig. 12). This survey is complementary, as RV measurements to date can only detect planets up to about a dozen of astronomical units, and only suggest trends for any planets further out.

Twelve of our systems are part of the survey from Bryan et al. (2019), and five from Zhu & Wu (2018), who both did not find additional distant giant planets in their analysis of RV measurements for these systems. We note that past RV studies have often been biased positively or negatively for systems hosting Jupiter-mass planets. In some RV surveys, the primary goal was to find Earth-like objects in the so-called habitable zone of their host star. Thus, if a massive giant planet was identified in the measurements, the RV-monitoring of the system would be stopped, because it would have been much more difficult to find an Earth-like planet. On the contrary, some other RV surveys would have kept the system and observed it more extensively. In the former case, the systems with small planets discovered so far with RV may be biased toward systems without giant planets easily accessible to RV measurements, and the contrary would happen in the latter case. Taking into account these biases in RV-monitored systems is challenging.

From a theoretical perspective, models of planetary population synthesis give predictions for the architectures of planetary systems based on current knowledge and in the limits of computational capacities. The New Generation Planetary Population Synthesis (NGPPS, Emsenhuber et al. 2021a), latest version of the Bern models, aim to be a comprehensive global end-to-end model of planetary system formation and evolution in the core-accretion framework. By coupling N -body interactions, internal structure calculations, and long-term thermodynamical evolution model, with the initial system parameters (e.g., stellar mass and metallicity, disk mass), the Bern models predict the architecture of planetary systems, and in particular physical and observable quantities for the planets at different ages. Based on these models, Schlecker et al. (2021) suggested a weak positive correlation between the presence of super-Earths and cold-Jupiters around Sun-like stars, but this correlation depends of the range of masses and periods defining each planet category, as also highlighted in Rosenthal et al. (2022) from their

large RV survey. A more robust prediction of their study is the link between the composition of close-in super-Earths and the presence of an outer Jupiter-mass planet. If a distant giant planet is present, the inner super-Earth is denser, volatile-depleted. The formation of each category is driven by the disk mass, with both super-Earths and cold Jupiters forming preferentially in an intermediate mass disk.

Additional parameters influence the presence of a given type of planet, such as the stellar metallicity and stellar mass, or can give constraints on the presence of planets, as the multiplicity of planets investigated in Burn et al. (2021), the existence of debris disks (e.g., Marino et al. 2017; Pearce et al. 2022) or the stellar duplicity or multiplicity (e.g., Zucker & Mazeh 2002; Eggenberger et al. 2004; Fontanive et al. 2019). By using New Generation Planetary Population Synthesis (NGPPS) simulations, Burn et al. (2021) found that super-solar stellar metallicity ($[\text{Fe}/\text{H}] > 0.1$) favors the presence of sub giant ($30\text{--}100 M_{\oplus}$) and giant planets ($>100 M_{\oplus}$), in agreement with previous theoretical (Ida & Lin 2004) and observational (Valenti & Fischer 2005) studies. In addition, the more massive the star, the greater the fraction of systems with planets more massive than $2 M_{\oplus}$. A striking result is the absence of formation of (sub) giant planet around 0.1 and 0.3 M_{\odot} -stars in the NGPPS simulations. Yet, Morales et al. (2019) discovered via RV with CARMENES observations two giant planets of minimal mass $0.46 \pm 0.02 M_{\text{Jup}}$ and $0.20 \pm 0.02 M_{\text{Jup}}$ around a 0.12 M_{\odot} star in the system GJ 3512, and those exoplanets are confirmed by Lopez-Santiago et al. (2020). Another giant exoplanet of minimal mass $0.21 \pm 0.02 M_{\text{Jup}}$ orbiting a 0.15 M_{Jup} star was recently discovered (Quirrenbach et al. 2022). This highlights the discrepancies still to be solved between theoretical predictions and observations, or the existence of alternative formation mechanisms (Schlecker et al. 2022).

By comparing the detection probabilities from our direct imaging observations obtained with MESS3 (Fig. 12) to massive companions obtained in systems hosting close-in low-mass planets from Bern population models, we see that only a few of those companions are reachable by our observations. In more detail, we use the grids from Burn et al. (2021) synthesized for a population of 1000 planetary systems around a host star of 1.0 M_{\odot} ,

0.7 M_{\odot} , 0.5 M_{\odot} , and 0.3 M_{\odot} , to match our sample. The Bern grids directly give the mass and semi-major axis of the planets of the 1000 systems at different ages. We consider the surviving planets at the age of 5 Gyr that are displayed in circles of different colors in Fig. 12, and we highlight the ones in systems hosting as well close-in (≤ 1 au) low-mass ($\leq 95 M_{\oplus}$) planets by circles with black outline. The more massive the star is, the greater the number of massive companions orbiting within a few astronomical units, as underlined in Burn et al. (2021). We can see that the best sensitivities in our survey are reached for M stars, i.e., low-mass stars (see Fig. H.2, e.g., GJ 433, GJ 674).

We computed the number of planets that these model predict should have been detected given our detection performance from the direct imaging SPHERE observations. For each system, we used the grid with the closest stellar mass, and at the corresponding age. This gives a probability of detecting at least one planet at a confidence level of 504 of 0.8% for the most favorable system (the solar-mass star HD 154088) from our sample, while the detection probability is 0% for the least favorable systems, corresponding mainly to low-mass stars, because Bern models do not form giant planets for such stars (Burn et al. 2021). Overall, this results in a probability of 3.7% to detect at least one massive distant planet in one of our systems at a confidence level of 50%. A more faithful comparison to our sample would be to look at theoretical predictions only for the planetary systems with close-in low-mass planets (≤ 1 au, $\leq 95 M_{\oplus}$). In this case, the detection performance for each system increases at best to 0.9% at a confidence level of 50%. On the whole, this results in a probability of 4.5% to detect at least one massive distant planet in one of our systems at a confidence level of 50%. The probabilities slightly increase with respect to planetary systems for which we do not assume that already close-in low-mass planet(s) exist. This is due to the weak positive correlation of inner low-mass planets and outer giant planets in the Bern models (Schlecker et al. 2021). Overall, the non-detection of a distant massive giant planet in our high-contrast imaging observations is compatible with predictions based on core-accretion models of planet formation. Nonetheless, we note that the formation of large planets and brown dwarfs could be enhanced by other formation pathways, such as gravitational disk instability (e.g., Boss 1997) or gravo-turbulent fragmentation (e.g., Padoan & Nordlund 2004), not discussed in this work.

Based on the sensitivity of our SPHERE observations to mostly brown dwarfs in the mature systems of our sample, and the biases of RV surveys disregarding systems with massive companions when looking for Earth-like planets, looking into the correlation between the presence of close-in small planets and outer massive companions is highly challenging. A detailed statistical study taking into account the observational biases, as well as the formation and evolution of planets and brown dwarfs from different pathways applied to different stellar types (Solar-like to M stars), from population or parametric models (e.g., Vigan et al. 2021) is beyond the scope of this paper, and could be addressed in a future work.

6.2. Constraints from intrinsic parameters of the planetary systems

In this section, we peer into the architecture of the planetary systems of our sample to get an insight on where we could expect additional companions. We first focus on the stellar parameters such as the stellar multiplicity, metallicity and mass, then on the presence of a debris disk, eventually on the multiplicity and eccentricity of the known planet(s).

From a larger point of view, we note that the stellar neighborhood can play a role to shape planetary systems, for instance with flyby events (Kalas 1996) consisting in an encounter between a given system and a perturber such as a star. In our sample, Bertini et al. (2023) reported that the systems HD 20794, HD 38858, and HD 69830 have experienced (or will) one to six flybys. The consequence of flyby events can be similar to the presence of a binary star and is described below.

6.2.1. Influence of the stellar duplicity or multiplicity

Since about 50% of Sun-like stars are part of binaries or higher-order multiple system, binaries cannot be neglected to have a complete picture of planet formation and evolution (e.g., Heintz 1969; Abt & Levy 1976; Duquennoy & Mayor 1991; Raghavan et al. 2010; Tokovinin 2014).

One of the key parameters is the separation of the two binary-components. Close binaries (≤ 50 –100 au) inhibit planet formation (e.g., Kraus et al. 2012, 2016; Wang et al. 2014; Bonavita & Desidera 2007, 2020). In the Milky Way, Kraus et al. (2016) reported that 20% of all the solar-type stars cannot host planetary systems owing to the influence of a binary companion. A relatively wide binary (about 100–1000 au) may impact the evolution of the planet via the high-eccentricity migration, as it may facilitate the planet's migration via dynamical interactions, by increasing its eccentricity until it undergoes circularization from the primary star (as could do flybys). This migration may be caused by Kozai-Lidov process (e.g., Fabrycky & Tremaine 2007; Naoz et al. 2012; Dong et al. 2014), but not only (Ngo et al. 2016). On the contrary, very wide binaries (≥ 1000 au) may not have consequences on planetary formation and evolution, as exoplanets in these systems have the same properties as the ones around single stars (Fontanive & Bardalez Gagliuffi 2021; Bonavita & Desidera 2007, 2020).

In this context, the outer wide (200–1000 au) binary dwarf or stellar companion in the systems HD 3651, HD 99492, and HD 102365 from our sample should not prevent the formation of planets, nor have a significant impact on the formation of giant exoplanets beyond ≥ 0.5 au (Fontanive & Bardalez Gagliuffi 2021), but could influence their evolution. In particular, the binary dwarf HD 3651 B could explain the high eccentricity (0.63 ± 0.04 , Fischer et al. 2003) of the close-in giant planet HD 3651 A b if induced via the high-eccentricity migration process mentioned previously. On the other hand, in spite of the proximity of the binary companion GJ 229 B to its host star ($33.3^{+0.4}_{-0.3}$ au), the small mass ratio (0.1, see dedicated paragraph in Appendix A) relative to GJ 229 A could explain the formation of small inner planets in the system, especially if the brown dwarf forming during the disk phase was on a circular orbit and inclined with respect to the disk (Cadman et al. 2022).

Regarding GJ 667 AB+C, the hierarchical triple stellar system in our sample, this has one central binary AB (semi-major axis of 13 au, total mass of 1.27 M_{\odot}), and a third star C of 0.35 M_{\odot} , located at a projected distance of 235 au (Delfosse et al. 2013; Söderhjelm 1999). The close binary GJ 667 AB can be treated dynamically as a single object and thus previous conclusions for binary systems hold for this system as well. Planet formation is not inhibited in triple systems, nor in GJ 667 or in others (e.g., Mugrauer et al. 2007a,b).

6.2.2. Influence of the stellar metallicity and mass

It is now well established observationally that the occurrence rate of a giant planet is strongly dependent on the stellar metallicity

(e.g., Fischer & Valenti 2003; Santos et al. 2004). The host star metallicity also increases with increasing planet mass or radius (e.g., Narang et al. 2018). These trends are often interpreted as a direct signature of the core accretion (Pollack et al. 1996) formation paradigm explained by a more massive and frequent core assembly at higher metallicities (e.g., Ida & Lin 2004; Bitsch et al. 2015; Ndugu et al. 2018; Emsenhuber et al. 2021b; Schlecker et al. 2021). This correlation however reverses for planet masses greater than $4\text{--}5 M_{\text{Jup}}$, as the averaged host star metallicity decreases with increasing planetary mass (Santos et al. 2017; Narang et al. 2018; Schlaufman 2018; Swastik et al. 2021). They suggest that this turn-over traces different formation pathways for super-Jupiter and brown dwarf companions. These companions with masses larger than $4\text{--}5 M_{\text{Jup}}$ would be formed by gravitational instability or even gravo-turbulent fragmentation. In our context, detection limits are mainly limited to these massive companions (see Fig. 12) and the metallicity of the stellar host probably has little impact on our chances of maximizing the discovery rate.

From radial velocity and transit surveys, it is also known that the giant planet occurrence rate increases approximately linearly with stellar mass from low-mass stars up to intermediate-mass stars (Johnson et al. 2010a; Ghezzi et al. 2018). The trend is also predicted by core accretion theory due to a more massive initial reservoir of solids available to their formation (Kennedy & Kenyon 2008b; Liu et al. 2019; Schlecker et al. 2022). For the low-mass stars in our sample, however, we expect a very low occurrence, almost null, of giant planets formed by core accretion (see Fig. 12). For solar-type stars, despite an increasing rate of giant planets formed by core accretion, our sensitivities degrade significantly and remain mainly sensitive to the population of super-Jupiters or brown dwarfs, here again preferably formed by gravitational instability or gravo-turbulent fragmentation and for which a universal distribution of the companion mass ratio, which is roughly flat (e.g., Reggiani & Meyer 2013), is expected.

6.2.3. Constraints from a debris disk

The presence of a debris belt is helpful to constrain the location and mass of putative planets in the system. Those planets may sculpt the belts, and/or stir them via secular interactions, in particular their edges.

In our sample, seven systems are known to harbour a debris disk: GJ 433, GJ 581, GJ 649, HD 20794, HD 38858, HD 69830, 61 Vir. The system HD 69830 is a specific case because there is no significant level of cool dust detected (e.g., Marshall et al. 2014), unlike the others. The existence of the hot belt in the mature HD 69830 system raised particular interests in the literature (see Appendix A), since it cannot be replenished, and may be explained by recent collisions between planetesimals (Wyatt et al. 2007, 2010; Heng & Tremaine 2010). A comparison of the four debris disks around GK stars (HD 69830, 61 Vir, HD 20794, and HD 38858) from our sample can be found in Kennedy et al. (2015), while the observations of the three debris disks around M stars (GJ 433, GJ 581, and GJ 649) are presented in Kennedy et al. (2018).

Pearce et al. (2022) provided constraints on the location and mass required for planets in four of our studied systems (GJ 581, GJ 649, HD 69830, and 61 Vir), by assuming the belts are sculpted or stirred by one or several planets. The outermost planet HD 69830 c ($a = 0.63$ au, $m \sin i = 18 M_{\oplus}$) could have stirred and sculpted its disk, while GJ 649 b ($a = 1.1$ au, $m \sin i = 0.33 M_{\text{Jup}}$) could have stirred its disk, and maybe sculpted

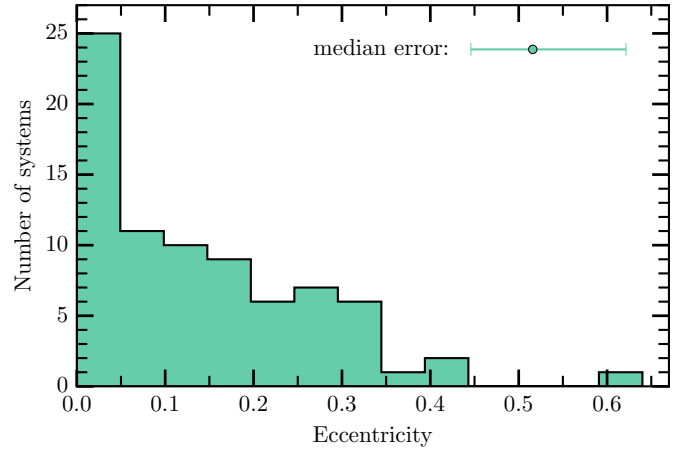


Fig. 13. Distribution of the eccentricity of the close-in (≤ 1 au) low-mass ($\leq 95 M_{\oplus}$) planets known in our sample. We indicate the median error in the upper right corner.

it. Although, the outermost planets 61 Vir c (yet unconfirmed: $a = 0.49$ au, $m \sin i = 23 M_{\oplus}$), and GJ 581 d ($a = 0.074$ au, $m \sin i = 5.7 M_{\oplus}$) have in principle a minimal mass sufficient to sculpt their debris disk, they are located too far and inside of the belts for this sculpting to have been effective over the system ages. As a matter of fact, Marino et al. (2017) showed that a $>10 M_{\oplus}$ stirring planet in 61 Vir should be located between 10 and 20 au. In short, no giant planets are required to explain the single/multi-belt architecture in those four systems, even though such planets are not ruled out.

6.2.4. Influence of the planet multiplicity or eccentricity

From theoretical predictions, the multiplicity of small inner planets may be reduced by the presence of outer giant planet(s) in a given system (Schlecker et al. 2021; Bitsch & Izidoro 2023), also reported in a combined theoretical and observational analysis of the *Kepler* results from Hansen (2017), or tentatively from observations by Zhu & Wu (2018).

Figure 4 represents the distribution of the multiplicity of the known low-mass planets in our sample. All the systems have less than 3 low-mass planets confirmed, and a few up to 6 planets but with some controversy in the literature (see our review in Appendix A). In particular, the systems GJ 176, GJ 422, GJ 674, HD 154088 only host one close-in small mass planet so far, while in BD-061339 or HD 99492 a second companion is suggested but debated. Hence, this low-multiplicity may hint toward the presence of a yet to be discovered distant giant planet.

Furthermore, the eccentricity of known planets can help to constrain the presence of additional planets, as an eccentric orbit may result from scattering with another planet (e.g., Raymond et al. 2009). Thus, an eccentric close-in small planet may hint at the presence of an outer more massive companion (Bitsch et al. 2020; Bitsch & Izidoro 2023). In our sample, most planets have low to moderate eccentricities (see Fig. 13). The more eccentric confirmed low-mass planets are GJ 163 d ($e = 0.41 \pm 0.07$, $m \sin i = 25 M_{\oplus}$) and GJ 667 C c ($e = 0.34 \pm 0.10$, $m \sin i = 4.25 M_{\oplus}$). Even though both planets are part of multi-planetary systems, since GJ 163 hosts between 3 and 5 planets (of minimal masses $\leq 25 M_{\oplus}$), while GJ 667 C between 2 and 7 (of minimal masses $\leq 7 M_{\oplus}$), see Appendix A and Fig. 3, scattering events only between these small planets cannot explain the large observed eccentricity of GJ 163 d and GJ 667 C c. This would

require the presence of an outer giant planet (Bitsch & Izidoro 2023).

Conversely, if eccentric giant planets are not sufficiently dynamically separated from inner systems of low-mass planets, they may disrupt the latter. Both planetesimal and pebble accretion based formation models robustly predict this disruption, which becomes more likely the more eccentric, massive, and closer in the giant planet is (Schlecker et al. (2021); Bitsch et al. (2020)). Thus, we do not expect inner low-mass planets in the system HD 3651 ($e = 0.64 \pm 0.04$, $m \sin i = 0.20 M_{\text{Jup}}$, $a = 0.28$ au) even though the star has a slightly super-solar metallicity (0.08 ± 0.06) and is relatively massive ($0.86 \pm 0.06 M_{\odot}$). In addition, this should also be unlikely in GJ 649 ($e = 0.30 \pm 0.08$, $m \sin i = 0.33 M_{\text{Jup}}$, $a = 1.14$ au) or BD-061339 ($e = 0.31 \pm 0.11$, $m \sin i = 0.17 M_{\text{Jup}}$, $a = 0.44$ au).

However, we note that there are observational biases in the estimation of planet eccentricities from RV measurements. Zakamska et al. (2011) reported that the eccentricity of single-planets may be overestimated, and that the conclusions of their analysis may be applied to multi-planet systems too. In addition, the RV signal of two circular planets can be confused with the RV signal of one eccentric planet (e.g., Wittenmyer et al. 2007, 2013; Anglada-Escudé et al. 2010). These biases depend on the quality of the RV measurements, their number and sampling. In any case, measuring the eccentricity at a given time period only gives partial information as the eccentricities of planets in multi-planet systems can oscillate through time owing to secular perturbations (e.g., Zakamska et al. 2011; Read & Wyatt 2016).

Regarding the systems in our sample, an in-depth study of secular perturbations can help to provide constraints on the presence of additional planets. For instance, Read & Wyatt (2016) showed that for the single planetary system HD 38858, the presence of an outer eccentric planet c is unlikely as secular perturbations would have excited the planet b which is known to have a circular orbit. If such an additional planet exists, it could point out to the presence of a third inner planet d, close to the HD 38858 b, that would stabilize it. Regarding two-planet systems, Read & Wyatt (2016) highlighted that it is complex to constrain deeply the presence of an outer eccentric planet based on secular interactions only, such as for the system 61 Vir, and that instead, the structure of an outer debris disk is more restrictive.

7. Conclusion and perspectives

We carried out a survey on 27 very nearby systems. Although all these systems are suspected to host at least one low (minimal) mass ($\leq 95 M_{\oplus}$) planet orbiting on a small orbit (< 1 au), they depict diverse planetary architectures: seven harbor a debris disk, five are part of a binary or triple hierarchical stellar system, and two host a brown dwarf companion beyond 10 au. In this work, we homogeneously derived target properties (age, stellar mass, stellar metallicity), processed data reduction and analyzed them. We also provide a complete review of the literature on each system in Appendix A.

Our main findings are as follows:

1. In the 47 epochs of observation in the near infrared with VLT/SPHERE-IRDIS and IFS published for the first time in this paper, we detected 337 point sources. We did not discover new bound companions even though 12 remain pending, as information is missing to conclude. We detected the already known brown dwarf GJ 229 B. We classified two companion candidates as instrumental artifacts, whereas the

328 others are classed as background stars based on analysis of their proper motion or location in a Color Magnitude Diagram.

2. By combining direct imaging (SPHERE), radial velocity (HARPS), and proper motion coupled to excess noise (*Gaia* and HIPPARCOS) observations, the existence of planets in each system is constrained down to a few Earth-masses between 0.01 and 1 au, down to about $30 M_{\oplus}$ between 1 and 10 au, and down to about a dozen of Jupiter-masses beyond 10 au. Regarding the high-contrast imaging observations alone, we are sensitive down to 3 to $30 M_{\text{Jup}}$ beyond 0.5 or 2 au depending on the system.
3. Given these detection limits, our non-detection of new giant planets is consistent with state-of-the-art planet formation models following the core accretion paradigm (Burn et al. 2021).
4. If additional planets yet undiscovered exist in some systems of our sample, by examining the properties and architecture of each system, and previous work from the literature, we identified several particularly promising targets for follow-up. First, we could preferentially expect additional planets in GJ 163 and GJ 667C. Both systems have eccentric low-mass planets (0.41 ± 0.07 and 0.34 ± 0.10 , respectively). The multiplicity of GJ 667 C should not have prevented the formation of massive planets as the two components GJ 667 AB and GJ 667 C are distant enough from each other (≥ 235 au). Second, we could expect additional planets in 61 Vir and GJ 581. By assuming the inner edge of the debris disk is sculpted by a planet, this would require a planet of $\geq 19 M_{\oplus}$ if located at 30 ± 10 au (61 Vir) or $\geq 3.4 M_{\oplus}$ if located at 14 ± 6 au (GJ 581). It would need to be more massive if the planet is closer-in (Pearce et al. 2022).

Very nearby planetary systems offer unique possibilities to couple direct imaging, radial velocity and astrometry from *Gaia* and HIPPARCOS. This is true not only across a system, but also for the coupled characterization of a single exoplanet. In the coming years, *Gaia* would hint for giant exoplanets with orbital periods up to about 10 yr, and direct imaging and interferometric instruments, such as for instance the future upgrades VLT/SPHERE+ (Boccaletti et al. 2020) and VLTI/GRAVITY+ (Eisenhauer 2019). They will be able to explore the population of massive giant planets down to the snowline expanding the current overlap between these techniques (but again mainly for the youngest systems). This is of utmost importance as different detection techniques provide diverse physical information on the exoplanet, and particularly a measurement of the dynamical mass, the luminosity and the atmospheric properties, which can help to constrain theoretical models of formation and evolution.

With this work, we have not answered our initial question set in the introduction concerning the correlation between close-in low-mass planets and giant outer planets. We however showed that, with the current state-of-the-art instrumentation, the high-contrast imaging detection limits are mainly sensitive to companions down to $20 M_{\text{Jup}}$ around mature stars. The question remains open from a direct imaging perspective, though radial velocity and transit studies seem to suggest a tentative positive correlation, that would require larger samples to be fully established. For the decades to come, the *James Webb* Space Telescope with the MIRI instrument or the forthcoming high-contrast imagers such as METIS (2030+) or PCS (2035+) on the ELT will pave the way for the imaging in thermal and/or reflected light, and the demographics characterization of more mature and smaller planets around very nearby stars.

Acknowledgements. C.D. and J.M. thank Lucile Mignon, Xavier Bonfils and Xavier Delfosse for constructive discussions on radial velocity data. C.D., J.M. and G.C. thank Faustine Cantalloube for sharing the ANDROMEDA pipeline with us to process the SPHERE data from this paper, and for useful discussions. C.D., J.M. and G.C. thank Clémence Fontanive for discussions on exoplanet demographics and multiple systems. C.D. and J.M. thank Pierre Kervella for his help on *Gaia* data. Last, C.D. is grateful to Mickaël Bonnefoy, Nadège Meunier, Nicolas Cuello, Melissa Hobson, and Aurélie Leclerc for fruitful discussions on this paper. This work has made use of the SPHERE Data Centre, jointly operated by OSUG/IPAG (Grenoble), PYTHEAS/LAM/CESAM (Marseille), OCA/Lagrange (Nice), Observatoire de Paris/LESIA (Paris), and Observatoire de Lyon. This work has made use of data from the European Space Agency (ESA) space mission *Gaia* (<https://www.cosmos.esa.int/gaia>), processed by the *Gaia* Data Processing and Analysis Consortium (DPAC). This work has been supported by a grant from Labex OSUG (Investissements d’avenir – ANR10 LABX56). This project has received funding from the European Research Council (ERC) under the European Union’s Horizon 2020 research and innovation programme (COBREX; grant agreement n° 885593) C.D., T.H., R.B. acknowledge support from the European Research Council under the European Union’s Horizon 2020 research and innovation program under grant agreement No. 832428-Origins. G.M.K. is supported by the Royal Society as a Royal Society University Research Fellow. The results reported herein benefited from collaborations and/or information exchange within the program “Alien Earths” (supported by the National Aeronautics and Space Administration under agreement No. 80NSSC21K0593) for NASA’s Nexus for Exoplanet System Science (NEXSS) research coordination network sponsored by NASA’s Science Mission Directorate. B.B. thanks the European Research Council (ERC Starting Grant 757448-PAMDORA) for their financial support.

References

- Absil, O., Marion, L., Ertel, S., et al. 2021, *A&A*, 651, A45
 Abt, H. A., & Levy, S. G. 1976, *ApJS*, 30, 273
 Affer, L., Micela, G., Damasso, M., et al. 2016, *A&A*, 593, A117
 Alibert, Y., Baraffe, I., Benz, W., et al. 2006, *A&A*, 455, L25
 Amara, A., & Quanz, S. P. 2012, *MNRAS*, 427, 948
 Anglada-Escudé, G., López-Morales, M., & Chambers, J. E. 2010, *ApJ*, 709, 168
 Anglada-Escudé, G., Arriagada, P., Vogt, S. S., et al. 2012, *ApJ*, 751, L16
 Anglada-Escudé, G., Tuomi, M., Gerlach, E., et al. 2013, *A&A*, 556, A126
 Angus, R., Aigrain, S., Foreman-Mackey, D., & McQuillan, A. 2015, *MNRAS*, 450, 1787
 Arriagada, P., Anglada-Escudé, G., Butler, R. P., et al. 2013, *ApJ*, 771, 42
 Asplund, M., Grevesse, N., Sauval, A. J., & Scott, P. 2009, *ARA&A*, 47, 481
 Astudillo-Defru, N., Delfosse, X., Bonfils, X., et al. 2017a, *A&A*, 600, A13
 Astudillo-Defru, N., Forveille, T., Bonfils, X., et al. 2017b, *A&A*, 602, A88
 Bailey, J., Butler, R. P., Tinney, C. G., et al. 2009, *ApJ*, 690, 743
 Baliunas, S., Sokoloff, D., & Soon, W. 1996, *ApJ*, 457, L99
 Baluev, R. V. 2012, *MNRAS*, 429, 2052
 Baraffe, I., Chabrier, G., Barman, T. S., Allard, F., & Hauschildt, P. H. 2003, *A&A*, 402, 701
 Baratella, M., D’Orazi, V., Carraro, G., et al. 2020, *A&A*, 634, A34
 Barbato, D., Sozzetti, A., Desidera, S., et al. 2018, *A&A*, 615, A175
 Barbato, D., Pinamonti, M., Sozzetti, A., et al. 2020, *A&A*, 641, A68
 Barnes, R., Jackson, B., Raymond, S. N., West, A. A., & Greenberg, R. 2009, *ApJ*, 695, 1006
 Beichman, C. A., Bryden, G., Gautier, T. N., et al. 2005, *ApJ*, 626, 1061
 Beichman, C. A., Bryden, G., Stapelfeldt, K. R., et al. 2006, *ApJ*, 652, 1674
 Beichman, C. A., Lisse, C. M., Tanner, A. M., et al. 2011, *ApJ*, 743, 85
 Bertini, L., Roccatagliata, V., & Kim, M. 2023, *A&A*, 671, L2
 Best, S., Seifalian, A. A., & Petrovich, C. 2023, *ApJ*, submitted, [arXiv:2304.02045]
 Beuzit, J. L., Vigan, A., Mouillet, D., et al. 2019, *A&A*, 631, A155
 Bitsch, B., & Izidoro, A. 2023, *A&A*, 674, A178
 Bitsch, B., Johansen, A., Lambrechts, M., & Morbidelli, A. 2015, *A&A*, 575, A28
 Bitsch, B., Trifonov, T., & Izidoro, A. 2020, *A&A*, 643, A66
 Boccaletti, A., Chauvin, G., Mouillet, D., et al. 2020, arXiv e-prints [arXiv:2003.05714]
 Bonavita, M., & Desidera, S. 2007, *A&A*, 468, 721
 Bonavita, M., & Desidera, S. 2020, *Galaxies*, 8, 16
 Bonfanti, A., Ortolani, S., & Nascimbeni, V. 2016, *A&A*, 585, A5
 Bonfils, X., Forveille, T., Delfosse, X., et al. 2005, *A&A*, 443, L15
 Bonfils, X., Mayor, M., Delfosse, X., et al. 2007, *A&A*, 474, 293
 Bonfils, X., Delfosse, X., Udry, S., et al. 2013a, *A&A*, 549, A109
 Bonfils, X., Lo Curto, G., Correia, A. C. M., et al. 2013b, *A&A*, 556, A110
 Bonomo, A. S., Dumusque, X., Massa, A., et al. 2023, *A&A*, 677, A33
 Boro Saikia, S., Marvin, C. J., Jeffers, S. V., et al. 2018, *A&A*, 616, A108
 Boss, A. P. 1997, *Science*, 276, 1836
 Brandt, T. D., Dupuy, T. J., Bowler, B. P., et al. 2020, *AJ*, 160, 196
 Brandt, G. M., Dupuy, T. J., Li, Y., et al. 2021, *AJ*, 162, 301
 Brasser, R., Ida, S., & Kokubo, E. 2014, *MNRAS*, 440, 3685
 Brewer, J. M., Fischer, D. A., Blackman, R. T., et al. 2020, *AJ*, 160, 67
 Bryan, M. L., Knutson, H. A., Lee, E. J., et al. 2019, *AJ*, 157, 52
 Bryden, G., Beichman, C. A., Trilling, D. E., et al. 2006, *ApJ*, 636, 1098
 Bryden, G., Beichman, C. A., Carpenter, J. M., et al. 2009, *ApJ*, 705, 1226
 Buchschacher, N., Ségransan, D., Udry, S., & Díaz, R. 2015, *ASP Conf. Ser.*, 495, 7
 Burgasser, A. J. 2007, *ApJ*, 658, 617
 Burn, R., Schlecker, M., Mordasini, C., et al. 2021, *A&A*, 656, A72
 Butler, R. P., Tinney, C. G., Marcy, G. W., et al. 2001, *ApJ*, 555, 410
 Butler, R. P., Howard, A. W., Vogt, S. S., & Wright, J. T. 2009, *ApJ*, 691, 1738
 Cadman, J., Hall, C., Fontanive, C., & Rice, K. 2022, *MNRAS*, 511, 457
 Cantalloube, F., Mouillet, D., Mugnier, L. M., et al. 2015, *A&A*, 582, A89
 Casagrande, L., & VandenBerg, D. A. 2014, *MNRAS*, 444, 392
 Casagrande, L., & VandenBerg, D. A. 2018, *MNRAS*, 475, 5023
 Casagrande, L., Schönrich, R., Asplund, M., et al. 2011, *A&A*, 530, A138
 Casagrande, L., Lin, J., Rains, A. D., et al. 2021, *MNRAS*, 507, 2684
 Chiang, E., & Laughlin, G. 2013, *MNRAS*, 431, 3444
 Claudi, R. U., Turatto, M., Gratton, R. G., et al. 2008, *SPIE Conf. Ser.*, 7014, 701401
 Cosentino, R., Lovis, C., Pepe, F., et al. 2012, *SPIE Conf. Ser.*, 8446, 84461V
 Crane, J. D., Shectman, S. A., & Butler, R. P. 2006, *SPIE Conf. Ser.*, 6269, 626931
 Crane, J. D., Shectman, S. A., Butler, R. P., Thompson, I. B., & Burley, G. S. 2008, *SPIE Conf. Ser.*, 7014, 701479
 Crane, J. D., Shectman, S. A., Butler, R. P., et al. 2010, *SPIE Conf. Ser.*, 7735, 773553
 Cumming, A., Butler, R. P., Marcy, G. W., et al. 2008, *PASP*, 120, 531
 Díaz, R. F., Ségransan, D., Udry, S., et al. 2016, *A&A*, 585, A134
 Dekker, H., D’Odorico, S., Kaufer, A., Delabre, B., & Kotzlowski, H. 2000, *SPIE Conf. Ser.*, 4008, 534
 Delfosse, X., Bonfils, X., Forveille, T., et al. 2013, *A&A*, 553, A8
 Delorme, P., Meunier, N., Albert, D., et al. 2017, in *SF2A-2017: Proceedings of the Annual meeting of the French Society of Astronomy and Astrophysics*, eds. C. Reylé, P. Di Matteo, & F. Herpin, et al., 347
 Delrez, L., Ehrenreich, D., Alibert, Y., et al. 2021, *Nat. Astron.*, 5, 775
 Diego, F., Charalambous, A., Fish, A. C., & Walker, D. D. 1990, *SPIE Conf. Ser.*, 1235, 562
 Dietrich, J., & Ginski, C. 2018, *A&A*, 620, A102
 Díez Alonso, E., Caballero, J. A., Montes, D., et al. 2019, *A&A*, 621, A126
 Dohlen, K., Langlois, M., Saisse, M., et al. 2008, *Proc. SPIE*, 7014, 70143L
 Dong, S., Katz, B., & Socrates, A. 2014, *ApJ*, 781, L5
 D’Orazi, V., Oliva, E., Bragaglia, A., et al. 2020, *A&A*, 633, A38
 Duncan, D. K., Vaughan, A. H., Wilson, O. C., et al. 1991, *ApJS*, 76, 383
 Duquennoy, A., & Mayor, M. 1991, *A&A*, 248, 485
 Eggenberger, A., Udry, S., & Mayor, M. 2004, *A&A*, 417, 353
 Eisenhauer, F. 2019, *The Very Large Telescope in 2030*, 30
 Emsenhuber, A., Mordasini, C., Burn, R., et al. 2021a, *A&A*, 656, A69
 Emsenhuber, A., Mordasini, C., Burn, R., et al. 2021b, *A&A*, 656, A70
 Endl, M., Cochran, W. D., Wittenmyer, R. A., & Boss, A. P. 2008, *ApJ*, 673, 1165
 Engle, S. G., & Guinan, E. F. 2011, *ASP Conf. Ser.*, 451, 285
 Ertel, S., Absil, O., Defrère, D., et al. 2014, *A&A*, 570, A128
 Ertel, S., Defrère, D., Absil, O., et al. 2016, *A&A*, 595, A44
 Evans, D. S., Menzies, A., & Stoy, R. H. 1957, *MNRAS*, 117, 534
 Fabrycky, D., & Tremaine, S. 2007, *ApJ*, 669, 1298
 Faherty, J. K., Burgasser, A. J., Walter, F. M., et al. 2012, *ApJ*, 752, 56
 Fedrigo, E., Donaldson, R., Soenke, C., et al. 2006, *SPIE Conf. Ser.*, 6272, 627210
 Feng, F., Tuomi, M., & Jones, H. R. A. 2017, *A&A*, 605, A103
 Feng, F., Butler, R. P., Shectman, S. A., et al. 2020, *ApJS*, 246, 11
 Feng, F., Butler, R. P., Vogt, S. S., et al. 2022, *ApJS*, 262, 21
 Fischer, D. A., & Valenti, J. A. 2003, *ASP Conf. Ser.*, 294, 117
 Fischer, D. A., Butler, R. P., Marcy, G. W., Vogt, S. S., & Henry, G. W. 2003, *ApJ*, 590, 1081
 Fontanive, C., & Bardalez Gagliuffi, D. 2021, *Front. Astron. Space Sci.*, 8, 16
 Fontanive, C., Rice, K., Bonavita, M., et al. 2019, *MNRAS*, 485, 4967
 Forveille, T., Bonfils, X., Delfosse, X., et al. 2009, *A&A*, 493, 645
 Forveille, T., Bonfils, X., Delfosse, X., et al. 2011, arXiv e-prints [arXiv:1109.2505]
 Fossati, L., Kochukhov, O., Jenkins, J. S., et al. 2013, *A&A*, 551, A85
 France, K., Froning, C. S., Linsky, J. L., et al. 2013, *ApJ*, 763, 149
 Froning, C. S., Kowalski, A., France, K., et al. 2019, *ApJ*, 871, L26
 Fulton, B. J., Petigura, E. A., Howard, A. W., et al. 2017, *AJ*, 154, 109

- Gaia Collaboration 2020, VizieR Online Data Catalog: [I/350](#)
- Gaia Collaboration (Brown, A. G. A., et al.) 2021, [A&A](#), **649**, A1
- Gaia Collaboration (Arenou, F., et al.) 2023, [A&A](#), **674**, A34
- Gaidos, E., Mann, A. W., Lépine, S., et al. 2014, [MNRAS](#), **443**, 2561
- Galicher, R., Boccaletti, A., Mesa, D., et al. 2018, [A&A](#), **615**, A92
- Geballe, T. R., Knapp, G. R., Leggett, S. K., et al. 2002, [ApJ](#), **564**, 466
- Ghezzi, L., Montet, B. T., & Johnson, J. A. 2018, [ApJ](#), **860**, 109
- Giacobbe, P., Benedetto, M., Damasso, M., et al. 2020, [MNRAS](#), **491**, 5216
- Gomes da Silva, J., Santos, N. C., Bonfils, X., et al. 2011, [A&A](#), **534**, A30
- Gomes da Silva, J., Santos, N. C., Boisse, I., Dumusque, X., & Lovis, C. 2014, [A&A](#), **566**, A66
- Gondoin, P. 2020, [A&A](#), **641**, A110
- Gorini, P., Astudillo-Defru, N., Dreizler, S., et al. 2022, [A&A](#), **664**, A64
- Gray, R. O., Corbally, C. J., Garrison, R. F., McFadden, M. T., & Robinson, P. E. 2003, [AJ](#), **126**, 2048
- Gray, R. O., Corbally, C. J., Garrison, R. F., et al. 2006, [AJ](#), **132**, 161
- Gustafsson, B., Edvardsson, B., Eriksson, K., et al. 2008, [A&A](#), **486**, 951
- Hansen, B. M. S. 2017, [MNRAS](#), **467**, 1531
- Hara, N. C., Delisle, J.-B., Unger, N., & Dumusque, X. 2022, [A&A](#), **658**, A177
- Hatzes, A. P. 2016, [A&A](#), **585**, A144
- Hawley, S. L., Gizis, J. E., & Reid, I. N. 1996, [AJ](#), **112**, 2799
- Heintz, W. D. 1969, [JRASC](#), **63**, 275
- Heng, K. 2011, [MNRAS](#), **415**, 3365
- Heng, K., & Tremaine, S. 2010, [MNRAS](#), **401**, 867
- Henry, T. J., Soderblom, D. R., Donahue, R. A., & Baliunas, S. L. 1996, [AJ](#), **111**, 439
- Henry, T. J., Walkowicz, L. M., Barto, T. C., & Golimowski, D. A. 2002, [AJ](#), **123**, 2002
- Herrero, A., Garcia, M., Puls, J., et al. 2012, [A&A](#), **543**, A85
- Hojjatpanah, S., Figueira, P., Santos, N. C., et al. 2019, [A&A](#), **629**, A80
- Houdebine, E. R., Mullan, D. J., Bercu, B., Paletou, F., & Gebran, M. 2017, [ApJ](#), **837**, 96
- Ida, S., & Lin, D. N. C. 2004, [ApJ](#), **616**, 567
- Ingersoll, A. P. 1969, [J. Atmos. Sci.](#), **26**, 1191
- Isaacson, H., & Fischer, D. 2010, [ApJ](#), **725**, 875
- Izidoro, A., Raymond, S. N., Morbidelli, A., Hersant, F., & Pierens, A. 2015, [ApJ](#), **800**, L22
- Jenkins, J. S., Jones, H. R. A., Tinney, C. G., et al. 2006, [MNRAS](#), **372**, 163
- Ji, J., Kinoshita, H., Liu, L., & Li, G. 2007, [ApJ](#), **657**, 1092
- Johnson, J. A., Aller, K. M., Howard, A. W., & Crepp, J. R. 2010a, [PASP](#), **122**, 905
- Johnson, J. A., Howard, A. W., Marcy, G. W., et al. 2010b, [PASP](#), **122**, 149
- Joy, A. H., & Abt, H. A. 1974, [ApJS](#), **28**, 1
- Kalas, P. G. 1996, PhD thesis, Max-Planck-Institute for Astronomy, Germany
- Kane, S. R., Thirumalachari, B., Henry, G. W., et al. 2016, [ApJ](#), **820**, L5
- Kane, S. R., von Braun, K., Henry, G. W., et al. 2017, [ApJ](#), **835**, 200
- Kane, S. R., Yalçınkaya, S., Osborn, H. P., et al. 2020, [AJ](#), **160**, 129
- Kasting, J. F. 1988, [Icarus](#), **74**, 472
- Katsova, M. M., & Livshits, M. A. 2011, [Astron. Rep.](#), **55**, 1123
- Keenan, P. C., & McNeil, R. C. 1989, [ApJS](#), **71**, 245
- Kennedy, G. M., & Kenyon, S. J. 2008a, [ApJ](#), **682**, 1264
- Kennedy, G. M., & Kenyon, S. J. 2008b, [ApJ](#), **673**, 502
- Kennedy, G. M., Matrà, L., Marmier, M., et al. 2015, [MNRAS](#), **449**, 3121
- Kennedy, G. M., Bryden, G., Ardiila, D., et al. 2018, [MNRAS](#), **476**, 4584
- Kervella, P., Arenou, F., Mignard, F., et al. 2019, [Mem. Soc. Astron. It.](#), **90**, 340
- Kervella, P., Arenou, F., & Thévenin, F. 2022, [A&A](#), **657**, A7
- Kiefer, F. 2019, [A&A](#), **632**, L9
- Kiraga, M., & Stepien, K. 2007, [Acta Astron.](#), **57**, 149
- Krasinsky, G. A., Pitjeva, E. V., Vasilyev, M. V., & Yagudina, E. I. 2002, [Icarus](#), **158**, 98
- Kraus, A. L., Ireland, M. J., Hillenbrand, L. A., & Martinache, F. 2012, [ApJ](#), **745**, 19
- Kraus, A. L., Ireland, M. J., Huber, D., Mann, A. W., & Dupuy, T. J. 2016, [AJ](#), **152**, 8
- Krist, J. E., Stapelfeldt, K. R., Bryden, G., & Plavchan, P. 2012, [AJ](#), **144**, 45
- Lafrenière, D., Marois, C., Doyon, R., Nadeau, D., & Artigau, É. 2007, [ApJ](#), **660**, 770
- Lannier, J., Lagrange, A. M., Bonavita, M., et al. 2017, [A&A](#), **603**, A54
- Lecavelier Des Etangs, A. 2007, [A&A](#), **461**, 1185
- Lecointe, J., Forget, F., Charnay, B., et al. 2013, [A&A](#), **554**, A69
- Leggett, S. K. 1992, [ApJS](#), **82**, 351
- Lestrade, J. F., Matthews, B. C., Sibthorpe, B., et al. 2012, [A&A](#), **548**, A86
- Lind, K., Asplund, M., Barklem, P. S., & Belyaev, A. K. 2011, [A&A](#), **528**, A103
- Lindgren, L., Hernández, J., Bombrun, A., et al. 2018, [A&A](#), **616**, A2
- Lindgren, L., Klioner, S. A., Hernández, J., et al. 2021, [A&A](#), **649**, A2
- Line, M. R., Teske, J., Burningham, B., Fortney, J. J., & Marley, M. S. 2015, [ApJ](#), **807**, 183
- Lisse, C. M., Beichman, C. A., Bryden, G., & Wyatt, M. C. 2007, [ApJ](#), **658**, 584
- Liu, M. C., Leggett, S. K., & Chiu, K. 2007, [ApJ](#), **660**, 1507
- Liu, B., Lambrechts, M., Johansen, A., & Liu, F. 2019, [A&A](#), **632**, A7
- Lo Curto, G., Mayor, M., Benz, W., et al. 2013, [A&A](#), **551**, A59
- Lo Curto, G., Pepe, F., Avila, G., et al. 2015, [The Messenger](#), **162**, 9
- Lopez-Santiago, J., Martino, L., Míguez, J., & Vázquez, M. A. 2020, [AJ](#), **160**, 273
- Lovis, C., Mayor, M., Pepe, F., et al. 2006, [Nature](#), **441**, 305
- Lovis, C., Dumusque, X., Santos, N. C., et al. 2011, arXiv e-prints [arXiv:1107.5325]
- Lovos, F. V., Díaz, R. F., & Nieto, L. A. 2022, [A&A](#), **665**, A157
- Luhman, K. L., Patten, B. M., Marengo, M., et al. 2007, [ApJ](#), **654**, 570
- Luna, S. H., Melita, M. D., & Navone, H. D. 2016, [Boletín de la Asociación Argentina de Astronomía La Plata Argentina](#), **58**, 310
- Maire, A.-L., Langlois, M., Dohlen, K., et al. 2016, [SPIE Conf. Ser.](#), **9908**, 990834
- Maire, A. L., Chauvin, G., Vigan, A., et al. 2021, [The Messenger](#), **183**, 7
- Maldonado, J., Micela, G., Baratella, M., et al. 2020, [A&A](#), **644**, A68
- Mamajek, E. E., & Hillenbrand, L. A. 2008, [ApJ](#), **687**, 1264
- Marcy, G. W., Butler, R. P., Vogt, S. S., et al. 2005, [ApJ](#), **619**, 570
- Marino, S., Wyatt, M. C., Kennedy, G. M., et al. 2017, [MNRAS](#), **469**, 3518
- Marois, C., Lafrenière, D., Doyon, R., Macintosh, B., & Nadeau, D. 2006, [ApJ](#), **641**, 556
- Marsden, S. C., Petit, P., Jeffers, S. V., et al. 2014, [MNRAS](#), **444**, 3517
- Marshall, J. P., Moro-Martín, A., Eiroa, C., et al. 2014, [A&A](#), **565**, A15
- Mayor, M., Bonfils, X., Forveille, T., et al. 2009a, [A&A](#), **507**, 487
- Mayor, M., Udry, S., Lovis, C., et al. 2009b, [A&A](#), **493**, 639
- Mayor, M., Marmier, M., Lovis, C., et al. 2011, arXiv e-prints [arXiv:1109.2497]
- Mesa, D., Gratton, R., Zurlo, A., et al. 2015, [A&A](#), **576**, A121
- Meschiari, S., Laughlin, G., Vogt, S. S., et al. 2011, [ApJ](#), **727**, 117
- Meunier, N., Lagrange, A. M., & De Bondt, K. 2012, [A&A](#), **545**, A87
- Meunier, N., Lagrange, A. M., Mbemba Kabuiku, L., et al. 2017, [A&A](#), **597**, A52
- Miller, B. P., Gallo, E., Wright, J. T., & Pearson, E. G. 2015, [ApJ](#), **799**, 163
- Morales, J. C., Mustill, A. J., Ribas, I., et al. 2019, [Science](#), **365**, 1441
- Morbidelli, A., Bitsch, B., Crida, A., et al. 2016, [Icarus](#), **267**, 368
- Muñoz, D. J., Lai, D., & Liu, B. 2016, [MNRAS](#), **460**, 1086
- Mugrauer, M., Seifahrt, A., Neuhäuser, R., & Mazeh, T. 2006, [MNRAS](#), **373**, L31
- Mugrauer, M., Neuhäuser, R., & Mazeh, T. 2007a, [A&A](#), **469**, 755
- Mugrauer, M., Seifahrt, A., & Neuhäuser, R. 2007b, [MNRAS](#), **378**, 1328
- Mugnier, L. M., Cornia, A., Sauvage, J.-F., et al. 2009, [J. Opt. Soc. Am. A](#), **26**, 1326
- Mustill, A. J., & Wyatt, M. C. 2009, [MNRAS](#), **399**, 1403
- Nagasawa, M., Lin, D. N. C., & Thommes, E. 2005, [ApJ](#), **635**, 578
- Nakajima, T., Oppenheimer, B. R., Kulkarni, S. R., et al. 1995, [Nature](#), **378**, 463
- Naoz, S., Farr, W. M., & Rasio, F. A. 2012, [ApJ](#), **754**, L36
- Narang, M., Manoj, P., Furlan, E., et al. 2018, [AJ](#), **156**, 221
- Ndugu, N., Bitsch, B., & Jurua, E. 2018, [MNRAS](#), **474**, 886
- Ngo, H., Knutson, H. A., Hinkley, S., et al. 2016, [ApJ](#), **827**, 8
- Oelkers, R. J., Rodriguez, J. E., Stassun, K. G., et al. 2018, [AJ](#), **155**, 39
- Padoan, P., & Nordlund, Å. 2004, [ApJ](#), **617**, 559
- Papaloizou, J. C. B., & Terquem, C. 2010, [MNRAS](#), **405**, 573
- Passegger, V. M., Schweitzer, A., Shulyak, D., et al. 2019, [A&A](#), **627**, A161
- Pavlov, A., Möller-Nilsson, O., Feldt, M., et al. 2008, [Proc. SPIE](#), **7019**, 701939
- Payne, M. J., Ford, E. B., Wyatt, M. C., & Booth, M. 2009, [MNRAS](#), **393**, 1219
- Peacock, S., Barman, T., Shkolnik, E. L., et al. 2019, [ApJ](#), **886**, 77
- Pearce, T. D., Launhardt, R., Ostermann, R., et al. 2022, [A&A](#), **659**, A135
- Pepe, F., Lovis, C., Ségransan, D., et al. 2011, [A&A](#), **534**, A58
- Petit, C., Sauvage, J.-F., Fusco, T., et al. 2014, [Proc. SPIE](#), **9148**, 914800
- Pollack, J. B., Hubickyj, O., Bodenheimer, P., et al. 1996, [Icarus](#), **124**, 62
- Quirrenbach, A., Passegger, V. M., Trifonov, T., et al. 2022, [A&A](#), **663**, A48
- Racine, R., Walker, G. A. H., Nadeau, D., Doyon, R., & Marois, C. 1999, [PASP](#), **111**, 587
- Radick, R. R., Lockwood, G. W., Henry, G. W., Hall, J. C., & Pevtsov, A. A. 2018, [ApJ](#), **855**, 75
- Raghavan, D., McAlister, H. A., Henry, T. J., et al. 2010, [ApJS](#), **190**, 1
- Ramírez, I., Meléndez, J., Bean, J., et al. 2014, [A&A](#), **572**, A48
- Ramsey, L. W., Adams, M. T., Barnes, T. G., et al. 1998, [SPIE Conf. Ser.](#), **3352**, 34
- Raymond, S. N., Armitage, P. J., & Gorelick, N. 2009, [ApJ](#), **699**, L88
- Read, M. J., & Wyatt, M. C. 2016, [MNRAS](#), **457**, 465
- Reggiani, M., & Meyer, M. R. 2013, [A&A](#), **553**, A124
- Robertson, P., Mahadevan, S., Endl, M., & Roy, A. 2014, [Science](#), **345**, 440
- Robertson, P., Endl, M., Henry, G. W., et al. 2015, [ApJ](#), **801**, 79
- Rocha-Pinto, H. J., Flynn, C., Scalo, J., et al. 2004, [A&A](#), **423**, 517
- Rosenthal, L. J., Knutson, H. A., Chachan, Y., et al. 2022, [ApJS](#), **262**, 1
- Saar, S. H., & Osten, R. A. 1997, [MNRAS](#), **284**, 803
- Santos, N. C., Israelian, G., & Mayor, M. 2004, [A&A](#), **415**, 1153

- Santos, N. C., Sousa, S. G., Mortier, A., et al. 2013, *A&A*, **556**, A150
- Santos, N. C., Adibekyan, V., Figueira, P., et al. 2017, *A&A*, **603**, A30
- Schlaufman, K. C. 2014, *ApJ*, **790**, 91
- Schlaufman, K. C. 2018, *ApJ*, **853**, 37
- Schlecker, M., Mordasini, C., Emsenhuber, A., et al. 2021, *A&A*, **656**, A71
- Schlecker, M., Burn, R., Sabotta, S., et al. 2022, *A&A*, **664**, A180
- Schlecker, M., Apai, D., Lichtenberg, T., et al. 2023, arXiv e-prints [arXiv:2309.04518]
- Simpson, E. R., Fetherolf, T., Kane, S. R., et al. 2022, *AJ*, **163**, 215
- Smith, R., Wyatt, M. C., & Haniff, C. A. 2009, *A&A*, **503**, 265
- Snedden, C. A. 1973, PhD thesis, The University of Texas at Austin, USA
- Söderhjelm, S. 1999, *A&A*, **341**, 121
- Soummer, R., Pueyo, L., & Larkin, J. 2012, *ApJ*, **755**, L28
- Sousa, S. G., Santos, N. C., Mayor, M., et al. 2008, *A&A*, **487**, 373
- Sousa, S. G., Santos, N. C., Adibekyan, V., Delgado-Mena, E., & Israelian, G. 2015, *A&A*, **577**, A67
- Sparks, W. B., Ford, H. C., Krist, J., Clampin, M., & Golimowski, D. 2002, *AAS Meeting Abstracts*, **201**, 21.03
- Stephenson, C. B. 1986, *AJ*, **92**, 139
- Suárez Mascareño, A., Rebolo, R., González Hernández, J. I., & Esposito, M. 2015, *MNRAS*, **452**, 2745
- Suárez Mascareño, A., Rebolo, R., & González Hernández, J. I. 2016, *A&A*, **595**, A12
- Suárez Mascareño, A., Rebolo, R., González Hernández, J. I., & Esposito, M. 2017, *MNRAS*, **468**, 4772
- Swastik, C., Banyal, R. K., Narang, M., et al. 2021, *AJ*, **161**, 114
- Takeda, G., Ford, E. B., Sills, A., et al. 2007, *ApJS*, **168**, 297
- Tanner, A., Boyajian, T. S., von Braun, K., et al. 2015, *ApJ*, **800**, 115
- Terquem, C., & Papaloizou, J. C. B. 2007, *ApJ*, **654**, 1110
- Tilipman, D., Vieytes, M., Linsky, J. L., Buccino, A. P., & France, K. 2021, *ApJ*, **909**, 61
- Tinney, C. G., Butler, R. P., Jones, H. R. A., et al. 2011, *ApJ*, **727**, 103
- Tokovinin, A. 2014, *AJ*, **147**, 86
- Trifonov, T., Kürster, M., Zechmeister, M., et al. 2018, *A&A*, **609**, A117
- Tull, R. G. 1998, *SPIE Conf. Ser.*, **3355**, 387
- Tuomi, M. 2011, *A&A*, **528**, L5
- Tuomi, M. 2014, *MNRAS*, **440**, L1
- Tuomi, M., & Anglada-Escudé, G. 2013, *A&A*, **556**, A111
- Tuomi, M., Anglada-Escudé, G., Gerlach, E., et al. 2013, *A&A*, **549**, A48
- Tuomi, M., Jones, H. R. A., Barnes, J. R., Anglada-Escudé, G., & Jenkins, J. S. 2014, *MNRAS*, **441**, 1545
- Turbet, M., Ehrenreich, D., Lovis, C., Bolmont, E., & Fauchez, T. 2019, *A&A*, **628**, A12
- Turbet, M., Bolmont, E., Ehrenreich, D., et al. 2020, *A&A*, **638**, A41
- Udry, S., Bonfils, X., Delfosse, X., et al. 2007, *A&A*, **469**, L43
- Udry, S., Dumusque, X., Lovis, C., et al. 2019, *A&A*, **622**, A37
- Unger, N., Díaz, R. F., Segránsan, D., Delisle, J. B., & Hara, N. 2020, *Boletín de la Asociación Argentina de Astronomía La Plata Argentina*, **61B**, 27
- Unger, N., Segránsan, D., Queloz, D., et al. 2021, *A&A*, **654**, A104
- Valenti, J. A., & Fischer, D. A. 2005, *ApJS*, **159**, 141
- van Biesbroeck, G. 1961, *AJ*, **66**, 528
- Veyette, M. J., & Muirhead, P. S. 2018, *ApJ*, **863**, 166
- Vican, L. 2012, *AJ*, **143**, 135
- Vidotto, A. A., Gregory, S. G., Jardine, M., et al. 2014, *MNRAS*, **441**, 2361
- Vidotto, A. A., Feeney, N., & Groh, J. H. 2019, *MNRAS*, **488**, 633
- Vigan, A., Moutou, C., Langlois, M., et al. 2010, *MNRAS*, **407**, 71
- Vigan, A., Fontanive, C., Meyer, M., et al. 2021, *A&A*, **651**, A72
- Vogt, S. S. 1987, *PASP*, **99**, 1214
- Vogt, S. S., Allen, S. L., Bigelow, B. C., et al. 1994, *SPIE Conf. Ser.*, **2198**, 362
- Vogt, S. S., Butler, R. P., Rivera, E. J., et al. 2010a, *ApJ*, **723**, 954
- Vogt, S. S., Wittenmyer, R. A., Butler, R. P., et al. 2010b, *ApJ*, **708**, 1366
- von Braun, K., Boyajian, T. S., Kane, S. R., et al. 2011, *ApJ*, **729**, L26
- von Braun, K., Boyajian, T. S., & van Belle, G. T. 2013, *EAS Pub. Ser.*, **64**, 429
- von Braun, K., Boyajian, T. S., van Belle, G. T., et al. 2014, *MNRAS*, **438**, 2413
- Wang, J., Xie, J.-W., Barclay, T., & Fischer, D. A. 2014, *ApJ*, **783**, 4
- Ward-Duong, K., Patience, J., De Rosa, R. J., et al. 2015, *MNRAS*, **449**, 2618
- Wittenmyer, R. A., Endl, M., Cochran, W. D., & Levison, H. F. 2007, *AJ*, **134**, 1276
- Wittenmyer, R. A., Wang, S., Horner, J., et al. 2013, *ApJS*, **208**, 2
- Wittenmyer, R. A., Tuomi, M., Butler, R. P., et al. 2014, *ApJ*, **791**, 114
- Wittenmyer, R. A., Butler, R. P., Tinney, C. G., et al. 2016, *ApJ*, **819**, 28
- Wright, J. T., Marcy, G. W., Butler, R. P., & Vogt, S. S. 2004, *ApJS*, **152**, 261
- Wright, N. J., Drake, J. J., Mamajek, E. E., & Henry, G. W. 2011, *ApJ*, **743**, 48
- Wright, D. J., Wittenmyer, R. A., Tinney, C. G., Bentley, J. S., & Zhao, J. 2016, *ApJ*, **817**, L20
- Wyatt, M. C., Smith, R., Greaves, J. S., et al. 2007, *ApJ*, **658**, 569
- Wyatt, M. C., Booth, M., Payne, M. J., & Churcher, L. J. 2010, *MNRAS*, **402**, 657
- Wyatt, M. C., Kennedy, G., Sibthorpe, B., et al. 2012, *MNRAS*, **424**, 1206
- Yee, S. W., Petigura, E. A., & von Braun, K. 2017, *ApJ*, **836**, 77
- Yuan-Yuan, C., Ji-Lin, Z., & Yue-Hua, M. 2014, arXiv e-prints [arXiv:1408.4228]
- Zakamska, N. L., Pan, M., & Ford, E. B. 2011, *MNRAS*, **410**, 1895
- Zechmeister, M., Kürster, M., & Endl, M. 2009, *A&A*, **505**, 859
- Zechmeister, M., Kürster, M., Endl, M., et al. 2013, *A&A*, **552**, A78
- Zhou, J.-L. 2010, *EAS Pub. Ser.*, **42**, 255
- Zhu, W. 2023, arXiv e-prints [arXiv:2306.16691]
- Zhu, W., & Wu, Y. 2018, *AJ*, **156**, 92
- Zucker, S., & Mazeh, T. 2002, *ApJ*, **568**, L113

Appendix A: State of the art of each system

In this appendix, we briefly describe each system of the survey, and state-of-the-art studies on it.

GJ 163. The system GJ 163 is located at 15.135 ± 0.004 pc (Gaia Collaboration 2021). The host star is a M3.5 dwarf (Hawley et al. 1996). We estimated the mass of the star to $0.46 \pm 0.05 M_{\odot}$ and its age via gyrochronology to 3 ± 7 Gyr. Both are consistent with the previous estimates from Bonfils et al. (2013b) and Tuomi & Anglada-Escudé (2013). The question of GJ 163's membership of the old disk or halo populations has been discussed in the literature (e.g., Leggett 1992; Bonfils et al. 2013b; Tuomi & Anglada-Escudé 2013) based on its relatively high UVW galactic velocities, and is still debated. GJ 163 could be either a rather young star accelerated to the typical velocity of an old dynamical population, or belong to the metal-rich tail of an old population of stars.

Bonfils et al. (2013b) discovered three planets, GJ 163 b, GJ 163 c and GJ 163 d with minimum masses of $11 M_{\oplus}$, $7.7 M_{\oplus}$ and $25 M_{\oplus}$ and semi-major axes of 0.061 au, 0.13 au, and 1.0 au, respectively. Two additional planets may be present, GJ 163 e ($11 M_{\oplus}$, 0.10 au) and GJ 163 f ($7.2 M_{\oplus}$, 1.0 au). Tuomi & Anglada-Escudé (2013) confirmed the presence of three planets b, c and d, and have tentative evidence for the planet f. Thus, in our work, we consider the planets b, c and d as confirmed and the planets e and f as unconfirmed.

GJ 176. The system GJ 176 is located at 9.485 ± 0.002 pc (Gaia Collaboration 2021). Its host star is a M2.5 dwarf (Joy & Abt 1974). We estimated the stellar mass to $0.52 \pm 0.05 M_{\odot}$, consistent with the previous estimate from Astudillo-Defru et al. (2017a). However, our age estimate based on gyrochronology gives a younger age of 2.3 ± 0.6 Gyr compared with $8.8^{+2.5}_{-2.8}$ Gyr from Veyette & Muirhead (2018). von Braun et al. (2014) derived a stellar radius of $0.45 \pm 0.02 R_{\odot}$. Peacock et al. (2019) investigated the extreme ultraviolet (EUV) emission of the star, that plays a key role in the stability and photochemistry of exoplanet atmospheres.

Endl et al. (2008) discovered one Neptune-like planet with a minimum mass of $24.1 \pm 3.1 M_{\oplus}$ at a period of 10.2 days. However, this planet has been called into question by Butler et al. (2009) and Forveille et al. (2009). Forveille et al. (2009) found the planet b to be rather a super-Earth-like planet ($8.4 M_{\oplus}$, 8.8 days) by using HARPS RV measurements. Robertson et al. (2015) and Trifonov et al. (2018) confirmed the existence of the planet b by studying the stellar activity for the former or by adding CARMENES measurements for the latter. They reported a minimal mass of $9.06^{+1.54}_{-0.70} M_{\oplus}$ at a semi-major axis of 0.066 ± 0.001 au (period of 8.8 days).

GJ 180. The system GJ 180 is located at 11.949 ± 0.002 pc (Gaia Collaboration 2021). The host star is a M2 dwarf (Gaidos et al. 2014), and has a stellar mass estimated in our work of $0.44 \pm 0.05 M_{\odot}$ which is consistent with the previous estimate from Zechmeister et al. (2009).

The system hosts two or three known planets discovered by radial velocity measurements. The planets b and c were found by Tuomi et al. (2014), while Feng et al. (2020) confirmed the existence of b ($m \sin i = 6.75^{+1.37}_{-1.78} M_{\oplus}$, $a = 0.092 \pm 0.008$ au, $P = 17.132 \pm 0.008$ days), found no evidence significant enough for c ($8.3^{+3.5}_{-5.3} M_{\oplus}$, 0.129 ± 0.017 au, 24.33 ± 0.07 days from

Tuomi et al. (2014)), and discovered an additional planet d ($7.49^{+2.66}_{-2.33} M_{\oplus}$, 0.31 ± 0.03 au, 106.34 ± 0.03 days).

BD-06 1339 (GJ 221). The system BD-06 1339 (also known as GJ 221) is the furthest from the Sun in our sample, at 20.305 ± 0.008 pc (Gaia Collaboration 2021). We estimated an age of 2.9 ± 1.2 Gyr by using chromospheric activity, a stellar mass of $0.65 \pm 0.05 M_{\odot}$, and a sub-solar stellar metallicity [Fe/H] of -0.20 ± 0.10 , all in agreement with Lo Curto et al. (2013) and/or Arriagada et al. (2013). The star is a K7 dwarf (Stephenson 1986).

It hosts one confirmed planet named c (minimal mass of $53 M_{\oplus}$ at a semi-major axis of 0.44 au, period of 126 days), and putatively two additional planets, b ($8.5 M_{\oplus}$, 0.04 au, 3.9 days) and d ($30 M_{\oplus}$, 1.1 au, 1496 days). The planets b and c were found simultaneously by Arriagada et al. (2013); Lo Curto et al. (2013). Tuomi (2014) indicated the presence of the third planet d. However, this planet d is ignored in the later paper from Simpson et al. (2022), who recently reported that the planet b is likely to be a false alarm caused by stellar activity. The only confirmed planet in this system is the one known as BD-06 1339 c which has a mass between Neptune and Saturn.

GJ 229. The system GJ 229 is located at 5.7612 ± 0.0004 pc (Gaia Collaboration 2021). Its host star GJ 229 A is a M1 dwarf (Henry et al. 2002), with a mass estimated in this work of $0.57 \pm 0.05 M_{\odot}$ consistent with the previous estimate from Zechmeister et al. (2009). By using gyrochronology, we found an age of 1.6 ± 0.4 Gyr, at 2σ consistent with Brandt et al. (2020) who suggested an age of 2.6 ± 0.5 Gyr from stellar activity measurements.

Nakajima et al. (1995) imaged GJ 229 B at a distance of 44.3 au from the star GJ 229 A. From their mass estimation of $20\text{--}50 M_{\text{Jup}}$ via cooling models of brown dwarfs, GJ 229 B is the first T-type brown dwarf with clear signs of methane (T6 according to Geballe et al. 2002).

By combining imaging, RV, and Gaia and HIPPARCOS data, different dynamical masses are found for GJ 229 B. On one hand, Brandt et al. (2020) measured a dynamical mass of $70.4 \pm 4.8 M_{\text{Jup}}$, updated to $71.4 \pm 0.6 M_{\text{Jup}}$ by Brandt et al. (2021). This value is significantly higher than the previous estimate and the minimal mass found by Feng et al. (2020) of $1.62 M_{\text{Jup}}$, but consistent with the inclination of $7.7^{+7.6}_{-4.4} \circ$ found by orbital fitting (Brandt et al. 2021). Nonetheless, their value is inconsistent with the value determined by using cooling models ($64.8 \pm 0.1 M_{\text{Jup}}$, Brandt et al. 2021). On the other hand, Feng et al. (2022) recently derived a dynamical mass of $60.4 \pm 2.4 M_{\text{Jup}}$, consistent only at 4σ with the value derived from Brandt et al. (2021). The brown dwarf is a bit closer than originally thought, as at 33 au (e.g., Brandt et al. 2020, 2021).

The system hosts as well two additional planets, GJ 229 A b first discovered by Tuomi et al. (2014) and confirmed later by Feng et al. (2020), who found as well the planet GJ 229 A c. Respectively, their minimal masses are $10.0^{+3.4}_{-6.1} M_{\oplus}$ and $7.9^{+2.4}_{-3.4} M_{\oplus}$, while their semi-major axes are 0.90 ± 0.07 au and 0.34 ± 0.03 au. If their orbits are coplanar with the orbit of GJ 229 B, hence face-on (inclination of $7.7^{+7.6}_{-4.4} \circ$, Brandt et al. 2021), their masses would be of $73^{+67}_{-16} M_{\oplus}$ and $57^{+17}_{-13} M_{\oplus}$, respectively.

GJ 422. The system GJ 422 is located at 12.676 ± 0.005 pc (Gaia Collaboration 2021). By using stellar activity, we estimated for the first time the age of the system to 5.5 ± 0.8 Gyr. The host star GJ 422 corresponds to a M3.5 dwarf (Hawley et al. 1996), with a mass estimated in this work of $0.42 \pm 0.05 M_{\odot}$ slightly higher but consistent with the previous estimate from Zechmeister et al. (2009).

To date, one planet b has been discovered but its location is debated: either at a 26-day period (Tuomi et al. 2014) or at a 20-day period (Feng et al. 2020). In both cases, the minimal mass is about $10 M_{\oplus}$. We consider in this study the planet from Feng et al. (2020) ($10.4^{+3.3}_{-1.9} M_{\oplus}$, 0.11 ± 0.01 au) as they used more observations (76 measurements by combining UVES and HARPS instruments) than Tuomi et al. (2014) (49, same instruments but on a shorter timeline).

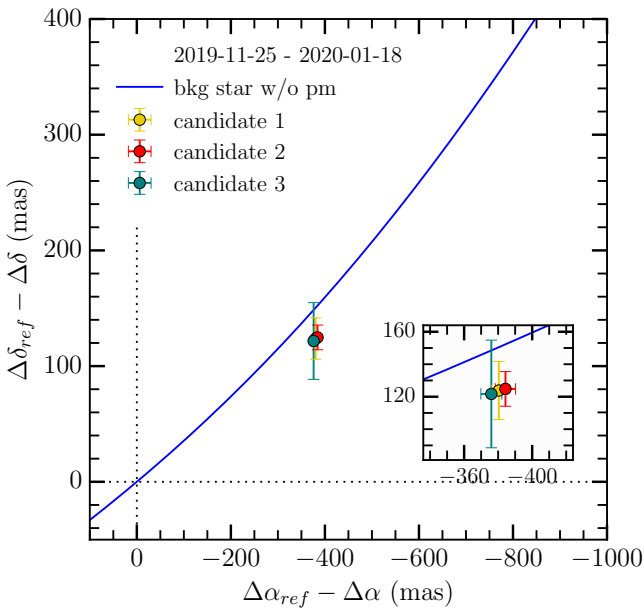


Fig. A.1. SPHERE/IRDIS relative astrometry differences of the offset positions of all the point-like sources detected around GJ 422 in both the second and third epochs (2018-01-28 and 2020-01-18). The expected variation of offset positions, if the companion candidates are stationary background objects are shown in blue solid line. The variation is estimated based on the parallactic and proper motions of the primary star. The five companion candidates are clearly identified as background contaminants. At the *bottom-right* corner, the insert shows a zoom on the location of the candidates.

GJ 433. The system GJ 433 is located at 9.077 ± 0.002 pc (Gaia Collaboration 2021). By using gyrochronology, we estimated for the first time the age of the system to 500 ± 150 Myr. The host star GJ 433 corresponds to a M1.5 dwarf (Hawley et al. 1996), with a mass estimated in this work of $0.50 \pm 0.05 M_{\odot}$ consistent with the previous estimate from Zechmeister et al. (2009). GJ 433 was reported to host a low-mass planet GJ 433 b with a minimal mass of $5.8 M_{\oplus}$ at a semi-major axis of 0.058 au (period of 20.1 days, Delfosse et al. 2013). They detected an additional significant signal with a much longer period of 10 years. Yet, based on the variation of activity indices on a similar timescale reported by Gomes da Silva et al. (2011), they concluded that a magnetic cycle of the star was a more likely origin. Tuomi et al. (2014) recovered the same signals and considered the longer period signal to be a planet candidate, and called it

GJ 433 c. If the planet GJ 443 c is real and the system close to edge-on, the planet c would be a cold super-Neptune (minimal mass of $28.8^{+19.2}_{-10.5} M_{\oplus}$) belonging to an unexplored population of Neptune-like planets. Regarding its separation of $0.5''$ from its host star (corresponding to a semi-major axis of $4.7^{+1.2}_{-0.8}$ au), the putative planet c is probably the first realistic candidate for the direct imaging of cold Neptunes (Feng et al. 2020). In addition, Feng et al. (2020) may have discovered a third planet in the system, GJ 433 d, likely a super-earth with a minimal mass of $4.9^{+2.5}_{-1.8} M_{\oplus}$ at a semi-major axis of $0.18^{+0.01}_{-0.02}$ au (36-day period). Furthermore, Kennedy et al. (2018) discovered an unresolved debris disk with a radius between 1 and 30 au by using Herschel.

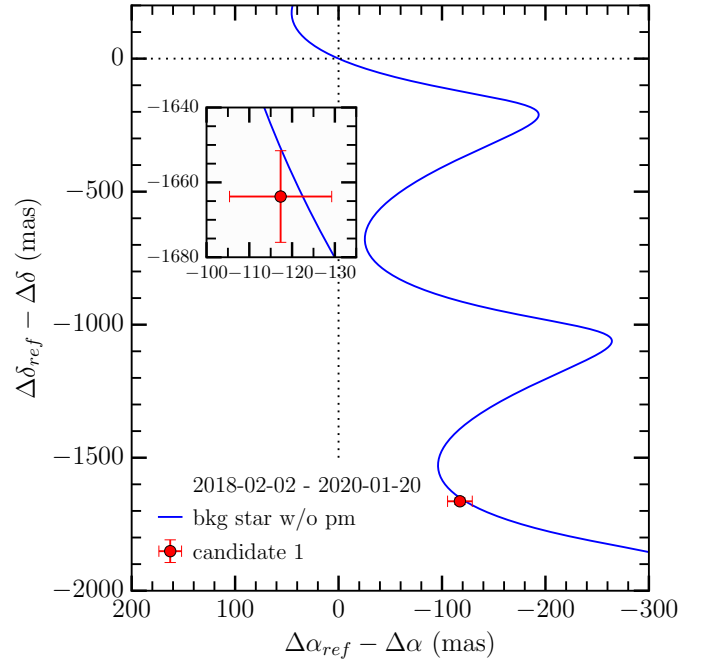


Fig. A.2. SPHERE/IRDIS relative astrometry differences of the offset positions of the point-like source detected around GJ 433 between the first epoch considered as reference 2018-02-02 and the second epoch 2020-01-20. (See caption from Fig. A.1)

GJ 581. The system GJ 581 is located at 6.301 ± 0.001 pc (Gaia Collaboration 2021). We estimated the stellar age at 10 ± 1 Gyr by using chromospheric activity which is consistent at 1σ with Veyette & Muirhead (2018) based on chemo-kinematics ($6.9^{+2.5}_{-2.3}$ Gyr) but not with the estimation based on isochrones (4.1 ± 0.3 Gyr) from Yee et al. (2017). Our new determination of the stellar mass ($0.35 \pm 0.05 M_{\odot}$) is consistent with Astudillo-Defru et al. (2017a). The star is a M3 star (Trifonov et al. 2018), and its radius is $0.30 \pm 0.01 R_{\odot}$ (von Braun et al. 2011). By looking into the atmospheric structures on the star based on observations in the visible, ultraviolet (UV), and X-ray, and especially by synthesizing integrated extreme-ultraviolet (EUV) fluxes, Tilipman et al. (2021) found the star GJ 581 to be relatively inactive compared to other M dwarfs of similar spectral types (e.g., GJ 644 B, GJ 588, GJ 887, or GJ 205), with H_2 fluorescent emission (France et al. 2013).

Over potentially six low-mass planets discovered, three are confirmed in the system. The GJ 581 b ($15.7 M_{\oplus}$ minimal mass, 5.4-day period) was discovered by Bonfils et al. (2005), while GJ 581 c ($5.0 M_{\oplus}$ minimal mass, 13-day period) and GJ 581 d ($7.7 M_{\oplus}$ minimal mass, 84-day period) by Udry et al.

(2007), and GJ 581 e (1.7 M_{\oplus} -minimal mass, 3.2-day period) by Mayor et al. (2009a). Vogt et al. (2010a) proposed the existence of two additional planets, GJ 581 f and GJ 581 g with orbital periods of 433 days and 37 days, respectively, but their existence is not supported by Forveille et al. (2011), nor by Tuomi (2011). In addition, later studies reconsidered the existence of the planet d (e.g., Baluev 2012; Robertson et al. 2014; Hatzes 2016). As did Trifonov et al. (2018), we only consider the planets GJ 581 b, GJ 581 c and GJ 581 e as confirmed and we use their derivation of the orbital values, i.e., minimal masses of $15.2 \pm 0.3 M_{\oplus}$, $5.7 \pm 0.3 M_{\oplus}$, and $1.7 \pm 0.2 M_{\oplus}$, and semi-major axes of 0.041 ± 0.001 au, 0.074 ± 0.001 au, and 0.029 ± 0.001 au, respectively. The planet GJ 581 c has been more in-depth studied in the literature: its spin-orbit resonance is likely to be 3:2, and the presence of liquid water has been investigated, including through 3D global climate models (Leconte et al. 2013).

Furthermore, Lestrade et al. (2012) discovered and resolved a debris disk extending from 25 au to more than 60 au by using Herschel. Its inclination is estimated to be between 30 and 70°.

Wolf 1061 (GJ 628). The system Wolf 1061 (GJ 628) is the closest system to the Sun from our sample, located at 4.3078 ± 0.0005 pc (Gaia Collaboration 2021). By using gyrochronology, we estimated an age of 7.1 ± 2.0 Gyr, consistent with the previous estimate from Veyette & Muirhead (2018) based on chemo-kinematics. We derive the stellar mass to a value of $0.35 \pm 0.05 M_{\odot}$, which is higher but in agreement with the value from Maldonado et al. (2020) of $0.25 \pm 0.12 M_{\odot}$. The stellar spectral type is between M3V and M4.5V spectral types (e.g., Joy & Abt 1974; Henry et al. 2002), while the stellar radius is $0.325 \pm 0.012 R_{\odot}$ (Kane et al. 2017).

Wright et al. (2016) discovered three planets Wolf 1061 b ($m \sin(i) = 1.4 \pm 0.3 M_{\oplus}$, $a \sim 0.04$ au, $P \sim 4.9$ days), Wolf 1061 c ($4.3 \pm 0.4 M_{\oplus}$, 0.08 au, 18 days) and Wolf 1061 d ($5.21 \pm 0.68 M_{\oplus}$, 0.20 au, 67 days). However, Astudillo-Defru et al. (2017b) called into issue the existence of the planet d, which could be caused by aliases. Hence, we consider in this paper only the planets b and c as confirmed.

GJ 649. The system GJ 649 is located at 10.391 ± 0.003 pc (Gaia Collaboration 2021). We derived an age of 1.40 ± 0.35 Gyr based on gyrochronology, which is in agreement with its membership to the “old disk” following kinematics (Leggett 1992) but younger than the age of $4.5^{+3.0}_{-2.0}$ Gyr determined by Veyette & Muirhead (2018) following a combined chemo-kinematic approach (consistent at 2σ). Our stellar mass measurement of $0.54 \pm 0.05 M_{\odot}$ is consistent with previous estimate from Johnson et al. (2010b) and von Braun et al. (2014). Its spectral type is M1.5 (Johnson et al. 2010b), while von Braun et al. (2014) found a stellar radius equal to $0.54 \pm 0.02 R_{\odot}$.

The system hosts one giant planet with a minimal mass of $0.328 M_{Jup}$ at a semi-major axis equal to 1.135 au and eccentricity of 0.30 ± 0.08 (Johnson et al. 2010b). As the RV signal of two circular planets can mimic the signal of one eccentric planet, Wittenmyer et al. (2013) proposed the existence of an inner smaller planet, with a minimal mass of about $9.5 M_{\oplus}$ at a semi-major axis of about 0.043 au based on a statistical approach. However, this planet has not been confirmed yet.

By using Herschel, Kennedy et al. (2018) discovered and marginally resolved a debris disk with a radius between 6 and 30 au, likely to be edge-on.

GJ 667 C. The system GJ 667 is a multi-stellar and planetary system located at 7.2429 ± 0.0015 pc (Gaia Collaboration 2021). The stars GJ 667 A and GJ 667 B form a binary pair with a total dynamically derived mass of $1.27 M_{\odot}$ (Söderhjelm 1999) and a semi-major axis of 13.1 au (period of 42.15 years, Delfosse et al. 2013), around which a third star, GJ 667 C, orbits at a projected angular separation of about 32.4", i.e., at a minimal distance of 235 au.

In this work, we focused on GJ 667 C, which is a M1.5 star (Hawley et al. 1996). We estimated its mass to $0.346 \pm 0.050 M_{\odot}$, consistent with previous estimates (Anglada-Escudé et al. 2012; Delfosse et al. 2013). Our age determination (6.3 ± 4.0 Gyr) via gyrochronology is in agreement with Anglada-Escudé et al. (2012). We derived a sub-solar stellar metallicity [Fe/H] of -0.48 ± 0.10 . The stellar radius is equal to $0.30 \pm 0.02 R_{\odot}$ (von Braun et al. 2013). In addition, France et al. (2013) noticed moderate level of UV emission from the chromospheric and transition regions of GJ 667 C.

The star GJ 667 C is known to host two confirmed planets (b and c), while five other ones (d, e, f, g and h) have been proposed. The planets b and c have been discovered by Anglada-Escudé et al. (2012) with minimal masses of $5.46 M_{\oplus}$ and $4.25 M_{\oplus}$, and at periods of about 7.2 days and 28.1 days (semi-major axes of about 0.05 au and 0.13 au), respectively. They were confirmed by Delfosse et al. (2013), Bonfils et al. (2013a), and Robertson et al. (2014). Anglada-Escudé et al. (2013) suggested the existence of the planet d ($5.1^{+1.8}_{-1.7} M_{\oplus}$, at 0.28 au, 92-day period), planet e ($2.7^{+1.6}_{-1.4} M_{\oplus}$, 0.21 au, 62 days), planet f ($2.7^{+1.4}_{-1.2} M_{\oplus}$, 0.16 au, 39 days), planet g ($5.1^{+1.8}_{-1.5} M_{\oplus}$, 0.55 au, 256 days), and planet h (tentative evidence of a $1.1^{+1.0}_{-0.9} M_{\oplus}$, 0.09 au, 17 days). However, Delfosse et al. (2013) and Robertson et al. (2014) reported the RV signal associated to the planet d as to be in reality an artifact caused by stellar rotation, harmonics, or aliases. After correcting from stellar activity, Robertson et al. (2014) were not able to confirm the other planetary candidates (e, f, g and h), thereby we consider them as unconfirmed.

GJ 674. The system GJ 674 is the second closest system in our sample, as at 4.5528 ± 0.0005 pc from the Sun (Gaia Collaboration 2021). The stellar spectral type is M2.5 (Hawley et al. 1996). Our stellar mass measurement of $0.40 \pm 0.05 M_{\odot}$ is consistent with the previous estimate from Bonfils et al. (2007). We estimated an age of 2.0 ± 0.5 Gyr based on gyrochronology, moderately higher than its previous value spanning between 0.1 and 1.0 Gyr (Bonfils et al. 2007), who considered the UVW galactic velocities corresponding to the transition between young and old disk populations (Leggett 1992). Although the star is not supposed to be in its most active period, Froning et al. (2019) reported a large flare and several small ones in far-ultraviolet (FUV) monitoring observations with the Hubble Space Telescope, highlighting the importance of considering the FUV emission for exoplanet atmospheric heating and chemistry.

The system GJ 674 hosts at least one planet b of minimal mass $11.1 M_{\oplus}$ at a semi-major axis of about 0.039 au (4.69-day period, Bonfils et al. 2007). Vidotto et al. (2019) pointed out that GJ 674 b would be a relevant planet to try to detect aurora in radio, provided that the wind of the host star is not too strong.

GJ 682. The system GJ 682 (HIP 86214) located at 5.008 ± 0.001 pc (Gaia Collaboration 2021) has a M3.5 star (Hawley et al. 1996). In our work, we estimated the stellar

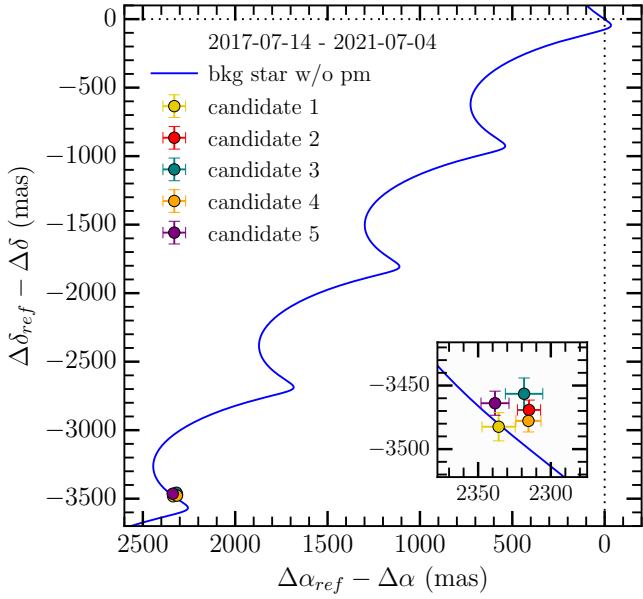


Fig. A.3. SPHERE/IRDIS relative astrometry differences of the offset positions of the point-like source detected around GJ 674 between the first epoch considered as reference 2017-07-14 and the second epoch 2021-07-04. (See caption from Fig. A.1)

mass to $0.30 \pm 0.05 M_{\odot}$, consistent with the previous estimate from Zechmeister et al. (2009), but higher than Ward-Duong et al. (2015), estimated at $0.23 M_{\odot}$. By using either activity or gyrochronology-based methods, we were not able to estimate a robust age for this system. Thus, in this study we consider the default age of 5 ± 4 Gyr, as no estimate is given in the literature. Ward-Duong et al. (2015) proposed a $0.14 M_{\odot}$ binary companion orbiting at a projected distance of 0.85 au ($0.17''$). Since we did not re-detect it in any of our three epochs, and the field of view of GJ 682 is crowded (10–26 detections, see Table 3, Figs. E.1 and E.3), and RV measurements did not reveal the presence of such binary companion, we consider it was a background contaminant in their 2005-05-01 epoch of observation.

Tuomi et al. (2014) discovered two low-mass planets in this system, GJ 682 b and GJ 682 c with minimal masses of $4.4^{+3.7}_{-2.4} M_{\oplus}$ and $8.7^{+5.8}_{-4.6} M_{\oplus}$, at semi-major axes of $0.080^{+0.014}_{-0.004}$ au and $0.176^{+0.030}_{-0.003}$ au (17.5-day and 57-day periods), respectively. However, the planets b and c have not been confirmed in a ulterior study. Feng et al. (2020) in their updated UCLES measurements and additional HARPS data did not identify them as planetary signal, but rather as caused by stellar activity. Thus, we considered the planets GJ 682 b and GJ 682 c as unconfirmed, that means the system GJ 682 might not be planetary.

GJ 832. The system GJ 832 is located at 4.9671 ± 0.0006 pc (Gaia Collaboration 2021). We estimated the stellar age at 2.4 ± 0.3 Gyr by using gyrochronology. We found a stellar mass of $0.48 \pm 0.05 M_{\odot}$ consistent with the previous estimate from Bonfils et al. (2013a). The stellar type is M2.5 (Hawley et al. 1996), while the stellar radius is $0.50 \pm 0.02 R_{\odot}$ (von Braun et al. 2011). Peacock et al. (2019) investigated the extreme ultraviolet radiation environment around, whereas afterwards Tilipman et al. (2021) focused on the stellar atmospheric structures as for GJ 581. Tilipman et al. (2021) found the star GJ 832 to be relatively inactive, but still more than GJ 581, and have as well a H₂ fluorescent emission (France et al. 2013).

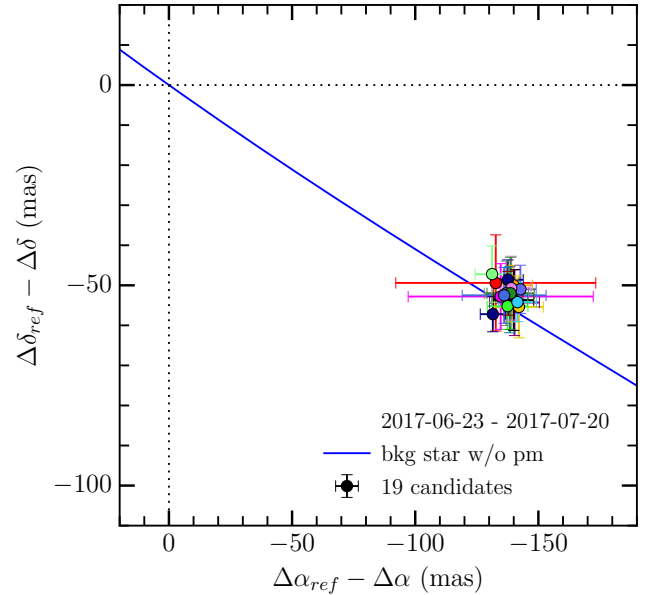
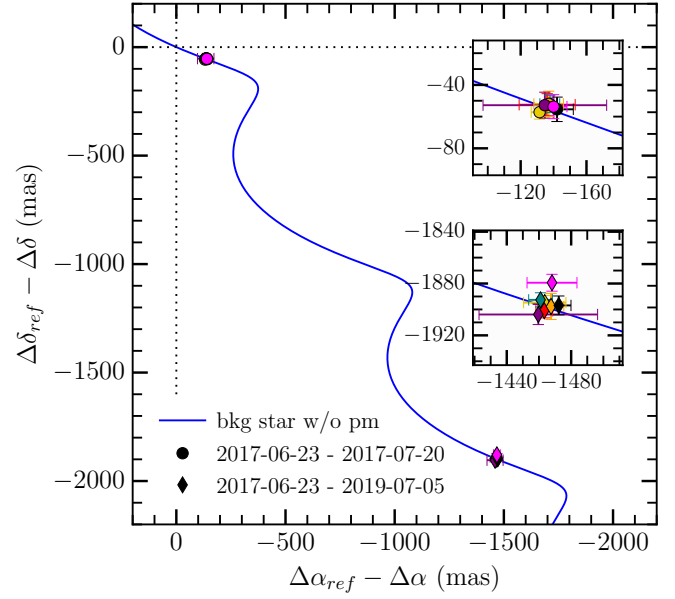


Fig. A.4. SPHERE/IRDIS relative astrometry differences of the offset positions of the point-like source detected around GJ 682 in the three epochs (at the top) and only in the first and third epochs (at the bottom). The first epoch is considered as reference, i.e., 2017-06-22; the second epoch is 2017-06-23, and the third epoch 2019-07-05. (See caption from Fig. A.1)

The system GJ 832 hosts a long-period planet named GJ 832 b. This planet b was discovered by Bailey et al. (2009) using radial velocity measurements: it has a minimal mass of $0.74 \pm 0.06 M_{\text{Jup}}$ orbiting at a period of $3\,838 \pm 49$ days (a semi-major axis of 3.79 ± 0.03 au) with a low eccentricity (0.02–0.06) from the most recent study Gorrini et al. (2022). Bonfils et al. (2013a) confirmed the signal, and indicated a possible second signal at a 35-day period, but which could yet be linked to stellar activity. This signal was considered by Wittenmyer et al. (2014) as the planet c, an inner super-Earth ($5.4 \pm 1.0 M_{\oplus}$, 0.16 ± 0.01 au). Recently, this planet c have been debated by Gorrini et al. (2022) arguing for stellar activity. Hence, we only consider the planet b as confirmed, and we removed the system GJ 832 in our statistical study of systems hosting known sub-Saturn(s). Nonetheless,

we stress the fact that the system GJ 832 is one of the four systems in our full sample with a significant proper motion anomaly signature (signal-to-noise ratio equal to 14.1, [Kervella et al. 2022](#)). This is consistent with the radial velocity measurements of the planet b, assuming a circular orbit and an inclination of about 60° ([Kervella et al. 2019](#)). The planet GJ 832 b has not yet been imaged - even though we had a detection plausible in our first epoch with SPHERE, we were not able to recover it in the best observation (see Section 5.2).

GJ 3998. The system GJ 3998 located at 18.18 ± 0.01 pc ([Gaia Collaboration 2021](#)) has a M1.5 star ([Gaidos et al. 2014](#)). In our work, we estimated the stellar mass to $0.55 \pm 0.05 M_\odot$, consistent with the previous estimate from [Affer et al. \(2016\)](#). By using gyrochronology, we estimated for the first time an age of 2.0 ± 0.5 Gyr for this system.

[Affer et al. \(2016\)](#) discovered two low-mass planets in this system, GJ 3998 b and GJ 3998 c with minimal masses of $2.5 \pm 0.3 M_\oplus$ and $6.3 \pm 0.8 M_\oplus$, at semi-major axes of 0.029 ± 0.001 au and 0.089 ± 0.003 au (i.e., about 2.6-day and 13.7-day periods), respectively.

HD 3651. The system HD 3651 located at 11.108 ± 0.006 pc ([Gaia Collaboration 2021](#)) has a K0V star ([Gray et al. 2003](#)). By using gyrochronology and chromospheric activity, we estimated an age of 7.5 ± 2.2 Gyr for the system, consistent with values from the literature (e.g., [Valenti & Fischer 2005](#); [Liu et al. 2007](#); [Vidotto et al. 2014](#); [Bonfanti et al. 2016](#)). We determined a stellar mass $0.86 \pm 0.06 M_\odot$, higher than the previous estimate ($0.79 \pm 0.06 M_\odot$) from [Fischer et al. \(2003\)](#) and a stellar metallicity [Fe/H] close to the solar one (0.08 ± 0.06).

The system HD 3651 hosts one eccentric (0.63 ± 0.04) Saturn-mass planet b ($0.20 M_{\text{Jup}}$) at 0.28 au (period of 62-day) discovered by [Fischer et al. \(2003\)](#) using radial velocity measurements from the Lick and Keck observatories. In addition, [Mugrauer et al. \(2006\)](#) and [Luhman et al. \(2007\)](#) independently discovered by direct imaging a wide-orbit brown dwarf ($20\text{--}60 M_{\text{Jup}}$, projected separation of $43''$ corresponding to 480 au). Its spectral type is $T7.5 \pm 0.5$ ([Liu et al. 2007](#); [Burgasser 2007](#)). [Line et al. \(2015\)](#) retrieved ammonia in low-resolution near infrared spectrum for this brown dwarf, and found a good agreement between the values of the carbon-to-oxygen ratio of the brown dwarf and the host star. [Wittenmyer et al. \(2013\)](#) proposed the existence of an inner planet (minimal mass of $0.09 M_{\text{Jup}}$) at a period of 31 days (0.19 au) based on the same statistical approach than for GJ 649. Yet, they retracted in [Wittenmyer et al. \(2007\)](#), stating that radial velocity signal from a planet with an eccentricity higher than 0.5 cannot be explained by an architecture of two circular planets from updated simulations. It is consistent with results from [Brewer et al. \(2020\)](#), who did not expect an inner planet to HD 3651 b from their radial-velocities measurements coupled to their N-body simulations, since it would be dynamically unstable.

HD 20794. The system HD 20794 located at 6.041 ± 0.003 pc ([Gaia Collaboration 2021](#)) has a G8V star ([Pepe et al. 2011](#)). In our work, we estimated the stellar mass to $0.79 \pm 0.05 M_\odot$, lower but consistent at 1σ with the previous estimate ($0.85 \pm 0.02 M_\odot$) from [Takeda et al. \(2007\)](#), and a metallicity [Fe/H] of -0.36 ± 0.05 . By using chromospheric activity, we estimated an age of 6.0 ± 0.3 Gyr for the system, younger than the previous age (11.6 ± 1.5 Gyr) from [Bonfanti et al. \(2016\)](#). As HD 20794 is particularly stable over long time baselines ([Butler](#)

[et al. 2001](#)), the system has been selected as a special star reference for radial velocity measurements, which explains the high number of observations with HARPS (> 7500).

The system hosts several super-Earths. [Pepe et al. \(2011\)](#) reported the discovery of three planets, HD 20794 b, HD 20794 c and HD 20794 d at 0.12 au (18-day period), 0.20 au (18-day period) and 0.35 au (90-day period), and with minimal masses of $2.7 M_\oplus$, $2.4 M_\oplus$ and $4.7 M_\oplus$, respectively. They are cautious regarding their planet c, due to faint amplitude signal and as it could be linked to the stellar rotation. [Feng et al. \(2017\)](#) is suspicious as well regarding the existence of the planet c, but points out the existence of at least one additional planet HD 20794 e at 0.51 au (147-day period), and possibly two, HD 20794 f and HD 20794 g, at 0.88 au (331-day period) and 0.09 au (12-day period), having minimal masses of $4.8 M_\oplus$, $10.3 M_\oplus$, and $1.0 M_\oplus$, respectively. In this work, we consider the planets b, d, and e as confirmed detections, the others as unconfirmed.

In addition, the star hosts a cold (about 80 K) debris disk spanning between roughly 15 and 40 au ([Wyatt et al. 2012](#); [Kennedy et al. 2015](#)). Hot dust was detected with VLTI/PIONIER with an excess of $1.64 \pm 0.37\%$ ([Ertel et al. 2014](#)) and a variability over two years ([Ertel et al. 2016](#)). This hot dust could be located between 0.01 and 0.1 au ([Kennedy et al. 2015](#)), with the sublimation radius estimate at 0.03 au ([Absil et al. 2021](#)).

HD 38858. The system HD 38858 is located at 15.210 ± 0.007 pc ([Gaia Collaboration 2021](#)) and has a G2V star ([Gray et al. 2003](#)). We derived an age of 4.3 ± 1.0 Gyr based on gyrochronology and chromospheric activity, in agreement with previous estimates from [Takeda et al. \(2007\)](#) and [Lovis et al. \(2011\)](#), but significantly older than the estimate from [Casagrande et al. \(2011\)](#) of 200 Myr based on isochrones. In addition, we estimated a stellar mass of $0.91 \pm 0.06 M_\odot$, consistent with [Takeda et al. \(2007\)](#), and a metallicity [Fe/H] of -0.21 ± 0.05 .

The system hosts at least a low-mass planet named HD 38858 b discovered by [Kennedy et al. \(2015\)](#) at 0.64 au (198-day period) and with a minimum mass of $12 \pm 2 M_\oplus$. Previously, [Mayor et al. \(2011\)](#) announced the discovery of a planet with a semi-major axis of 1.04 au (407-day period) and a minimal mass of $30.6 \pm 4.1 M_\oplus$. However, by using additional data (96 instead of 52 measurements) [Kennedy et al. \(2015\)](#) revealed this signal to be caused by stellar activity. [Read & Wyatt \(2016\)](#) put constraints on the presence of additional low-mass planets in the system from a theoretical perspective. They reported that an eccentric (0.2–0.8) planet located between 1 and 10 au and with a minimal mass of 3–10 M_\oplus would be unlikely, as secular interactions with the planet HD 38858 b would cause a significant eccentricity for the planet b that is not observed. Nonetheless, if such planet did exist, it would point for the existence of a third planet, in the vicinity of the planet HD 38858 b, and stabilizing it.

Furthermore, [Beichman et al. \(2006\)](#) discovered with *Spitzer* a cool debris disk around the star, marginally resolved ([Krist et al. 2012](#)), and better resolved at the same wavelength ($70 \mu\text{m}$) with Herschel [Kennedy et al. \(2015\)](#). These latter observations constrained the disk geometry and radial structure.

HD 40307. The system HD 40307 is located at 12.932 ± 0.003 pc ([Gaia Collaboration 2021](#)), and hosts a K2.5V star ([Gray et al. 2006](#)). We derived an age of 4.4 ± 2.0 Gyr based on chromospheric activity and gyrochronology which is consistent with e.g., [Lovis et al. \(2011\)](#) and [Bonfanti et al. \(2016\)](#).

We estimated the stellar mass to $0.71 \pm 0.05 M_{\odot}$, in agreement with [Takeda et al. \(2007\)](#), and determined a stellar sub-solar metallicity [Fe/H] of -0.30 ± 0.05 .

By using HARPS RV measurements, four to six super-Earths and/or mini-Neptunes may have been discovered in the system. In short, the three inner ones b, c, and d are discovered by [Mayor et al. \(2009b\)](#) and the three outer ones e, f and g by [Tuomi et al. \(2013\)](#) who used a new analysis method. However, the existence of the planets HD 40307 e, and HD 40307 g is debated ([Díaz et al. 2016](#); [Unger et al. 2020](#)). Regarding the confirmed planets HD 40307 b, HD 40307 c, HD 40307 d, and HD 40307 f, [Unger et al. \(2020\)](#) reported minimal masses of about $3.81 M_{\oplus}$, $6.43 M_{\oplus}$, $8.74 M_{\oplus}$, and $3.63 M_{\oplus}$, semi-major axes of about 0.05 au, 0.08 au, 0.13 au, and 0.25 au (periods of 4.3 days, 9.6 days, 20.4 days, and 51.6 days), respectively. As for the unconfirmed planets HD 40307 e and HD 40307 g, they would have a minimal mass of $3.5 M_{\oplus}$, and $7.1 M_{\oplus}$, and semi-major axis of 0.19 au and 0.60 au (period of 34.6 day, and 198 day) following [Tuomi et al. \(2013\)](#).

Concerning their formation history, [Barnes et al. \(2009\)](#) found that the planets b, c, and d likely formed at larger radii and migrated inward into their current orbits owing to disk interactions. The dynamics of this multiple system with at that time three planets discovered has been also investigated by [Papaloizou & Terquem \(2010\)](#), [Zhou \(2010\)](#), and [Yuan-Yuan et al. \(2014\)](#). On the other hand, [Brasser et al. \(2014\)](#) investigated the stability of the system based on a 6-planet configuration.

Furthermore, the system HD 40307 was imaged by VLT/NaCo ([Dietrich & Ginski 2018](#)). Nonetheless, the reported companion candidate found at a separation of $13.35''$ and position angle of 146° was classified as a background object.

HD 69830. The system HD 69830 is located at 12.579 ± 0.006 pc ([Gaia Collaboration 2021](#)). We derived an age of 6.6 ± 1.5 Gyr based on gyrochronology and chromospheric activity, which is younger than the age estimated from [Takeda et al. \(2007\)](#) of 10.4 ± 2.5 Gyr but consistent with the one from e.g., [Tanner et al. \(2015\)](#). Our stellar mass estimation of $0.88 \pm 0.06 M_{\odot}$ is consistent with the value from e.g., [Tanner et al. \(2015\)](#). We determined a stellar metallicity [Fe/H] consistent with the solar one (-0.03 ± 0.05). The star has a spectral type of is G8V ([Gray et al. 2006](#)) or K0V [Tanner et al. \(2015\)](#). From interferometric measurements with the CHARA array, [Tanner et al. \(2015\)](#) estimated a physical radius of $0.906 \pm 0.019 R_{\odot}$. In addition, the system HD 69830 underwent an encounter 0.31 ± 0.01 Myr ago at a minimal distance of $0.43^{+0.06}_{-0.02}$ pc with the star HD 57901 ([Bertini et al. 2023](#)).

[Lovis et al. \(2006\)](#) discovered three planets b, c and d with minimum masses of $10.2 M_{\oplus}$, $11.8 M_{\oplus}$ and $18.1 M_{\oplus}$ and semi-major axis of about 0.08 au, 0.19 au and 0.63 au i.e., periods of 8.7, 31.6 and 197 days, respectively. [Lovis et al. \(2006\)](#), [Alibert et al. \(2006\)](#) and [Lecavelier Des Etangs \(2007\)](#) concluded that HD 69830 b must have a mainly rocky composition such as a super-Earth, while the two outermost planets HD 69830 c and HD 69830 d should more look like super-Neptunes. Those planets have been confirmed in later studies, e.g., [Hara et al. \(2022\)](#) who led an in-depth study of stellar activity. By using 254 HARPS RV measurements (acquired before the change of fiber in 2015) spanning over 11.5 years, they demonstrated that the RV periodic signals associated to the three planets have a stable amplitude, phase and period, which strengthens their planetary origin over a stellar one. Moreover, this configuration of three planets is dynamically stable even if planetary masses are

shifted to Jupiter masses in case of a face-on system ([Ji et al. 2007](#)). [Payne et al. \(2009\)](#) reported that the three planets may have migrated through the disk.

Furthermore, the system hosts a warm belt, external to the three low-mass planets known, and first constrained by [Beichman et al. \(2005\)](#) via SED modelling of *Spitzer* observations. They show the star to harbour within 1 au warm dust grains from an exozodiacal disk (exozodi), which would represent a total mass of about $4.6 \times 10^{-9} M_{\oplus}$ by assuming only $0.25 \mu\text{m}$ -sized dust grains. The exozodi could be explained by a recent collision between planetesimals ([Wyatt et al. 2007, 2010](#); [Heng & Tremaine 2010](#)). [Beichman et al. \(2006\)](#) pointed out that over 41 stars hosting planets, and later on [Bryden et al. \(2009\)](#) for an additional 105 stars hosting planets, that HD 69830 is the only one among 14 systems with a debris disk to have this IR excess exclusively at $24 \mu\text{m}$. This means the system has a hot belt and insignificant amounts of cool dust. The absence of a large and cold reservoir of cometary bodies is also reported by [Marshall et al. \(2014\)](#) based on Herschel data. This makes replenishing the exozodi challenging. Hence, the discovery from [Lisse et al. \(2007\)](#) with *Spitzer* of icy dusty grains may indicate that a recent disruptive event happened within the year of the observation. Yet, follow-up observations at higher signal-to-noise ratio still with *Spitzer* were not able to detect water ice again or any change in the emission spectrum ([Beichman et al. 2011](#)). These latter indicate that the disruption of C-type asteroid(s) formed in dry and inner regions could explain the exozodi.

The status of a short-lived exozodi (e.g., [Beichman et al. 2005](#)) is debated by [Heng \(2011\)](#) which argued that the age of the system is poorly constrained and thus could be up to about 1 Gyr. Such an age might point the hypothesis of a non-transient exozodi. In this case, the exozodi would have a mass of $3\text{--}4 \times 10^{-3} M_{\oplus}$ i.e., from 7 to 10 times the one from the asteroid belt in our Solar system ([Krasinsky et al. 2002](#)).

Complementary observations in the mid infrared with VLT/MIDI have enabled to resolve the dust emission of the exozodi at $8\text{--}13 \mu\text{m}$, but not with VISIR at $18.7 \mu\text{m}$, consistent with the radius of 1 au derived by SED modelling ([Smith et al. 2009](#)). In addition, [Beichman et al. \(2011\)](#) reported no variability of the amount of dust or its composition over 4 year period with *Spitzer* (upper limit of 3.3% at 1σ -level).

HD 85512. The system HD 85512 is located at 11.277 ± 0.003 pc ([Gaia Collaboration 2021](#)). We derived an age of 5.1 ± 1.0 Gyr based on gyrochronology and chromospheric activity, and a stellar mass of $0.70 \pm 0.05 M_{\odot}$, both consistent with e.g., [Pepe et al. \(2011\)](#). We found a sub-solar metallicity [Fe/H] of -0.28 ± 0.12 . The star has a K5V spectral type, and is even more stable than HD 20794 ([Pepe et al. 2011](#)).

The system is known to harbour one planet HD 85512 b of minimal mass $3.6 \pm 0.5 M_{\oplus}$ at 0.26 ± 0.01 au (~ 58 -day period) on a possible circular orbit ($e = 0.11 \pm 0.1$) and rocky ([Pepe et al. 2011](#)). The spin-orbit resonance of the planet b is likely to be 3:2 ([Luna et al. 2016](#)). In addition, [Leconte et al. \(2013\)](#) investigated the habitability of the planet using 3D global climate models, arguing it cannot be ruled out even if the planet b is closer than the inner edge of the classically defined habitable zone, which corresponds to a predicted runaway greenhouse transition that remains to be empirically tested ([Ingersoll 1969](#); [Kasting 1988](#); [Turbet et al. 2019, 2020](#); [Schlecker et al. 2023](#)).

HD 99492. The system HD 99492 is located at a distance of 18.16 ± 0.01 pc ([Gaia Collaboration 2021](#)). We derived an age of

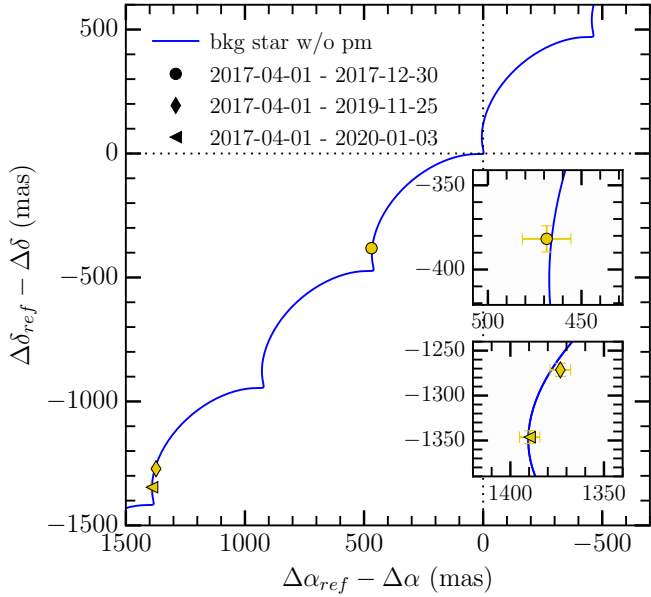


Fig. A.5. SPHERE/IRDIS relative astrometry differences of the offset positions of all the point-like sources detected around HD 85512 between the first epoch considered as reference 2017-04-01 and the three epochs after, 2017-12-30, 2019-11-25, and 2020-01-03. (See caption from Fig. A.1)

5.7 ± 1.0 Gyr from gyrochronology and chromospheric activity, which is consistent with [Marcy et al. \(2005\)](#) and [Bonfanti et al. \(2016\)](#). Its star has a mass of $0.84 \pm 0.05 M_{\odot}$ in agreement with [Takeda et al. \(2007\)](#) and a spectral type K2V ([Marcy et al. 2005](#)). We found a super-solar metallicity [Fe/H] of 0.27 ± 0.09 . The star is in a binary orbit with HD 99491, both also known as 83 Leonis B and A, respectively, separated by about $40.76''$ corresponding to an average projected separation of ~ 740 au.

The system hosts one planet HD 99492 b of minimal mass $35.6 M_{\oplus}$ at 0.12 au (17-day period) discovered by [Marcy et al. \(2005\)](#). The hypothetical outer planet HD 99492 c suggested via RV trend ([Marcy et al. 2005](#)), is claimed by [Meschiari et al. \(2011\)](#) as a giant planet of $0.36 M_{\text{Jup}}$ minimal mass orbiting at 5.4 ± 0.5 au (about 5000-day period). However, [Kane et al. \(2016\)](#) reported the radial velocity signal associated previously to HD 99492 c to be caused by a stellar activity cycle of about 13 years.

HD 102365. The system HD 102365 (also known as HR 4523) is located at a distance of 9.320 ± 0.008 pc ([Gaia Collaboration 2021](#)). We derived an age of 4.3 ± 0.8 Gyr based on chromospheric activity and gyrochronology, younger than the age estimated from [Takeda et al. \(2007\)](#) of 9.5 ± 3.0 Gyr. We estimated a stellar mass of $0.81 \pm 0.05 M_{\odot}$, consistent with [Takeda et al. \(2007\)](#), and a sub-solar metallicity [Fe/H] of -0.35 ± 0.03 . The star is classified as a G3V and G5V star ([Keenan & McNeil 1989](#); [Evans et al. 1957](#)). In addition, the star is part of a binary system with a M4V companion located at projected separation of 322 au ([van Biesbroeck 1961](#); [Hawley et al. 1996](#)).

Based on 149 UCLES radial velocities measurements spanning over 12 years, [Tinney et al. \(2011\)](#) reported the existence of HD 102365 b of minimal mass $16.0 \pm 2.6 M_{\oplus}$ orbiting at 0.46 ± 0.04 au (122.1 ± 0.3 -day period) with an eccentricity of 0.34 ± 0.14 . However, [Zechmeister et al. \(2013\)](#) did not find evidence for the signal with their 62 HARPS RV measurements

spanning over 4.4 years, hence the system HD 102365 may not be planetary.

61 Vir (HD 115617). The system 61 Vir (HD 115617) is located at 8.53 ± 0.01 pc ([Gaia Collaboration 2021](#)). In this work we estimated the stellar age (5.1 ± 1.3 Gyr) based on gyrochronology and stellar activity, as well as the stellar mass ($0.915 \pm 0.053 M_{\odot}$) and the metallicity [Fe/H] (-0.03 ± 0.04). Our results are consistent with previous estimates from [Wright et al. \(2011\)](#), [Vican \(2012\)](#), [Vogt et al. \(2010b\)](#), [Valenti & Fischer \(2005\)](#), and [Sousa et al. \(2008\)](#).

The star has a spectral type between G5V and G7V (e.g., [Gray et al. 2006](#)) and its stellar radius is estimated to $0.987 \pm 0.005 R_{\odot}$ ([von Braun et al. 2014](#)). By using radial velocity measurements, [Vogt et al. \(2010b\)](#) discovered three planets b, c, and d at minimal masses of 5, 18 and $23 M_{\oplus}$ and semi-major axes of 0.05, 0.22 and 0.49 au, respectively. [Wyatt et al. \(2012\)](#) confirmed the planets b and c but not the planet d, therefore we consider in this work 61 Vir d as unconfirmed.

In addition, [Bryden et al. \(2006\)](#) discovered with *Spitzer* a debris disk surrounding the star with a fractional luminosity $L_{\text{dust}}/L_{\text{star}}$ of $2.7 \cdot 10^{-5}$. By using Herschel, [Wyatt et al. \(2012\)](#) reported that the disk density peaks between 30 and 100 au (and even up to 150 au from ALMA observations according to [Marino et al. \(2017\)](#)). [Wyatt et al. \(2012\)](#) found that the disk is inclined by 77° with respect to the plane of the sky which gives a slight underestimation of 3% for the planet masses by assuming the disk and the orbits of these planets to be coplanar.

HD 136352. The system HD 136352 is located at 14.74 ± 0.02 pc ([Gaia Collaboration 2021](#)) and hosts a G2V star ([Gray et al. 2006](#)). We derived an age of 0.57 ± 0.17 Gyr based on chromospheric activity, which is significantly younger than the age estimated from [Lovis et al. \(2011\)](#) or [Kane et al. \(2020\)](#), respectively 4.37 ± 0.5 Gyr and 8.3 ± 3.2 Gyr. Our stellar mass estimation of $0.83 \pm 0.05 M_{\odot}$ is consistent with [Delrez et al. \(2021\)](#). We found a sub-solar metallicity [Fe/H] of -0.37 ± 0.03 .

The system hosts three planets b, c, and d discovered by [Mayor et al. \(2011\)](#) via RV measurements. [Udry et al. \(2019\)](#) reported minimal masses of $4.8 \pm 0.6 M_{\oplus}$, $10.8 \pm 1.0 M_{\oplus}$, and $8.6 \pm 1.2 M_{\oplus}$, orbiting at about 0.09 au, 0.17 au, and 0.41 au (period of about 11.6 days, 27.6 days, and 107.6 days), respectively. In addition, the three planets transit. The two inner ones were first detected via TESS photometry ([Kane et al. 2020](#); [Lovos et al. 2022](#)), while the outer one via CHEOPS ([Delrez et al. 2021](#)). The updated parameters derived by combining CHEOPS and TESS photometric and HARPS RV measurements do not change significantly from [Udry et al. \(2019\)](#) but indicate as well an absolute mass of $4.7 \pm 0.4 M_{\oplus}$, $11.2 \pm 0.7 M_{\oplus}$, and $8.8 \pm 0.9 M_{\oplus}$, with radii of $1.66 \pm 0.05 R_{\oplus}$, $2.92 \pm 0.08 R_{\oplus}$, and $2.56 \pm 0.09 R_{\oplus}$, and mean density of $1.02 \pm 0.13 \rho_{\oplus}$, $0.45 \pm 0.05 \rho_{\oplus}$, and $0.52 \pm 0.08 \rho_{\oplus}$, respectively ([Delrez et al. 2021](#)). More precisely, [Delrez et al. \(2021\)](#) indicated that the planet b is a rocky mostly dry planet unlike the planets c and d that are likely to have small hydrogen-helium envelopes, and a possible water content. They reported no major eccentricity for the three planets (up to 0.25 at 2σ).

HD 154088. The system HD 154088 is located at 18.273 ± 0.008 pc ([Gaia Collaboration 2021](#)). We derive an age of 7.1 ± 0.5 Gyr based on chromospheric activity and a stellar mass of $0.94 \pm 0.05 M_{\odot}$, both consistent with previous estimates from e.g., [Unger et al. \(2021\)](#), who indicated as well the stellar spectral

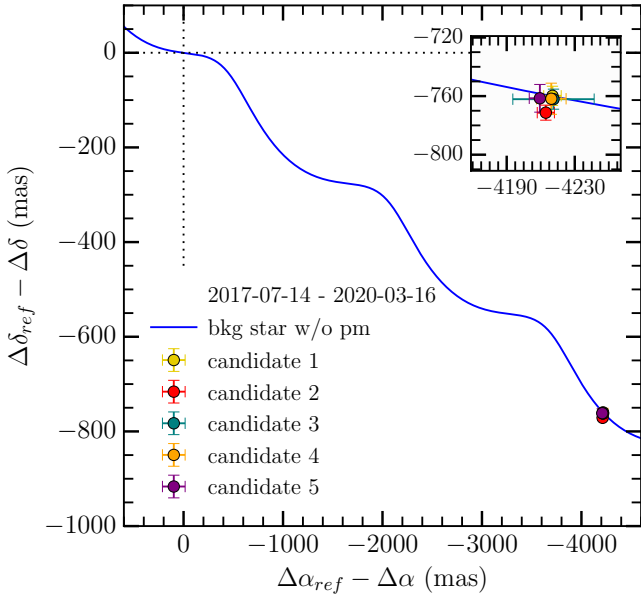


Fig. A.6. SPHERE/IRDIS relative astrometry differences of the offset positions of all the point-like sources detected around HD 136352 between the first epoch 2017-07-14 considered as reference and the second epoch 2020-03-16. (See caption from Fig. A.1)

type to be K0IV-V. We estimate a super solar metallicity $[Fe/H]$ of 0.25 ± 0.06 . Fossati et al. (2013) reported the detection of the stellar magnetic field.

The system hosts one planet HD 154088 b with a minimal mass of $6.6 M_{\oplus}$ at 0.134 au (18.6-day period) discovered by Mayor et al. (2011) and confirmed by Unger et al. (2021). The latter constrain the eccentricity below 0.19 (0.34) at the 68% (95%) level.

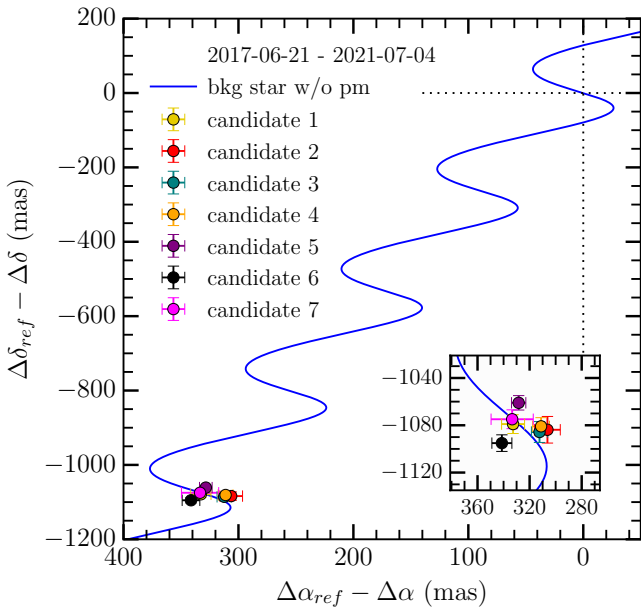


Fig. A.7. SPHERE/IRDIS relative astrometry differences of the offset positions of all the point-like sources detected around HD 154088 in the first and third epochs (2017-06-21, 2021-07-04). (See caption from Fig. A.1)

HD 189567. The system HD 189567 is located at 17.93 ± 0.01 pc (Gaia Collaboration 2021). Based on chromospheric activity, we derive an age of 4.5 ± 0.5 Gyr, younger than Takeda et al. (9.8 \pm 2.1 Gyr 2007). We estimate a stellar mass of $0.85 \pm 0.05 M_{\odot}$ consistent with literature, and a metallicity $[Fe/H]$ of -0.27 ± 0.05 . The stellar type is a G2V (Gray et al. 2006).

The system hosts two planets, HD 189567 b and HD 189567 c discovered by Mayor et al. (2011) and Unger et al. (2021), respectively. Unger et al. (2021) derived for the planets b and c a minimal mass of $8.5 \pm 0.6 M_{\oplus}$ and $7.0 \pm 0.9 M_{\oplus}$ at a semi-major axis of about 0.11 au and 0.20 au (period of 14.2 days and 33.7 days), respectively.

Appendix B: Age estimation

The stellar age is an important parameter in high-contrast imaging observations to convert observed fluxes into masses of putative companion candidates, as well as the sensitivity in terms of mass of given observation. For our sample, ages from the literature were heterogeneously derived, and sometimes poorly constrained or disagreeing with each other. For these reasons, we have revisited in this work the ages of all the stars based on two different methods: gyrochronology and stellar activity.

B.1. Gyrochronology

Gyrochronology uses the empirical rotation period-color relation to estimate the age. This technique is calibrated by using a few age-benchmark open clusters, such as the Pleiades, the Hyades or Praesepe, can be also used to estimate the age of individual stars, possibly complementary to other independent techniques. In the present study, considering the wide color range spanned by our targets ($0.64 < B-V < 1.65$ mag), we had to use three different gyrochronologic relations to infer the age.

In the color range $0.5 < B-V < 1.40$ mag, corresponding to the F5–K9 spectral types, we have used the relation:

$$Age(Gyr) = \frac{1/n}{\sqrt{a(B-V-c)^b}}, \quad (B.1)$$

using the coefficients $a = 0.407$, $b = 0.325$, $c = 0.495$, and $n = 0.566$ (Mamajek & Hillenbrand 2008) and $a = 0.40$, $b = 0.31$, $c = 0.45$, and $n = 0.55$ (Angus et al. 2015).

For the M0–M1-type stars in our sample, we used the relation of Engle & Guinan (2011):

$$Age(Gyr) = \frac{1/c}{\sqrt{\frac{P(d) - a}{b}}}, \quad (B.2)$$

with $a = -4.14$, $b = 15.57$ and $c = 0.688$,

As for the M2.5–M5.5-type stars, we used the linear relation of Engle & Guinan (2011):

$$Age(Gyr) = \frac{P(d) - a}{b}, \quad (B.3)$$

with $a = 0.88$ and $b = 16.542$.

As the input rotation period for each target, we used the average value if more periods were available from the literature (see Table B.1). By exploring the existing literature on our stellar sample to gather the values of their stellar rotation periods, we found rotation periods (P) measured by using periodogram analysis of three different types of data time series: photometric (P_{ph}), activity index (P_{ac}), and radial velocity (P_{RV}). In Table B.2, we list the B–V color and the photometric rotation period P_{ph} , together with its uncertainty σ_P , when known, and the corresponding references for each target.

On a total of 27 targets, we retrieved information on the photometric rotation period P_{ph} for ten targets. The main reason for this low detection rate is that our targeted stars are relatively old and are expected to have very low-level photometric variability, below the current sensitivity of ground or space-based telescopes.

We retrieved information on the rotation period P_{ac} from the activity index time series for 13 targets, six of which with P_{ph} known, which are listed in Table B.2 together with their respective references. The activity index mostly measured for the selected targets is R'_{HK} . The main reason is again linked to the old age of our targeted stars, which translates into long rotation periods, combined with the scarcity of spectroscopic time series long enough to allow a meaningful measurement of rotation.

Finally, for seven targets we found rotation period measurements P_{RV} from RV time series (see Table B.2). In fact, the periodic modulation of visibility of surface magnetic inhomogeneities gives rise to quasi-periodic jitters in the RV measurements, which allow the stellar rotation period to be measured. Out of seven targets with P_{RV} known, four also have P_{ph} and P_{ac} both known, and two have only P_{ac} known.

To summarize, we have the rotation period required for an estimation of the age via gyrochronology for a total of 17 targets. We found that rotation periods measured by different methods (when available) are generally in good agreement with each other.

B.2. Stellar activity

The second approach to measure the age of our targets is the use of calibrated age-activity relations. In this work, we used the relation by Mamajek & Hillenbrand (2008) which is calibrated in the color range $0.5 < B - V < 1.40$ mag:

$$\log \text{Age}(\text{Gyr}) = -38.053 - 17.912 \log R'_{\text{HK}} - 1.6675 \log (R'_{\text{HK}})^2, \quad (\text{B.4})$$

where R'_{HK} is the chromospheric activity index.

We have explored the existing literature on the selected targets to gather measurements of magnetic activity indices. As mentioned, the most widely measured index is the chromospheric activity index R'_{HK} , which is the width of the activity sensitive Ca II H&K lines normalized by the bolometric flux and corrected for a photospheric contribution. Except the single measurement for GJ 3998 and GJ 667C, all the other targets have numerous values of R'_{HK} . In Table B.2, we list for each target the R'_{HK} values and the corresponding references, and in Table B.1 the average value.

The age based on stellar activity was derived for 15 targets, whose color is within the validity of the Mamajek & Hillenbrand (2008) relation. We stress that the age of HD 136352 is likely to be underestimated by our method as our age estimation gives a rather young star of 0.57 ± 0.17 Gyr, which is discrepant by 3σ with the age from the literature ($8.2^{+3.2}_{-3.1}$ Gyr), and may

not be consistent with its subsolar metallicity (see Table C.1 and Appendix C).

Both chromospheric and gyrochronologic ages were inferred for a subsample of 7 targets (without considering GJ 581). The gyrochronologic ages inferred by Mamajek & Hillenbrand (2008) and Angus et al. (2015) are generally in agreement within 20%, while chromospheric and gyrochronologic ages are also in agreement within 30%.

As final age for each system, we adopt either the gyrochronologic age, the chromospheric age, or the average value in the cases with independent realistic measurements (see Table B.1 and Fig. B.1). By using our methods, we are not able to estimate robust ages for GJ 180, GJ 682 or HD 136352. Regarding HD 136352, we use the age of 8.3 ± 3.2 Gyr from Kane et al. (2020), while considering GJ 180 and GJ 682 we use a default age of 5 ± 4 Gyr. Except GJ 433 (0.50 ± 0.15 Gyr), all of our systems have ages between 1 Gyr and 10 Gyr, with uncertainties up to a few gigayears.

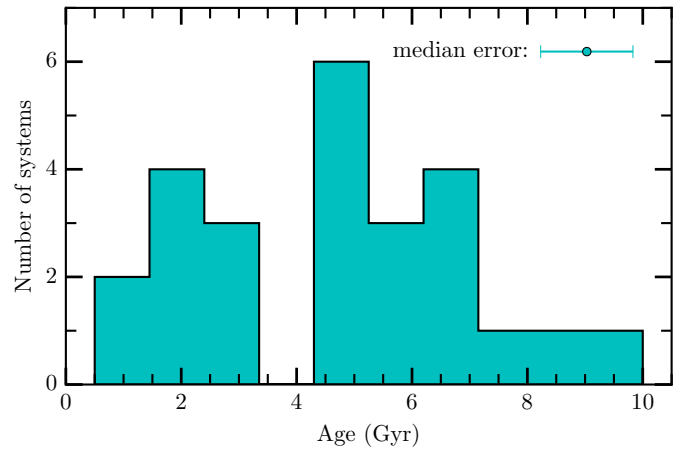


Fig. B.1. Distribution of the age of the stars in our sample re-determined homogeneously in this work (see values in Table B.1). We indicate the median error on the age in the upper right corner.

Table B.1. Average rotation period and activity and corresponding activity and gyrochronologic ages (according to M: Mamajek & Hillenbrand (2008); A: Angus et al. (2015); S: Engle & Guinan (2011)).

System	B - V (mag)	$\langle P_{\text{rot}} \rangle$ (d)	$\langle R'_{HK} \rangle$	Age _{Chromo} (Gyr)	Age _{Gyr0} (Gyr)			$\langle \text{Age} \rangle$ this work
					M	A	S	
GJ 163	1.49	50	-5.540 ± 0.084				3.0	3.0 ± 0.7
GJ 176	1.54	39.5 ± 1.3	-4.955 ± 0.063				2.3	2.3 ± 0.6
GJ 180	1.55		-5.341 ± 0.082					
BD-061339	1.35		-4.778 ± 0.096	2.9 ± 1.2				2.9 ± 1.2
GJ 229	1.48	27.2 ± 1.6	-4.861 ± 0.131				1.6	1.6 ± 0.4
GJ 422	1.33		-5.800 ± 0.044	5.5 ± 0.8				5.5 ± 0.8
GJ 433	1.51	7.94	-5.284 ± 0.192				0.50	0.50 ± 0.15
GJ 581	1.20	130 ± 2	-5.459 ± 0.219	10 ± 1			7.8	8.9 ± 1.1
Wolf 1061	1.57	119.1 ± 1	-5.219 ± 0.209				7.1	7.1 ± 2
GJ 649	1.48	23.8 ± 0.1	-4.944 ± 0.101				1.40	1.40 ± 0.35
GJ 667C	1.57	105	-5.33				6.3	6.3 ± 2
GJ 674	1.57	34.1 ± 1.3	-5.013 ± 0.086				2.0	2.0 ± 0.5
GJ 682	1.65		-5.363 ± 0.342					
GJ 832	1.50	41 ± 4	-5.215 ± 0.085				2.4	2.4 ± 0.3
GJ 3998	1.51	32.99	-4.82				2	2 ± 0.5
HD 3651	0.83	43 ± 2	-4.979 ± 0.09	6.2 ± 1.7	7 ± 1	8.5		7.5 ± 2.2
HD 20794	0.71		-4.971 ± 0.017	6 ± 0.3				6 ± 0.3
HD 38858	0.64	24	-4.921 ± 0.043	5.1 ± 0.8	4.1 ± 0.5	4.3		4.3 ± 1
HD 40307	0.95	34.4 ± 2.4	-4.980 ± 0.144	6 ± 2	4 ± 0.4	4.8		4.4 ± 2
HD 69830	0.79	42	-4.963 ± 0.029	5.9 ± 0.5	7.3 ± 1	8.7		6.6 ± 1.5
HD 85512	1.18	42 ± 6	-4.953 ± 0.060	5.7 ± 1	4.5 ± 0.3	5.6		5 ± 1
HD 99492	1.02		-4.953 ± 0.055	5.7 ± 1.0				5.7 ± 1.0
HD 102365	0.67	24	-4.931 ± 0.026	5.3 ± 0.5	3.6 ± 0.5	4.0		4.3 ± 0.8
61 Vir	0.70	29	-4.973 ± 0.056	6 ± 1	4.7 ± 0.6	5.3		5.1 ± 1.3
HD 136352	0.65		-4.941 ± 0.044	0.57 ± 0.17				0.57 ± 0.17
HD 154088	0.83		-5.026 ± 0.027	7.1 ± 0.5				7.1 ± 0.5
HD 189567	0.64		-4.885 ± 0.028	4.5 ± 0.5				4.5 ± 0.5

Table B.2. Information from the literature on the stellar rotation period and activity as measured by means of R'_{HK}

Name	B-V	P_{ph}	σ	ref	P_{ac}	σ	ref	P_{RV}	σ	ref	R'_{HK}	ref
GJ 163	1.49	50	—	P8	—	—	—	—	—	—	-5.480	P5
	—	—	—	—	—	—	—	—	—	—	-5.600	A7
GJ 176	1.54	38.92	—	P3	37	—	P5	39.2	0.2	P2	-4.911	P5
	—	40.7	0.4	P6	40.6	—	P7	—	—	—	-5.00	P2
	—	40.8	0.1	P4	39.3	0.1	P1	—	—	—	—	—
GJ180	1.55	—	—	—	—	—	—	—	—	—	-5.283	P5
	—	—	—	—	—	—	—	—	—	—	-5.40	A6
GJ229	1.48	27.7	0.2	P6	25	—	P5	29.4	0.1	P2	-4.90	A6
	—	27.3	0.1	P4	26.7	2.4	P2	—	—	—	-4.669	P5
	—	—	—	—	—	—	—	—	—	—	-4.965	A7
	—	—	—	—	—	—	—	—	—	—	-4.91	P2
BD-061339	1.35	—	—	—	—	—	—	—	—	—	-4.846	A7
	—	—	—	—	—	—	—	—	—	—	-4.710	A17
GJ422	1.33	—	—	—	—	—	—	—	—	—	-5.769	P5
	—	—	—	—	—	—	—	—	—	—	-5.832	A7
GJ433	1.51	7.94	—	P8	—	—	—	—	—	—	-5.148	P5
	—	—	—	—	—	—	—	—	—	—	-5.420	A7
GJ581	1.20	—	—	—	130	2	P5	—	—	—	-5.776	P5

Table B.2. continued.

Name	B–V	P_{ph}	σ	ref	P_{ac}	σ	ref	P_{RV}	σ	ref	R'_{HK}	ref
	—	—	—	—	132.5	6.3	P1	—	—	—	-5.436	A17
	—	—	—	—	—	—	—	—	—	—	-5.321	A17
	—	—	—	—	—	—	—	—	—	—	-5.304	A17
Wolf1061	1.57	119	1	P6	119	—	P5	—	—	—	-5.523	P5
	—	119.3	—	P4	—	—	—	—	—	—	-5.088	A17
	—	—	—	—	—	—	—	—	—	—	-5.075	A17
	—	—	—	—	—	—	—	—	—	—	-5.190	A17
GJ649	1.48	23.8	0.1	P6	—	—	—	—	—	—	-4.872	A8
	—	23.9	—	P8	—	—	—	—	—	—	-5.016	A7
GJ667C	1.57	—	—	—	—	—	—	105	—	P9	-5.334	A17
GJ674	1.57	33.29	—	P3	35	—	P5	36.2	0.1	P2	-5.05	A6
	—	35	1	P4	32.9	0.1	P1	—	—	—	-4.885	P5
	—	—	—	—	33.0	0.7	P2	—	—	—	-5.077	A7
	—	—	—	—	—	—	—	—	—	—	-5.04	P2
GJ682	1.65	—	—	—	—	—	—	—	—	—	-4.99	A6
	—	—	—	—	—	—	—	—	—	—	-5.438	P5
	—	—	—	—	—	—	—	—	—	—	-5.662	A7
GJ832	1.50	—	—	—	55	—	P5	39.1	0.1	P2	-5.23	A6
	—	—	—	—	45.7	9.3	P1	—	—	—	-5.10	A4
	—	—	—	—	39.2	9.4	P2	—	—	—	-5.182	P5
	—	—	—	—	—	—	—	—	—	—	-5.336	A7
	—	—	—	—	—	—	—	—	—	—	-5.23	P2
GJ3998	1.51	32.99	—	P15	—	—	—	—	—	—	-4.82	P5
HD3651	0.83	41	—	P8	43.4	—	P11	—	—	—	-4.991*	A8
	—	—	—	—	44	0.4	P10	—	—	—	-5.020	A9
	—	—	—	—	44	—	P12	—	—	—	-4.85	A10
	—	—	—	—	—	—	—	—	—	—	-5.02	A3
	—	—	—	—	—	—	—	—	—	—	-4.823	A13
	—	—	—	—	—	—	—	—	—	—	-5.087	A12
	—	—	—	—	—	—	—	—	—	—	-5.00	P10
	—	—	—	—	—	—	—	—	—	—	-5.04	A11
HD20794	0.71	—	—	—	—	—	—	—	—	—	-4.98	A10
	—	—	—	—	—	—	—	—	—	—	-4.981*	A1
	—	—	—	—	—	—	—	—	—	—	-4.946*	A2
	—	—	—	—	—	—	—	—	—	—	-4.98	A3
HD38858	0.64	—	—	—	24	—	P13	—	—	—	-4.95	A9
	—	—	—	—	—	—	—	—	—	—	-4.918*	A1
	—	—	—	—	—	—	—	—	—	—	-4.855*	A2
	—	—	—	—	—	—	—	—	—	—	-4.968	A12
	—	—	—	—	—	—	—	—	—	—	-4.89	A14
	—	—	—	—	—	—	—	—	—	—	-4.950	A11
HD40307	0.95	31.8	3.7	P1	36.5	2.3	P2	35.0	0.1	P2	-4.949*	A1
	—	—	—	—	—	—	—	—	—	—	-4.934*	A2
	—	—	—	—	—	—	—	—	—	—	-4.99	A3
	—	—	—	—	—	—	—	—	—	—	-4.83	A4
	—	—	—	—	—	—	—	—	—	—	-4.85	A4
	—	—	—	—	—	—	—	—	—	—	-5.259	A5
	—	—	—	—	—	—	—	—	—	—	-5.05	P2
HD69830	0.79	—	—	—	42	—	P13	—	—	—	-4.95	A9
	—	—	—	—	—	—	—	—	—	—	-4.991	A12
	—	—	—	—	—	—	—	—	—	—	-4.971	A12
	—	—	—	—	—	—	—	—	—	—	-4.94	A6
	—	—	—	—	—	—	—	—	—	—	-4.92	A3

Table B.2. continued.

Name	B–V	P_{ph}	σ	ref	P_{ac}	σ	ref	P_{RV}	σ	ref	R'_{HK}	ref
	—	—	—	—	—	—	—	—	—	—	-5.005*	A15
	—	—	—	—	—	—	—	—	—	—	-4.945	A5
	—	—	—	—	—	—	—	—	—	—	-4.98	A11
HD85512	1.18	—	—	—	45.9	0.4	P1	34.8	0.1	P2	-4.905*	A1
	—	—	—	—	45.8	5.2	P2	—	—	—	-4.90	A3
	—	—	—	—	—	—	—	—	—	—	-4.96	A4
	—	—	—	—	—	—	—	—	—	—	-4.95	P2
HD99492	1.02	—	—	—	—	—	—	—	—	-4.93	—	A3
	—	—	—	—	—	—	—	—	—	—	-4.889	A17
	—	—	—	—	—	—	—	—	—	—	-5.015	A17
	—	—	—	—	—	—	—	—	—	—	-4.978	A17
HD102365	0.67	—	—	—	24	—	P14	—	—	—	-4.957	A12
	—	—	—	—	—	—	—	—	—	—	-4.95	A16
	—	—	—	—	—	—	—	—	—	—	-4.944*	A1
	—	—	—	—	—	—	—	—	—	—	-4.916	A2
	—	—	—	—	—	—	—	—	—	—	-4.88	A6
	—	—	—	—	—	—	—	—	—	—	-4.93	A3
	—	—	—	—	—	—	—	—	—	—	-4.942	A15
61 Vir	0.70	—	—	—	29	—	P12	—	—	—	-5.001*	A8
	—	—	—	—	—	—	—	—	—	—	-5.011	A12
	—	—	—	—	—	—	—	—	—	—	-5.04	A9
	—	—	—	—	—	—	—	—	—	—	-5.00	A10
	—	—	—	—	—	—	—	—	—	—	-4.87	A16
	—	—	—	—	—	—	—	—	—	—	-4.99*	A1
	—	—	—	—	—	—	—	—	—	—	-4.967*	A2
	—	—	—	—	—	—	—	—	—	—	-4.91	A6
HD136352	0.65	—	—	—	—	—	—	—	—	—	-4.91	A16
	—	—	—	—	—	—	—	—	—	—	-5.013	A12
	—	—	—	—	—	—	—	—	—	—	-4.949*	A1
	—	—	—	—	—	—	—	—	—	—	-4.932*	A2
	—	—	—	—	—	—	—	—	—	—	-4.90	A4
HD154088	0.83	—	—	—	—	—	—	—	—	—	-5.02	A9
	—	—	—	—	—	—	—	—	—	—	-5.00	A10
	—	—	—	—	—	—	—	—	—	—	-5.064*	A1
	—	—	—	—	—	—	—	—	—	—	-5.02	A6
HD189567	0.64	—	—	—	—	—	—	—	—	—	-4.86	A10
	—	—	—	—	—	—	—	—	—	—	-4.916*	A1
	—	—	—	—	—	—	—	—	—	—	-4.878*	A2

* average value

References. References given in the columns “ref” are the following: P1 = Suárez Mascareño et al. (2015), P2 = Suárez Mascareño et al. (2017), P3 = Kiraga & Stepien (2007), P4 = Suárez Mascareño et al. (2016), P5 = Astudillo-Defru et al. (2017a), P6 = Díez Alonso et al. (2019), P7 = Trifonov et al. (2018), P8 = Oelkers et al. (2018), P9 = Anglada-Escudé et al. (2013), P10 = Marsden et al. (2014), P11 = Vidotto et al. (2014), P12 = Baliunas et al. (1996), P13 = Isaacson & Fischer (2010), P14 = Saar & Osten (1997), P15 = Giacobbe et al. (2020), A1 = Gomes da Silva et al. (2014), A2 = Meunier et al. (2017), A3 = Miller et al. (2015), A4 = Jenkins et al. (2006), A5 = Gondoin (2020), A6 = Hojjatpanah et al. (2019), A7 = Houdebine et al. (2017), A8 = Duncan et al. (1991), A9 = Wright et al. (2004), A10 = Rocha-Pinto et al. (2004), A11 = Katsova & Livshits (2011), A12 = Gray et al. (2003), A13 = Herrero et al. (2012), A14 = Radick et al. (2018), A15 = Zechmeister et al. (2013), A16 = Henry et al. (1996), and A17 = Boro Saikia et al. (2018).

Appendix C: Stellar metallicity derivation

A correlation between the presence of giant planet and the metallicity of the host star is well known (Fischer & Valenti 2003). That is why we determine homogeneously the metallicity of all the GK stars in our sample, along with their atmospheric properties.

We exploited archival high-resolution, high signal-to-noise ratio (S/N) spectra for our GK stars to derive atmospheric parameters and metallicity ([Fe/H]). Given the dominance of molecular bands, M-type dwarfs require a dedicated approach and cannot be analyzed in the same way (see Maldonado et al. 2020, and references therein). Our M dwarf targets have been extensively investigated through the literature in terms of their atmospheric

parameters and chemical composition. However, due to the intrinsic issues related to their analysis, different studies have provided very different results (see e.g., the exemplary case of GJ 176 with differences of 600 K in T_{eff} , 0.6 dex in $\log(g)$ and 0.6 dex in metallicity [Fe/H]; Santos et al. 2013; Passegger et al. 2019). Thus, we do not discuss their composition because large systematic uncertainties plague the comparison with GK stars.

For stars warmer than $T_{\text{eff}} \gtrsim 5000$ K we obtained spectroscopic parameters by performing a differential analysis using the MOOG (Snedden 1973; 2019 version) python wrapper q^2 (Ramírez et al. 2014) and the marcs grid of model atmospheres (Gustafsson et al. 2008). The Fe I/Fe II line list comes from a compilation published in our recent works (sources for atomic parameters of the 90 iron transitions can be found in D’Orazi et al. 2020; Baratella et al. 2020). The equivalent widths (EWs) have been measured with *ares* (Sousa et al. 2015) and carefully checked through the IRAF¹ task *splot*. We derived stellar parameters T_{eff} , and $\log(g)$ by imposing excitation and ionization equilibrium, respectively; microturbulence velocities (V_t) were gathered by removing spurious trends between the reduced EWs of Fe I lines and the corresponding abundances. We adopted $\log(n(\text{Fe}))_{\odot} = 7.50$ dex as a reference solar abundance (Asplund et al. 2009). For this sample, we also determined abundances for Na I (non-LTE corrections have been applied following Lind et al. 2011), Mg I, Si I, Ca I, Ti I, Ti II, Cr I, Cr II, and Ni I, adopting the same model atmosphere and code that is described above. As for Fe, we assumed solar reference abundances from Asplund et al. (2009). Results are reported in Table C.2.

Errors on the stellar parameters, metallicity [Fe/H], and elemental abundances have been calculated in the standard way: they include internal errors due to the EW measurements and the propagation of uncertainties related to the atmospheric parameters. We refer the reader to our previous investigations, e.g., D’Orazi et al. (2020) and Baratella et al. (2020). Regarding the four cooler stars of this GK-type sub-sample (namely GJ 667C, HD 40307, HD 85512, and BD-061339), we instead fixed atmospheric parameters from photometry: T_{eff} are from *Gaia* (DR2 or eDR3 depending on availability for each target) and 2MASS JHK colors using the relationship by Casagrande et al. (2021). We exploited the *colte* python program developed and maintained by L. Casagrande² in order to obtain average T_{eff} with weighted errors calculated through Monte Carlo method. Surface gravities have been calculated starting from those T_{eff} , masses as given in Table 1, *Gaia* parallaxes and bolometric correction for K band photometry (Casagrande & VandenBerg 2014, 2018). We then measured EWs of neutral iron lines and found the [Fe/H] values as reported in Table C.1.

Overall, we note that in our sample only three GK host stars have a super-solar metallicity: HD 99492, HD 154088, and HD 3651, the latter one only at a 2σ level (see Table C.1 and Fig. C.1). We also notice that two of them (HD 99492 and HD 3651) are in a wide binary system. On the contrary, 9 GK host stars have a significant ($> 4\sigma$) sub-solar metallicity.

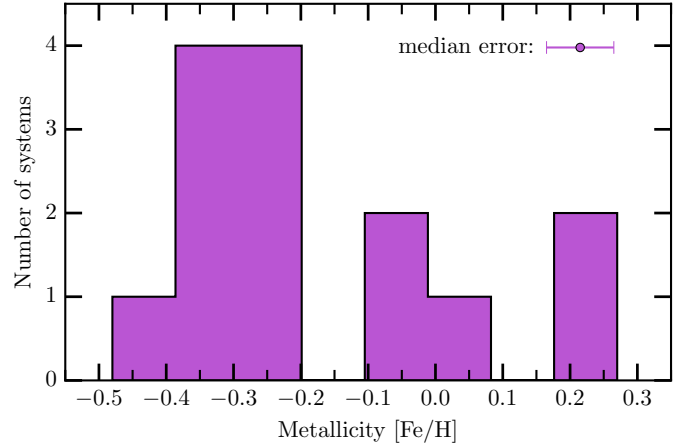


Fig. C.1. Distribution of the metallicity of the GK host stars in our sample that we estimated in this work (see values in Table C.1). We indicate the median error on the metallicity in the upper right corner.

¹ IRAF is distributed by NOAO, which is operated by AURA under a cooperative agreement with the NSF.

² <https://github.com/casaluca/colte>

Table C.1. Atmospheric parameters and metallicity [Fe/H] for the GK star sample.

Star	T_{eff} (K)	$\log g$ (dex)	V_t (km s^{-1})	[Fe/H] (dex)	Spectrum	S/N (per pixel)
HD 3651	5274 ± 107	4.42 ± 0.20	0.87 ± 0.25	$+0.08 \pm 0.06$	HARPN	280
HD 20794	5501 ± 66	4.49 ± 0.15	0.88 ± 0.11	-0.36 ± 0.05	HARPS	350
HD 38858	5788 ± 75	4.56 ± 0.11	0.95 ± 0.11	-0.21 ± 0.05	HARPS	400
HD 69830	5458 ± 72	4.55 ± 0.12	0.76 ± 0.15	-0.03 ± 0.05	HARPS	380
HD 99492	5562 ± 120	4.58 ± 0.19	1.06 ± 0.20	$+0.27 \pm 0.09$	HARPS	250
HD 102365	5608 ± 50	4.27 ± 0.12	0.91 ± 0.07	-0.35 ± 0.03	HARPS	350
61 Vir	5557 ± 48	4.40 ± 0.12	0.82 ± 0.10	-0.03 ± 0.04	HARPS	300
HD 136352	5655 ± 48	4.24 ± 0.12	0.88 ± 0.06	-0.37 ± 0.03	HARPS	345
HD 154088	5416 ± 70	4.46 ± 0.20	0.96 ± 0.20	$+0.25 \pm 0.06$	HARPS	312
HD 189567	5715 ± 45	4.36 ± 0.13	0.92 ± 0.07	-0.27 ± 0.03	HARPS	330
BD-061339	4061 ± 52	4.68 ± 0.05	0.79 ± 0.12	-0.20 ± 0.10	HARPS	60
GJ 667 C	4939 ± 41	4.50 ± 0.10	0.90 ± 0.10	-0.48 ± 0.10	HARPS	290
HD 40307	4871 ± 65	4.61 ± 0.05	0.89 ± 0.10	-0.30 ± 0.05	ESPRESSO	1000
HD 85512	4389 ± 115	4.48 ± 0.10	0.75 ± 0.10	-0.28 ± 0.12	HARPS	195

Table C.2. Elemental abundances with corresponding errors for the G-type stars in our sample.

Star	[Na/Fe] _{NLTE}	[Mg/Fe]	[Si/Fe]	[Ca/Fe]	[Ti/Fe]	[Cr/Fe]	[Ni/Fe]
HD 3651	0.11 ± 0.05	0.10 ± 0.07	0.00 ± 0.05	0.04 ± 0.06	0.04 ± 0.05	0.11 ± 0.08	0.10 ± 0.08
HD 20794	0.06 ± 0.05	0.25 ± 0.04	0.14 ± 0.05	0.18 ± 0.07	0.28 ± 0.05	0.04 ± 0.05	0.08 ± 0.04
HD 69830	0.03 ± 0.05	-0.01 ± 0.04	-0.01 ± 0.04	0.00 ± 0.05	0.05 ± 0.06	0.05 ± 0.06	0.04 ± 0.05
HD 38858	-0.01 ± 0.05	-0.03 ± 0.06	-0.03 ± 0.07	0.03 ± 0.08	0.04 ± 0.04	0.04 ± 0.08	-0.01 ± 0.08
HD 99492	0.12 ± 0.04	-0.03 ± 0.06	0.06 ± 0.06	-0.04 ± 0.07	0.05 ± 0.06	0.08 ± 0.06	0.10 ± 0.06
HD 102365	0.08 ± 0.05	0.18 ± 0.04	0.11 ± 0.05	0.12 ± 0.16	0.13 ± 0.05	0.01 ± 0.03	0.06 ± 0.07
61 Vir	0.06 ± 0.05	-0.01 ± 0.06	-0.01 ± 0.05	0.03 ± 0.05	0.06 ± 0.05	0.00 ± 0.05	0.03 ± 0.06
HD 136352	0.13 ± 0.06	0.24 ± 0.05	0.13 ± 0.06	0.14 ± 0.10	0.17 ± 0.06	0.05 ± 0.04	0.05 ± 0.06
HD 154088	0.15 ± 0.06	0.07 ± 0.06	0.12 ± 0.04	0.04 ± 0.05	0.07 ± 0.08	0.16 ± 0.07	0.10 ± 0.10
HD 189567	0.08 ± 0.09	0.05 ± 0.04	0.05 ± 0.04	0.06 ± 0.10	0.08 ± 0.10	0.01 ± 0.05	0.01 ± 0.07

Appendix D: Log of the VLT/SPHERE observations

Table D.1 lists the 94 observations with VLT/SPHERE, including the observational conditions, represented in Fig. D.1 too.

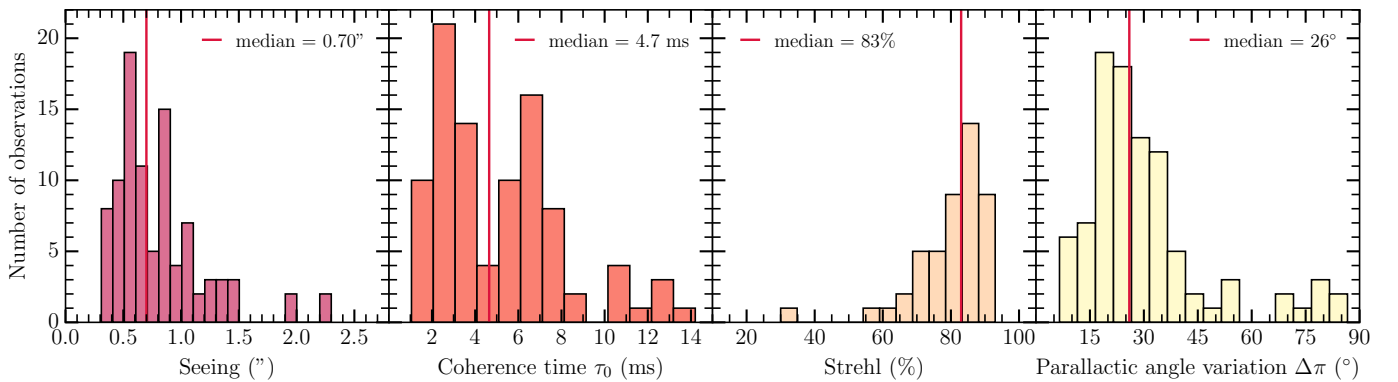
**Fig. D.1.** Distribution of the observing conditions: seeing, coherence time of the adaptive optic system, strehl, and parallactic angle variation.

Table D.1. Log of the 94 observations with the instrument VLT/SPHERE.

System	Date	Instru.	Filter	N_{exp}	DIT (s)	Grade	$\Delta\pi$ ($^{\circ}$)	ϵ ($''$)	τ_0 (ms)	Sr (%)	airmass
GJ 163	2018-10-12	IRDIS	H23	32	96	B	23.7	0.68	2.4	30	1.14
GJ 163	2018-10-12	IFS	YJ	32	96	B	23.8	0.70	2.4	–	1.14
GJ 176	2018-10-08	IRDIS	H23	64	48	A	16.9	0.90	3.7	77	1.38
GJ 176	2018-10-08	IFS	YJ	32	96	A	16.6	0.88	3.8	–	1.39
GJ 180	2018-10-09	IRDIS	H23	32	96	A	78.3	0.77	3.2	73	1.01
GJ 180	2018-10-09	IFS	YJ	32	96	A	78.4	0.84	2.5	–	1.01
BD-061339	2018-11-24	IRDIS	H23	32	96	A	31.3	0.59	12.0	84	1.06
BD-061339	2018-11-24	IFS	YJ	32	96	A	31.7	0.53	14.2	–	1.07
GJ 229	2018-11-27	IRDIS	H23	48	64	A	9.0	0.59	4.4	87	1.03
GJ 229	2018-11-27	IFS	YJ	32	96	A	9.2	0.63	4.0	–	1.03
GJ 422	2018-01-28	IRDIS	H23	30	96	A	19.4	0.38	10.2	75	1.20
GJ 422	2018-01-28	IFS	YJ	30	96	A	19.6	0.38	10.2	–	1.20
GJ 422	2019-11-25	IRDIS	K12	24	96	C	8.4	0.57	5.8	84	1.79
GJ 422	2019-11-25	IFS	YJH	24	96	C	8.4	0.65	3.9	–	1.79
GJ 422	2020-01-18	IRDIS	K12	24	96	A	15.4	0.47	10.7	87	1.20
GJ 422	2020-01-18	IFS	YJH	24	96	A	15.4	0.44	8.7	–	1.20
GJ 433	2018-02-02	IRDIS	H23	30	96	A	68.0	1.01	6.7	84	1.01
GJ 433	2018-02-02	IFS	YJ	30	96	A	68.4	1.01	6.7	–	1.01
GJ 433	2019-06-08	IRDIS	K12	15	64	C	23.9	0.86	3.7	82	1.01
GJ 433	2019-06-08	IFS	YJH	10	96	C	23.3	0.86	3.7	–	1.01
GJ 433	2020-01-20	IRDIS	K12	15	64	C	21.6	0.36	12.3	91	1.01
GJ 433	2020-01-20	IFS	YJH	10	96	C	20.6	0.36	12.3	–	1.01
GJ 581	2017-07-21	IRDIS	H23	30	96	A	35.3	0.55	6.9	81	1.05
GJ 581	2017-07-21	IFS	YJ	30	96	A	35.6	0.56	6.4	–	1.05
Wolf 1061	2017-07-28	IRDIS	H23	120	24	A	34.9	0.82	4.0	79	1.04
Wolf 1061	2017-07-28	IFS	YJ	30	96	A	34.1	0.78	4.5	–	1.04
GJ 649	2017-08-20	IRDIS	H23	60	48	B	14.1	0.84	5.6	81	1.57
GJ 649	2017-08-20	IFS	YJ	30	96	B	13.9	0.84	5.6	–	1.57
GJ 667	2017-06-27	IRDIS	H23	30	96	A	53.6	1.36	2.6	66	1.02
GJ 667	2017-06-27	IFS	YJ	30	96	A	54.2	1.36	2.6	–	1.02
GJ 674	2017-07-14	IRDIS	H23	30	96	A	27.2	0.67	3.2	73	1.08
GJ 674	2017-07-14	IFS	YJ	30	96	A	27.4	0.67	3.2	–	1.08
GJ 674	2021-07-04	IRDIS	K12	68	32	A	21.2	0.54	5.8	85	1.08
GJ 674	2021-07-04	IFS	YJH	23	96	A	21.2	0.54	5.8	–	1.08
GJ 682	2017-06-23	IRDIS	H23	60	48	C	31.5	1.95	1.4	58	1.07
GJ 682	2017-06-23	IFS	YJ	30	96	C	31.0	1.95	1.4	–	1.07
GJ 682	2017-07-20	IRDIS	H23	30	96	B	30.7	0.55	6.5	72	1.07
GJ 682	2017-07-20	IFS	YJ	30	96	B	31.0	0.55	6.5	–	1.07
GJ 682	2019-07-05	IRDIS	K12	24	96	B	25.0	0.54	6.5	88	1.06
GJ 682	2019-07-05	IFS	YJH	24	96	B	25.1	0.52	6.5	–	1.06
GJ 832	2017-05-27	IRDIS	H23	46	64	A	26.7	1.06	2.5	78	1.10

Table D.1. continued.

System	Date	Instru.	Filter	N _{exp}	DIT (s)	Grade	$\Delta\pi$ ($^{\circ}$)	ϵ ($''$)	τ_0 (ms)	Sr (%)	airmass
GJ 832	2017-05-27	IFS	YJ	30	96	A	25.9	0.97	2.9	–	1.10
GJ 832	2017-06-21	IRDIS	H23	184	16	C	27.7	2.30	1.1	61	1.10
GJ 832	2017-06-21	IFS	YJ	90	32	C	26.9	2.30	1.4	–	1.10
GJ 832	2017-06-27	IRDIS	H23	46	64	C	26.7	1.50	1.9	71	1.10
GJ 832	2017-06-27	IFS	YJ	30	96	C	25.9	1.50	1.9	–	1.10
GJ 832	2017-07-03	IRDIS	H23	46	64	B	25.9	1.42	1.8	75	1.10
GJ 832	2017-07-03	IFS	YJ	30	96	B	25.0	1.30	1.9	–	1.10
GJ 832	2022-07-29	IRDIS	H23	95	64	A	55.4	0.53	7.6	83	1.10
GJ 832	2022-07-29	IFS	YJ	56	96	A	47.3	0.56	7.2	–	1.10
GJ 3998	2017-05-14	IRDIS	H23	30	96	B	18.2	1.29	2.5	67	1.23
GJ 3998	2017-05-14	IFS	YJ	30	96	B	18.3	1.37	1.9	–	1.23
GJ 3998	2019-07-27	IRDIS	K12	24	96	B	14.4	0.59	4.8	85	1.23
GJ 3998	2019-07-27	IFS	YJH	24	96	B	14.4	0.68	3.6	–	1.24
HD 3651	2017-07-11	IRDIS	H23	332	10	A	18.8	1.22	2.0	78	1.45
HD 3651	2017-07-11	IFS	YJ	66	48	A	16.8	1.08	2.4	–	1.45
HD 20794	2017-09-03	IRDIS	H23	736	3	C	34.4	0.45	7.2	89	1.06
HD 20794	2017-09-03	IFS	YJ	406	6	C	37.5	0.47	6.8	–	1.06
HD 20794	2017-09-04	IRDIS	H23	552	6	B	44.9	0.88	2.2	87	1.06
HD 20794	2017-09-04	IFS	YJ	261	12	B	42.3	0.90	2.1	–	1.06
HD 38858	2018-11-23	IRDIS	H23	48	64	A	26.2	0.31	6.6	89	1.09
HD 38858	2018-11-23	IFS	YJ	32	96	A	26.1	0.32	7.7	–	1.09
HD 40307	2018-12-22	IRDIS	H23	48	64	A	18.2	0.48	8.7	89	1.27
HD 40307	2018-12-22	IFS	YJ	32	96	A	18.1	0.52	8.1	–	1.27
HD 69830	2018-12-18	IRDIS	H23	96	32	A	37.2	0.64	5.8	84	1.04
HD 69830	2018-12-18	IFS	YJ	32	96	A	36.7	0.70	5.5	–	1.04
HD 85512	2017-04-01	IRDIS	H23	60	48	C	32.8	1.04	2.4	80	1.06
HD 85512	2017-04-01	IFS	YJ	30	96	C	32.3	1.04	2.4	–	1.06
HD 85512	2017-12-30	IRDIS	H23	60	48	B	32.8	0.46	6.5	86	1.06
HD 85512	2017-12-30	IFS	YJ	30	96	B	32.2	0.46	6.5	–	1.06
HD 85512	2019-11-25	IRDIS	K12	136	16	C	7.0	0.39	7.9	91	1.55
HD 85512	2019-11-25	IFS	YJH	34	64	C	6.5	0.38	7.7	–	1.56
HD 85512	2020-01-03	IRDIS	K12	102	32	B	78.4	0.74	12.6	93	1.13
HD 85512	2020-01-03	IFS	YJH	34	64	B	24.6	0.82	10.3	–	1.06
HD 99492	2018-02-03	IRDIS	H23	30	96	A	22.7	0.94	5.8	85	1.13
HD 99492	2018-02-03	IFS	YJ	30	96	A	22.9	0.92	6.3	–	1.13
HD 99492	2020-03-16	IRDIS	K12	24	96	B	17.5	0.80	4.8	87	1.13
HD 99492	2020-03-16	IFS	YJH	24	96	B	17.6	1.06	3.4	–	1.14
HD 102365	2018-04-07	IRDIS	H23	136	24	A	40.1	0.44	7.7	91	1.05
HD 102365	2018-04-07	IFS	YJ	135	24	A	40.9	0.46	7.1	–	1.05
61 Vir	2017-06-28	IRDIS	H23	208	16	A	76.1	0.83	2.6	87	1.01
61 Vir	2017-06-28	IFS	YJ	203	16	A	15.8	0.78	2.9	–	1.01
HD 136352	2017-07-14	IRDIS	H23	70	48	A	31.2	0.82	2.9	80	1.10
HD 136352	2017-07-14	IFS	YJ	68	48	A	30.8	0.88	2.8	–	1.10
HD 136352	2020-03-16	IRDIS	K12	84	24	A	19.3	0.65	6.1	91	1.09
HD 136352	2020-03-16	IFS	YJH	64	32	A	19.7	0.64	6.1	–	1.10
HD 154088	2017-06-21	IRDIS	H23	90	32	A	21.6	1.20	2.6	73	1.03
HD 154088	2017-06-21	IFS	YJ	90	32	A	22.1	1.20	2.4	–	1.03
HD 154088	2019-07-22	IRDIS	K12	56	32	C	86.6	0.50	3.4	80	1.00
HD 154088	2019-07-22	IFS	YJH	28	64	C	84.1	0.51	3.5	–	1.00
HD 154088	2021-07-04	IRDIS	K12	28	32	A	34.6	0.55	6.6	91	1.00
HD 154088	2021-07-04	IFS	YJH	14	64	A	34.6	0.55	6.6	–	1.00
HD 189567	2017-05-29	IRDIS	H23	368	8	A	18.2	0.90	2.5	83	1.37
HD 189567	2017-05-29	IFS	YJ	60	12	A	18.1	0.93	2.5	–	1.37

Appendix E: Reduced observations

Figures E.1–E.3 show the reduced images via SpeCal-cADI, SpeCal-TLOCI, ANDROMEDA ADI algorithms for all the IRDIS observations. In addition, Figs. E.4 and E.5 show the reduced images via SpeCal-PCA ASDI and ANDROMEDA ASDI algorithms for all the IFS observations.

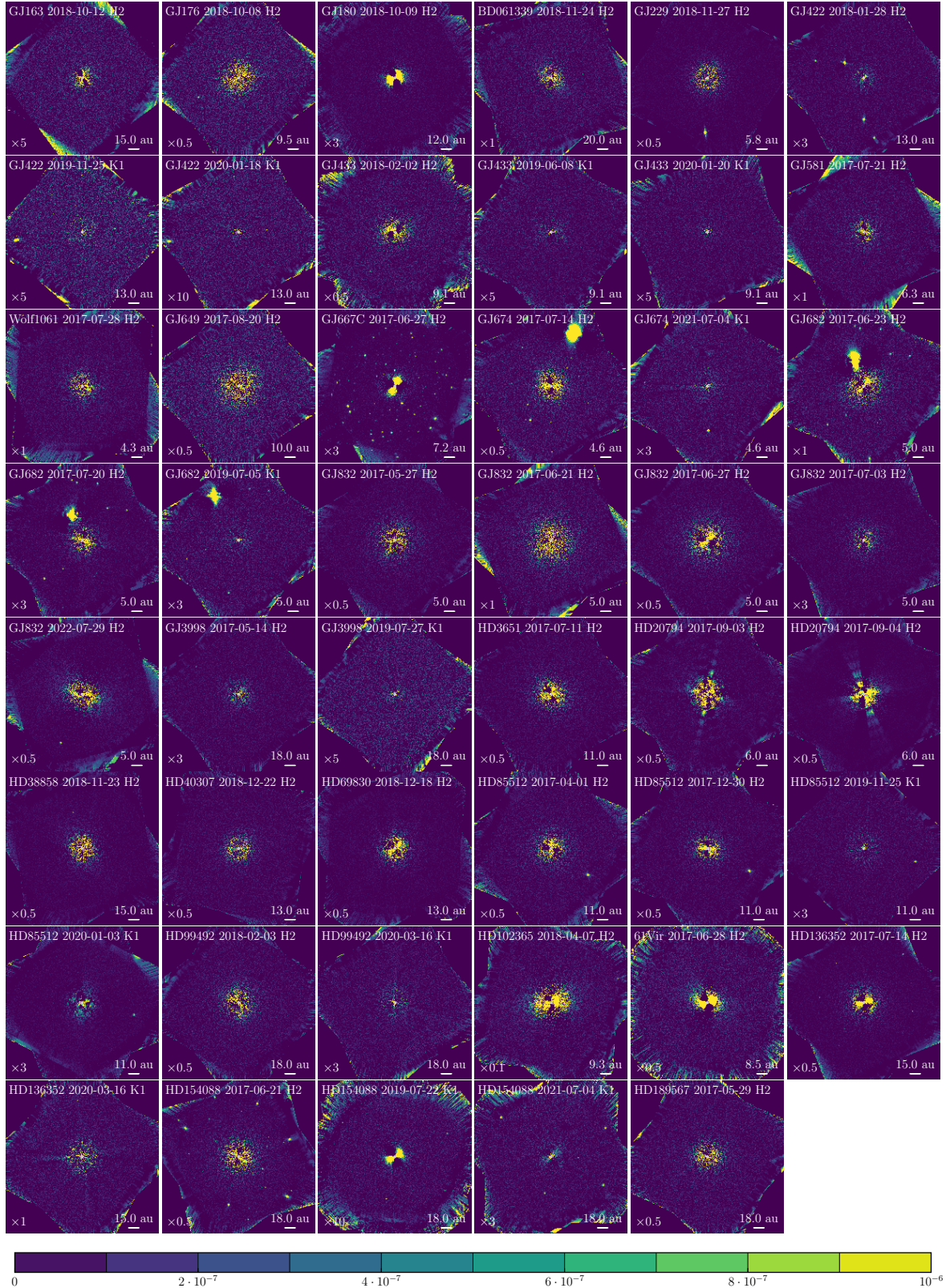


Fig. E.1. Reduced images from SPHERE-IRDIS for the whole survey for SpeCal-cADI reductions. The factor in the bottom left hand corner of each figure indicates the number by which to multiply the color bar to have the corresponding contrast values.

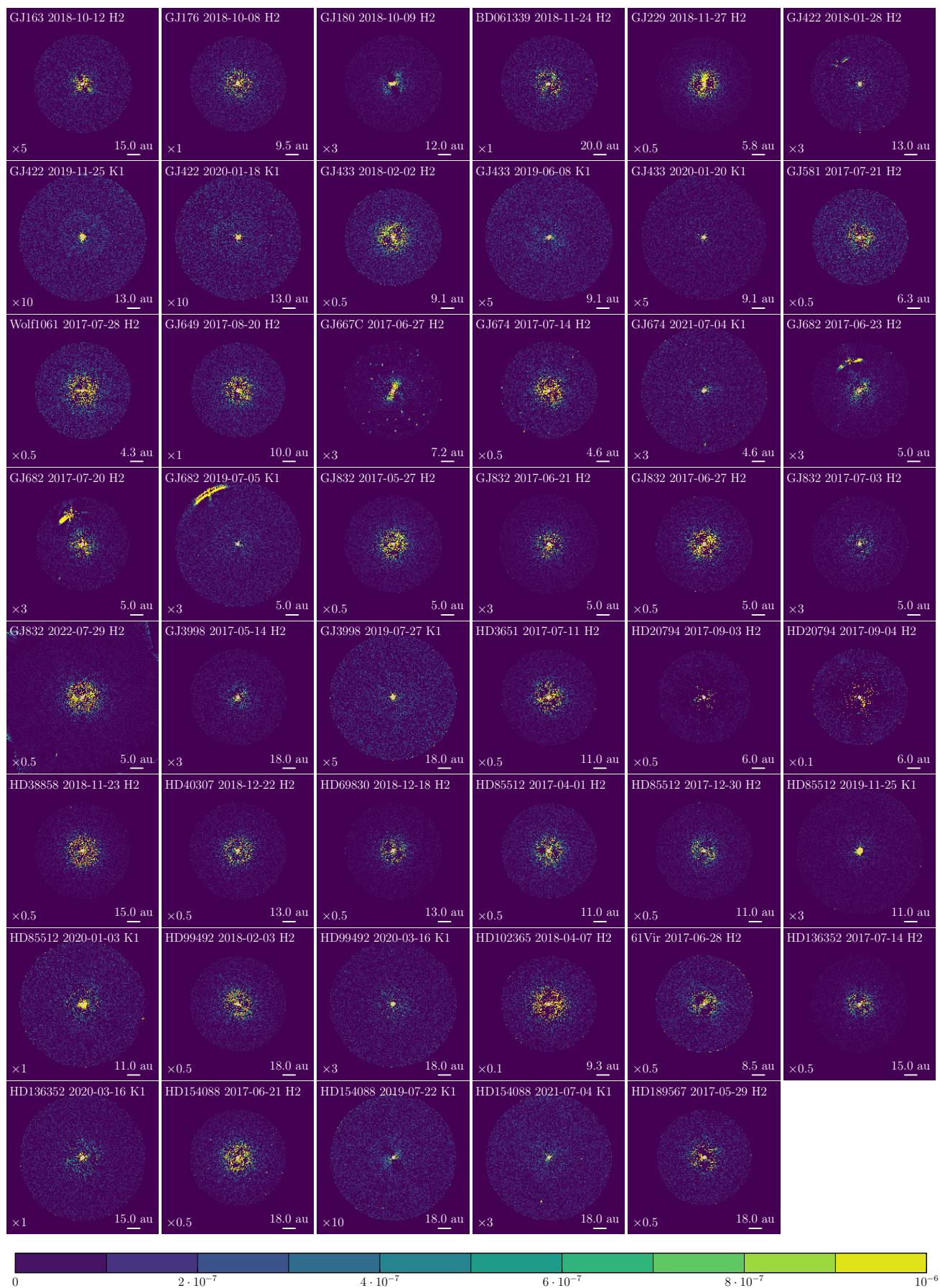


Fig. E.2. Reduced images from SPHERE-IRDIS for the whole survey for SpeCal-TLOCI ADI reductions.




Fig. E.3. Reduced images from SPHERE-IRDIS for the whole survey for ANDROMEDA reductions.




Fig. E.4. Reduced images from SPHERE-IFS for the whole survey for SpeCal-PCA-ADSI reductions.




Fig. E.5. Reduced images from SPHERE-IFS for the whole survey for ANDROMEDA-ASDI reductions.

Appendix F: Companion candidates from ANDROMEDA and SpeCal processing

Figure F.1 reports the distribution of the detections for SPHERE-IRDIS observations with the ANDROMEDA-ADI or SpeCal-cADI processing, as well as the separations and contrasts of the detections. We can see that below 2", ANDROMEDA processing results in additional detections compared to SpeCal-cADI, which is expected (e.g., Cantalloube et al. 2015).

In addition, we note that concerning bright ($> 10^{-4}$ or 10^{-5}) candidates, there is a bias between ANDROMEDA and SpeCal photometry: the same candidate can have a difference up to 0.3 mag depending on which processing is used to retrieve the photometry. This photometric bias correlates with the apparent magnitude of the candidate. The brighter is the detection, the larger is the bias. There is no visible correlation with the separation. In our observations, this effect is only visible in the H2 band, corresponding to observations with bright candidates. By investigating this effect on the known brown dwarf GJ 229 B for which the photometry is reported in the literature, we found that SpeCal-cADI (and SpeCal-non-ADI) was consistent with the values from Nakajima et al. (1995) and Faherty et al. (2012), contrary to ANDROMEDA.

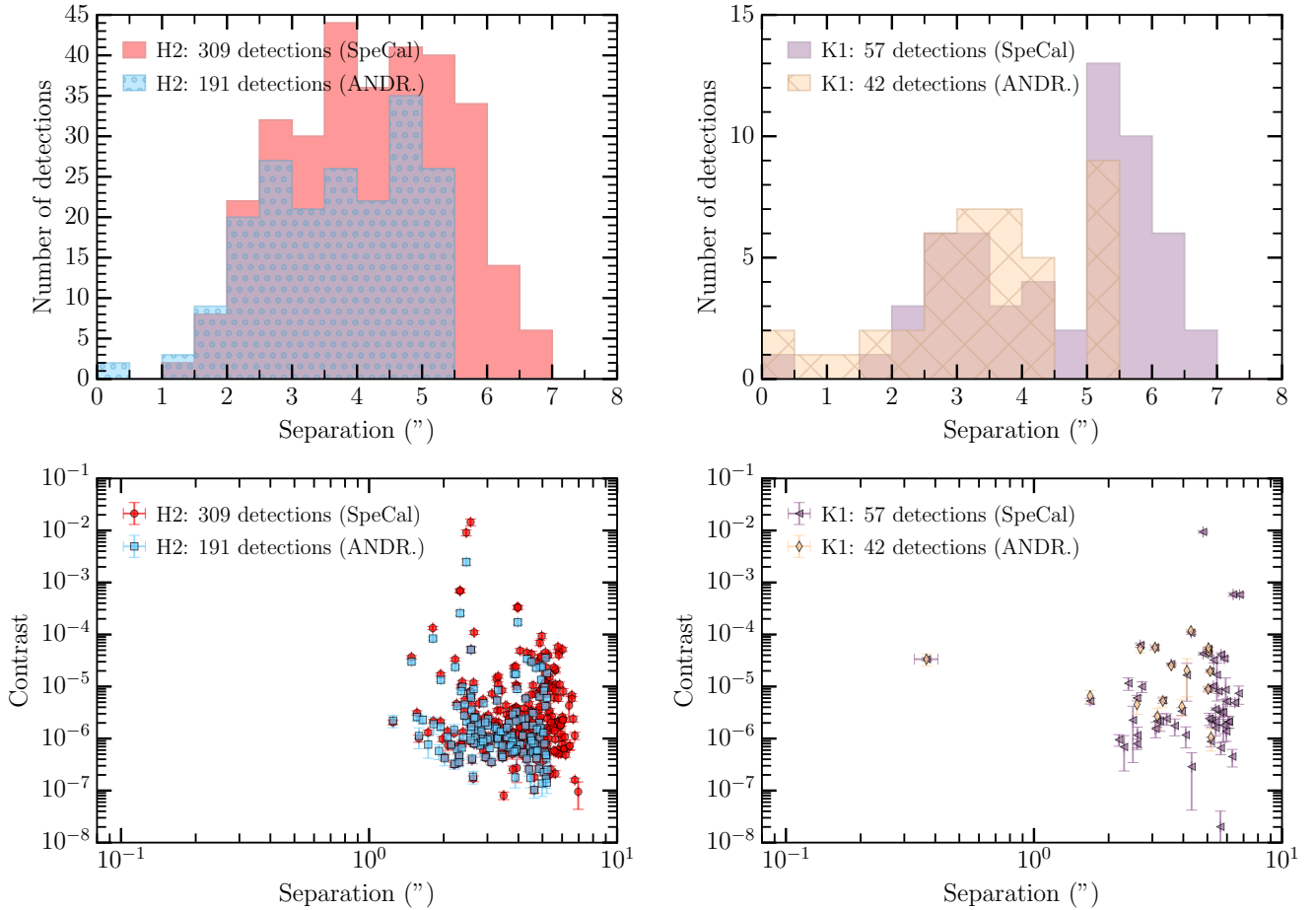


Fig. F.1. At the *top*, distribution of the separations of all the point-source detections from SPHERE-IRDIS in the H2-band (*on the left*) and the K1-band (*on the right*). At the *bottom*, contrasts and separations of all the point-source detections from SPHERE-IRDIS in the H2-band (*on the left*) and the K1-band (*on the right*). The post-processing algorithms used are SpeCal-cADI and ANDROMEDA-ADI.

Appendix G: Input parameters for Gaia and Hipparcos results via the GaiapMEX tool

Table G.1 summarizes the parameters used for running the tool GaiapMEX (Kiefer et al. (in prep.)) for the systems GJ 832 and GJ 229, the only two that led to a positive detection from *Gaia* and HIPPARCOS data (see 5.3)

Table G.1. Parameters used with the GaiaPMEX tool for the systems GJ 229 and GJ 832.

Parameter	Unit	GJ 229	GJ 832
<i>Aliases</i>			
HIP		29295	106440
Gaia DR3		2940856402123426176	6562924609150908416
<i>Main parameters</i>			
M_{\star}	M_{\odot}	0.570	0.480
$\sigma_{M_{\star}}$	M_{\odot}	0.049975713178077	0.0498015394994533
V		8.12	8.67
RA		06:10:34.4589	21:33:33.9004
DEC		-21:52:04.163	-49:00:45.468
<i>Gaia parameters</i>			
ra	deg	92.644	323.391
ra_error	deg	0.008	0.018
dec	deg	-21.868	-49.013
dec_error	deg	0.014	0.014
pmra	mas yr ⁻¹	-135.692	-45.917
pmra_error	mas yr ⁻¹	0.011	0.023
pmdec	mas yr ⁻¹	-719.178	-816.875
pmdec_error	mas yr ⁻¹	0.017	0.018
parallax	mas	173.57	201.33
parallax_error	mas	0.02	0.02
phot_g_mean_mag		7.31	7.74
bp_rp		2.074	2.240
astrometric_matched_transits		82	47
astrometric_n_good_obs_al		723	414
astrometric_params_solved		31	31
astrometric_excess_noise or AEN _{obs}	mas	0.123	0.160
ruwe or RUWE _{obs}		1.013	1.097
<i>Hipparcos parameters</i>			
e _{RA} cos DEC	mas	0.381	0.420
e _{DEC}	mas	0.670	0.600
σ_{pos}	mas	0.771	0.732
<i>Kervella et al. (2022) parameters</i>			
pmRAH2EG3b	mas yr ⁻¹	-136.406	-46.046
e_pmRAH2EG3b	mas yr ⁻¹	0.015	0.018
pmDEH2EG3b	mas yr ⁻¹	-714.974	-816.289
e_pmDEH2EG3b	mas yr ⁻¹	0.019	0.020
PMaRAH2EG3b	mas yr ⁻¹	0.712	0.140
e_PMaRAH2EG3b	mas yr ⁻¹	0.018	0.029
PMaDEH2EG3b	mas yr ⁻¹	-4.224	-0.547
e_PMaDEH2EG3b	mas yr ⁻¹	0.025	0.027
PMA (or PMA _{obs})	mas yr ⁻¹	4.284	0.565
$\sigma_{\text{PMA,obs}}$	mas yr ⁻¹	0.025	0.027
<i>Noise parameters and simulations of single systems</i>			
σ_{AL}	mas	0.083	0.086
σ_{attitude}	mas	0.064	0.082
σ_{jitter}	mas	0.129	0.135
AEN _{simu} as single	mas	0.123	0.124
$\sigma_{\text{AEN,simu,single}}$	mas	0.015	0.021
PMA _{simu} as single	mas yr ⁻¹	0.060	0.059
$\sigma_{\text{PMA,simu,single}}$	mas yr ⁻¹	0.034	0.033
AEN _{obs} significance		0.007	1.696
PMA _{obs} significance		>3.82	>3.82

Appendix H: Comparison of detection method sensitivity on our survey

Detection methods of exoplanet suffer from observational biases. Combining different detection techniques enable to have a more global view on planetary systems (see Fig. H.1), even though observers are still blind to low-mass exoplanets at wide orbits (e.g., an exoplanet of $1 M_{\oplus}$ planet orbiting at 20 au).

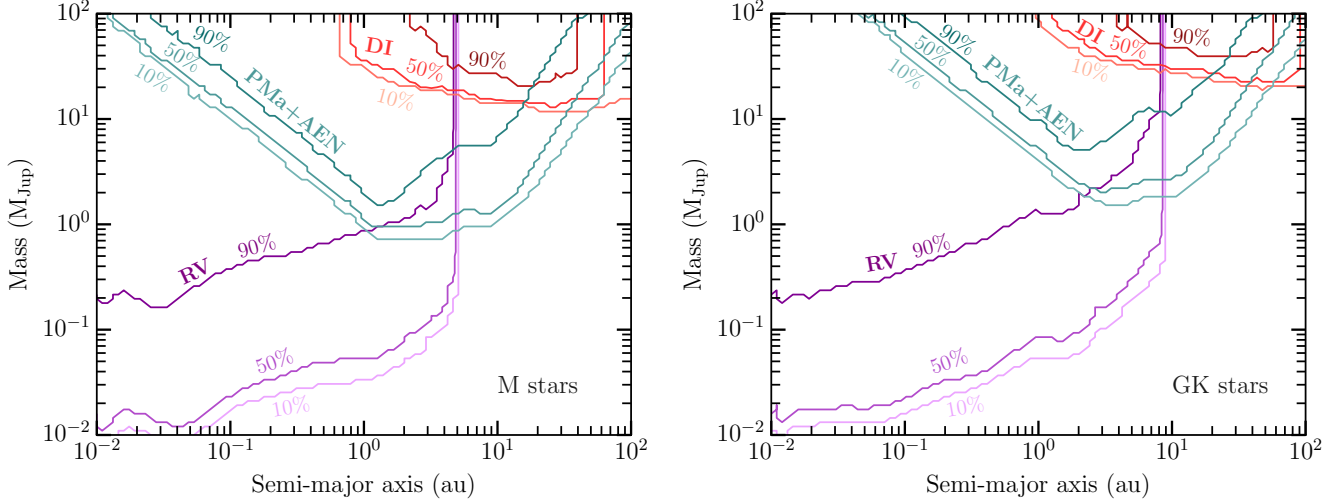


Fig. H.1. Comparison of the sensitivity of the direct imaging (DI, red), proper motion anomaly and *Gaia* astrometric excess noise (PMA+AEN, blue) and radial velocity (RV, purple) detections methods on our survey. We took the median of the detection probabilities at 10%, 50%, and 90% the M-stars (*left*) and the GK-stars (*right*).

Figure H.2 shows sensitivity from high-contrast imaging SPHERE-IRDIS and SPHERE-IFS observations for each system of our sample (see Section 5.4). For a few mature systems, high-contrast imaging observations are sensitive to companions of $\lesssim 10 M_{\text{Jup}}$ beyond a few astronomical units (e.g., GJ 433) or dozen of astronomical units (e.g., GJ 229, GJ 649, GJ 674, GJ 832).

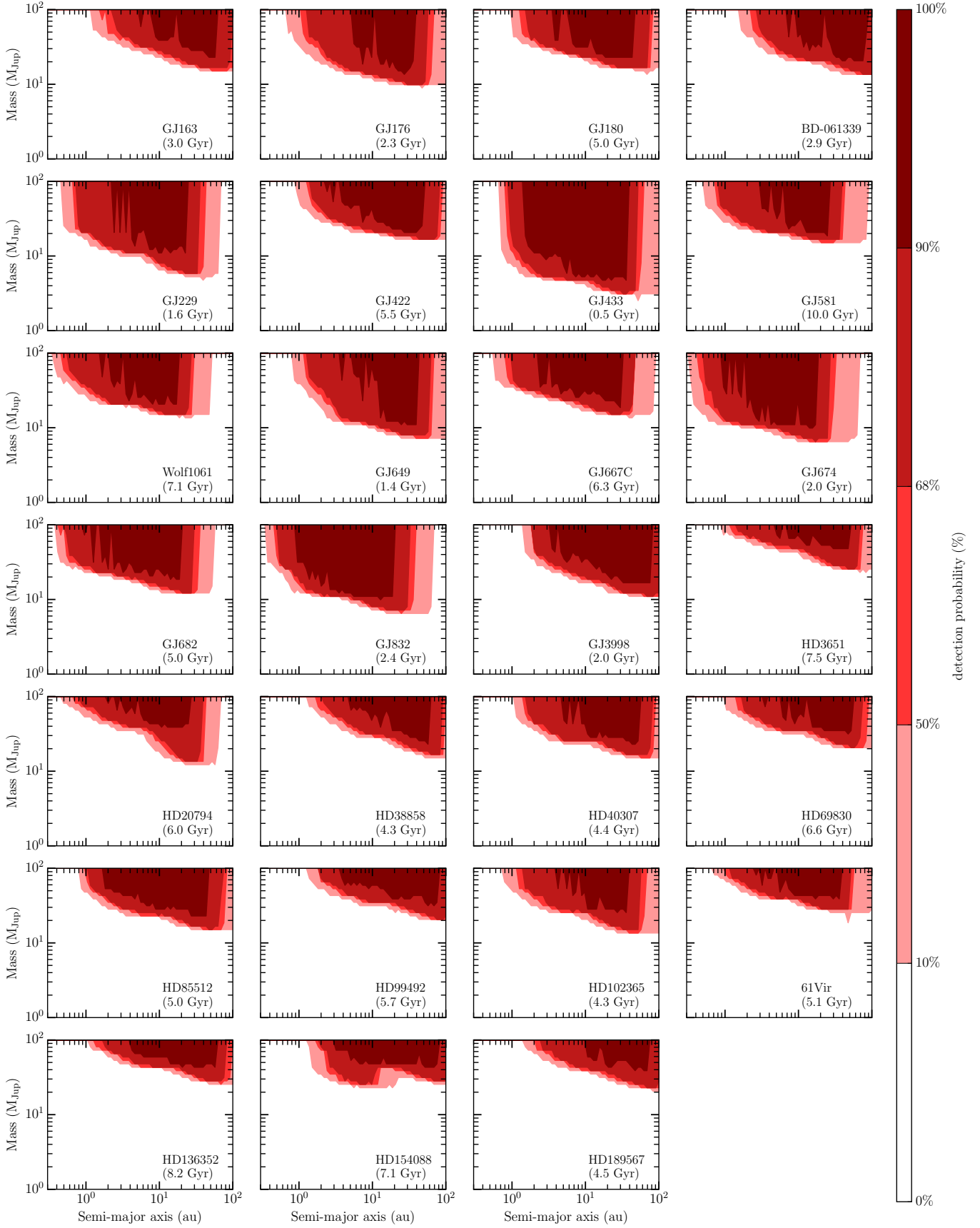


Fig. H.2. Detection limits from direct imaging observations (SPHERE-IRDIS and SPHERE-IFS) for each system of the survey obtained with the MESS3 tool.