



**HAL**  
open science

## Stochastic Parameterization: Toward a New View of Weather and Climate Models

Judith Berner, Ulrich Achatz, Lauriane Batté, Lisa Bengtsson, Alvaro de La Cámara, Hannah M. Christensen, Matteo Colangeli, Danielle R. B. Coleman, Daan Crommelin, Stamen I. Dolaptchiev, et al.

► **To cite this version:**

Judith Berner, Ulrich Achatz, Lauriane Batté, Lisa Bengtsson, Alvaro de La Cámara, et al.. Stochastic Parameterization: Toward a New View of Weather and Climate Models. Bulletin of the American Meteorological Society, 2017, 98, pp.565-588. 10.1175/BAMS-D-15-00268.1 . insu-04833707

**HAL Id: insu-04833707**

**<https://insu.hal.science/insu-04833707v1>**

Submitted on 12 Dec 2024

**HAL** is a multi-disciplinary open access archive for the deposit and dissemination of scientific research documents, whether they are published or not. The documents may come from teaching and research institutions in France or abroad, or from public or private research centers.

L'archive ouverte pluridisciplinaire **HAL**, est destinée au dépôt et à la diffusion de documents scientifiques de niveau recherche, publiés ou non, émanant des établissements d'enseignement et de recherche français ou étrangers, des laboratoires publics ou privés.



Distributed under a Creative Commons Attribution 4.0 International License

# STOCHASTIC PARAMETERIZATION

## Toward a New View of Weather and Climate Models

JUDITH BERNER, ULRICH ACHATZ, LAURIANE BATTÉ, LISA BENGTSOON, ALVARO DE LA CÁMARA,  
HANNAH M. CHRISTENSEN, MATTEO COLANGELI, DANIELLE R. B. COLEMAN, DAAN CROMMELIN,  
STAMEN I. DOLAPTCHEV, CHRISTIAN L. E. FRANZKE, PETRA FRIEDERICHS, PETER IMKELLER, HEIKKI JÄRVINEN,  
STEPHAN JURICKE, VASSILI KITSIOS, FRANÇOIS LOTT, VALERIO LUCARINI, SALIL MAHAJAN, TIMOTHY N. PALMER,  
CÉCILE PENLAND, MIRJANA SAKRADZIJA, JIN-SONG VON STORCH, ANTJE WEISHEIMER,  
MICHAEL WENIGER, PAUL D. WILLIAMS, AND JUN-ICHI YANO

Stochastic parameterizations—empirically derived or based on rigorous mathematical and statistical concepts—have great potential to increase the predictive capability of next-generation weather and climate models.

**THE NEED FOR STOCHASTIC PARAMETERIZATIONS.** Numerical weather and climate modeling is based on the discretization of the continuous equations of motion. Such models can be characterized in terms of their dynamical core, which describes the resolved scales of motion, and the physical parameterizations, which provide estimates of the grid-scale effect of processes, that cannot be resolved. This general approach has been hugely successful in that skillful predictions of weather and climate are now routinely made (e.g., Bauer et al. 2015). However, it has become apparent through the verification of these predictions that current state-of-the-art models still exhibit persistent and systematic shortcomings due to an inadequate representation of unresolved processes.

Despite the continuing increase of computing power, which allows numerical weather and climate prediction models to be run with ever-higher resolution, the multiscale nature of geophysical fluid dynamics implies that many important physical processes (e.g., tropical convection, gravity wave drag, and microphysical processes) are still not resolved. Parameterizations of subgrid-scale processes contain closure assumptions and related parameters with inherent uncertainties. Although increasing model

resolution gradually pushes these assumptions further down the spectrum of motions, it is realistic to assume that some form of closure or physical parameterization will be present in simulation models into the foreseeable future.

Moreover, for climate simulations, a decision must be made as to whether computational resources should be used to increase the representation of subgrid physical processes or to build a comprehensive Earth system model by including additional climate components such as the cryosphere, chemistry, and biosphere. In addition, the decision must be made about whether computational resources should go toward increased horizontal, vertical, and temporal resolution or additional ensemble members.

Additional challenges are posed by intrinsically coupled phenomena like the Madden–Julian oscillation (MJO) and tropical cyclones. Correctly simulating these tropical multiscale features requires resolving or accurately representing small-scale processes such as convection in addition to capturing the large-scale response and feedback. Many of the Coupled Model Intercomparison Project, phase 5 (CMIP5), climate models still do not properly simulate the MJO and convectively coupled waves (Hung et al. 2013).

A great challenge is posed by the representation of partially resolved processes (either in the time or space domain). The range of scales on which a physical process is only partially resolved is often referred to as the “gray zone” (e.g., Gerard 2007). In this gray zone, the number of eddies in each grid box is no longer large enough to fulfill the “law of large numbers” underlying deterministic bulk parameterizations, and a stochastic approach becomes essential. An example for a partially resolved process is convection, which is often split into a resolved (large scale) and parameterized component (e.g., Arakawa 2004). The equilibrium assumption no longer holds when the model resolution is increased such that a clear scale separation between convection and larger scales no longer is valid (e.g., Yano and Plant 2012a,b). In this case, the subgrid-scale parameterization takes a prognostic form rather than being diagnostic, as explicitly shown for the mass-flux formulation by Yano (2014).

As the next generation of numerical models attempts to seamlessly predict weather as well as climate, there is an increasing need to develop parameterizations that adapt automatically to different spatial scales (scale-aware parameterizations). A big advantage of the mathematically rigorous approach is that the subgrid model is valid for increasing spatial resolutions within a range of scales that is obtained as part of the derivation.

Mathematical approaches to stochastic modeling rely on the assumption that a physical system

can be expressed in terms of variables of interest and variables that one does not want to explicitly resolve. In the mathematical literature this is usually referred to as the operation of coarse graining and is performed through the method of homogenization (Papanicolaou and Kohler 1974; Gardiner 1985; Pavliotis and Stuart 2008). The goal is then to derive an effective equation for the slow predictable processes and to represent the effect of the now unresolved variables as random noise terms.

Many stochastic parameterizations are based on the assumption of a scale separation between the temporal decorrelation rates between the rapidly fluctuating processes represented by a white noise and the slow processes of interest (e.g., Gardiner 1985; Penland 2003a). In geophysical applications, there is often—but not always—a relationship between spatial and temporal scales of variability, with fast processes associated with small scales and slow processes associated with large scales. If this is the case, separating physical processes by time scales can result in decomposing small-scale features from large-scale phenomena, and spatial and temporal scale separation become equivalent.

Such thinking underlies the pioneering study of Hasselmann (1976), who split the coupled ocean-atmosphere system into a slow ocean and fast weather fluctuation components and subsequently derived an effective equation for the ocean circulation only. One finds that the impact of the fast variables on the dynamics of the slow variables boils

**AFFILIATIONS:** BERNER, DE LA CÁMARA, AND COLEMAN—National Center for Atmospheric Research,\* Boulder, Colorado; ACHATZ AND DOLAPHTCHIEV—Institut für Atmosphäre und Umwelt, Goethe-Universität, Frankfurt am Main, Germany; BATTÉ—CNRM-GAME, Météo-France/CNRS, Toulouse, France; BENGTTSSON—Swedish Meteorological and Hydrological Institute, Norrköping, Sweden; CHRISTENSEN, JURICKE, AND PALMER—Atmospheric, Oceanic and Planetary Physics, University of Oxford, Oxford, United Kingdom; COLANGELI—Gran Sasso Science Institute, L’Aquila, Italy; CROMMELIN—Centrum Wiskunde en Informatica, and Korteweg-de Vries Institute for Mathematics, University of Amsterdam, Amsterdam, Netherlands; FRANZKE—Meteorological Institute, and Centre for Earth System Research and Sustainability, University of Hamburg, Hamburg, Germany; FRIEDERICHS AND WENIGER—Meteorological Institute, University of Bonn, Bonn, Germany; IMKELLER—Institut für Mathematik, Humboldt-Universität zu Berlin, Berlin, Germany; JÄRVINEN—Department of Physics, University of Helsinki, Helsinki, Finland; KITSIOS—Oceans and Atmosphere Flagship, CSIRO, Aspendale, Victoria, Australia; LOTT—Laboratoire de Météorologie Dynamique (CNRS/IPSL), Ecole Normale Supérieure, Paris, France; LUCARINI—Meteorological Institute, and Centre for Earth System Research and Sustainability, University of

Hamburg, Hamburg, Germany, and Department of Mathematics and Statistics, University of Reading, Reading, United Kingdom; MAHAJAN—Oak Ridge National Laboratory, Oak Ridge, Tennessee; PENLAND—Physical Sciences Division, NOAA/Earth System Research Laboratory, Boulder, Colorado; SAKRADZIJA—Max Planck Institute for Meteorology, and Hans-Ertel-Centre for Weather Research, Deutscher Wetterdienst, Hamburg, Germany; VON STORCH—Max Planck Institute for Meteorology, Hamburg, Germany; WEISHEIMER—National Centre for Atmospheric Science, and Atmospheric, Oceanic and Planetary Physics, University of Oxford, Oxford, and ECMWF, Reading, United Kingdom; WILLIAMS—Department of Meteorology, University of Reading, Reading, United Kingdom; YANO—GAME-CNRM, CNRS, Météo-France, Toulouse, France  
\* The National Center for Atmospheric Research is sponsored by the National Science Foundation.

**CORRESPONDING AUTHOR E-MAIL:** Judith Berner, [berner@ucar.edu](mailto:berner@ucar.edu)

*The abstract for this article can be found in this issue, following the table of contents.*

DOI:10.1175/BAMS-D-15-00268.1

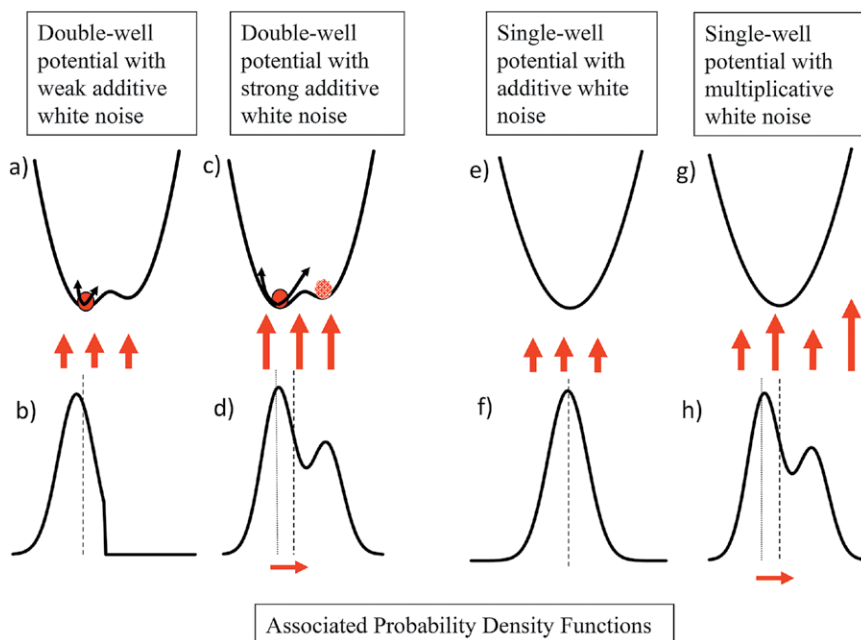
In final form 7 July 2016

©2017 American Meteorological Society

down to a deterministic correction—a mean field effect sometimes referred to as noise-induced drift or rectification—plus a stochastic component, which is a white random noise in the limit of infinite time-scale separation.

A simple example demonstrating noise-induced transitions and drifts is presented in Fig. 1. Assume that the unforced nonlinear climate system can be described by a double-well potential (Fig. 1a). If the noise is sufficiently small (short red arrows) and under appropriate initial conditions, the system will stay for a finite time in the deeper potential well and the associated probability density function of states will have a single maximum (Fig. 1b). As the amplitude of the noise increases (long arrows in Fig. 1c), the system can undergo a noise-induced transition and reach the secondary potential well. The resulting probability density function (PDF) will exhibit two local maxima (Fig. 1d), signifying two different climate regimes, rather than a single maximum, as in the small-noise scenario. Note that the stochastic forcing not only changes the variance, but also the mean.

But even a linear system characterized by a single potential when unforced can change the mean, if forced by multiplicative or state-dependent white noise (Figs. 1e–h). The noise is called “multiplicative” if its amplitude is a function of the state, which is denoted by the red arrows of different length in Fig. 1g. The noise-induced drift changes the single-well potential of the unforced system (Fig. 1e), so that the effective potential including the effects of the multiplicative noise has multiple wells (not shown) and the associated PDF becomes bimodal (Fig. 1h). Note that in this example the shift in the mean compared to the unforced PDF (Fig. 1f) is caused by the noise, which is referred to as “noise-induced drift” (e.g., Sardeshmukh et al. 2001; Berner 2005; Sura et al. 2005).



**FIG 1. System characterized by double-potential (a),(c) or single-potential well (e),(g) and their associated PDFs (b),(d),(f), and (h). (a) If the noise is sufficiently small and under appropriate initial conditions, the system will stay in the deeper potential well and the associated probability density function will have a single maximum (b). (c) As the amplitude of the noise increases, the system can undergo a noise-induced transition and reach the secondary minimum in the potential, leading to a shifted mean and increased variance in the associated probability density function (d). A linear system characterized by a single potential well and forced by additive white noise (e) will have a unimodal PDF (f). However, when forced by multiplicative (state-dependent) noise (g), the noise changes the effective potential of the unforced system, so that the associated PDF becomes bimodal (h).**

Operational weather and climate centers now use stochastic parameterization schemes routinely to make ensemble predictions from short-range to seasonal time scales (e.g., Berner et al. 2009; Weisheimer et al. 2014). Most ensembles suffer from underdispersion, which means that, on average, the observed state is more often outside the cone of forecasts than can be statistically justified. Stochastic perturbations introduce more diversity among the forecasts, which helps to ameliorate this problem and result in more skillful ensemble forecasts.

A fundamental argument that has been often overlooked is that the merit of stochastic parameterization goes far beyond providing uncertainty estimations for weather and climate predictions but may be also needed for better representing the mean state (e.g., Sardeshmukh et al. 2001; Palmer 2001; Berner et al. 2008) and regime transitions (e.g., Williams et al. 2003, 2004; Birner and Williams 2008; Christensen et al. 2015a) via inherent nonlinear processes. This is especially relevant for climate

projections, which have long-standing mean-state errors, such as a double intertropical convergence zone (e.g., Lin 2007) and erroneous stratocumulus cloud cover, that play a crucial role in the climate response to external forcing.

Mechanisms for how Gaussian zero-mean fluctuations can change the mean state (see Fig. 1) have been discussed in Tompkins and Berner (2008) and Beena and von Storch (2009). Tompkins and Berner (2008) introduce perturbations to the humidity field and find that positive perturbations are more likely to trigger a convective event than negative perturbations can suppress convection. Beena and von Storch (2009) study the ocean response air–sea flux perturbations and similarly find that negative buoyancy anomalies result in an altered stratification, while positive anomalies tend to sustain the existing stratification. Insofar as stochastic parameterizations can change the mean state, they have the potential to affect the response to changes in the external forcing (e.g., Seiffert and von Storch 2008).

In mathematical terms, this is the question how a stochastic forcing affects the invariant measure of a deterministic dynamical system (Lucarini 2012) and how the climate response to such a forcing can be framed as a problem of nonequilibrium statistical mechanics (Colangeli et al. 2012, 2014; Lucarini and Sarno 2011; Lucarini et al. 2014a,b).

Here we argue that stochastic parameterizations are essential for

- estimating uncertainty in weather and climate predictions,
- reducing systematic model errors arising from unrepresented subgrid-scale fluctuations,
- triggering noise-induced regime transitions, and
- capturing the response to changes in the external forcing

and should be applied in a systematic and consistent fashion, not only to weather, but also to climate simulations.

Several studies have identified the assessment of the benefits of stochastic closure schemes as a key outstanding challenge in the area of mathematics applied to the climate system (Palmer 2001, 2012; Palmer and Williams 2008; Williams et al. 2013). For accessible reviews of rigorous mathematical approaches applied to weather and climate, we refer to Penland (2003a,b), Majda et al. (2008), and Franzke et al. (2015). The current study focuses on recent developments and successful applications of empirical and rigorous approaches to the subgrid-

parameterization problem in weather and climate models.

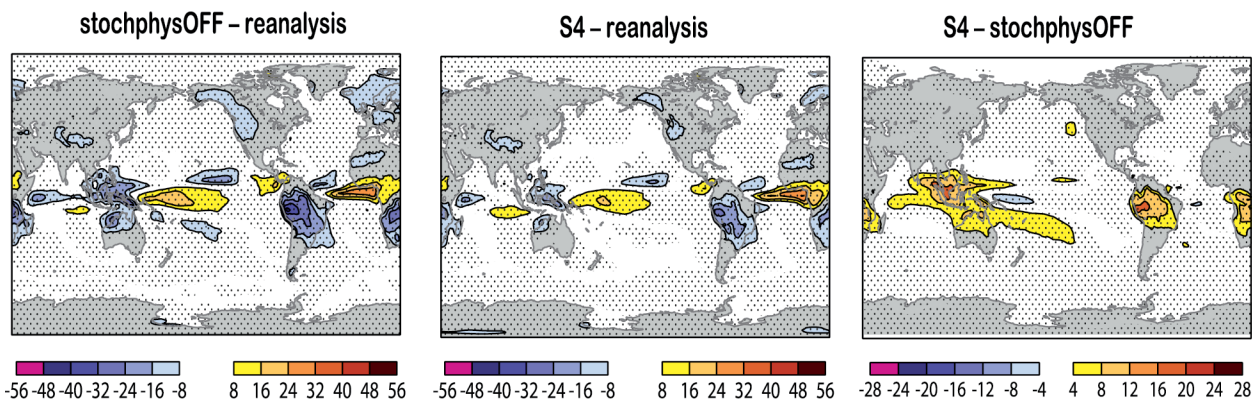
## REPRESENTING UNCERTAINTY IN COMPREHENSIVE CLIMATE AND WEATHER MODELS.

*Adding uncertainty a posteriori: The stochastically perturbed parameterization tendency scheme and the stochastic kinetic energy backscatter scheme.* Stochastic parameterizations are based on the notion that, as spatial resolution increases, the method of averaging (Arnold 2001; Monahan and Culina 2011) is no longer valid and the subgrid-scale variability should be sampled rather than represented by the equilibrium mean. In addition, unrepresented interactions between unresolved subgrid-scale processes with the large-scale flow might affect the resolved dynamics.

The former is addressed by the stochastically perturbed parameterization tendency (SPPT) scheme, which perturbs the net tendencies of the physical process parameterizations (convection, radiation, cloud physics, turbulence, and gravity wave drag). One essential feature for its success is that the noise is correlated in space and time. SPPT has a beneficial impact on medium-range, seasonal, and climate forecasts (Buizza et al. 1999; Teixeira and Reynolds 2008; Palmer et al. 2009; Weisheimer et al. 2014; Christensen et al. 2015b; Dawson and Palmer 2015; Batté and Doblus-Reyes 2015). SPPT tends to be most active in the tropics and near the surface, where the parameterized tendencies are large.

The stochastic kinetic energy backscatter scheme (SKEBS) aims to represent model uncertainty arising from unresolved subgrid-scale processes and their interactions with larger scales by introducing random perturbations to the streamfunction and potential temperature tendencies. For this purpose, the scheme reinjects a small fraction of the dissipated energy into the resolved flow. Originally developed in the context of large-eddy simulations (LESS; Mason and Thomson 1992), it was adapted by Shutts (2005) for numerical weather prediction (NWP).

Depending on the details of the implementations, SKEBS tends to have the most impact in the storm-track regions and in the free atmosphere above the boundary layer and permits the physical parameterization schemes to adjust to a slightly perturbed large-scale background flow. Its beneficial impact on weather and climate forecasts are reported, for example, in Berner et al. (2011, 2015), Tennant et al. (2011), Weisheimer et al. (2014), Sanchez et al. (2016), while Shutts (2013) criticizes the arbitrary nature of some of the design features based on coarse graining,



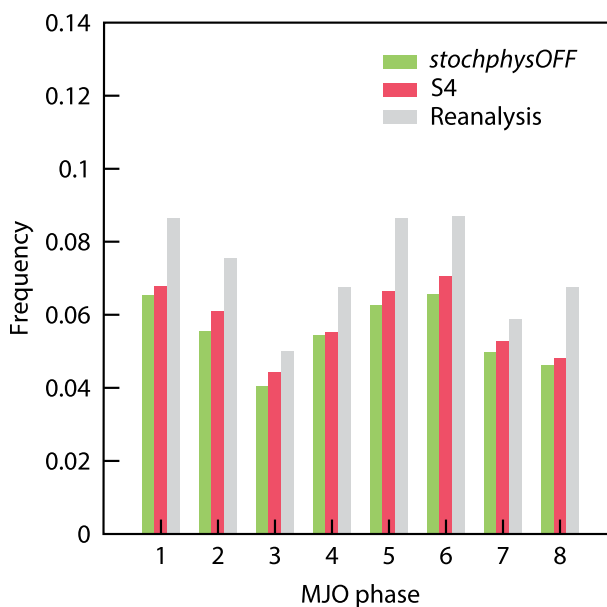
**FIG. 2.** Top-of-the-atmosphere net longwave radiation (outgoing longwave radiation;  $\text{W m}^{-2}$ ) in Dec–Feb for the period 1981–2010. (left) StochphysOFF minus ECMWF interim reanalysis (ERA-Interim), (center) System 4 (S4) minus reanalysis, and (right) S4 minus stochphysOFF. Significant differences at the 95% confidence level based on a two-sided Student’s  $t$  test are hatched. Adapted from Weisheimer et al. (2014).

high-resolution simulations to compute the backscatter term. His stochastic convective backscatter scheme (Shutts 2015) includes a phase relationship between flow and perturbations and adds additional perturbations to the divergent flow to remedy some of the identified shortcomings.

While these schemes are motivated by physical reasoning and scheme parameters are informed in some manner, for example, by coarse graining, high-resolution output (Shutts and Palmer 2007; Shutts and Callado Pallarès 2014) or comparison with observations (Watson et al. 2015), the perturbations are essentially empirical constructs. For example, the amplitude of the perturbations is typically determined as the value that satisfactorily reduces the ensemble underdispersion. Obviously, such an approach is only possible for forecast ranges where verification is possible, such as for short-term, medium-range, and seasonal forecasts. A common criticism of this approach is that the improved skill is solely the result of the increase in spread. However, Berner et al. (2015) found that the merits of stochastic parameterization go beyond increasing spread and can account for structural model uncertainty.

In the following examples, we show recent results that demonstrate the potential of stochastic parameterizations to improve the mean state representation and variability as well as the skill of seasonal forecasts.

First, we present recent results from the seasonal forecasting system, System 4 (S4), at the European Centre for Medium-Range Weather Forecasts (ECMWF). In the simulations with both SPPT and SKEBS, excessively strong convective activity over the Maritime Continent and the tropical western Pacific is reduced, leading to smaller biases in outgoing longwave radiation (Fig. 2, adapted from Weisheimer



**FIG. 3.** Relative frequencies of MJO events in each of the eight MJO phases. From Weisheimer et al. (2014).

et al. 2014), cloud cover, precipitation, and near-surface winds when compared to a simulation without stochastic parameterization, stochphysOFF. The stochastic schemes also lead to an increase in the frequency (Fig. 3, from Weisheimer et al. 2014) and amplitude of MJO events, which is an improvement. A reduction of excessive amplitudes in westward-propagating convectively coupled waves in an earlier model version is reported in Berner et al. (2012).

Another example of the positive impact of stochastic schemes is evident in climate simulations with the Community Earth System Model (CESM). Compared to observations, the modeled spectrum of average sea surface temperature in the Niño-3.4 region has 3

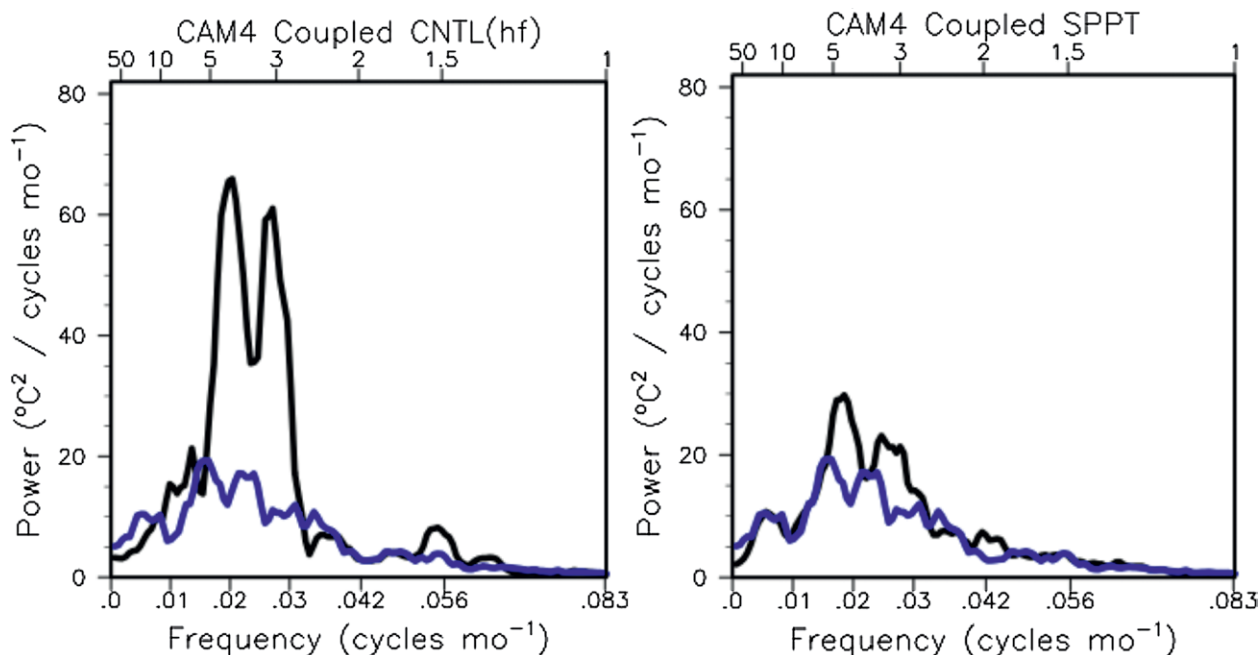
times more power for periods between 2 and 4 years (Fig. 4, adapted from Christensen et al. 2017). SPPT markedly reduces the temperature variability in this frequency range, leading to a much better agreement with nature (Christensen et al. 2017). Interestingly, in these examples, adding stochasticity results in *reduced* variability, which is a nontrivial response.

Along with the improved model climate, stochastic perturbations benefit probabilistic forecast performance on seasonal time scales. This has been reported in a number of studies using earlier versions of ECMWF’s seasonal system (Berner et al. 2008; Doblas-Reyes et al. 2009; Palmer et al. 2009) and has recently been confirmed in the newest version (Weisheimer et al. 2014) and in the EC-Earth Consortium (EC-EARTH) system model (Batté and Doblas-Reyes 2015). Figure 5 shows ensemble mean and spread in forecasts for Niño-3.4-area sea surface temperatures with the EC-EARTH model, run at a standard horizontal resolution (SR; ~60 km for the atmospheric and ~100 km for the ocean component) and at high resolution (HR; ~40 km for the atmospheric component and 25 km for the ocean.) For both resolutions, the introduction of SPPT perturbations increases the ensemble spread. Furthermore, SPPT reduces the mean error in the

standard resolution, but not as much as increasing horizontal resolution.

A number of studies have found evidence for stochasticity leading to noise-induced transitions in midlatitude circulation regimes, especially over the Pacific–North America region (Jung et al. 2005, Berner et al. 2012, Dawson and Palmer 2015, Weisheimer et al. 2014). These results suggest that stochastic parameterizations are also relevant for the prediction of the dominant modes of atmospheric variability, such as the North Atlantic Oscillation and the Pacific–North America pattern (J. Berner et al. 2016, unpublished manuscript).

*Adding uncertainty a priori: Perturbed parameter approaches for the atmospheric component.* While the performance of the stochastic schemes discussed in the last section is undisputed, the schemes have been criticized in that they are added a posteriori to models that have been independently developed and tuned. Ideally, stochastic perturbations should represent model uncertainty where it occurs. One obvious way to represent uncertainty at its source rather than a posteriori is the perturbed parameter approach, which perturbs the closure parameters in the physical process parameterizations. There are



**FIG. 4.** Power spectra of average sea surface temperature in the Niño-3.4 region in 135-yr-long simulations with the Community Atmosphere Model (CAM) coupled to an ocean model. (left) Compared to Hadley Centre Sea Ice and Sea Surface Temperature dataset (HadISST) observations (blue), the simulation has 3 times more power for oscillations with periods between 2 and 4 years. (right) When the simulation is repeated with the stochastic parameterization SPPT, the temperature variability in this range is reduced, leading to a better agreement between the simulated and observed spectra. Adapted from Christensen et al. (2017).

two variants: the parameter can be fixed throughout the integration but vary for each ensemble member (e.g., Murphy et al. 2004; Hacker et al. 2011) or vary randomly with time (e.g., Bowler et al. 2008, 2009; Ollinaho et al. 2013; Jankov et al. 2016, manuscript submitted to *Mon. Wea. Rev.*). Strictly, the first variant is not a stochastic parameterization, but an example for a multimodel, since each ensemble member has a different climatology. However, since stochastic parameter perturbations are routinely compared to fixed-parameter schemes, this section discusses both.

While perturbed parameter ensembles typically outperform unperturbed ensembles on weather time scales, they typically cannot sufficiently account for all deficiencies in the spread (Hacker et al. 2011; Reynolds et al. 2011; Christensen et al. 2015b) and do not lead to the same reliability as the a posteriori schemes discussed above (Berner et al. 2015). Presumably, this is because a posteriori schemes are designed to encapsulate all model uncertainty, of which parameter uncertainty is only one contributor.

An ensemble system is considered statistically reliable when a predicted probability for a particular event (e.g., temperature exceeding 17°C) compares well with the observed frequencies. Another limitation of this approach is that the parameter uncertainty estimates are subjective, and information about parameter interdependencies is not included.

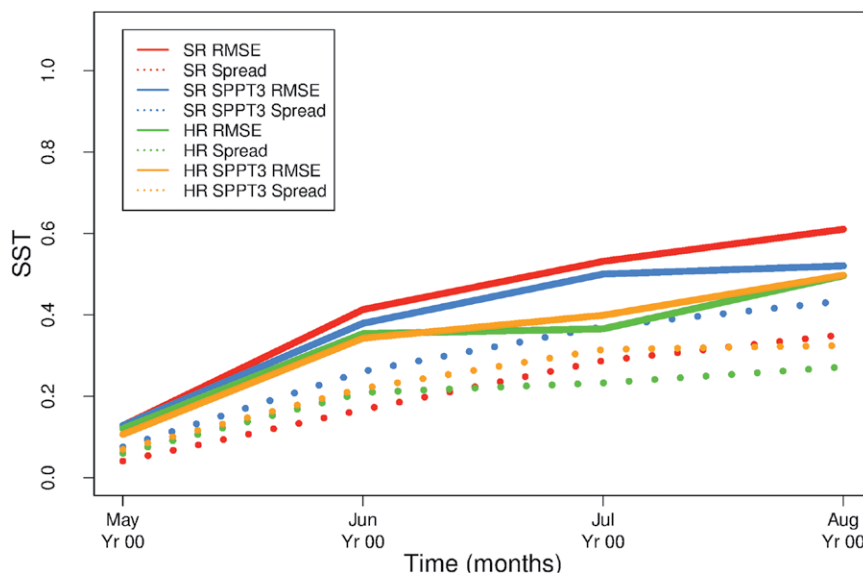
The following studies are examples for applications of the perturbed parameter approach to physical process parameterizations and perturbing the interface between different model components. We start with results pertaining to perturbations in the atmospheric component and move to those of other model components, such as land and ocean models, which are more relevant for climate applications.

A number of studies report on improved skill due to parameter perturbations to boundary layer and convection schemes (Hacker et al. 2011; Reynolds et al. 2011; Jankov et al. 2016, manuscript submitted to *Mon. Wea. Rev.*). Recently, a stochastic “eddy

diffusivity–mass flux” parameterization has been developed (Suselj et al. 2013, 2014) that combines an eddy diffusivity component with a stochastic mass-flux scheme. The resulting scheme unifies boundary layer and shallow convection and was operationally implemented in the operational Navy Global Environmental Model.

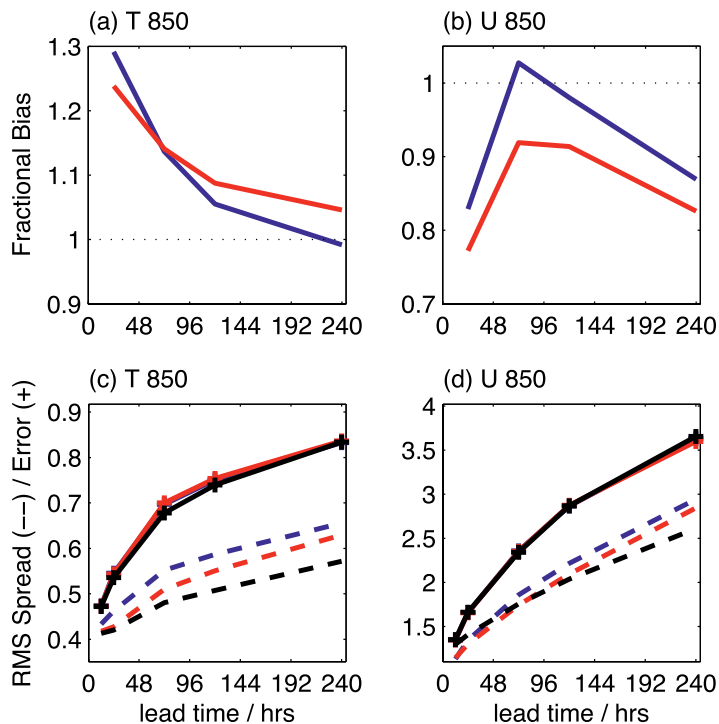
Christensen et al. (2015b) used an objective covariance estimate of parameter uncertainty (Järvinen et al. 2012; Ollinaho et al. 2013) for four convection closure parameters and developed both a fixed-parameter and a stochastically varying perturbation scheme. Both schemes improved the forecast skill of the ECMWF ensemble prediction system, with a larger impact observed for the fixed perturbed parameter scheme (Fig. 6, adapted from Christensen et al. 2015b). In addition, for some variables such as wind at 850 hPa, the scheme leads to a reduction in bias (Fig. 6, adapted from Christensen et al. 2015b).

Recently, a body of work proposes stochastic approaches for another atmospheric parameterization, namely, nonorographic gravity waves (Lott et al. 2012; Lott and Guez 2013; de la Cámara and Lott 2015). Observational studies indicate that the gravity wave field is very intermittent and only predictable in a statistical sense. Recently, de la Cámara et al. (2014) informed the free parameters of the stochastic gravity wave scheme using momentum flux measurements.

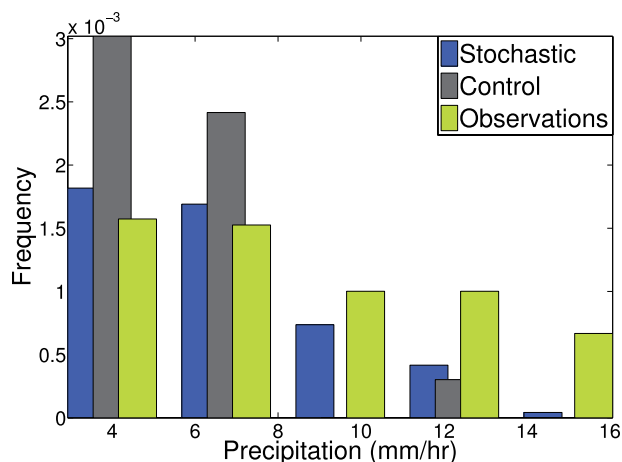


**FIG. 5.** Niño-3.4 SST root-mean-square error (lines) and ensemble spread (dots) according to forecast time in EC-EARTH 3 seasonal reforecast experiments initialized in May 1993–2009 with SR or HR atmosphere and ocean components, with and without activating a three-scale SPPT perturbation method in the atmosphere.





**FIG. 6.** Forecast diagnostics as a function of time for the operational (black), fixed perturbed parameter (blue), and stochastically varying perturbed parameter (red) ensemble forecasts. (top) Forecast bias for (a) temperature at 850 hPa (T850) and (b) zonal wind at 850 hPa (U850) shown as a fraction of the bias for the operational system (BIAS/BIASoper). (bottom) Root-mean-square ensemble spread (dashed lines) and root-mean-square error (solid lines) for (c) T850 and (d) U850. Diagnostics are averaged over the region 10°S–20°N, 60°E–180°. Adapted from Christensen et al. (2015b).



**FIG. 7.** The right tail of the PDF of summer-season hourly precipitation from a 50-member ensemble of 1-yr single-column model simulations with stochastic (blue) and conventional parameterizations (black) and 15 years of observations (green) over a model grid box encompassing the U.S. Department of Energy’s Atmospheric Radiation Measurement program’s site in Lamont, OK. The large-scale forcing for the single-column model simulations are generated from a present-day CESM simulation at a spatial resolution of about  $2.8^\circ \times 2.8^\circ$ . Adapted from Langan et al. (2014).

*Uncertainty in land surface, ocean, and coupled component models.* Physical parameters of land surface models are often not well constrained by observations. A recent study by MacLeod et al. (2015)

introduced parameter perturbations to key soil parameters and compared their impact with stochastic perturbations of the soil moisture tendencies in seasonal forecasts with the ECMWF coupled model. Both the perturbed parameter approach and the stochastic tendency perturbations improved the forecasts of extreme air temperature for the European heat wave of 2003.

A shortcoming in land models stems from the omission of subgrid land heterogeneity, which impacts the surface heat flux. Langan et al. (2014) retained the subgrid variability by drawing the area for each plant functional type at each time step from a Dirichlet distribution, rather than using constant area weights. First, results with a single-column model version of CESM reveal an increase in the variability as well as larger extreme values in convective precipitation (Fig. 7, adapted from Langan et al. 2014).

The coupled atmosphere–ocean system is very sensitive to fluctuations in the fluxes between its component models. Air–sea fluxes of buoyancy, energy, and momentum vary on a vast range of space and time scales, including scales that are too small or fast to be explicitly resolved by global climate models. For example, convective clouds in the atmosphere will cause subgrid fluctuations at the air–sea interface in both the downward freshwater flux and shortwave solar radiation. The response of the climate to stochastic perturbations of the air–sea buoyancy flux is studied by Williams (2012) in a coupled atmosphere–ocean model. The response is complex and involves changes to the oceanic mixed-layer depth, sea surface temperature, atmospheric Hadley circulation, and freshwater flux across the sea surface (Fig. 8, from Williams 2012). These findings suggest that the lack of representation of stochastic subgrid variability in air–sea fluxes may contribute

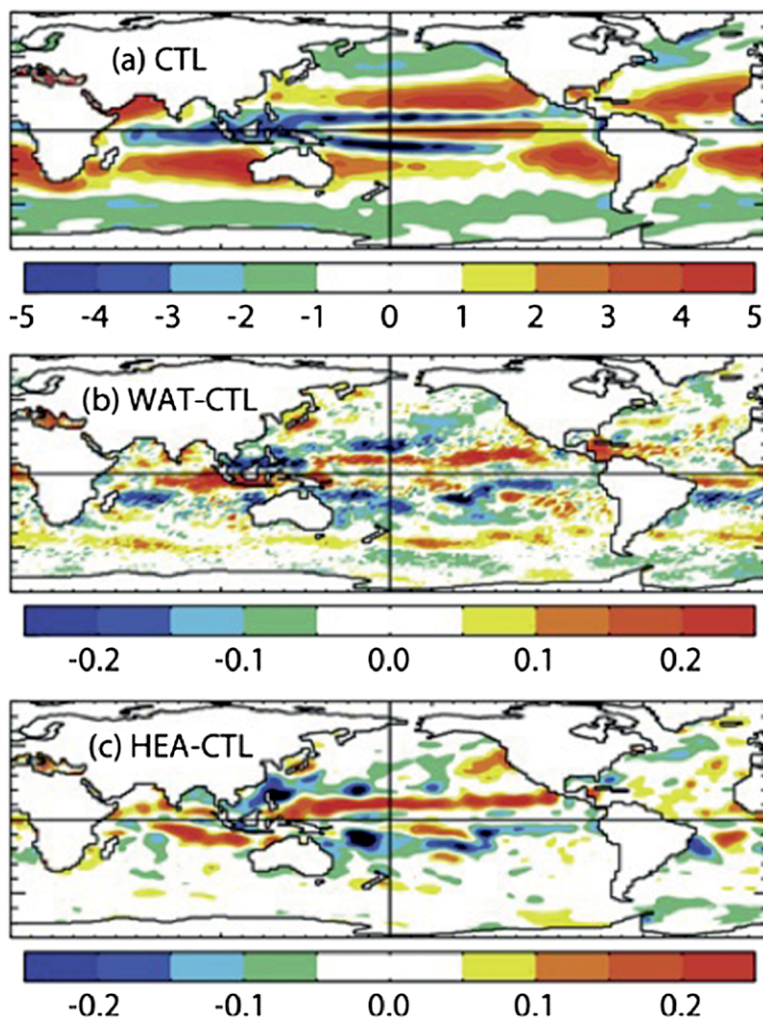
to some of the biases exhibited by contemporary coupled climate models.

Since the buoyancy effects in the ocean are different from those in the atmosphere, the length scale at which rotational effects become as important as gravity wave effects is much smaller. Consequently, mesoscale eddies in state-of-the-art ocean models are still far from being resolved and are usually represented by traditional bulk parameterizations (Gent and McWilliams 1990; Redi 1982). A recent study by Li and von Storch (2013) computes the contributions from the mean and fluctuating component of heat flux divergence in a high-resolution ocean model. The magnitude of the fluctuations is about one order of magnitude larger than the mean component (Fig. 9, adapted from Li and von Storch 2013), suggesting that classical parameterizations significantly underestimate the total eddy flux. The fluctuating part, even though having zero mean, can play an important role in generating large-scale, low-frequency variations and in shaping the mean oceanic circulation.

Juricke et al. (2013) and Juricke and Jung (2014) recently investigated the sensitivity of an ocean–sea ice model to variations in the ice strength parameter. As this parameter is not observable, large uncertainties remain in the choice of its value, although it is very important for modeling sea ice drift. Varying this parameter stochastically results in changes to the mean sea ice distribution as well as sea ice spread. Compared to perturbations of the atmospheric initial conditions, the incorporation of additional stochastic ice strength perturbations leads to a considerable increase in spread of the simulated sea ice thickness in the central Arctic (Fig. 10, adapted from Juricke et al. 2014), which is a better match with the observed uncertainties (Juricke et al. 2014).

**Data assimilation and extreme events.** The purpose of data assimilation is to combine observations with short-term model forecasts to come up with a gridded

and physically consistent estimate of the state of the atmosphere, also called “analysis.” One method is to use short-term forecasts as the first-guess fields in ensemble data assimilation. As such, ensemble data assimilation inherits the shortcomings of short-term ensemble predictions, namely, the underdispersiveness in the spread. Recent work has demonstrated that the stochastic parameterizations that are beneficial for ensemble prediction can also improve analysis fields (Isaksen et al. 2007; Houtekamer et al. 2009; Mitchell and Gottwald 2012; Whitaker and Hamill 2012; Romine et al. 2014; Ha et al. 2015). In particular, Ha et al. (2015) showed that the inclusion of a stochastic parameterization improved the mean analysis, even



**FIG. 8.** (a) Map of the century-mean net upward water flux ( $\text{mm day}^{-1}$ ) at the sea surface in a control integration of a coupled climate model. (b) Difference from the control for an experiment in which the net freshwater flux across the air–sea interface is stochastically perturbed before being passed to the ocean. (c) Difference from the control for an experiment in which the net heat flux across the air–sea interface is stochastically perturbed before being passed to the ocean. From Williams (2012).

if the observations were constrained to those in the control experiment. A cutting-edge frontier is the use of memory effects in Kalman filter data assimilation schemes (O’Kane and Frederiksen 2012).

The impact of stochastic perturbations on extremes has only been considered very recently. Several studies focused on the description of non-Gaussian subgrid-scale processes (Majda et al. 2009; Sardeshmukh and Sura 2009; Sura 2011; Sardeshmukh et al. 2015). Franzke (2012) showed that his reduced stochastic model (see next section) captures the extremes of the full model. He et al. (2012) studied the influence of an explicitly stochastic representation of mixing in the stable boundary layer on the extremes of near-surface wind speed in a single-column model. Tagle et al. (2016) were the first to study the effect of the stochastic parameterizations in a comprehensive climate model. They found that the stochastic parameterizations had a big impact on the surface temperature mean and variability but hardly changed the tail behavior.

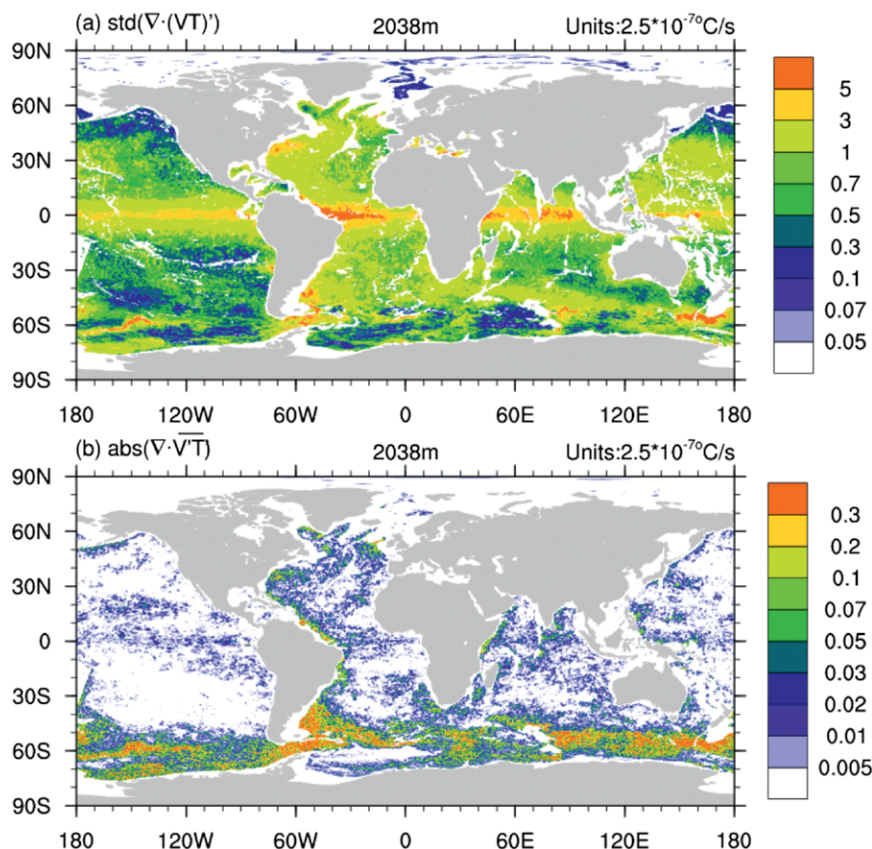
## SYSTEMATIC MATHEMATICAL AND STATISTICAL PHYSICS APPROACHES.

This section introduces systematic mathematical and statistical physics approaches to the parameterization problem and reports on recent work on the application of these rigorous methods to the weather and climate system.

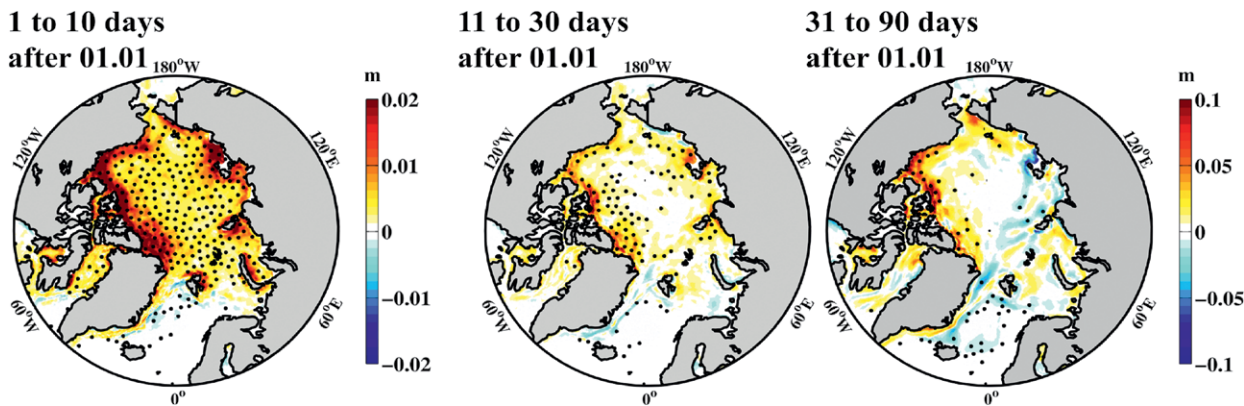
### *Mathematical and numerical implications of stochasticity.*

Although the motions of the atmosphere and ocean are described by the Navier–Stokes equation, large-scale flows can often be modeled under hydrostatic approximation. This leads to the deterministic primitive equation system. If we want to represent continuous small-scale fluctuations as stochastic terms, these equations need to be generalized to allow for stochasticity. A relevant mathematical field is thus the extension of the derivation to the stochastic primitive equations for two-dimensional (Ewald et al. 2007; Glatt-Holtz and Ziane 2008; Glatt-Holtz and Temam 2011) and three-dimensional flows (Debussche et al. 2012).

Moreover, stochastic systems require calculi and numerical schemes fundamentally different from the ones available to solve deterministic systems. The two most commonly used stochastic integral types are the Itô integral (Itô 1951) and the Stratonovich integral (Stratonovich 1966). When the fast processes of a continuous system are modeled by white noise—as is common for physical applications—the resulting stochastic model converges to a Stratonovich stochastic differential equation (Wong and Zakai 1965; Papanicolaou and Kohler 1974; Gardiner 1985; Penland 2003a,b). Discrete systems converge to the Itô stochastic differential equation. Starting in the 1970s, a solid framework of numerical methods for stochastic ordinary differential equations was developed (Rüemelin 1982; Kloeden and Platen 1992;



**FIG. 9. (a) Amplitude of fluctuations of the eddy forcing as measured by the standard deviation of divergence of eddy flux in a 1/10° ocean GCM. (b) Mean eddy forcing measured by the magnitude of the mean divergence of eddy heat flux. The amplitude of the fluctuations is about one order of magnitude larger than the mean eddy forcing. Adapted from Li and von Storch (2013).**



**FIG. 10.** Difference in mean standard deviation of sea ice thickness forecasts (m) between ensembles generated by stochastic ice strength as well as atmospheric initial perturbations and ensembles generated solely by atmospheric initial perturbations, averaged for days (left) 1–10, (center) 11–30, and (right) 31–90 after initialization at 0000 UTC 1 Jan. Stippled areas indicate differences statistically significant at the 5% level, using a two-tailed *F* test. Note the different contour intervals. Adapted from Juricke et al. (2014).

Milstein 1995; Kloeden 2002). However, this has been extended to high-order schemes only recently (Jentzen and Kloeden 2009; Weniger 2014). With stochastic parameterizations becoming more common in weather and climate simulations, a revision of the deterministic numerical schemes should be undertaken to ensure the convergence of the numerical solutions.

*Homogenization and stochastic mode reduction.* Numerical weather and climate modeling can be seen as a model reduction problem. Because we cannot numerically solve the full continuous equations, we have to truncate the equations at some scale and then treat the unresolved processes in some smart way. A systematic approach for the derivation of reduced-order models from first principles is performed through the method of homogenization or adiabatic elimination (Wong and Zakai 1965; Khas'minskii 1966; Kurtz 1973; Papanicolaou and Kohler 1974; Pavliotis and Stuart 2008). The fundamental idea is to decompose the state vector into slow and fast components, represent the fast processes by a stochastic term, and derive analytically an effective equation for the slow, predictable modes. Majda et al. (1999, 2001) expanded this body of work by making additional assumptions on the nonlinear self-interaction of the fast modes and coined the term “stochastic mode reduction.”

Stochastic mode reduction has been demonstrated to successfully model regime behavior and low-frequency variability for conceptual models of the atmosphere (Majda et al. 2003), the barotropic vorticity (Franzke et al. 2005), and a quasigeostrophic three-layer model on the sphere with realistic

orography (Franzke and Majda 2006). However, because of both the sheer amount of analytical derivation and the compute-memory requirement in the numerical implementation of the resulting equations, stochastic mode reduction cannot be easily applied to comprehensive climate models of arbitrary complexity. A possible way forward is to apply stochastic mode reduction locally at each grid point rather than globally (Dolaptchiev et al. 2013a,b).

These mathematical techniques are rigorously valid only in the limit of large time-scale separation, although some studies report good empirical results, even when this condition is not, or only partly, met (Dozier and Tappert 1978a,b; Majda et al. 2003, 2008; Franzke et al. 2005; Franzke and Majda 2006). When the time-scale separation between the fast and slow processes is not too large, the picture of the parameterization as being constructed as the sum of a suitably defined deterministic plus random corrections has to be amended to take memory effects into account (e.g., Zwanzig 2001; Chekroun et al. 2015a,b). Unfortunately, the condition of scale separation is typically not met in geophysical fluid dynamics applications (Sardeshmukh and Penland 2015; Yano 2015; Yano et al. 2015), which poses limitations to the application of homogenization. An alternative, that does not make any assumptions about time-scale separation and provides an explicit expression for the terms responsible for the memory effect is proposed by Wouters and Lucarini (2012, 2013), who instead assume the presence of a weak dynamical coupling between the fast and slow scales of motion.

The question of which stochastic process is best suited to describe the nonlinear interactions of the

unresolved processes is an open topic. While methods for Gaussian diffusion processes are well known (Oppenheim and Schafer 1975), it may be the case that other formulations like Lévy processes are better suited to describe the underlying physics. For the interested reader, we refer to recent studies by Penland and Ewald (2008), Penland and Sardeshmukh (2012), Hein et al. (2010), Gairing and Imkeller (2012, 2015), and Thompson et al. (2015).

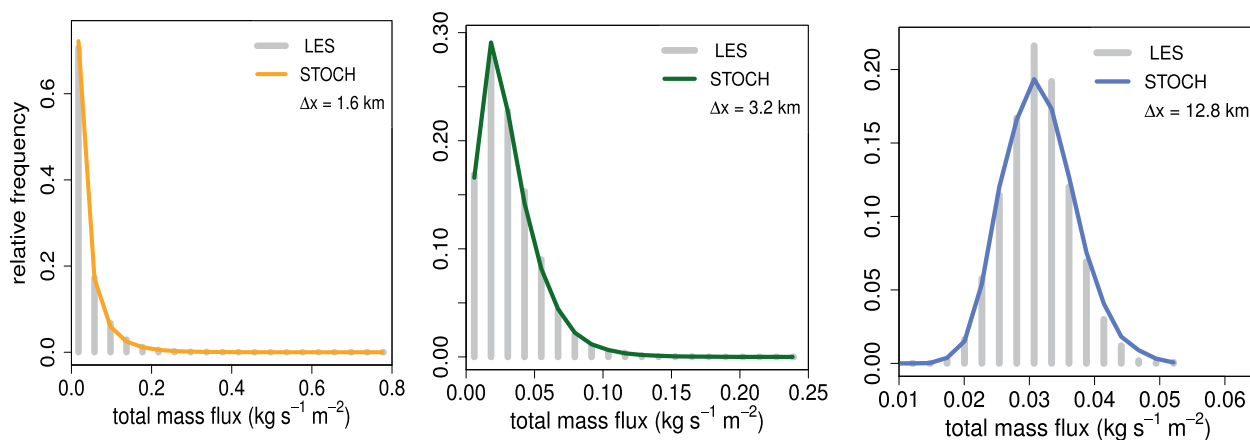
*Adaptation of concepts from statistical physics to weather and climate.* The scale-aware representation of convection and clouds on high-resolution grids (1–50 km) has been a long-standing challenge for weather and climate models. Within a single model column, convection is not uniquely determined by the resolved-scale processes, and the distribution of possible realizations of subgrid-scale convection highly depends on model resolution. Furthermore, horizontal transports of heat, moisture, or momentum from neighboring grid boxes are typically neglected. Thus, to achieve scale awareness, it is necessary to represent scale-dependent convective fluctuations about the ensemble average response. In addition, because of the lack of time-scale separation, a correct representation of convection across scales requires memory of subgrid states from previous time steps.

A novel approach to represent the fluctuations in an ensemble of deep convective clouds adapts concepts from statistical mechanics (Craig and Cohen 2006). Based on this theory, a stochastic parameterization of deep convection was developed to represent fluctuations of the subgrid convective mass flux about statistical equilibrium (Plant and Craig 2008). This is especially attractive for variable-resolution grids,

since the statistics automatically adapt to the grid resolution. This approach was extended to shallow convective clouds by introducing a memory effect arising from the correlation between the cloud mass fluxes and cloud lifetimes (Sakradzija et al. 2015). Figure 11 (adapted from Sakradzija et al. 2015) shows histograms of the subgrid cloud-base mass flux in the stochastic shallow cumulus cloud scheme and coarse-grained large-eddy simulation at different horizontal resolutions. The histograms match closely and are scale aware.

*Modeling convective processes by Markov chains and cellular automata.* Another way to introduce temporal memory and nonlocal effects is the use of Markov chains and cellular automata. A Markov chain is a mathematical system that undergoes transitions from one *discrete* state to another, and the probabilities associated with the various state changes are called transition probabilities. If observational data or high-resolution simulations are used to inform the transition probabilities, the Markov chains are called “data driven.”

An example of this approach is the “stochastic convective parameterization” which describes the convective state of the entire model column as a discrete Markov chain. (Khouider et al. 2010; Dorrestijn et al. 2013a,b, 2015; Gottwald et al. 2016). The system can only reside in a few distinct convective states—such as (but not necessarily) clear sky and shallow or deep convection—and the random transitions from one state to another evolve as a Markov chain. For example, Dorrestijn et al. (2013a) cover the horizontal domain of the numerical model with a high-resolution lattice (with typical lattice spacing from 100 to 1,000 m), and on each lattice node lives a copy of the discrete



**FIG. 11.** Histograms of the subgrid cloud-base mass flux, resulting from the stochastic shallow cumulus cloud scheme (STOCH) and coarse-grained LES, are compared for three horizontal grid resolutions of (left) 1.6, (center) 3.2, and (right) 12.8 km. Adapted from Sakradzija et al. (2015).

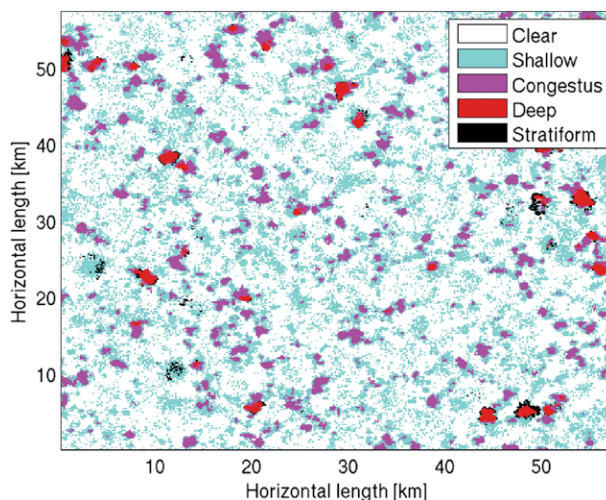
stochastic process for the convective state (Fig. 12, adapted from Dorrestijn et al. 2013a). The transition probabilities are estimated from a cloud-resolving LES model. By averaging over blocks of lattice nodes, convective area fractions and related quantities can be obtained for spatial domains of arbitrary size. The resulting patterns and temporal behavior of the area fractions are quite realistic. Furthermore, the formulation on a high-resolution lattice (or microlattice) makes it possible to compute convective fractions for varying area sizes, so that a parameterization based on these fractions is scale adaptive.

Frenkel et al. (2012) and Peters et al. (2013) use the stochastic model introduced in Khouider et al. (2010) but different methods to estimate the transition probabilities. Khouider et al. (2010) and Frenkel et al. (2012) formulate the rules based on physical insight, while Peters et al. (2013) use observations for their estimates; they find that the estimates from observation can notably differ from those based on physical intuition.

A related approach is cellular automata, which are often used as simple mathematical models to simulate spatial self-organizational behavior such as convective organization. A cellular automaton describes the evolution of discrete states on a lattice grid. The states are updated according to a set of rules based on the states of neighboring cells at the previous time step. In addition to memory, cellular automata can allow for lateral communications between neighboring grid boxes and can thus introduce spatial correlations.

The idea of using cellular automata within NWP was first proposed by Palmer (2001), and the first applications used them as a quasi-stochastic pattern generator for SKEBS (Shutts 2005; Berner et al. 2008). Bengtsson et al. (2013) pioneered the use of a cellular automaton for the parameterization of convection, which allows for the horizontal transports of heat, moisture, and momentum across neighboring grid boxes. The scheme has been shown to enhance the organization of convective squall lines (Bengtsson et al. 2013) and improves the skill of accumulated precipitation in a high-resolution ensemble prediction system (Bengtsson and Körnich 2016).

*Climate response in the presence of small-scale fluctuations.* While there is extensive work focusing on the response of the climate system to changes in the external forcing, either natural (such as the forcing from a localized tropical heating as it occurs in El Niño) or anthropogenic (such as from increased greenhouse gases), little attention has been given to whether and how the representation of the subgrid scale can alter that response. In the mathematical



**FIG. 12. Snapshot of the spatial field of convective states obtained from LES data. The distinction between the various convective states was based on cloud-top height and rainwater content. Adapted from Dorrestijn et al. (2013a).**

community, this is the topic of response theory and the fluctuation–dissipation theorem (e.g., Marconi et al. 2008; Lacorata and Vulpiani 2007; Colangeli et al. 2011; Lucarini and Colangeli 2012; Colangeli and Lucarini 2014).

Seiffert and von Storch (2008) were the first to investigate the response of a climate model to  $\text{CO}_2$  forcing in the presence of subgrid-scale fluctuations in atmospheric temperature, divergence, and vorticity. In their model, the strength of global warming due to a  $\text{CO}_2$  doubling is altered by up to 15% near the surface and up to 25% in the upper troposphere (Fig. 13, from Seiffert and von Storch 2008) depending on the exact representation of the small-scale fluctuations. Applying a stochastic model to their simulations, they found that the small-scale fluctuations change the temperature response via a statistical damping that acts as a restoring force. In addition, the small-scale fluctuations can affect feedback and interaction processes that are directly coupled to an increase in  $\text{CO}_2$ , thereby altering the  $\text{CO}_2$ -related radiative forcing (Seiffert and von Storch 2010).

The fluctuation–dissipation theorem (FDT) is concerned with the response of a system to small changes in the forcing. In particular, it tries to relate the response to the natural fluctuations in the system (Kubo 1966; Dekker and Haake 1975; Hänggi and Thomas 1977; Leith 1975; Risken 1984). In the atmospheric sciences, the FDT operator is estimated from model output, in particular the variances and covariances of the state variables at different time

lags. The so-obtained empirical linear model is able to predict the response to changes in the external forcing, such as the signature from localized tropical heat forcing (Gritsun and Branstator 2007; Gritsun et al. 2008).

Achatz et al. (2013) argue that subgrid-scale parameterizations developed for a present-day climate might no longer be accurate in a changing climate. They use the FDT to adjust the subgrid-scale representation of the forced system. Figure 14 (adapted from Achatz et al. 2013) shows that a low-order model with a subgrid-scale parameterization corrected by the FDT yields a better response in streamfunction variance than without the correction.

While some success of FDT techniques to low-frequency climate modeling has been demonstrated, some of the mathematical assumptions are not strictly met. Recent work expands the mathematical underpinning by formulating the response theory more generally and is better suited for nonequilibrium systems (Ruelle 2009; Lucarini and Sarno 2011) and climate projections (Lucarini et al. 2014b; Ragone et al. 2016).

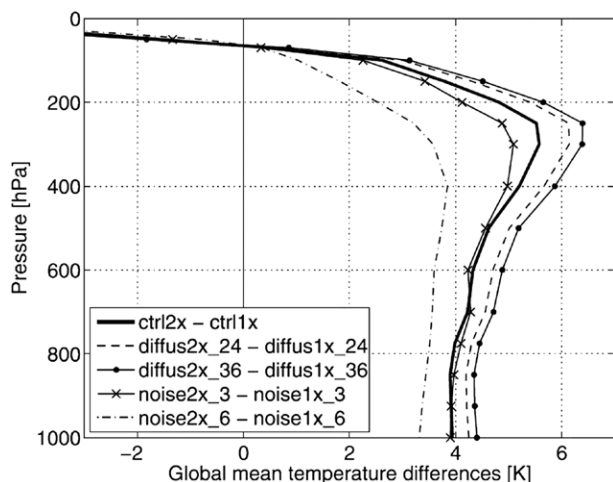
*Statistical dynamical closure theory.* Kraichnan (1959) first illustrated that renormalization of the statistical equations of fluid motion can be used to produce self-consistent parameterizations of the subgrid turbulent processes. It is on this basis that Frederiksen

and Davies (1997) developed stochastic parameterizations of subgrid turbulence in barotropic atmospheric simulations on the sphere. The subgrid parameterizations consist of drain, backscatter, and net eddy viscosities, which are determined from the statistics of higher-resolution closure simulations. The aim here is that the spectra from the low-resolution simulation with stochastic subgrid parameterization should be ideally statistically indistinguishable from those produced by the high-resolution simulation, which would allow one to save computational resources. Implementation of this approach into an atmospheric general circulation model (GCM) resulted in significantly improved circulation and energy spectra (Frederiksen et al. 2003). These ideas were further developed by Frederiksen (1999, 2012a,b), and O’Kane and Frederiksen (2008).

Frederiksen and Keper (2006) then used the functional form of these closure approaches to develop a zero-parameter stochastic modeling framework, where the eddy viscosities are determined from higher-resolution reference simulations. This approach was successfully applied to baroclinic geophysical simulations in Zidikheri and Frederiksen (2009, 2010a,b). Recently, Kitsios et al. (2012, 2013, 2014) used this approach to determine the eddy viscosities from a series of high-resolution atmospheric and oceanic reference simulations. The isotropized versions of the subgrid eddy viscosities were then characterized by a set of scaling laws. Large-eddy simulations with subgrid models defined by these scaling laws (solid lines in Fig. 15) were able to reproduce the statistics of the high-resolution reference simulations (dashed lines in Fig. 15) across all resolved scales. This demonstrates that including a stochastic subgrid parameterization in the low-resolution simulations makes them indistinguishable from the high-resolution reference.

The scaling laws further enable the subgrid parameterizations to be utilized more widely, as they remove the need to generate the subgrid coefficients from a reference simulation.

**CONCLUDING REMARKS.** In this article, we to narrow the gap between the fields of numerical meteorological models and applied mathematics in the development of stochastic parameterizations: on the one hand, geoscientists are often unaware of mathematically rigorous results that can aid in the development of physically relevant parameterizations, and on the other hand, mathematicians often do not know about open issues in scientific applications that might be mathematically tractable.



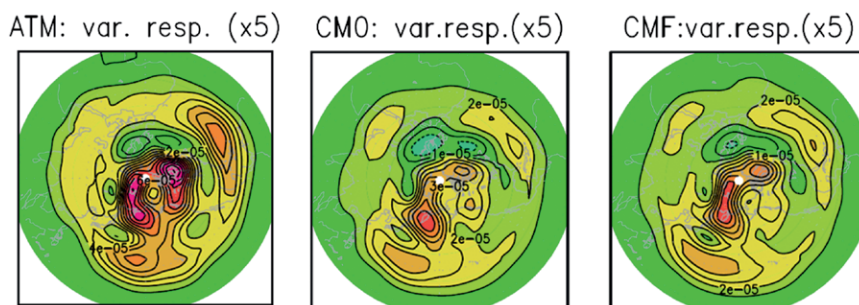
**FIG. 13. Climate responses of global-mean temperature to a CO<sub>2</sub> doubling (2 × CO<sub>2</sub> minus 1 × CO<sub>2</sub>) obtained from the ECHAM5/Max Planck Institute Ocean Model experiments with different representations of small-scale fluctuations: “diffus” refers to experiments in which the strength of horizontal diffusion is varied, and “noise” refers to experiments in which white noise is added to small scales of the atmospheric model ECHAM5. From Seiffert and von Storch (2008).**

Over the last decade or two, increasing evidence has pointed to the potential of this approach, albeit applied in an ad hoc manner and tuned to specific applications. This is apparent in the choices made at operational weather centers, where stochastic parameterization schemes are now routinely used to represent model inadequacy better and improve probabilistic forecast skill. Here, we revisit recent work that

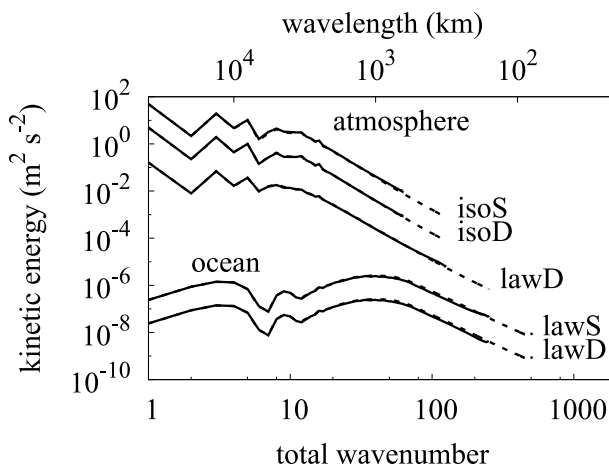
demonstrates that stochastic parameterizations are not only essential for the estimation of the uncertainty in weather forecasts, but are also necessary for accurate climate and climate change projections. Stochastic parameterizations have the potential to reduce systematic model errors, trigger noise-induced regime transitions, and modify the response to changes in the external forcing.

Ideally, stochastic parameterizations should be developed alongside the physical parameterization and dynamical core development and not tuned to yield a particular model performance. This approach is hampered by the fact that parameters in climate and weather are typically adjusted (tuned) to yield the best mean state and/or the best variability. This can result in compensating model errors, which pose a big challenge to model development in general, and stochastic parameterizations in particular. A stochastic parameterization might improve the model from a process perspective, but its decreased systematic error no longer compensates other model errors, resulting in an overall larger bias (Palmer and Weisheimer 2011; Berner et al. 2012). Clearly, such structural uncertainties need to be addressed in order to improve the predictive skills of our models.

Mathematically rigorous approaches decompose the system at hand into slow and fast components. They focus on the accurate simulation of the large, predictable scales, while only the statistical properties of the small, unpredictable scales need to be captured. One finds that the impact of the fast variables on the dynamics of the slow variables boils down to a deterministic correction plus a stochastic component. This immediately points to the fact that the classical parameterization approach, which is only based on



**FIG. 14.** (left) The response in mean streamfunction variance of a barotropic vorticity equation to an anomalous vorticity forcing at 45°N, 150°W projected onto 90 empirical orthogonal functions (EOFs) and the simulation of this response by (center) a 90-EOF climate model with unmodified subgrid-scale parameterization (relative error = 0.527) and (right) a climate model with subgrid-scale parameterization corrected by FDT (relative error = 0.342). Adapted from Achatz et al. (2013).



**FIG. 15.** Comparison of the upper-level kinetic energy spectra of a two-level benchmark simulation (dashed line) with associated LES (solid line) at various resolutions for atmospheric isotropic stochastic (isoS) LES, atmospheric isotropic deterministic (isoD) LES, atmospheric deterministic scaling law (lawD) LES, oceanic stochastic scaling law (lawS) LES, and oceanic deterministic scaling law LES. The top spectrum has the correct kinetic energy, with the others shifted down for clarity.

averaged properties, is insufficient. Understanding the deterministic correction term in physical terms will shed light on the impact of stochastic parameterizations on systematic model errors and, hopefully, compensating model errors.

Recent findings from such rigorous derivations suggest that, when the time scales of the processes we need to parameterize are not very different from those of the explicitly resolved dynamics—if we are in a gray zone—memory terms can become important. This is especially relevant for developing scale-aware



parameterizations, where it is difficult to control the time-scale separation as the spatial resolution is altered.

Of course, the stochastic approach is not a panacea for the subgrid-scale parameterization problem and persistent model biases. Stochastic approaches must complement developments in the deterministic physical process parameterizations and dynamical core, as motivated by, for example, Stevens and Bony (2013) and Jakob (2014). Nevertheless, it is our conviction that basing stochastic parameterizations on sound mathematical and statistical physics concepts will lead to substantial improvements in our understanding of the Earth system as well as increased predictive capability in next-generation weather and climate models.

**ACKNOWLEDGMENTS.** The idea for this article was conceived at the workshop on “Stochastic Parameterisation in Weather and Climate Models” held at the Meteorological Institute, University of Bonn, Germany, 16–19 September 2013. We thank the Meteorological Institute for hosting the workshop and the VolkswagenStiftung for financial support (Ref: 86951). We thank Dr. Karsten Peters and two anonymous reviewers as well as the editor Dr. Brian Etherton for the insightful and detailed suggestions, which greatly improved the manuscript. Thanks also to Drs. Hugh Morrison and Wojciech Grabowski for their thoughtful comments on an earlier version of the manuscript.

## REFERENCES

- Achatz, U., U. Löbl, S. I. Dolaptchiev, and A. Gritsun, 2013: Fluctuation–dissipation supplemented by non-linearity: A climate-dependent subgrid-scale parameterization in low-order climate models. *J. Atmos. Sci.*, **70**, 1833–1846, doi:10.1175/JAS-D-12-0229.1.
- Arakawa, A., 2004: The cumulus parameterization problem: Past, present, and future. *J. Climate*, **17**, 2493–2525, doi:10.1175/1520-0442(2004)017<2493:RATCPP>2.0.CO;2.
- Arnold, L., 2001: Hasselmann’s program revisited: the analysis of stochasticity in deterministic climate models. *Stochastic Climate Models*, P. Imkeller and J.-S.von Storch, Eds., Progress in Probability, Vol. 49, Springer, 141–157, doi:10.1007/978-3-0348-8287-3\_5.
- Batté, L. and F. J. Doblas-Reyes, 2015: Stochastic atmospheric perturbations in the EC-Earth3 global coupled model: Impact of SPPT on seasonal forecast quality. *Climate Dyn.*, **45**, 3419–3439, doi:10.1007/s00382-015-2548-7.
- Bauer, P., A. Thorpe, and G. Brunet, 2015: The quiet revolution of numerical weather prediction. *Nature*, **525**, 47–55, doi:10.1038/nature14956.
- Beena, B. S., and J.-S. von Storch, 2009: Effects of fluctuating daily surface fluxes on the time-mean oceanic circulation. *Climate Dyn.*, **33**, 1–18, doi:10.1007/s00382-009-0575-y.
- Bengtsson, L., and H. Körnich, 2016: Impact of a stochastic parameterization of cumulus convection, using cellular automata, in a mesoscale ensemble prediction system. *Quart. J. Roy. Meteor. Soc.*, **142**, 1150–1159, doi:10.1002/qj.2720.
- , M. Steinheimer, P. Bechtold, and J.-F. Geleyn, 2013: A stochastic parametrization for deep convection using cellular automata. *Quart. J. Roy. Meteor. Soc.*, **139**, 1533–1543, doi:10.1002/qj.2108.
- Berner, J., 2005: Linking nonlinearity and non-Gaussianity of planetary wave behavior by the Fokker–Planck equation. *J. Atmos. Sci.*, **62**, 2098–2117, doi:10.1175/JAS3468.1.
- , F. J. Doblas-Reyes, T. N. Palmer, G. Shutts, and A. Weisheimer, 2008: Impact of a quasi-stochastic cellular automaton backscatter scheme on the systematic error and seasonal prediction skill of a global climate model. *Philos. Trans. Roy. Soc. London*, **366A**, 2561–2579, doi:10.1098/rsta.2008.0033.
- , G. J. Shutts, M. Leutbecher, and T. N. Palmer, 2009: A spectral stochastic kinetic energy backscatter scheme and its impact on flow-dependent predictability in the ECMWF ensemble prediction system. *J. Atmos. Sci.*, **66**, 603–626, doi:10.1175/2008JAS2677.1.
- , S.-Y. Ha, J. P. Hacker, A. Fournier, and C. Snyder, 2011: Model uncertainty in a mesoscale ensemble prediction system: Stochastic versus multiphysics representations. *Mon. Wea. Rev.*, **139**, 1972–1995, doi:10.1175/2010MWR3595.1.
- , T. Jung, and T. N. Palmer, 2012: Systematic model error: The impact of increased horizontal resolution versus improved stochastic and deterministic parameterizations. *J. Climate*, **25**, 4946–4962, doi:10.1175/JCLI-D-11-00297.1.
- , K. R. Smith, S.-Y. Ha, J. Hacker, and C. Snyder, 2015: Increasing the skill of probabilistic forecasts: Understanding performance improvements from model-error representations. *Mon. Wea. Rev.*, **143**, 1295–1320, doi:10.1175/MWR-D-14-00091.1.
- Birner, T., and P. D. Williams, 2008: Sudden stratospheric warmings as noise-induced transition. *J. Atmos. Sci.*, **65**, 3337–3343, doi:10.1175/2008JAS2770.1.
- Bowler, N. E., A. Arribas, K. R. Mylne, K. B. Robertson, and S. E. Beare, 2008: The MOGREPS short-range ensemble prediction system. *Quart. J. Roy. Meteor. Soc.*, **134**, 703–722, doi:10.1002/qj.234.

- , —, S. E. Beare, K. R. Mylne, and G. J. Shutts, 2009: The local ETKF and SKEB: Upgrades to the MOGREPS short-range ensemble prediction system. *Quart. J. Roy. Meteor. Soc.*, **135**, 767–776, doi:10.1002/qj.394.
- Buizza, R., M. Miller, and T. N. Palmer, 1999: Stochastic representation of model uncertainties in the ECMWF ensemble prediction system. *Quart. J. Roy. Meteor. Soc.*, **125**, 2887–2908, doi:10.1002/qj.49712556006.
- Chekroun, M., H. Liu, and S. Wang, 2015a: *Approximation of Stochastic Invariant Manifolds: Stochastic Manifolds for Nonlinear SPDEs I*. Springer, 127 pp., doi:10.1007/978-3-319-12496-4.
- , —, and —, 2015b: *Stochastic Parameterizing Manifolds and Non-Markovian Reduced Equations: Stochastic Manifolds for Nonlinear SPDEs II*. Springer, 129 pp., doi:10.1007/978-3-319-12520-6.
- Christensen, H. M., I. M. Moroz, and T. N. Palmer, 2015a: Simulating weather regimes: Impact of stochastic and perturbed parameter schemes in a simple atmospheric model. *Climate Dyn.*, **44**, 2195–2214, doi:10.1007/s00382-014-2239-9.
- , —, and —, 2015b: Stochastic and perturbed parameter representations of model uncertainty in convection parameterization. *J. Atmos. Sci.*, **72**, 2525–2544, doi:10.1175/JAS-D-14-0250.1.
- , J. Berner, D. Coleman and T. N. Palmer, 2017: Stochastic parameterization and the El Niño–Southern Oscillation. *J. Climate*, **30**, 17–38, doi:10.1175/JCLI-D-16-0122.1.
- Colangeli, M., and V. Lucarini, 2014: Elements of a unified framework for response formulae. *J. Stat. Mech.*, **2014**, P01002, doi:10.1088/1742-5468/2014/01/P01002.
- , C. Maes, and B. Wynants, 2011: A meaningful expansion around detailed balance. *J. Phys.*, **44A**, 095001, doi:10.1088/1751-8113/44/9/095001.
- , L. Rondoni, and A. Vulpiani, 2012: Fluctuation-dissipation relation for chaotic non-Hamiltonian systems. *J. Stat. Mech.*, **2012**, L04002, doi:10.1088/1742-5468/2012/04/L04002.
- , —, and A. Verderosa, 2014: Focus on some nonequilibrium issues. *Chaos Solitons Fractals*, **64**, 2–15, doi:10.1016/j.chaos.2014.03.002.
- Craig, G. C., and B. G. Cohen, 2006: Fluctuations in an equilibrium convective ensemble. Part I: Theoretical formulation. *J. Atmos. Sci.*, **63**, 1996–2004, doi:10.1175/JAS3709.1.
- Dawson, A., and T. N. Palmer, 2015: Simulating weather regimes: Impact of model resolution and stochastic parameterization. *Climate Dyn.*, **44**, 2177–2193, doi:10.1007/s00382-014-2238-x.
- Debussche, A., N. Glatt-Holtz, R. Temam, and M. Ziane, 2012: Global existence and regularity for the 3D stochastic primitive equations of the ocean and atmosphere with multiplicative white noise. *Nonlinearity*, **25**, 2093, doi:10.1088/0951-7715/25/7/2093.
- Deker, U., and F. Haake, 1975: Fluctuation-dissipation theorems for classical processes. *Phys. Rev.*, **11A**, 2043–2056, doi:10.1103/PhysRevA.11.2043.
- de la Cámara, A., and F. Lott, 2015: A parameterization of gravity waves emitted by fronts and jets. *Geophys. Res. Lett.*, **42**, 2071–2078, doi:10.1002/2015GL063298.
- , —, and A. Hertzog, 2014: Intermittency in a stochastic parameterization of nonorographic gravity waves. *J. Geophys. Res. Atmos.*, **119**, 11 905–11 919, doi:10.1002/2014JD022002.
- Doblas-Reyes, F. J., and Coauthors, 2009: Addressing model uncertainty in seasonal and annual dynamical ensemble forecasts. *Quart. J. Roy. Meteor. Soc.*, **135**, 1538–1559, doi:10.1002/qj.464.
- Dolaptchiev, S. I., U. Achatz, and I. Timofeyev, 2013a: Stochastic closure for local averages in the finite-difference discretization of the forced burgers equation. *Theor. Comput. Fluid Dyn.*, **27**, 297–317, doi:10.1007/s00162-012-0270-1.
- , I. Timofeyev, and U. Achatz, 2013b: Subgrid-scale closure for the inviscid Burgers-Hopf equation. *Commun. Math. Sci.*, **11**, 757–777, doi:10.4310/CMS.2013.v11.n3.a5.
- Dorrestijn, J., D. T. Crommelin, J. A. Biello, and S. J. Böing, 2013a: A data-driven multi-cloud model for stochastic parametrization of deep convection. *Philos. Trans. Roy. Soc. London*, **A371**, 20120374, doi:10.1098/rsta.2012.0374.
- , —, A. P. Siebesma, and H. J. J. Jonker, 2013b: Stochastic parameterization of shallow cumulus convection estimated from high-resolution model data. *Theor. Comput. Fluid Dyn.*, **27**, 133–148, doi:10.1007/s00162-012-0281-y.
- , —, —, —, and C. Jakob, 2015: Stochastic parameterization of convective area fractions with a multcloud model inferred from observational data. *J. Atmos. Sci.*, **72**, 854–869, doi:10.1175/JAS-D-14-0110.1.
- Dozier, L. B., and F. D. Tappert, 1978a: Statistics of normal mode amplitudes in a random ocean. I. Theory. *J. Acoust. Soc. Amer.*, **63**, 353–365, doi:10.1121/1.381746.
- , and —, 1978b: Statistics of normal mode amplitudes in a random ocean. II. Computations. *J. Acoust. Soc. Amer.*, **64**, 533–547, doi:10.1121/1.382005.
- Ewald, B., M. Petcu, and R. Temam, 2007: Stochastic solutions of the two-dimensional primitive equations of the ocean and atmosphere with an additive noise. *Anal. Appl.*, **5**, 183, doi:10.1142/S0219530507000948.

- Franzke, C., 2012: Predictability of extreme events in a non-linear stochastic-dynamical model. *Phys. Rev.*, **85E**, 031134, doi:10.1103/PhysRevE.85.031134.
- , and A. J. Majda, 2006: Low-order stochastic mode reduction for a prototype atmospheric GCM. *J. Atmos. Sci.*, **63**, 457–479, doi:10.1175/JAS3633.1.
- , —, and E. Vanden-Eijnden, 2005: Low-order stochastic mode reduction for a realistic barotropic model climate. *J. Atmos. Sci.*, **62**, 1722–1745, doi:10.1175/JAS3438.1.
- , T. J. O’Kane, J. Berner, P. D. Williams, and V. Lucarini, 2015: Stochastic climate theory and modeling. *Wiley Interdiscip. Rev.: Climate Change*, **6**, 63–78, doi:10.1002/wcc.318.
- Frederiksen, J. S., 1999: Subgrid-scale parameterizations of eddy-topographic force, eddy viscosity and stochastic backscatter for flow over topography. *J. Atmos. Sci.*, **56**, 1481–1493, doi:10.1175/1520-0469(1999)056<1481:SSPOET>2.0.CO;2.
- , 2012a: Self-energy closure for inhomogeneous turbulence and subgrid modeling. *Entropy*, **14**, 769–799, doi:10.3390/e14040769.
- , 2012b: Statistical dynamical closures and subgrid modeling for inhomogeneous QG and 3D turbulence. *Entropy*, **14**, 32–57, doi:10.3390/e14010032.
- , and A. G. Davies, 1997: Eddy viscosity and stochastic backscatter parameterizations on the sphere for atmospheric circulation models. *J. Atmos. Sci.*, **54**, 2475–2492, doi:10.1175/1520-0469(1997)054<2475:EVASBP>2.0.CO;2.
- , and S. M. Kepert, 2006: Dynamical subgrid-scale parameterizations from direct numerical simulations. *J. Atmos. Sci.*, **63**, 3006–3019, doi:10.1175/JAS3795.1.
- , M. R. Dix, and A. G. Davies, 2003: The effects of closure-based eddy diffusion on the climate and spectra of a GCM. *Tellus*, **55A**, 31–44, doi:10.1034/j.1600-0870.2003.201329.x.
- Frenkel, Y., A. J. Majda, and B. Khouider, 2012: Using the stochastic multcloud model to improve tropical convective parameterization: A paradigm example. *J. Atmos. Sci.*, **69**, 1080–1105, doi:10.1175/JAS-D-11-0148.1.
- Gairing, J., and P. Imkeller, 2012: Power variations of heavy tailed jump diffusions in paleoclimatic time series. *Geophysical Research Abstracts*, Vol. 14, Abstract EGU2012-11612. [Available online at <http://meetingorganizer.copernicus.org/EGU2012/EGU2012-11612.pdf>].
- , and —, 2015: Stable CLTs and rates for power variation of  $\alpha$ -stable Lévy processes. *Methodol. Comput. Appl. Probab.*, **17**, 73–90, doi:10.1007/s11009-013-9378-z.
- Gardiner, C. W., 1985: *Handbook of Stochastic Methods for Physics, Chemistry and the Natural Sciences*. 2nd ed. Springer, 442 pp.
- Gent, P. R., and J. C. McWilliams, 1990: Isopycnal mixing in ocean circulation models. *J. Phys. Oceanogr.*, **20**, 150–155, doi:10.1175/1520-0485(1990)020<0150:IMIOCM>2.0.CO;2.
- Gerard, L., 2007: An integrated package for subgrid convection, clouds and precipitation compatible with meso-gamma scales. *Quart. J. Roy. Meteor. Soc.*, **133**, 711–730, doi:10.1002/qj.58.
- Glatt-Holtz, N., and M. Ziane, 2008: The stochastic primitive equations in two space dimensions with multiplicative noise. *Discrete Contin. Dyn. Syst.*, **10B**, 801–822, doi:10.3934/dcdsb.2008.10.801.
- , and R. Temam, 2011: Pathwise solutions of the 2-D stochastic primitive equations. *Appl. Math. Optim.*, **63**, 401–433, doi:10.1007/s00245-010-9126-5.
- Gottwald, G. A., K. Peters, and L. Davies, 2016: A data-driven method for the stochastic parametrisation of subgrid-scale tropical convective area fraction. *Quart. J. Roy. Meteor. Soc.*, **142**, 349–359, doi:10.1002/qj.2655.
- Gritsun, A. S., and G. Branstator, 2007: Climate response using a three-dimensional operator based on the fluctuation–dissipation theorem. *J. Atmos. Sci.*, **64**, 2558–2575, doi:10.1175/JAS3943.1.
- , G. Branstator, and A. Majda, 2008: Climate response of linear and quadratic functionals using the fluctuation–dissipation theorem. *J. Atmos. Sci.*, **65**, 2824–2841, doi:10.1175/2007JAS2496.1.
- Ha, S.-Y., J. Berner, and C. Snyder, 2015: A comparison of model error representations in mesoscale ensemble data assimilation. *Mon. Wea. Rev.*, **143**, 3893–3911, doi:10.1175/MWR-D-14-00395.1.
- Hacker, J. P., C. Snyder, S.-Y. Ha, and M. Pocerlich, 2011: Linear and non-linear response to parameter variations in a mesoscale model. *Tellus*, **63A**, 429–444, doi:10.1111/j.1600-0870.2010.00505.x.
- Hänggi, P., and H. Thomas, 1977: Time evolution, correlations and linear response of non-Markov processes. *Z. Phys.*, **26B**, 85–92.
- Hasselmann, K., 1976: Stochastic climate models. Part I: Theory. *Tellus*, **28A**, 473–485, doi:10.1111/j.2153-3490.1976.tb00696.x.
- He, Y., A. H. Monahan, and N. A. McFarlane, 2012: The influence of boundary layer processes on the diurnal variation of the climatological near-surface wind speed probability distribution over land. *J. Climate*, **25**, 6441–6458, doi:10.1175/JCLI-D-11-00321.1.
- Hein, C., P. Imkeller, and I. Pavlyukevich, 2010: Limit theorems for p-variations of solutions of SDEs driven by additive stable Lévy noise and model selection

- for paleo-climatic data. *Recent Development in Stochastic Dynamics and Stochastic Analysis*, J. Duan, S. Luo, and C. Wang, Eds., Interdisciplinary Mathematical Sciences, Vol. 8, World Scientific, 137–150, doi:10.1142/9789814277266\_0010.
- Houtekamer, P. L., H. L. Mitchell, and X. Deng, 2009: Model error representation in an operational ensemble Kalman filter. *Mon. Wea. Rev.*, **137**, 2126–2143, doi:10.1175/2008MWR2737.1.
- Hung, M.-P., J.-L. Lin, W. Wang, D. Kim, T. Shinoda, and S. J. Weaver, 2013: MJO and convectively coupled equatorial waves simulated by CMIP5 climate models. *J. Climate*, **26**, 6185–6214, doi:10.1175/JCLI-D-12-00541.1.
- Isaksen, L., M. Fisher, and J. Berner, 2007: Use of analysis ensembles in estimating flow-dependent background error variances. *Proc. ECMWF Workshop on Flow-Dependent Background Errors*, Reading, United Kingdom, ECMWF, 65–86. [Available online at [www.ecmwf.int/sites/default/files/elibrary/2007/10127-use-analysis-ensembles-estimating-flow-dependent-background-error-variance.pdf](http://www.ecmwf.int/sites/default/files/elibrary/2007/10127-use-analysis-ensembles-estimating-flow-dependent-background-error-variance.pdf).]
- Itô, K., 1951: *On Stochastic Differential Equations*. Memoirs of the American Mathematical Society, No. 4, Amer. Meteor. Soc., 51 pp.
- Jakob, C., 2014: Going back to basics. *Nat. Climate Change*, **4**, 1042–1045, doi:10.1038/nclimate2445.
- Jankov, I., J. Berner, J. Beck, G. Grell, J. Olson, and G. Grell, 2016: A performance comparison between multi-physics and stochastic approaches within a North American RAP ensemble. *Mon. Wea. Rev.*, submitted.
- Järvinen, H., M. Laine, A. Solonen, and H. Haario, 2012: Ensemble prediction and parameter estimation system: The concept. *Quart. J. Roy. Meteor. Soc.*, **138**, 281–288, doi:10.1002/qj.923.
- Jentzen, A., and P. E. Kloeden, 2009: The numerical approximation of stochastic partial differential equations. *Milan J. Math.*, **77**, 205–244, doi:10.1007/s00032-009-0100-0.
- Jung, T., T. N. Palmer, and G. J. Shutts, 2005: Influence of a stochastic parameterization on the frequency of occurrence of North Pacific weather regimes in the ECMWF model. *Geophys. Res. Lett.*, **32**, L23811, doi:10.1029/2005GL024248.
- Juricke, S., and T. Jung, 2014: Influence of stochastic sea ice parameterization on climate and the role of atmosphere-sea ice-ocean interaction. *Philos. Trans. Roy. Soc. London*, **A372**, 20130283, doi:10.1098/rsta.2013.0283.
- , P. Lemke, R. Timmermann, and T. Rackow, 2013: Effects of stochastic ice strength perturbation on Arctic finite element sea ice modeling. *J. Climate*, **26**, 3785–3802, doi:10.1175/JCLI-D-12-00388.1.
- , H. F. Goessling, and T. Jung, 2014: Potential sea ice predictability and the role of stochastic sea ice strength perturbations. *Geophys. Res. Lett.*, **41**, 8396–8403, doi:10.1002/2014GL062081.
- Khas'minskii, R. Z., 1966: A limit theorem for the solutions of differential equations with random right-hand sides. *Theory Probab. Appl.*, **11**, 390–406, doi:10.1137/1111038.
- Khouider, B., J. Biello, and A. J. Majda, 2010: A stochastic multcloud model for tropical convection. *Commun. Math. Sci.*, **8**, 187–216, doi:10.4310/CMS.2010.v8.n1.a10.
- Kitsios, V., J. S. Frederiksen, and M. J. Zidikheri, 2012: Subgrid model with scaling laws for atmospheric simulations. *J. Atmos. Sci.*, **69**, 1427–1445, doi:10.1175/JAS-D-11-0163.1.
- , —, and —, 2013: Scaling laws for parameterisations of subgrid eddy-eddy interactions in simulations of oceanic circulations. *Ocean Modell.*, **68**, 88–105, doi:10.1016/j.ocemod.2013.05.001.
- , —, and —, 2014: Scaling laws for parametrizations of subgrid interactions in simulations of oceanic circulations. *Philos. Trans. Roy. Soc. London*, **A372**, 20130285, doi:10.1098/rsta.2013.0285.
- Kloeden, P. E., 2002: The systematic derivation of higher order numerical schemes for stochastic differential equations. *Milan J. Math.*, **70**, 187–207, doi:10.1007/s00032-002-0006-6.
- , and E. Platen, 1992: *Numerical Solutions of Stochastic Differential Equation*. Springer, 636 pp.
- Kraichnan, R. H., 1959: The structure of isotropic turbulence at very high Reynolds number. *J. Fluid Mech.*, **5**, 497–543, doi:10.1017/S0022112059000362.
- Kubo, R., 1966: The fluctuation-dissipation theorem. *Rep. Prog. Phys.*, **29**, 255–284, doi:10.1088/0034-4885/29/1/306.
- Kurtz, T. G., 1973: A limit theorem for perturbed operator semigroups with applications to random evolutions. *J. Funct. Anal.*, **12**, 55–67, doi:10.1016/0022-1236(73)90089-X.
- Lacorata, G., and A. Vulpiani, 2007: Fluctuation-response relation and modeling in systems with fast and slow dynamics. *Nonlinear Processes Geophys.*, **14**, 681–694, doi:10.5194/npg-14-681-2007.
- Langan, R., and Coauthors, 2014: Stochastic parameterization to represent variability and extremes in climate modeling. *Procedia Comput. Sci.*, **29**, 1146–1155, doi:10.1016/j.procs.2014.05.103.
- Leith, C. E., 1975: Climate response and fluctuation dissipation. *J. Atmos. Sci.*, **32**, 2022–2026, doi:10.1175/1520-0469(1975)032<2022:CRAFD>2.0.CO;2.

- Li, H., and J.-S. von Storch, 2013: On the fluctuating buoyancy fluxes simulated in a OGCM. *J. Phys. Oceanogr.*, **43**, 1270–1287, doi:10.1175/JPO-D-12-080.1.
- Lin, J. L., 2007: The double-ITCZ problem in IPCC AR4 coupled GCMs: Ocean–atmosphere feedback analysis. *J. Climate*, **20**, 4497–4525, doi:10.1175/JCLI4272.1.
- Lott, F., and L. Guez, 2013: A stochastic parameterization of the gravity waves due to convection and its impact on the equatorial stratosphere. *J. Geophys. Res. Atmos.*, **118**, 8897–8909, doi:10.1002/jgrd.50705.
- , —, and P. Maury, 2012: A stochastic parameterization of non-orographic gravity waves: Formalism and impact on the equatorial stratosphere. *Geophys. Res. Lett.*, **39**, L06807, doi:10.1029/2012GL051001.
- Lucarini, V., 2012: Stochastic perturbations to a dynamical system: A response theory approach. *J. Stat. Phys.*, **146**, 774–786, doi:10.1007/s10955-012-0422-0.
- , and S. Sarno, 2011: A statistical mechanical approach for the computation of the climatic response to general forcings. *Nonlinear Processes Geophys.*, **18**, 7–28, doi:10.5194/npg-18-7-2011.
- , and M. Colangeli, 2012: Beyond the fluctuation-dissipation theorem: The role of causality. *J. Stat. Mech.*, **2012**, P05013, doi:10.1088/1742-5468/2012/05/P05013.
- , D. Faranda, J. Wouters, and T. Kuna, 2014a: Towards a general theory of extremes for observables of chaotic dynamical systems. *J. Stat. Phys.*, **154**, 723–750, doi:10.1007/s10955-013-0914-6.
- , R. Blender, C. Herbert, F. Ragone, S. Pascale, and J. Wouters, 2014b: Mathematical and physical ideas for climate science. *Rev. Geophys.*, **52**, 809–859, doi:10.1002/2013RG000446.
- MacLeod, D., H. L. Cloke, F. Pappenberger, and A. Weisheimer, 2016: Improved seasonal prediction of the hot summer of 2003 over Europe through better representation of uncertainty in the land surface. *Quart. J. Roy. Meteor. Soc.*, **142**, 79–90, doi:10.1002/qj.2631.
- Majda, A. J., I. Timofeyev, and E. Vanden-Eijnden, 1999: Models for Stochastic climate prediction. *Proc. Natl. Acad. Sci. USA*, **96**, 14687–14691, doi:10.1073/pnas.96.26.14687.
- , —, and —, 2001: A mathematical framework for stochastic climate models. *Commun. Pure Appl. Math.*, **54**, 891–974, doi:10.1002/cpa.1014.
- , —, and —, 2003: Systematic strategies for stochastic mode reduction in climate. *J. Atmos. Sci.*, **60**, 1705–1722, doi:10.1175/1520-0469(2003)060<1705:SSFSMR>2.0.CO;2.
- , C. Franzke, and B. Khouider, 2008: An applied mathematics perspective on stochastic modelling for climate. *Philos. Trans. Roy. Soc. London*, **A366**, 2429–2455, doi:10.1098/rsta.2008.0012.
- , —, and D. Crommelin, 2009: Normal forms for reduced stochastic climate models. *Proc. Natl. Acad. Sci. USA*, **106**, 3649–3653, doi:10.1073/pnas.0900173106.
- Marconi, U. M. B., A. Puglisi, L. Rondoni, and A. Vulpiani, 2008: Fluctuation–dissipation: Response theory in statistical physics. *Phys. Rep.*, **461**, 111–195, doi:10.1016/j.physrep.2008.02.002.
- Mason, P. J., and D. J. Thomson, 1992: Stochastic backscatter in large-eddy simulations of boundary layers. *J. Fluid Mech.*, **242**, 51–78, doi:10.1017/S0022112092002271.
- Milstein, G. N., 1995: *Numerical Integration of Stochastic Differential Equations*. Mathematics and Its Applications, Vol. 313, Springer, 169 pp., doi:10.1007/978-94-015-8455-5.
- Mitchell, L., and G. A. Gottwald, 2012: Data assimilation in slow-fast systems using homogenized climate models. *J. Atmos. Sci.*, **69**, 1359–1377, doi:10.1175/JAS-D-11-0145.1.
- Monahan, A., and J. Culina, 2011: Stochastic averaging of idealized climate models. *J. Climate*, **24**, 3068–3088, doi:10.1175/2011JCLI3641.1.
- Murphy, J., D. Sexton, D. Barnett, G. Jones, M. Webb, M. Collins, and D. Stainforth, 2004: Quantification of modelling uncertainties in a large ensemble of climate change simulations. *Nature*, **430**, 768–772, doi:10.1038/nature02771.
- O’Kane, T. J., and J. S. Frederiksen, 2008: Statistical dynamical subgrid-scale parameterizations for geophysical flows. *Phys. Scr.*, **2008**, 014033, doi:10.1088/0031-8949/2008/T132/014033.
- , and —, 2012: Application of statistical dynamical turbulence closures to data assimilation. *Phys. Scr.*, **2010**, 014042, doi:10.1088/0031-8949/2010/T142/014042.
- Ollinaho, P., M. Laine, A. Solonen, H. Haario, and H. Järvinen, 2013: NWP model forecast skill optimization via closure parameter variations. *Quart. J. Roy. Meteor. Soc.*, **139**, 1520–1532, doi:10.1002/qj.2044.
- Oppenheim, A., and R. W. Schaffer, 1975: *Digital Signal Processing*. Prentice-Hall, 585 pp.
- Palmer, T. N., 2001: A nonlinear dynamical perspective on model error: A proposal for non-local stochastic-dynamic parameterization in weather and climate prediction. *Quart. J. Roy. Meteor. Soc.*, **127**, 279–304, doi:10.1002/qj.49712757202.
- , 2012: Towards the probabilistic Earth-system simulator: A vision for the future of climate and weather prediction. *Quart. J. Roy. Meteor. Soc.*, **138**, 841–861, doi:10.1002/qj.1923.

- , and P. D. Williams, 2008: Introduction. Stochastic physics and climate modeling. *Philos. Trans. Royal Soc. London*, **A366**, 2421–2427, doi:10.1098/rsta.2008.0059.
- , and A. Weisheimer, 2011: Diagnosing the causes of bias in climate models—Why is it so hard? *Geophys. Astrophys. Fluid Dyn.*, **105**, 351–365, doi:10.1080/03091929.2010.547194.
- , R. Buizza, F. Doblas-Reyes, T. Jung, M. Leutbecher, G. Shutts, M. Steinheimer, and A. Weisheimer, 2009: Stochastic parametrization and model uncertainty. ECMWF Tech. Memo. 598, 44 pp. [Available online at [www.ecmwf.int/sites/default/files/elibrary/2009/11577-stochastic-parametrization-and-model-uncertainty.pdf](http://www.ecmwf.int/sites/default/files/elibrary/2009/11577-stochastic-parametrization-and-model-uncertainty.pdf)]
- Papanicolaou, G., and W. Kohler, 1974: Asymptotic theory of mixing ordinary stochastic differential equations. *Commun. Pure Appl. Math.*, **27**, 641–668, doi:10.1002/cpa.3160270503.
- Pavliotis, G. A., and A. M. Stuart, 2008: Multiscale methods: Averaging and Homogenization. Texts in Applied Mathematics, Vol. 53, Springer, 310 pp., doi:10.1007/978-0-387-73829-1.
- Penland, C., 2003a: Noise out of chaos and why it won't go away. *Bull. Amer. Meteor. Soc.*, **84**, 921–925, doi:10.1175/BAMS-84-7-921.
- , 2003b: A stochastic approach to nonlinear dynamics: A review. *Bull. Amer. Meteor. Soc.*, **84** (Suppl.), doi:10.1175/BAMS-84-7-Penland.
- , and B. Ewald, 2008: On modelling physical systems with stochastic models: Diffusion versus Lévy processes. *Philos. Trans. Royal Soc. London*, **A366**, 2455–2474, doi:10.1098/rsta.2008.0051.
- , and P. D. Sardeshmukh, 2012: Alternative interpretations of power-law distributions found in nature. *Chaos*, **22**, 023119, doi:10.1063/1.4706504.
- Peters, K., C. Jakob, L. Davies, B. Khouider, and A. J. Majda, 2013: Stochastic behavior of tropical convection in observations and a multicloud model. *J. Atmos. Sci.*, **70**, 3556–3575, doi:10.1175/JAS-D-13-031.1.
- Plant, R. S., and G. C. Craig, 2008: A stochastic parameterization for deep convection based on equilibrium statistics. *J. Atmos. Sci.*, **65**, 87–105, doi:10.1175/2007JAS2263.1.
- Ragone, F., V. Lucarini, and F. Lunkeit, 2016: A new framework for climate sensitivity and response: A modelling perspective. *Climate Dyn.*, **46**, 1459–1471, doi:10.1007/s00382-015-2657-3.
- Redi, M. H., 1982: Oceanic isopycnal mixing by coordinate rotation. *J. Phys. Oceanogr.*, **12**, 1154–1158, doi:10.1175/1520-0485(1982)012<1154:OIMBCR>2.CO;2.
- Reynolds, C. A., J. A. Ridout, and J. G. McLay, 2011: Examination of parameter variations in the U.S. Navy global ensemble. *Tellus*, **63A**, 841–857, doi:10.1111/j.1600-0870.2011.00532.x.
- Risken, H., 1984: *The Fokker-Planck Equation: Methods of Solution and Applications*. Springer, 474 pp.
- Romine, G. S., C. S. Schwartz, J. Berner, K. R. Smith, C. Snyder, J. L. Anderson, and M. L. Weisman, 2014: Representing forecast error in a convection-permitting ensemble system. *Mon. Wea. Rev.*, **142**, 4519–4541, doi:10.1175/MWR-D-14-00100.1.
- Ruelle, D., 2009: A review of linear response theory for general differentiable dynamical systems. *Nonlinearity*, **22**, 855–870, doi:10.1088/0951-7715/22/4/009.
- Rümelin, W., 1982: Numerical treatment of stochastic differential equations. *SIAM J. Numer. Anal.*, **19**, 604–613, doi:10.1137/0719041.
- Sakradzija, M., A. Seifert, and T. Heus, 2015: Fluctuations in a quasi-stationary shallow cumulus cloud ensemble. *Nonlinear Processes Geophys.*, **22**, 65–85, doi:10.5194/npg-22-65-2015.
- Sanchez, C., K. D. Williams, and M. Collins, 2016: Improved stochastic physics schemes for global weather and climate models. *Quart. J. Roy. Meteor. Soc.*, **142**, 147–159, doi:10.1002/qj.2640.
- Sardeshmukh, P. D., and P. Sura, 2009: Reconciling non-Gaussian climate statistics with linear dynamics. *J. Climate*, **22**, 1193–1207, doi:10.1175/2008JCLI2358.1.
- , and C. Penland, 2015: Understanding the distinctively skewed and heavy tailed character of atmospheric and oceanic probability distributions. *Chaos*, **25**, 036410, doi:10.1063/1.4914169.
- , —, and M. Newman, 2001: Rossby waves in a stochastically fluctuating medium. *Stochastic Climate Models*, P. Imkeller and J.-S. von Storch, Eds., Progress in Probability, Vol 49, Birkhäuser Verlag, 369–384, doi:10.1007/978-3-0348-8287-3\_17.
- , G. P. Compo, and C. Penland, 2015: Need for caution in interpreting extreme weather statistics. *J. Climate*, **28**, 9166–9187, doi:10.1175/JCLI-D-15-0020.1.
- Seiffert, R., and J.-S. von Storch, 2008: Impact of atmospheric small-scale fluctuations on climate sensitivity. *Geophys. Res. Lett.*, **35**, L10704, doi:10.1029/2008GL033483.
- , and —, 2010: A stochastic analysis of the impact of small-scale fluctuations on tropospheric temperature response to CO<sub>2</sub> doubling. *J. Climate*, **23**, 2307–2319, doi:10.1175/2009JCLI3043.1.
- Shutts, G., 2005: A kinetic energy backscatter algorithm for use in ensemble prediction systems. *Quart. J. Roy. Meteor. Soc.*, **131**, 3079–3102, doi:10.1256/qj.04.106.

- , 2013: Coarse graining the vorticity equation in the ECMWF Integrated Forecasting System: The search for kinetic energy backscatter. *J. Atmos. Sci.*, **70**, 1233–1241, doi:10.1175/JAS-D-12-0216.1.
- , 2015: A stochastic convective backscatter scheme for use in ensemble prediction systems. *Quart. J. Roy. Meteor. Soc.*, **141**, 2602–2616, doi:10.1002/qj.2547.
- , and T. N. Palmer, 2007: Convective forcing fluctuations in a cloud-resolving model: Relevance to the stochastic parameterization problem. *J. Climate*, **20**, 187–202, doi:10.1175/JCLI3954.1.
- , and A. Callado Pallarès, 2014: Assessing parameterization uncertainty associated with horizontal resolution in numerical weather prediction models. *Philos. Trans. Roy. Soc. London*, **A372**, 20130284, doi:10.1098/rsta.2013.0284.
- Stevens, B., and S. Bony, 2013: What are climate models missing? *Science*, **340**, 1053–1054, doi:10.1126/science.1237554.
- Stratonovich, R., 1966: A new representation for stochastic integrals and equations. *SIAM J. Control*, **4**, 362–371, doi:10.1137/0304028.
- Sura, P., 2011: A general perspective of extreme events in weather and climate. *Atmos. Res.*, **101**, 1–21, doi:10.1016/j.atmosres.2011.01.012.
- , M. Newman, C. Penland, and P. Sardeshmukh, 2005: Multiplicative noise and non-Gaussianity: A paradigm for atmospheric regimes? *J. Atmos. Sci.*, **62**, 1391–1409, doi:10.1175/JAS3408.1.
- Suselj, K., J. Teixeira, and D. Chung, 2013: A Unified Model for moist-convective boundary layers based on a stochastic eddy-diffusivity/ mass-flux parameterization. *J. Atmos. Sci.*, **70**, 1929–1953, doi:10.1175/JAS-D-12-0106.1.
- , T. F. Hogan, and J. Teixeira, 2014: Implementation of a stochastic eddy-diffusivity mass flux parameterization into the Navy Global Environmental Model. *Wea. Forecasting*, **29**, 1374–1390, doi:10.1175/WAF-D-14-00043.1.
- Tagle, F., J. Berner, M. D. Grigoriu, N. M. Mahowald, and G. Samorodnitsky, 2016: Temperature extremes in the Community Atmosphere Model with model error representation. *J. Climate*, **29**, 241–258, doi:10.1175/JCLI-D-15-0314.1.
- Teixeira, J., and C. Reynolds, 2008: Stochastic nature of physical parameterizations in ensemble prediction: A stochastic convection approach. *Mon. Wea. Rev.*, **136**, 483–496, doi:10.1175/2007MWR1870.1.
- Tennant, W. J., G. J. Shutts, A. Arribas, and S. A. Thompson, 2011: Using a stochastic kinetic energy backscatter scheme to improve MORGREPS probabilistic forecast skill. *Mon. Wea. Rev.*, **139**, 1190–1206, doi:10.1175/2010MWR3430.1.
- Thompson, W. F., R. A. Kuske, and A. H. Monahan, 2015: Stochastic averaging of dynamical systems with multiple time scales forced with  $\alpha$ -stable noise. *Multiscale Model. Simul.*, **13**, 1194–1223, doi:10.1137/140990632.
- Tompkins, A. M., and J. Berner, 2008: A stochastic convective approach to account for model uncertainty due to unresolved humidity variability. *J. Geophys. Res.*, **113**, D18101, doi:10.1029/2007JD009284.
- Watson, P. A. G., H. M. Christensen, and T. N. Palmer, 2015: Does the ECMWF IFS convection parameterization with stochastic physics correctly reproduce relationships between convection and the large-scale state? *J. Atmos. Sci.*, **72**, 236–242, doi:10.1175/JAS-D-14-0252.1.
- Weisheimer, A., S. Corti, T. N. Palmer, and F. Vitart, 2014: Addressing model error through atmospheric stochastic physical parametrizations: Impact on the coupled ECMWF seasonal forecasting system. *Philos. Trans. Roy. Soc. London*, **A372**, 2013029, doi:10.1098/rsta.2013.0290.
- Weniger, M., 2014: Stochastic parameterization: A Rigorous approach to stochastic three-dimensional primitive equations. *Bonner Meteorologische Abhandlungen 64*, Meteorologischen Institut der Universität Bonn, 166 pp. [Available online at <http://hss.ulb.uni-bonn.de/2014/3538/3538.pdf>]
- Whitaker, J. S., and T. M. Hamill, 2012: Evaluating methods to account for system errors in ensemble data assimilation. *Mon. Wea. Rev.*, **140**, 3078–3089, doi:10.1175/MWR-D-11-00276.1.
- Williams, P. D., 2012: Climatic impacts of stochastic fluctuations in air–sea fluxes. *Geophys. Res. Lett.*, **39**, L10705, doi:10.1029/2012GL051813.
- , P. L. Read, and T. W. N. Haine, 2003: Spontaneous generation and impact of inertia–gravity waves in a stratified, two-layer shear flow. *Geophys. Res. Lett.*, **30**, 2255, doi:10.1029/2003GL018498.
- , T. W. N. Haine, and P. L. Read, 2004: Stochastic resonance in a nonlinear model of a rotating, stratified shear flow, with a simple stochastic inertia–gravity wave parameterization. *Nonlinear Processes Geophys.*, **11**, 127–135, doi:10.5194/npg-11-127-2004.
- , M. J. P. Cullen, M. K. Davey, and J. M. Huthnance, 2013: Mathematics applied to the climate system: Outstanding challenges and recent progress. *Philos. Trans. Roy. Soc. London*, **A371**, 20120518, doi:10.1098/rsta.2012.0518.
- Wong, E., and M. Zakai, 1965: On the convergence of ordinary integrals to stochastic integrals. *Ann. Math. Stat.*, **36**, 1560–1564.
- Wouters, J., and V. Lucarini, 2012: Disentangling multi-level systems: Averaging, correlations and memory.

- J. Stat. Mech.*, **2012**, P03003, doi:10.1088/1742-5468/2012/03/P03003.
- , and —, 2013: Multi-level dynamical systems: Connecting the Ruelle response theory and the Mori-Zwanzig approach. *J. Stat. Phys.*, **151**, 850–860, doi:10.1007/s10955-013-0726-8.
- Yano, J.-I., 2014: Formulation structure of mass-flux convection parameterization. *Dyn. Atmos. Oceans*, **67**, 1–28, doi:10.1016/j.dynatmoce.2014.04.002.
- , 2015: Scale separation. *Theoretical Background and Formulation*, R. S. Plant and J.-I. Yano, Eds., Vol. 1, *Parameterization of Atmospheric Convection*, Series on the Science of Climate Change, Vol. 1, World Scientific, 73–99.
- , and R. S. Plant, 2012a: Convective quasi-equilibrium. *Rev. Geophys.*, **50**, RG4004, doi:10.1029/2011RG000378.
- , and —, 2012b: Interactions between shallow and deep convection under a finite departure from convective quasi equilibrium. *J. Atmos. Sci.*, **69**, 3463–3470, doi:10.1175/JAS-D-12-0108.1.
- , L. Bengtsson, J.-F. Geleyn, and R. Brozkova, 2015: Towards a unified and self-consistent parameterization framework. *Current Issues and New Theories*, R. S. Plant and J.-I. Yano, Eds., Vol. 2, *Parameterization of Atmospheric Convection*, Series on the Science of Climate Change, Vol. 1, World Scientific, 423–435.
- Zidikheri, M. J., and J. S. Frederiksen, 2009: Stochastic subgrid parameterizations for simulations of atmospheric baroclinic flows. *J. Atmos. Sci.*, **66**, 2844–2858, doi:10.1175/2009JAS3036.1.
- , and —, 2010a: Stochastic modelling of unresolved eddy fluxes. *Geophys. Astrophys. Fluid Dyn.*, **104**, 323–348, doi:10.1080/03091921003694701.
- , and —, 2010b: Stochastic subgrid-scale modeling for non-equilibrium geophysical flows. *Philos. Trans. Roy. Soc. London*, **A368**, 145–160, doi:10.1098/rsta.2009.0192.
- Zwanzig, R., 2001: *Nonequilibrium Statistical Mechanics*. Oxford University Press, 240 pp.

## NEW! PRINT & CD FORMATS


“Professor Lackmann has prepared an excellent synthesis of quintessential modern midlatitude synoptic-dynamic meteorology.”

— LANCE BOSART, *Distinguished Professor, Department of Atmospheric and Environmental Sciences, The University of Albany, State University of New York*


### Midlatitude Synoptic Meteorology: *Dynamics, Analysis, and Forecasting*

GARY LACKMANN

The past decade has been characterized by remarkable advances in meteorological observation, computing techniques, and data-visualization technology. *Midlatitude Synoptic Meteorology* links theoretical concepts to modern technology and facilitates the meaningful application of concepts, theories, and techniques using real data. As such, it both serves those planning careers in meteorological research and weather prediction and provides a template for the application of modern technology in the classroom.



**Instructors: Midlatitude Synoptic Teaching CD, containing over 1,000 lecture slides, is now available!**




© 2011, PAPERBACK, 360 PAGES  
Digital edition also available  
ISBN: 978-1-878220-10-3  
AMS CODE: MSM  
LIST \$100 MEMBER \$75  
STUDENT \$65

## AMS BOOKS

RESEARCH APPLICATIONS HISTORY  
www.ametsoc.org/amsbookstore 617-226-3998

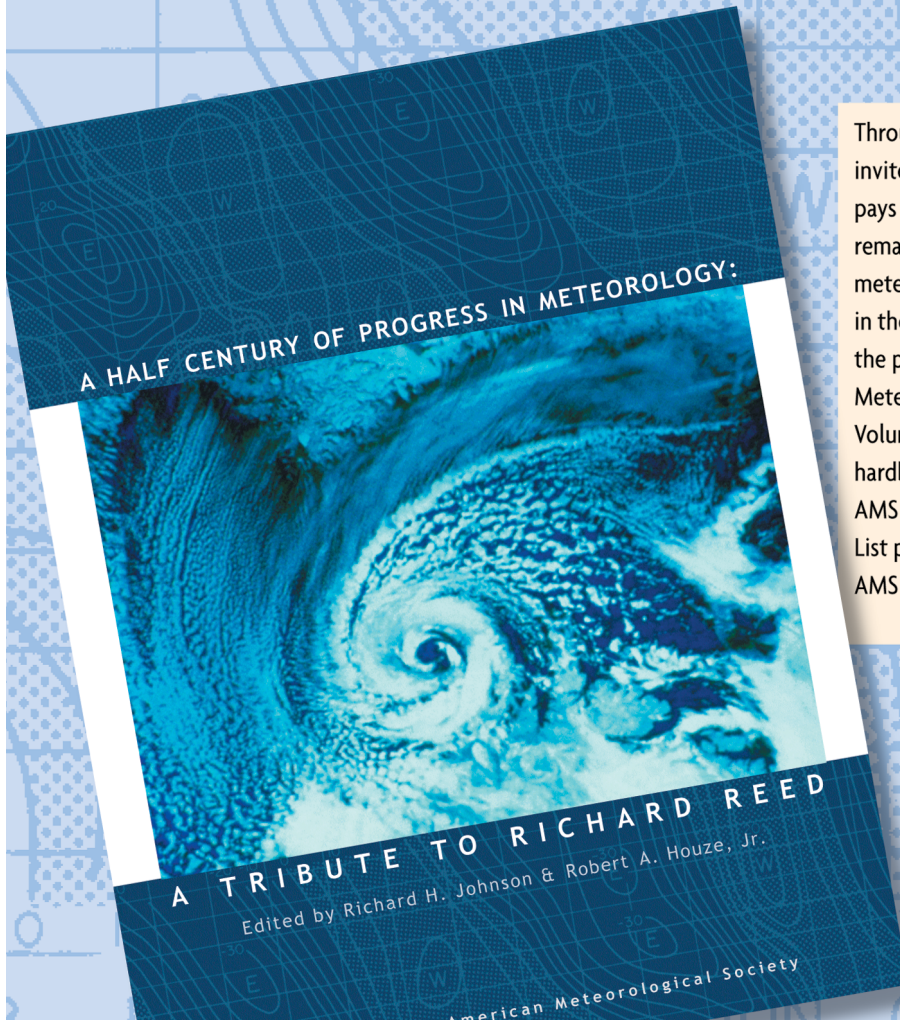




# A Half Century of Progress in Meteorology: A Tribute to Richard Reed

edited by **Richard H. Johnson and Robert A. Houze Jr.**

with selections by: **Lance F. Bosart Robert W. Burpee Anthony Hollingsworth  
James R. Holton Brian J. Hoskins Richard S. Lindzen John S. Perry Erik A. Rasmussen  
Adrian Simmons Pedro Viterbo**



Through a series of reviews by invited experts, this monograph pays tribute to Richard Reed's remarkable contributions to meteorology and his leadership in the science community over the past 50 years. 2003.

Meteorological Monograph Series, Volume 31, Number 53; 139 pages, hardbound; ISBN 1-878220-58-6; AMS Code MM53.

List price: \$80.00

AMS Member price: \$60.00

**ORDER ONLINE: [bookstore.ametsoc.org](http://bookstore.ametsoc.org) or see the order form at the back of this issue**