



HAL
open science

TOI-2379 b and TOI-2384 b: two super-Jupiter mass planets transiting low-mass host stars

Edward M. Bryant, Daniel Bayliss, Joel D. Hartman, Elyar Sedaghati, Melissa J. Hobson, Andrés Jordán, Rafael Brahm, Gaspar Á. Bakos, Jose Manuel Almenara, Khalid Barkaoui, et al.

► **To cite this version:**

Edward M. Bryant, Daniel Bayliss, Joel D. Hartman, Elyar Sedaghati, Melissa J. Hobson, et al.. TOI-2379 b and TOI-2384 b: two super-Jupiter mass planets transiting low-mass host stars. *Monthly Notices of the Royal Astronomical Society*, 2024, 533, pp.3893-3906. <10.1093/mnras/stae2034>. <insu-04836797>

HAL Id: insu-04836797

<https://insu.hal.science/insu-04836797v1>

Submitted on 15 Dec 2024
























HAL is a multi-disciplinary open access archive for the deposit and dissemination of scientific research documents, whether they are published or not. The documents may come from teaching and research institutions in France or abroad, or from public or private research centers.

L'archive ouverte pluridisciplinaire **HAL**, est destinée au dépôt et à la diffusion de documents scientifiques de niveau recherche, publiés ou non, émanant des établissements d'enseignement et de recherche français ou étrangers, des laboratoires publics ou privés.



Distributed under a Creative Commons CC BY 4.0 - Attribution - International License

TOI-2379 b and TOI-2384 b: two super-Jupiter mass planets transiting low-mass host stars

Edward M. Bryant ¹★ Daniel Bayliss ^{2,3} Joel D. Hartman ⁴ Elyar Sedaghati ⁵
 Melissa J. Hobson ^{6,7} Andrés Jordán ^{7,8,9} Rafael Brahm ^{7,8,9} Gaspar Á. Bakos ⁴
 Jose Manuel Almenara ^{10,11} Khalid Barkaoui ^{12,13,14} Xavier Bonfils,¹⁰ Marion Cointepas,^{10,11}
 Karen A. Collins,¹⁵ Georgina Dransfield,¹⁶ Phil Evans ¹⁷ Michaël Gillon ¹² Emmanuël Jehin,¹⁸
 Felipe Murgas ^{14,19} Francisco J. Pozuelos,^{12,20} Richard P. Schwarz ¹⁵ Mathilde Timmermans,¹²
 Cristilyn N. Watkins,¹⁵ Anaël Wünsche,²¹ R. Paul Butler ²² Jeffrey D. Crane ²³ Steve Shectman ²³
 Johanna K. Teske,²² David Charbonneau,¹⁵ Zahra Essack ²⁴ Jon M. Jenkins ²⁵ Hannah M. Lewis ²⁶
 Sara Seager ^{13,27,28} Eric B. Ting ²⁵ and Joshua N. Winn ⁴

Affiliations are listed at the end of the paper

Accepted 2024 August 22. Received 2024 August 21; in original form 2024 February 16

ABSTRACT

Short-period gas giant planets have been shown to be significantly rarer for host stars less massive than the Sun. We report the discovery of two transiting giant planets – TOI-2379 b and TOI-2384 b – with low-mass (early M) host stars. Both planets were detected using *Transiting Exoplanet Survey Satellite* photometry and for both the transit signal was validated using ground-based photometric facilities. We confirm the planetary nature of these companions and measure their masses using radial velocity observations. We find that TOI-2379 b has an orbital period of 5.469 d and a mass and radius of $5.76 \pm 0.20 M_J$ and $1.046 \pm 0.023 R_J$ and TOI-2384 b has an orbital period of 2.136 d and a mass and radius of $1.966 \pm 0.059 M_J$ and $1.025 \pm 0.021 R_J$. TOI-2379 b and TOI-2384 b have the highest and third highest planet-to-star mass ratios, respectively, out of all transiting exoplanets with a low-mass host star, placing them uniquely among the population of known exoplanets and making them highly important pieces of the puzzle for understanding the extremes of giant planet formation.

Key words: planets and satellites: formation – planets and satellites: gaseous planets – planets and satellites: individual: TOI-2379 b – planets and satellites: individual: TOI-2384 b – stars: low-mass.

1 INTRODUCTION

Close-in gas giant planets ($P \leq 10$ d; $R_p \geq 0.6 R_J$), known as hot Jupiters, dominated early transiting exoplanet discoveries (e.g. Charbonneau et al. 2000; Alonso et al. 2004; McCullough et al. 2006; Bakos et al. 2007; Collier Cameron et al. 2007). Despite this, and the relative ease of finding a hot Jupiter compared to a smaller planet, few hot Jupiters have been discovered orbiting M-dwarf host stars. This is due to the fact that hot Jupiters are significantly rarer around low-mass host stars (Bryant, Bayliss & Van Eylen 2023; Gan et al. 2023a), as well as the fact that obtaining the precise radial velocity measurements necessary to measure the mass of and confirm these planets is much harder for low-mass stars. First, this is due to the fact that low-mass stars have a low luminosity with this intrinsic faintness reducing the radial velocity precision achievable. Moreover, M-dwarf spectra display a large amount of molecular lines, compared to the sharp metal lines present in the spectra of solar-like stars,

further increasing the difficulty of achieving the high-precision radial velocity measurements required.

The rarity of these planets has been linked to the fact that lower mass stars are less likely to form giant planets through the core-accretion planet model (e.g. Laughlin, Bodenheimer & Adams 2004; Kennedy & Kenyon 2008; Burn et al. 2021). This is primarily due to the lower surface density of the protoplanetary discs but the slower Keplerian time-scales around these low-mass stars also slow down and inhibit planet formation as well (e.g. Laughlin et al. 2004; Ida & Lin 2005). For early-M-type stars ($0.5 M_\odot \lesssim M_* \lesssim 0.65 M_\odot$) giant planet formation through core-accretion is expected to be less likely than for a solar-mass star but not impossible (Burn et al. 2021). A number of discoveries of such planets over recent years speak to the potential, albeit rare, to form these planets (e.g. Bayliss et al. 2018; Bakos et al. 2020; Jordán et al. 2022; Kanodia et al. 2022; Cañas et al. 2023; Hartman et al. 2023). For lower mass stars ($M_* \leq 0.4 M_\odot$) the predictions are that giant planet formation becomes significantly more difficult, and yet recent discoveries of giant planets with such low-mass stars (e.g. Hobson et al. 2023; Kanodia et al. 2023; Almenara et al. 2024) have shown formation of these exotic systems

* E-mail: edward.bryant@ucl.ac.uk

to still be possible. While core-accretion struggles to form giant planets with lower mass host stars, there is an alternative pathway through which these systems could form: disc instability (e.g. Boss 1997). In fact, simulations have shown that giant planets can readily form through disc instability around M-dwarf stars (e.g. Boss 2006; Mercer & Stamatellos 2020; Boss & Kanodia 2023), with this pathway resulting in very massive ($\gtrsim 2.0 M_J$) planets (Mercer & Stamatellos 2020). By revealing and studying the growing population of giant planets with low-mass host stars, we can better understand how the mass of the host star influences the formation of giant planets.

In addition to the stellar mass, the metallicity of the host star can also play a major role in the formation of giant planets. Specifically, a correlation between the occurrence rate of giant planets orbiting FGK stars and the host star metallicity has been observed and explained as a consequence of core-accretion planet formation (Fischer & Valenti 2005; Johnson et al. 2010; Wang et al. 2018; Osborn & Bayliss 2020). Similar trends showing enhanced host stars metallicities have also been shown for low-mass host stars of giant planets (Johnson & Apps 2009; Rojas-Ayala et al. 2010). Theoretical studies have shown the core-accretion paradigm to form giant planets more easily in metal-rich protoplanetary discs (e.g. Ida & Lin 2004; Emsenhuber et al. 2021) and the metallicity of a protoplanetary disc is believed to be inherited from the same primordial cloud as the host star, therefore resulting in more metal-rich discs around high-metallicity stars (e.g. Fischer & Valenti 2005).

To add to the sample of planets that can be used to shed light on the formation history of these exotic planets and understand the roles played by these different formation effects for low-mass stars we present the discovery of TOI-2379 b and TOI-2384 b – two super-Jupiter mass giant planets transiting metal-rich ($[\text{Fe}/\text{H}] > 0.35\text{dex}$) early M-dwarf stars. These two objects were discovered as a result of the all-sky coverage of the *Transiting Exoplanet Survey Satellite* (*TESS*; Ricker et al. 2015), and confirmed with ground-based photometric and spectroscopic follow-up. Their high masses, along with the low masses of their host stars, make them important additions to the known population of exoplanets, particularly from the viewpoint of understanding giant planet formation. Our discovery and follow-up photometric observations are presented in Section 2 and we use these to perform an initial analysis to confirm the true sources of the observed transiting signals which we present in Section 3. Our spectroscopic observations are discussed in Section 4. We discuss the analysis performed to derive the stellar and planetary characteristics in Section 5 and we place these two exotic planets in the context of the overall exoplanet population in Section 6.

2 PHOTOMETRIC OBSERVATIONS

2.1 *TESS* photometry

TESS (Ricker et al. 2015) is a NASA space-based exoplanet hunting facility that has been continuously observing the sky searching for transiting exoplanets since 2018 July. The wide-field, high precision observations of *TESS* along with the fact that *TESS* surveys the full sky on a time-scale of 2 yr make it an ideal data source for the discovery of rare astrophysical objects, such as giant planets orbiting low-mass stars. In fact, of the 21 known giant planets transiting low-mass stars ($M_* \leq 0.65 M_\odot$) *TESS* photometry was used to discover 14 (e.g. Cañas et al. 2022; Gan et al. 2022; Kanodia et al. 2023) and was involved in the confirmation of three more (Bakos et al. 2020; Jordán et al. 2022).

During the first year of *TESS* observations TOI-2379 (TIC-201177276) was observed in Sectors 1 and 2 (2018 July 25 to 2018

September 20) and TOI-2384 (TIC-382602147) was observed in Sectors 1, 2, and 3 (2018 July 25 to 2018 October 18). Across these sectors, both stars were observed in the Full-Frame-Images (FFIs), with the FFIs in Year 1 of *TESS* being supplied to the community at a cadence of 30 min. Light curves for both these stars were generated using a custom difference imaging analysis pipeline (DIA;¹ see Oelkers & Stassun 2018) and made available to the public through the *Filtergraph* platform.² We performed an independent search for transiting giant planets with low-mass host stars using the DIA light curves for the first five *TESS* sectors. This transit search was performed using the *ASTROPY* implementation of the Box-fitting Least Squares algorithm (BLS; Kovács, Zucker & Mazeh 2002; Astropy Collaboration 2022). From this BLS search, we identified both TOI-2379 and TOI-2384 as potential hosts of transiting giant planets. In *TESS* light curve of TOI-2379 we detected a transit signal with a depth of 3 per cent and a period of 5.463 d and in the *TESS* light curve of TOI-2384 we detected a transit signal with a depth of 2 per cent and a period of 2.136 d.

After the initial identification of these two systems as transiting giant planet candidates, we successfully proposed they be included as 2 min cadence targets in Year 3 of *TESS* observations (GI program G03129; PI Bryant). In Year 3 of *TESS* operations TOI-2379 and TOI-2384 were both observed at 2 min cadence in Sectors 28 and 29 (2020 July 30 to 2020 September 22). The image data were processed by the Science Processing Operations Center (SPOC) at NASA Ames Research Center (Jenkins et al. 2016) to extract photometry from these targets. For this work we use the PDC_SAP light curves produced by the SPOC (Smith et al. 2012; Stumpe et al. 2012, 2014). The transit signature of TOI-2379 b was detected by the SPOC in the transit search of Sector 29 with a noise-compensating matched filter (Jenkins 2002; Jenkins et al. 2010, 2020). A period of 5.470 d was identified and the transit signature passed all the diagnostic tests presented in the resulting Data Validation report (Twicken et al. 2018). A difference image centroiding test was performed and the source of the transit signature was located to within 2.622 ± 2.57 arcsec of TOI-2379. A subsequent analysis performed on data from both sectors 28 and 29 further constrained this location to within 0.58 ± 3.2 arcsec. TOI-2379 b was alerted as a *TESS* Object of Interest by the *TESS* Science Office on 2020 November 6 (Guerrero et al. 2021). The transit signature of TOI-2384 b was detected in the transit search of Sector 28 at a period of 2.136 d. The difference image centroiding test located the source of the transit signal to within 0.553 ± 2.51 arcsec of TOI-2384. TOI-2384 b was also alerted as a *TESS* Object of Interest by the *TESS* Science Office on 2020 November 6 (Guerrero et al. 2021).

TESS photometry for these two objects is shown in Figs 1, 2, 3, and 4. For the analysis presented in Section 5, for TOI-2379 we use an image-subtraction-based light curve extracted from the Sector 1 30 min cadence FFI observations following the methods of Bouma et al. (2019) and the SPOC 2 min cadence light curves for Sectors 28 and 29. For TOI-2384 we use 30 min cadence light curves extracted from the FFIs using the Quick Look Pipeline (Huang et al. 2020; Kunimoto et al. 2021) for Sectors 1, 2, and 3 and the SPOC 2 min cadence light curves for Sectors 28 and 29. We accessed these light curves from the Mikulski Archive for Space Telescopes³ (MAST) and the choice of light curves used was motivated by the data publicly available from MAST at the time the analysis was performed.

¹Code available at <https://github.com/ryanoelkers/DIA>

²https://filtergraph.com/tess_ffi

³<https://archive.stsci.edu/>

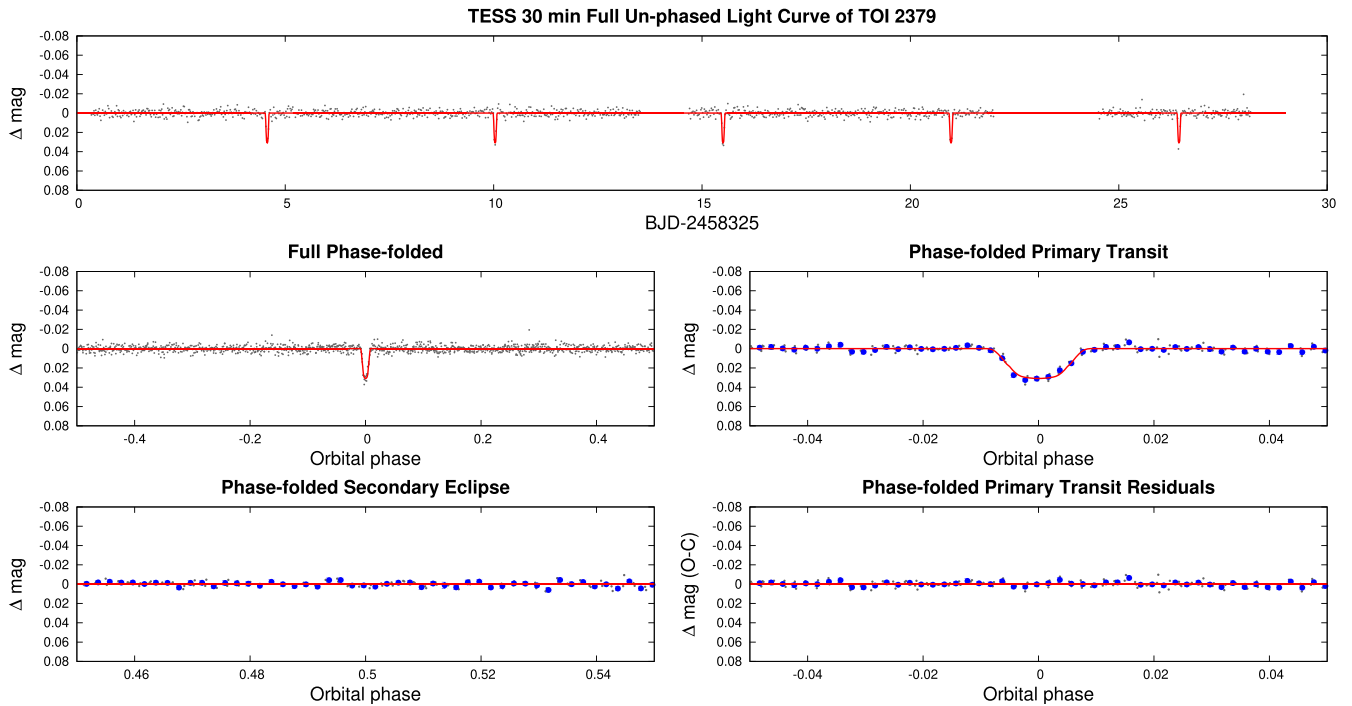


Figure 1. *TESS* photometry at a cadence of 30 min TOI-2379. *Top*: the 30 min cadence *TESS* light curve as a function time. *Middle*: the *TESS* photometry phase-folded on the best-fitting ephemerides showing both the full light curve (*left*) and a zoomed-in view around the transit event (*right*). *Bottom left*: the *TESS* photometry phase-folded and zoomed-in on the location of the secondary eclipse. *Bottom right*: the residuals to the best-fitting model (Section 5) zoomed-in around the transit event. For all the panels the grey points show the unbinned data, the larger blue circles show the data binned to a time-scale of 0.002 in phase, and the solid red line shows the best-fitting model to the photometry.

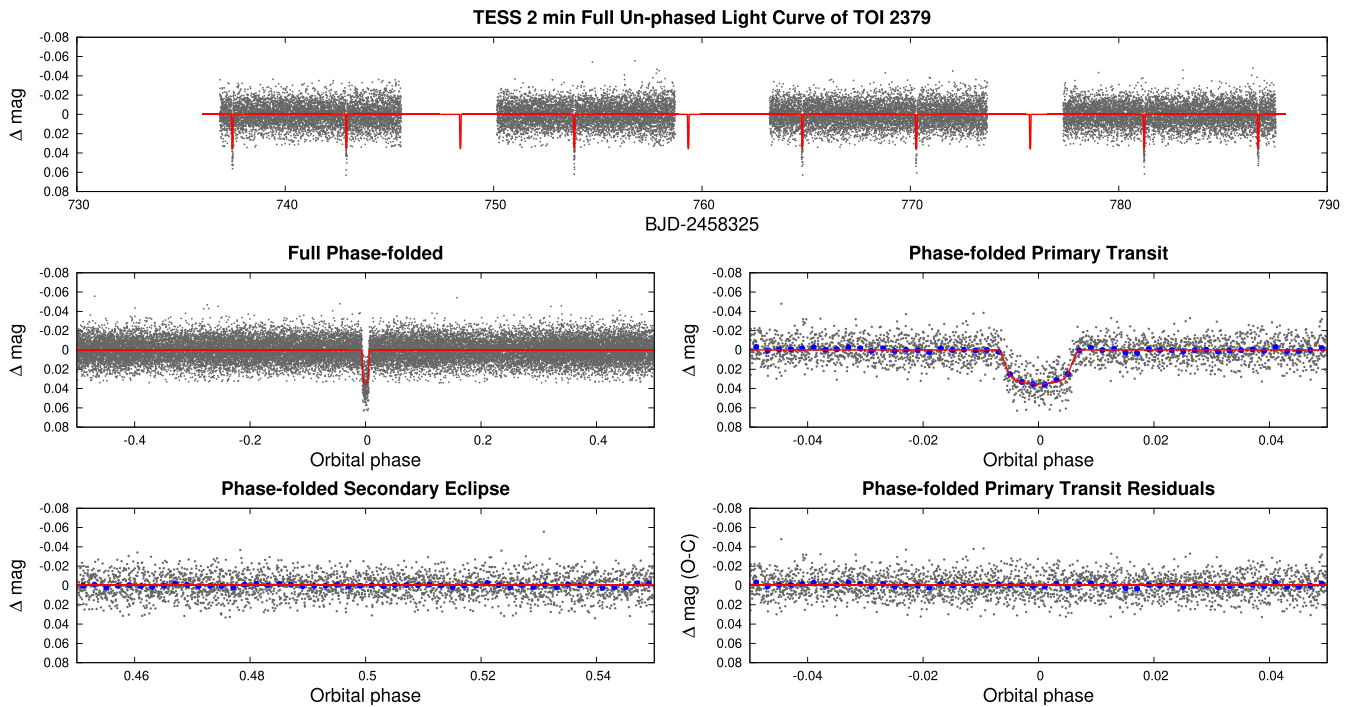


Figure 2. *TESS* photometry at a cadence of 2 min for TOI-2379. The panels and layout are the same as Fig. 1.

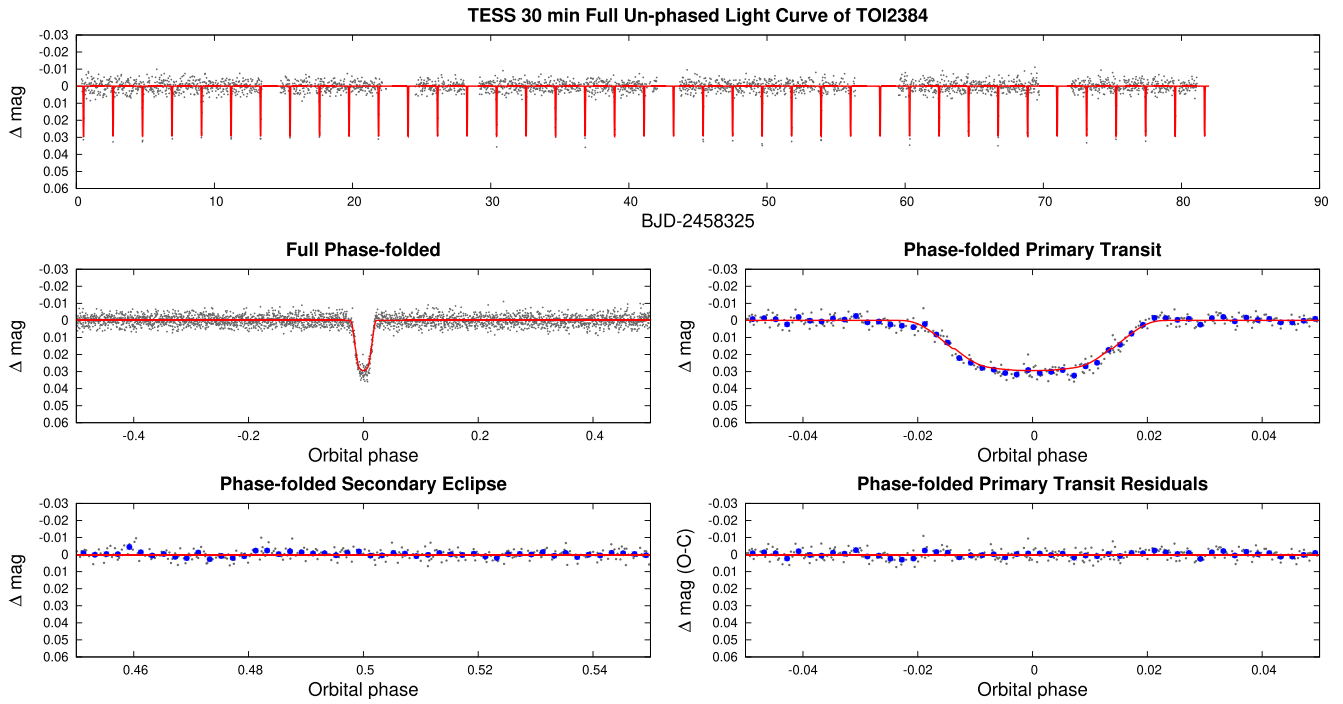


Figure 3. *TESS* photometry at a cadence of 30 min for TOI-2384. The panels and layout are the same as Fig. 1.

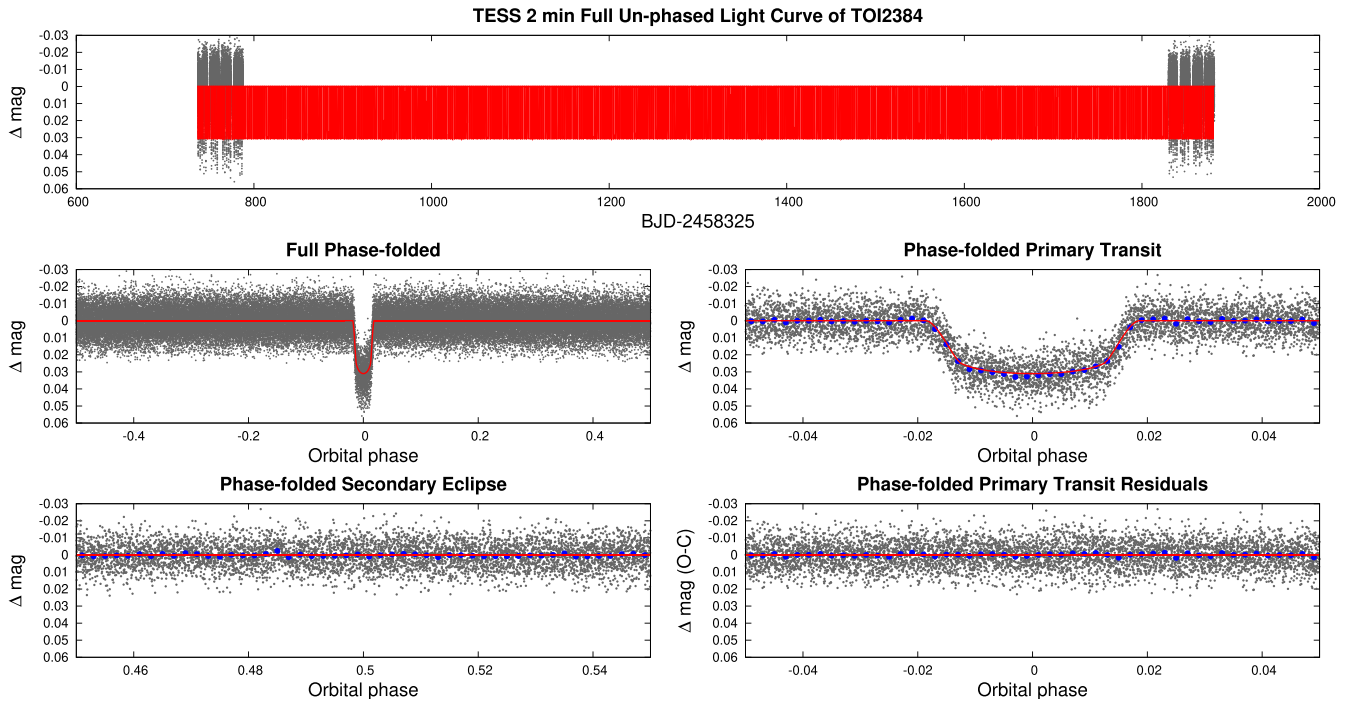


Figure 4. *TESS* photometry at a cadence of 2 min for TOI-2384. The panels and layout are the same as Fig. 2.

2.2 Follow-up photometry

The *TESS* pixel scale is ~ 21 arcsec pixel $^{-1}$ and photometric apertures typically extend out to roughly 1 arcmin, generally causing multiple stars to blend in the *TESS* aperture. We conducted ground-based light curve follow-up observations of the field around both

target stars as part of the *TESS* Follow-up Observing Program.⁴ Sub Group 1 (TFOP; Collins 2019). The goals of these observations were to determine the true source of the TOI-2379 and TOI-2384

⁴<https://tess.mit.edu/followup>

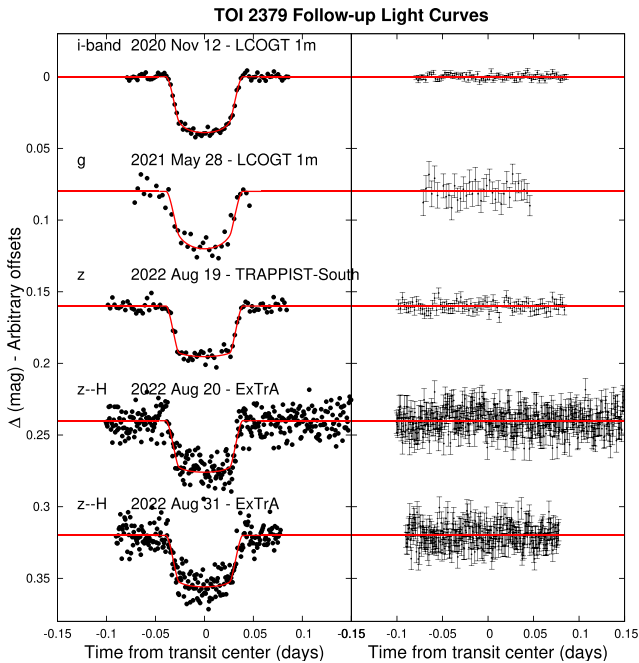


Figure 5. Ground-based follow-up photometry for TOI-2379. The left panel shows each of the transit light curves obtained, plotted as a function of the time from the transit mid-point. Each light curve is labelled with the date on which the transit was observed along with the telescope and filter used to perform the observations. The right panel shows the residuals to the model fit for each light curve along with the photometric uncertainties for the light curves. For both panels, the points show the unbinned photometry data and the red solid lines give the best-fitting models to the transit light curves.

transit signals in the *TESS* data, improve the transit ephemerides, and demonstrate consistent depths across multiple optical bands. We used the *TESS* TRANSIT FINDER, which is a customized version of the TAPIR software package (Jensen 2013), to schedule our transit observations. Here we provide details on the follow-up light curves obtained and included in the analysis for this work. The follow-up photometry for TOI-2379 is shown in Fig. 5 and the follow-up photometry for TOI-2384 is shown in Fig. 6.

2.2.1 LCOGT

The Las Cumbres Observatory Global Telescope network (LCOGT, Brown et al. 2013) is a globally distributed network of 1.0 m telescopes. The telescopes are equipped with 4096×4096 SINISTRO cameras having an image scale of $0.389 \text{ arcsec pixel}^{-1}$, resulting in a $26 \text{ arcmin} \times 26 \text{ arcmin}$ field of view. We observed two full transit windows of TOI-2379 b on 2020 November 12 and 2021 May 28 in Sloan i' and Sloan g' bands, respectively, at the LCOGT nodes at South Africa Astronomical Observatory and Siding Spring Observatory (SSO). We also observed one full transit window of TOI-2384 b on 2021 August 6 in Sloan g' band using the LCOGT node at Cerro Tololo Inter-American Observatory. The images were calibrated by the standard LCOGT BANZAI pipeline (McCully et al. 2018) and differential photometric data were extracted using ASTROIMAGEJ (Collins et al. 2017). For TOI-2379, we used circular photometric apertures with radius 5.8 arcsec. The target star apertures excluded all of the flux from the nearest known neighbour in the *Gaia* DR3 catalogue (*Gaia* DR3 6521531466700057856 *Gaia* Collaboration 2021a), which is $\sim 36 \text{ arcsec}$ north-west of TOI-2379.

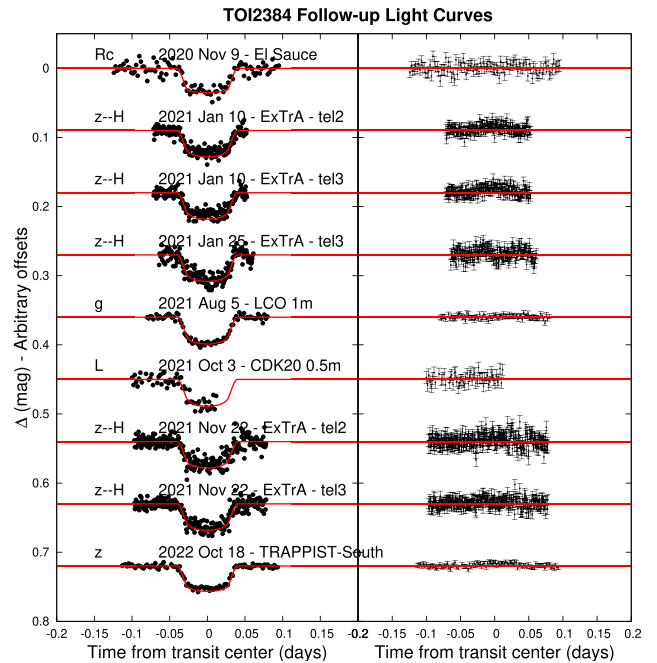


Figure 6. Ground-based follow-up photometry for TOI-2384. The panels and layout are the same as Fig. 5.

For TOI-2384, we used a circular photometric aperture with radius 4.7 arcsec. The target star aperture is fully contaminated with the nearest known neighbour in the *Gaia* DR3 catalogue (*Gaia* DR3 4699702272123475328), which is $\sim 0.9 \text{ arcsec}$ north of TOI-2384. All three light curves are included in the global modelling described in Section 5.

2.2.2 TRAPPIST-South

TRAPPIST-South (Gillon et al. 2011; Jehin et al. 2011) is a 0.6 m Ritchey–Chrétien robotic telescope at La Silla Observatory in Chile, equipped with a $2K \times 2K$ back-illuminated CCD camera with a pixel scale of $0.65 \text{ arcsec pixel}^{-1}$, resulting a field of view of $22 \text{ arcmin} \times 22 \text{ arcmin}$. We observed a full transit of TOI-2379 b on 2022 August 19 and a full transit of TOI-2384 b on 2022 October 18. Both transits were observed in the Sloan- z' filter with an exposure time of 180 s. During the observations of both transits, the telescope underwent a meridian flip at BJD = 2459811.7816 for TOI-2379 b and at BJD = 2459871.72236 for TOI-2384 b. Data reduction and photometric measurements were performed using the PROSE⁵ pipeline (Garcia et al. 2021).

2.2.3 El Sauce

We observed a full transit of TOI-2384 b in Johnson–Cousins Rc-band on 2020 November 9 using the Evans 0.36 m CDK14 telescope at El Sauce Observatory in Coquimbo Province, Chile. The telescope was equipped with an STT 1603–3 CCD camera with 1536×1024 pixels binned 2×2 in-camera resulting in an image scale of $1.47 \text{ arcsec pixel}^{-1}$. The photometric data were obtained from 106×180 s exposures, after standard calibration, using a circular 5.9 arcsec

⁵PROSE: <https://github.com/lgrcia/prose>

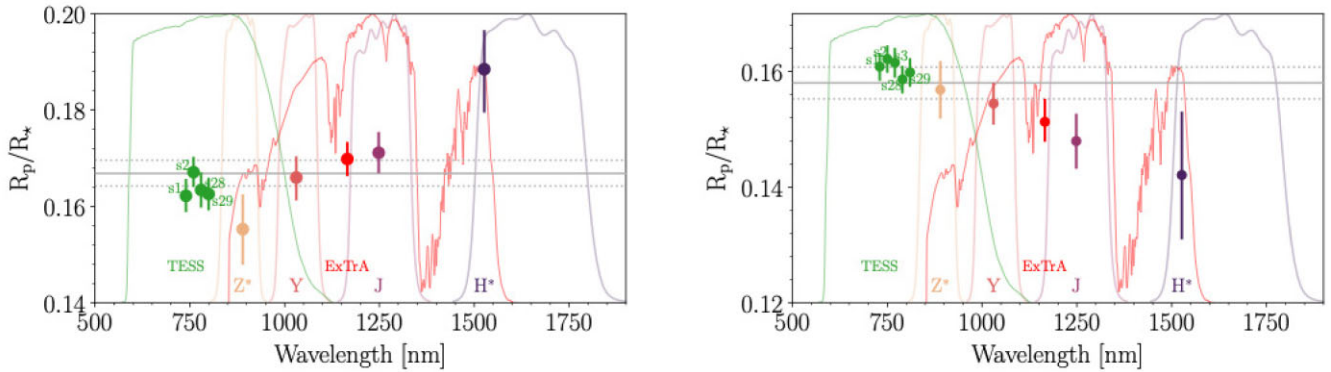


Figure 7. Chromaticity analysis results comparing the transit depths for TOI-2379 b (left panel) and TOI-2384 b (right panel) observed by *TESS* and ExTrA in the Z*, Y, J, and H* bands. The circles and error bars give the measured R_p/R_* value for each filter, and each corresponding filter is labelled and plotted.

aperture in ASTROIMAGEJ (Collins et al. 2017). The measurement aperture was fully contaminated with the nearest known *Gaia* DR3 catalogue neighbour (*Gaia* DR3 4699702272123475328), which is 0.9 arcsec north of TOI-2384 and $\Delta T_{\text{mag}} = 3.64$.

A partial transit ingress of TOI-2384 was observed on 2021 October 3 using a 0.5 m CDK20 telescope which is situated at El Sauce Observatory but is controlled remotely from the Observatory of Baronnies Provençales (OBP) in France. The OBP is a private observatory doing outreach, courses, training and research, addressed to all public and amateur and professional astronomers, which is part of the list of protected observatories for light pollution in France, in the regional park of Baronnies. The CDK20 telescope used is on a paramount equatorial mount and is equipped with a Moravian G4 16K CCD camera. The images were taken with 1×1 binning and photometry was performed with an aperture of 9 pixels with the full width at half-maximum of the target estimated to be 2.3 arcsec with a pixel scale of $0.5255 \text{ arcsec pixel}^{-1}$. The analysis was performed using the Muniwin program from the photometry software package C-Munipack⁶ (Hroch 2014).

2.2.4 ExTrA

ExTrA (Bonfils et al. 2015) is a low-resolution near-infrared (0.85 to $1.55 \mu\text{m}$) multi-object spectrograph fed by three 60-cm telescopes located at La Silla Observatory in Chile. TOI-2379 was observed on 2022 August 20 and 31. TOI-2384 was observed on 2021 January 10 and 25 and November 22. We used 8 arcsec aperture fibres and the lowest resolution mode ($R \sim 20$) of the spectrograph, with an exposure time of 60 s. Five fibres are positioned in the focal plane of each telescope to select light from the target and four comparison stars. We chose comparison stars with 2MASS *J*-magnitudes (Skrutskie et al. 2006) and effective temperatures (Gaia Collaboration 2018) similar to the target. The resulting ExTrA data were analysed using custom data reduction software.

3 NEARBY BLEND ANALYSIS

Due to the large pixels of the *TESS* images (21 arcsec per pixel) the observations can often suffer from blending from nearby stars. From the follow-up photometry presented in Section 2.2, and in particular

the LCOGT data, we can already rule out any known neighbouring *Gaia* DR3 stars as the source of the transit signal seen for TOI-2379, and we can rule out all except the closest neighbour for TOI-2384. We now perform some initial analyses to rule out this close neighbour as the true source of the transit signal observed in the *TESS* data and ground-based photometry for TOI-2384 as well as to check for any evidence either transit signal could be the result of a background blended source.

First, the ExTrA spectrophotometric observations are used to generate four light curves in the UKIRT-WFCAM filters – Y, J, and truncated versions of the Z and H bands, Z* and H* (see Fig. 7). Using these additional light curves we can perform a preliminary analysis to investigate whether the transit signals are observed to vary significantly with the wavelength of the observations. Such a chromatic dependence can be evidence that the transit signal is the result of a possibly blended, stellar eclipsing binary. For more info on the analysis performed see section 4.1 in Almenara et al. (2024), but in short the four ExTrA light curves were fit along with the *TESS* data with all planetary parameters except for the radius ratio R_p/R_* held common between all data sets.

The results of this analysis are plotted in Fig. 7. For TOI-2379 b we find consistent R_p/R_* values across all filters except for H*. However, the observations in this filter are low signal-to-noise, and so we do not find this conclusive evidence in favour of a blended scenario. Therefore, we conclude that the ExTrA multiwavelength observations support the scenario of a single star with a transiting planet for the TOI-2379 system. For TOI-2384 b we see a decrease in R_p/R_* with increasing wavelength of the observations. TOI-2384 has a close neighbour which is both at the same distance as TOI-2384 and also significantly fainter (*Gaia* Collaboration 2021b) so is likely redder (see also Section 5). Therefore, the contribution of this neighbour star to the total flux observed within the ExTrA photometric aperture increases with increasing wavelength and so the observed decrease in R_p/R_* with wavelength is most likely a result of this increased dilution. As such, the ExTrA observations again provide us with further evidence that transit event observed in the *TESS* light curve of TOI-2384 is on target.

Second, we employ the TESSPOSITIONALPROBABILITY tool (Hadjigeorgiou & Armstrong 2023) to derive a probabilistic estimate of which star is the true source of the transit signals. TESSPOSITIONALPROBABILITY uses the observed photometric centroid shift during the *TESS* transit events to estimate the likelihood that any of the

⁶<https://c-munipack.sourceforge.net/>

Table 1. Radial velocities of TOI-2379. PFS observations without a radial velocity measurement correspond to I_2 -free template observations, while those without a bisector span measurement had too low S/N to measure this quantity.

Time BJD TDB	Radial velocity m s^{-1}	Error m s^{-1}	Bisector span m s^{-1}	Error m s^{-1}	Instrument
2459497.60994212	27801.60	9.47	92.12	18.94	ESPRESSO
2459500.61738876	26881.81	5.37	58.10	10.75	ESPRESSO
2459519.61671364	27865.79	5.75	63.60	11.50	ESPRESSO
2459520.58923126	28547.72	3.77	35.62	7.53	ESPRESSO
2459521.63005011	28423.49	3.03	44.97	6.05	ESPRESSO
2459527.68871351	27157.53	3.16	39.45	6.33	ESPRESSO
2459528.59646265	26873.69	3.32	31.27	6.65	ESPRESSO
2459471.72689	162.90	12.04	PFS
2459471.74115	94.83	13.99	-1062.3	899.5	PFS
2459471.75665	223.48	15.28	-115.8	91.0	PFS
2459475.72037	-332.64	26.50	PFS
2459531.55793	-672.4	297.7	PFS
2459531.57479	-76.8	407.8	PFS
2459531.59165	-688.6	583.5	PFS
2459531.60897	-232.5	280.6	PFS
2459531.62566	-241.7	258.5	PFS
2459531.64196	-8.95	11.86	-705.5	432.2	PFS
2459531.65633	56.76	12.61	535.3	1170.9	PFS
2459531.67043	0.00	12.18	-76.1	488.8	PFS
2459534.55251	-1476.56	11.39	-2000.8	981.5	PFS
2459534.56710	-1467.28	10.24	687.0	357.8	PFS
2459534.58025	-1424.81	10.92	1771.0	350.8	PFS

nearby stellar sources identified by *Gaia* could be the true source of the signal, and has been demonstrated to be highly accurate at determining the true source of *TESS* transit signals (Hadjigeorgiou & Armstrong 2023). TESSPOSITIONALPROBABILITY is designed to use the *TESS* FFI light curves which have been produced by the *TESS*-SPOC pipeline (Caldwell et al. 2020) and made available as a MAST High-Level-Science-Product.⁷ For both our targets, *TESS*-SPOC FFI light curves are available for Sectors 28 and 29, which we use for this analysis. From our TESSPOSITIONALPROBABILITY analysis for TOI-2379 we find that no nearby *Gaia* stars can be the true source of the signal. For TOI-2384 we find that a probability of 99.7 per cent that TOI-2384 is the true source of the observed transit signal. The closest neighbour, which is heavily disfavoured as the true source based on our chromaticity analysis, is the only other star reported by TESSPOSITIONALPROBABILITY as possible of being the source of the transit signal.

Combining these independent analyses with our follow-up photometry, we are confident that both TOI-2379 and TOI-2384 are the true sources of the transiting signals.

4 SPECTROSCOPIC OBSERVATIONS

4.1 ESPRESSO

To confirm the planetary nature of the transiting candidates we obtain spectroscopic observations using the ESPRESSO high-resolution echelle spectrograph (Pepe et al. 2021), at the 8 m VLT facility at Paranal Observatory, Chile. ESPRESSO first light was achieved in 2017 November and the commissioning was completed in 2019 July. Since then ESPRESSO has successfully been employed in the follow-up of a variety of TOIs, particularly those with low-mass

host stars (e.g. Van Eylen et al. 2021; Castro-González et al. 2023; Hobson et al. 2023).

The ESPRESSO spectroscopic observations allow us to monitor the radial velocity variation of the stars, to determine the masses of the transiting companions. Both TOI-2379 and TOI-2384 were observed as a part of program 108.22B4.001 (PI Jordan). We obtained seven observations of TOI-2379 between 2021 October 9 and 2021 November 9 and seven observations of TOI-2384 between 2021 November 9 and 2021 December 4. We used an exposure time of 2400 s for TOI-2379 and 1800 s for TOI-2384. We reduced the spectra using the ESPRESSO DRS pipeline (v2.3.5 Sosnowska et al. 2015; Modigliani et al. 2020) implemented in the EsoReflex environment (Freudling et al. 2013). The radial velocity and bisector spans for both objects are listed in Tables 1 and 2 and presented in Figs 8 and 9.

4.2 Planet Finder Spectrograph

We observed TOI-2379 with the Planet Finder Spectrograph (PFS; Crane, Shtetman & Butler 2006; Crane et al. 2008, 2010) on the Magellan Clay 6.5 m telescope at Las Campanas Observatory in Chile. Observations were made on four nights between the UT dates of 2021 September 14 and 2021 November 16. A total of 10 exposures were obtained across the four nights through an I_2 cell, while five exposures were obtained without the I_2 cell on a single night. We used an exposure time of 20 min and read out the data using 3×3 binning mode. The I_2 -free observations were combined to form a spectral template for precise relative RV measurements. We obtained RV measurements from the observations following Butler et al. (1996), and spectral line bisector spans following a method similar to that described by Torres et al. (2007). The RV and bisector span measurements are listed in Table 1, and are shown in Fig. 8.

⁷<https://archive.stsci.edu/hlsp/tess-spoc>

Table 2. Radial velocities of TOI-2384.

Time BJD TDB	Radial velocity m s^{-1}	Error m s^{-1}	Bisector span m s^{-1}	Error m s^{-1}	Instrument
2459528.77980779	17808.12	4.13	69.47	8.27	ESPRESSO
2459530.78609980	17691.55	7.66	57.39	15.32	ESPRESSO
2459545.68721341	17673.80	4.23	61.70	8.46	ESPRESSO
2459548.71543659	18467.09	5.40	46.43	10.79	ESPRESSO
2459549.73434962	17646.34	3.80	66.57	7.60	ESPRESSO
2459552.76727365	18373.23	3.88	66.12	7.77	ESPRESSO
2459553.75552046	17855.60	4.85	42.81	9.70	ESPRESSO

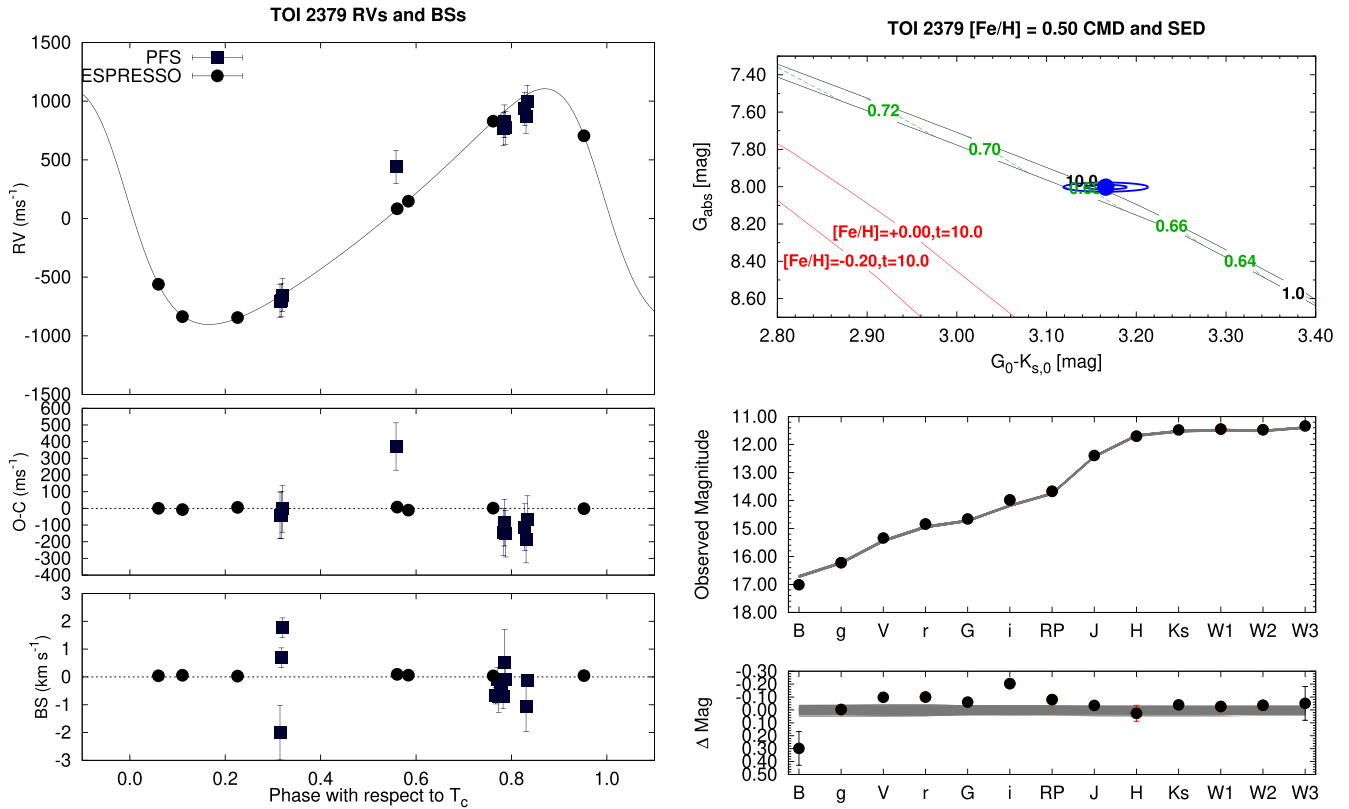


Figure 8. Radial-velocity and spectral energy distribution (SED) data for TOI-2379. *Left top:* the radial-velocity data from ESPRESSO (circles) and PFS (squares) plotted with the systemic velocity estimated for each instrument subtracted and phase folded at the best-fitting period from the modelling. The best-fitting model is plotted as the solid line. The error bars shown incorporate the jitter estimated for each instrument during the modelling. *Left middle:* the radial-velocity residuals from the fit. *Left bottom:* the bisector spans of the CCFs used to extract the radial-velocity measurements from the spectra. *Right top:* here we plot a colour–magnitude diagram, comparing the absolute *Gaia* G magnitude to the dereddened $G - K_S$ colour, using magnitudes from *Gaia* DR2 and 2MASS, shown as the blue circle, along with the 1σ and 2σ confidence level contours, shown as the blue lines. The solid black lines show theoretical isochrones with the ages in Gyr labelled, and the green dashed lines show MIST stellar evolution tracks interpolated using the best-fitting value for the metallicity of the host star. The numerical labels for these tracks give the stellar mass (in units of M_{\odot}) for each evolution track. *Right bottom:* the SED for the host star using observed magnitudes from broad-band photometry, with the residuals to the SED modelling in the panel below. For both panels 200 randomly selected SED models from the MCMC posteriors are overplotted as the grey lines.

5 ANALYSIS

We performed a joint analysis of all available data, including broad-band photometry, transit discovery and follow-up light curves, astrometric data, and radial velocity measurements, in order to derive and constrain the stellar and planetary parameters for the TOI-2379 and TOI-2384 systems. The analysis followed the methods of Hartman et al. (2019) and Bakos et al. (2020). In short, the transit light curves were modelled using Mandel & Agol (2002) models with limb-darkening coefficients constrained using priors derived for the theoretical models from Claret, Hauschildt & Witte (2012, 2013) and

Claret (2018) and the RV measurements were modelled assuming a Keplerian orbit for the exoplanets. In order to constrain the stellar parameters, we include in the fit the broad-band photometry from *Gaia*, 2MASS, APASS and WISE (listed in Tables 3 and 4), *Gaia* DR3 parallax (listed in Tables 3 and 4), and spectroscopically derived stellar atmospheric parameters. The physical parameters of the stars are forced to be consistent with the MIST version 1.2 stellar evolution models (Paxton et al. 2011, 2013, 2015; Choi et al. 2016; Dotter 2016), with this constraint incorporated directly into the joint modelling of the data. We accounted for systematic errors in the

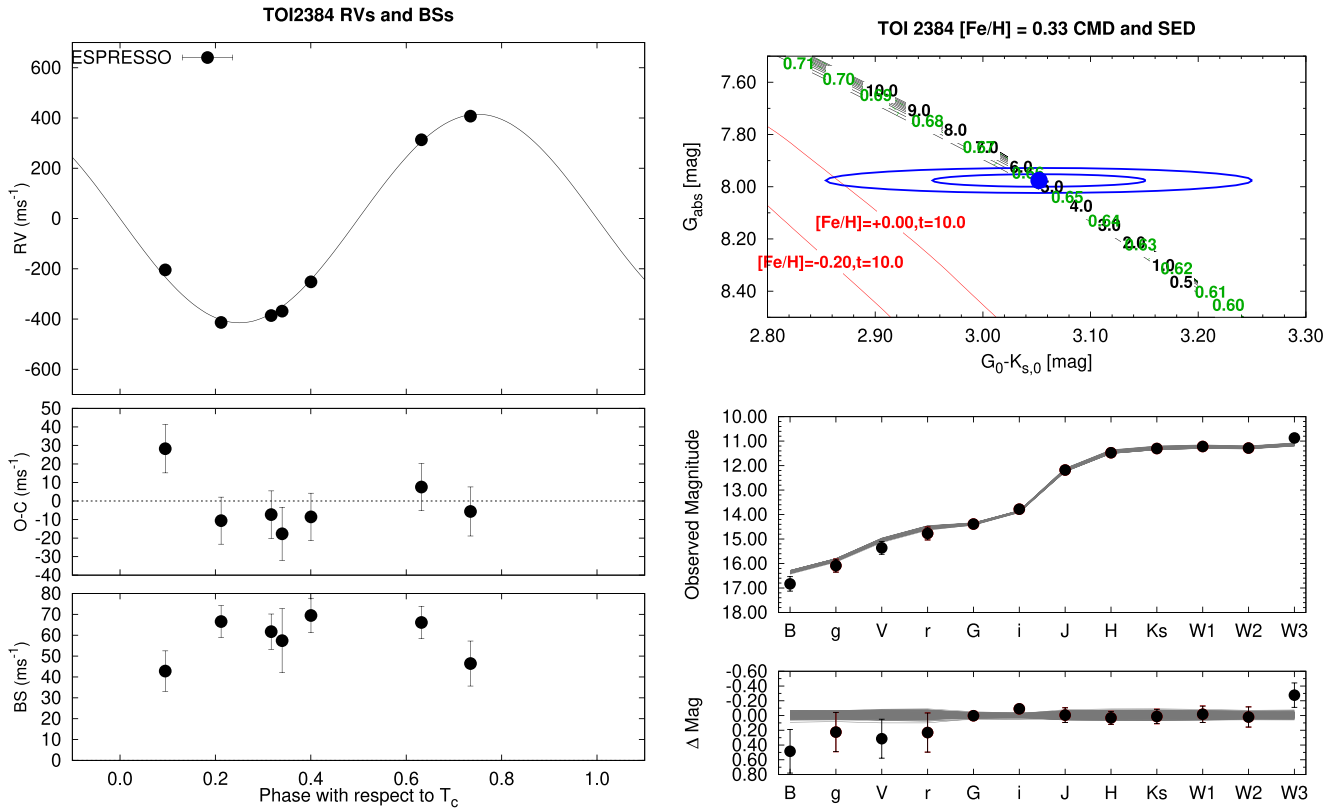


Figure 9. Radial-velocity and SED data for TOI-2384. The panels and layout are the same as for Fig. 8.

evolution models following the method described by Hartman et al. (2023). We used the MWDUST 3D Galactic extinction model (Bovy et al. 2016) to place a Gaussian prior on the line-of-sight extinction A_V versus distance, and to set a maximum value for this parameter.

For TOI-2384 we correct all of the catalogue photometry and light curves for blending from the ~ 0.9 arcsec neighbour listed in the *Gaia* DR3 catalogue. Here we assume the neighbour is a physical companion to TOI-2384 (the similar parallax and proper motion for the neighbour compared to the planet hosting star supports this assumption), and use the difference in the absolute G -band magnitude from TOI-2384, together with the MIST evolution models, to determine the physical properties of the neighbour, which we find to be a $\sim 0.44 M_\odot$ star, and to estimate its expected brightness in each band-pass. The estimated flux from the neighbour is then subtracted from the catalogue magnitudes for TOI-2384 that are included in the analysis of the system. The original and corrected values are listed for several band-passes in Table 4. Here the uncertainties in the properties of the neighbour are propagated into the correction for blending, which causes the unblended magnitudes to have larger uncertainties than the original magnitudes. We assume that the *Gaia* magnitudes are not blended. For the light curves we allow blending factors to vary in the fit as free parameters, with priors set to the expected flux contributions in each band-pass from the neighbour.

We fit the observations using a differential evolution Markov Chain Monte Carlo (MCMC) procedure, assuming priors on the parameters as listed in Hartman et al. (2019). To assess the convergence of the MCMC chains we computed the integrated correlation time for all the parameters following Goodman & Weare (2010) and ran the sampling until the total chain length, after removing the burn-in phase, exceeded 20 correlation lengths for all parameters. We then

calculate the median and 1σ uncertainty bounds for each parameter from the a posteriori distributions.

We used the ODUSSEAS software (Antoniadis-Karnavas et al. 2020) to derive $[\text{Fe}/\text{H}]$ and T_{eff} values for the host star from the ESPRESSO spectra. ODUSSEAS is a machine learning based code designed specifically to perform spectral analysis for M-dwarf stars (e.g. Lillo-Box et al. 2020; Hobson et al. 2023). Using ODUSSEAS we derive values of $[\text{Fe}/\text{H}] = 0.08 \pm 0.10$ and $T_{\text{eff}} = 3664 \pm 66$ K for TOI-2379 and $[\text{Fe}/\text{H}] = 0.17 \pm 0.10$ and $T_{\text{eff}} = 3609 \pm 67$ K for TOI-2384, which we adopt as priors for the joint analysis.

For both systems, we performed one analysis assuming a circular orbit, and one allowing for an eccentric orbit. Allowing the eccentricity of TOI-2384 to be fit as a free parameter we find a value of $e = 0.012 \pm 0.014$, with a 2σ upper limit of $e < 0.043$. This result is fully consistent with a circular orbit, and so we conclude that we find no evidence of an eccentric orbit and adopt the model with the fixed circular orbit as the best-fitting model for this system. For TOI-2379 the radial-velocity measurements favour an eccentric orbit with an eccentricity of 0.3420 ± 0.0039 . Comparing the eccentric orbit model with the circular orbit model, we find a Bayesian Information Criterion (BIC) difference $\Delta\text{BIC} = -252.39$, which represents very strong evidence in favour of the eccentric orbit. Therefore, we adopt the model with the eccentric orbit as the best-fitting model for TOI-2379 b.

5.1 Blend scenarios

For both systems presented in this work, we perform additional modelling to investigate the possibility that the photometric and

Table 3. Stellar properties for TOI-2379.

Identifiers		
TOI-2379		
TIC-201177276		
<i>Gaia</i> DR2 6521531466699512064		
2MASS J23522205-5302354		
Property	Value	Source
Astrometric properties		
R.A.	23 ^h 53 ^m 22 ^s .09	<i>Gaia</i> DR2
Dec.	−53°02′35″.36	<i>Gaia</i> DR2
$\mu_{R.A.}$ (mas y ^{−1})	16.528 ± 0.029	<i>Gaia</i> DR2
$\mu_{Dec.}$ (mas y ^{−1})	1.740 ± 0.036	<i>Gaia</i> DR2
Parallax (mas)	4.705 ± 0.024	<i>Gaia</i> DR2
Photometric properties		
<i>TESS</i> (mag)	13.6521 ± 0.0073	TIC8
V (mag)	15.340 ± 0.010	APASS
B (mag)	17.01 ± 0.13	APASS
<i>Gaia</i> g (mag)	14.66010 ± 0.00030	<i>Gaia</i> DR2
<i>Gaia</i> B _P (mag)	15.6701 ± 0.0028	<i>Gaia</i> DR2
<i>Gaia</i> R _P (mag)	13.6697 ± 0.0012	<i>Gaia</i> DR2
J (mag)	12.479 ± 0.031	2MASS
H (mag)	11.715 ± 0.042	2MASS
K (mag)	11.517 ± 0.026	2MASS
WISE W1 (mag)	11.446 ± 0.023	WISE
WISE W2 (mag)	11.471 ± 0.021	WISE
WISE W3 (mag)	11.34 ± 0.13	WISE
Derived properties		
T_{eff} (K)	3707 ± 58	Section 5
[Fe/H]	0.501 ± 0.085	Section 5
log <i>g</i>	4.653 ± 0.011	Section 5
M_* (M_{\odot})	0.645 ± 0.033	Section 5
R_* (R_{\odot})	0.622 ± 0.011	Section 5
ρ_* (g cm ^{−3})	3.76 ± 0.10	Section 5
Age(Gyr)	10.4 ^{+5.1} _{−3.5}	Section 5
Distance (pc)	211.4 ± 1.1	Section 5

Note. 2MASS (Skrutskie et al. 2006); APASS (Henden & Munari 2014); *Gaia* DR2 (Gaia Collaboration 2018); TIC8 (Stassun et al. 2019); WISE (Wright et al. 2010).

spectroscopic signals observed are a result of a blended stellar binary or triple system. This blend analysis follows the procedure presented in Hartman et al. (2019) and Bakos et al. (2020). In short, four different scenarios are considered: a single star with a transiting planet, a wide binary star system with a planet transiting one of the stars, a hierarchical triple system formed of a bright star and two fainter stars in an eclipsing binary pair, and a bright foreground star with a background eclipsing binary.

For TOI-2384 the single star with a transiting planet model provides the best fit to the data. The best-fitting blend scenario is for the background eclipsing binary scenario, although this model has $\Delta\chi^2 = +17.3$ compared to the single star model. As such, we can confidently rule out any blend scenarios for TOI-2384.

For TOI-2379, the best-fitting blended stellar eclipsing binary model yields a χ^2 value indistinguishable from the best-fitting model for a single star with a transiting planet. Computing the BIC, which takes the number of free parameters into account, we find a significantly lower BIC for the single star and planet model ($\Delta\text{BIC} = -45.9$) compared to the best-fitting blend model. We also note that any blend models predict bisector span variations significantly larger than that seen in the ESPRESSO observations. Therefore, we confidently conclude that the TOI-2379 system consists of a planet transiting a single star.

Table 4. Stellar properties for TOI-2384.

Identifiers		
TOI-2384		
TIC-382602147		
<i>Gaia</i> DR2 4699702272124241152		
2MASS J02243746-6459599		
Property	Value	Source
Astrometric properties		
R.A.	02 ^h 24 ^m 37 ^s .48	<i>Gaia</i> DR2
Dec.	−65°00′00″.7	<i>Gaia</i> DR2
$\mu_{R.A.}$ (mas y ^{−1})	8.58 ± 0.11	<i>Gaia</i> DR2
$\mu_{Dec.}$ (mas y ^{−1})	−52.648 ± 0.095	<i>Gaia</i> DR2
Parallax (mas)	5.322 ± 0.044	<i>Gaia</i> DR2
Photometric properties		
<i>TESS</i> (mag)	13.3147 ± 0.0074	TIC8
V (mag)	15.159 ± 0.021	APASS
V (mag) – unblended	15.36 ± 0.26	Section 5
B (mag)	16.63 ± 0.014	APASS
B (mag) – unblended	16.83 ± 0.30	Section 5
<i>Gaia</i> g (mag)	14.3880 ± 0.0029	<i>Gaia</i> DR2
<i>Gaia</i> B _P (mag)	15.3878 ± 0.0037	<i>Gaia</i> DR2
<i>Gaia</i> R _P (mag)	13.3216 ± 0.0043	<i>Gaia</i> DR2
J (mag)	11.997 ± 0.026	2MASS
J (mag) – unblended	12.27 ± 0.10	Section 5
H (mag)	11.308 ± 0.024	2MASS
H (mag) – unblended	11.489 ± 0.098	Section 5
K (mag)	11.119 ± 0.023	2MASS
K (mag) – unblended	11.341 ± 0.098	Section 5
WISE W1 (mag)	11.016 ± 0.022	WISE
WISE W1 (mag) – unblended	11.22 ± 0.11	Section 5
WISE W2 (mag)	11.036 ± 0.020	WISE
WISE W2 (mag) – unblended	11.29 ± 0.14	Section 5
WISE W3 (mag)	10.604 ± 0.067	WISE
WISE W3 (mag) – unblended	10.87 ± 0.017	Section 5
Derived properties		
T_{eff} (K)	3943 ± 14	Section 5
[Fe/H]	0.332 ± 0.063	Section 5
log <i>g</i>	4.660 ± 0.013	Section 5
M_* (M_{\odot})	0.635 ± 0.016	Section 5
R_* (R_{\odot})	0.6113 ± 0.0080	Section 5
ρ_* (g cm ^{−3})	3.91 ± 0.15	Section 5
Age(Gyr)	9.4 ± 5.8	Section 5
Distance (pc)	187.0 ± 1.5	Section 5

Note. 2MASS (Skrutskie et al. 2006); APASS (Henden & Munari 2014); *Gaia* DR2 (Gaia Collaboration 2018); TIC8 (Stassun et al. 2019), WISE (Wright et al. 2010).

6 DISCUSSION

We find both TOI-2379 and TOI-2384 to host transiting giant planets, deriving masses and radii of $M_p = 5.76 \pm 0.20 M_J$ and $R_p = 1.046 \pm 0.023 R_J$ for TOI-2379 b and $M_p = 1.966 \pm 0.059 M_J$ and $R_p = 1.025 \pm 0.021 R_J$ for TOI-2384 b. We also constrain the two host stars to have masses of $M_* = 0.645 \pm 0.033 M_{\odot}$ for TOI-2379 and $M_* = 0.635 \pm 0.016 M_{\odot}$ for TOI-2384. We provide the full results for the host star parameters in Tables 3 and 4 and the full results for the planet parameters in Table 5.

6.1 TOI-2379 b and TOI-2384 b in context

We compare TOI-2379 b and TOI-2384 b to the population of known exoplanets in Fig. 10 finding TOI-2379 b and TOI-2384 b to be the most and third most massive transiting exoplanets with a low-mass host star ($M_* \leq 0.65 M_{\odot}$). Considering the planet-to-star mass ratios of these systems we find a mass ratio of 0.85 ± 0.05 per

Table 5. Planet parameters for TOI-2379 b and TOI-2384 b.

Name	Identifiers		Values	
	Symbol	Unit	TOI-2379 b	TOI-2384 b
Transit mid-point time	T_C	BJD (TDB)	$2459401.56596 \pm 0.00016$	$2459591.99589 \pm 0.000117$
Orbital period	P	days	5.4693827 ± 0.0000023	$2.13570304 \pm 0.00000038$
Radius ratio	R_P/R_*		0.1729 ± 0.0018	0.1723 ± 0.0024
Scaled semimajor axis	a/R_*		18.17 ± 0.16	9.82 ± 0.12
Impact parameter	b		$0.242^{+0.043}_{-0.062}$	$0.280^{+0.046}_{-0.060}$
Orbital inclination	i	degrees	$88.85^{+0.30}_{-0.21}$	88.37 ± 0.34
Transit duration	T_{dur}	hours	1.867 ± 0.012	1.891 ± 0.012
RV semi-amplitude	K	m s^{-1}	1002.5 ± 6.3	419 ± 10
Orbital eccentricity	e		0.3420 ± 0.0039	0. (fixed)
Argument of pericentre	ω	degrees	73.1 ± 2.1	...
Planet radius	R_P	R_J	1.046 ± 0.023	1.025 ± 0.021
Planet mass	M_P	M_J	5.76 ± 0.20	1.966 ± 0.059
Planet-to-star mass ratio	M_P/M_*	per cent	0.85 ± 0.05	0.30 ± 0.01
Semimajor axis	a	au	0.05263 ± 0.00091	0.02793 ± 0.00023
Planet density	ρ_P	g cm^{-3}	6.21 ± 0.29	2.26 ± 0.15
Planet equilibrium temperature ^A	T_{eq}	K	624 ± 12	889.7 ± 5.0
Planet irradiation flux ^A	F_{irrad}	$\text{erg cm}^{-2} \text{s}^{-1}$	$(3.45 \pm 0.22) \times 10^7$	$(1.420 \pm 0.032) \times 10^8$
ESPRESSO systemic RV	$\Gamma_{\text{RV:ESPRESSO}}$	m s^{-1}	27718.9 ± 5.1	18059.3 ± 8.3
PFS systemic RV	$\Gamma_{\text{RV:PFS}}$	m s^{-1}	-816 ± 54	...
ESPRESSO RV jitter	$\sigma_{\text{RV:ESPRESSO}}$	m s^{-1}	0 ± 17	16.3 ± 8.5
PFS RV jitter	$\sigma_{\text{RV:PFS}}$	m s^{-1}	156 ± 46	...

Note. A—for TOI-2379 b we provide the orbit-averaged values.

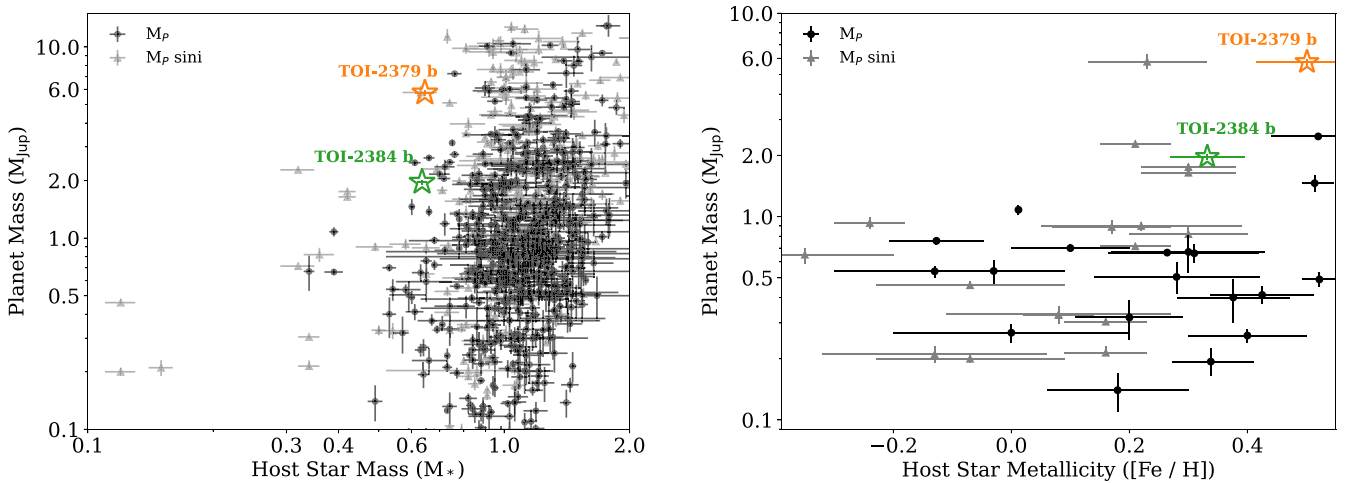


Figure 10. TOI-2379 b and TOI-2384 b in the context of known giant exoplanets ($M_P \geq 0.1M_J$). In both plots TOI-2379 b is plotted as the orange star and TOI-2384 b as the green star. *Left:* the population of known exoplanets plotted comparing the mass of the planet to the mass of the host star. The known exoplanet population plotted has been drawn from exoplanets discovered through the transit and radial velocity methods which have a planet mass measured to better than 10 per cent precision. The black circles give the known planets with a measured absolute mass and a radius measured to better than 30 per cent precision. The grey triangles denote the radial velocity planets which do not transit and do not have a known radius for which we plot the minimum mass $M_P \sin i$. We accessed the data from the NASA exoplanet archive, accessed on 2024 February 2. *Right:* The population of known giant exoplanets with low-mass host stars ($M_* \leq 0.65M_\odot$) plotted comparing the planet mass with the metallicity of the host star. The selection criteria and markers used are the same as for the left-hand plot.

cent for TOI-2379 b, the highest of any transiting exoplanet with a low-mass host star and the second highest mass ratio of all exoplanets with low-mass hosts, second only to GJ 676 A b (Forveille et al. 2011; Sahlmann et al. 2016). This mass ratio is also the fifth highest for transiting exoplanets across all stellar masses. The planet-to-star mass ratio for TOI-2384 b is 0.30 ± 0.01 per cent, the third highest out of transiting exoplanets with low-mass host stars behind TOI-2379 b and TOI-4201 b (Gan et al. 2023b). These high mass ratios make these two systems extremely intriguing from a

viewpoint of understanding the extremes of how giant planets can form.

What is equally interesting to observe from Fig. 10 is the region of parameter space with $M_* \leq 0.6M_\odot$ and $M_P \gtrsim 2M_J$ which is bare of planets. This lack of very massive planets for low-mass stars is as expected from core-accretion formation theory (Burn et al. 2021). It also lies in contrast to the population of planets with masses similar to Saturn and Jupiter ($0.2M_J < M_P < 1.0M_J$) which extends down to host stars as low-mass as $0.3M_\odot$, with a further handful of roughly

Saturn mass planets with host stars as low-mass as $0.1 M_{\odot}$. It is this population of giant planets for $M_{*} \leq 0.4 M_{\odot}$ host stars which poses the largest challenge for core-accretion (e.g. Burn et al. 2021; Hobson et al. 2023).

The planets we present in this work on the other hand, while pushing the boundaries of the population of known planets, can be reconciled with core-accretion formation theory. With masses in the range $0.6\text{--}0.65 M_{\odot}$, the population synthesis predictions of Burn et al. (2021) show that giant planets could form around these host stars. Moreover, Burn et al. (2021) do not predict a decrease in the masses of the giant planets that form around these low-mass host stars, compared to giant planets with Solar-like host stars. In fact, for their simulations with a $0.7 M_{\odot}$ host star – the closest in mass to the host stars of our two new planets – they predict the presence of a population of giant planets ranging in mass from approximately $1 M_J$ up to $12 M_J$. TOI-2379 b and TOI-2384 b, with masses of $5.76 \pm 0.20 M_J$ and $1.966 \pm 0.059 M_J$, respectively, sit well within this range. Therefore, following the predictions of Burn et al. (2021), it is reasonable that these two planets could have formed through core-accretion.

The formation of giant planets through core-accretion for host stars of any mass has been linked to a high metallicity of the host stars (e.g. Fischer & Valenti 2005; Johnson et al. 2010; Sousa et al. 2011; Osborn & Bayliss 2020). In Fig. 10 we plot the masses for known giant planets with low-mass host stars ($M_{*} \leq 0.65 M_{\odot}$) as a function of the metallicity of the hosts. While we find that giant planets with masses $M_P \lesssim 1.0 M_J$ can exist for low-mass stars of a wide range of sub- and supersolar metallicities, more massive giant planets ($M_P > 1.1 M_J$) only exist for host stars with very high metallicities $[\text{Fe}/\text{H}] \geq 0.2$ dex. The restriction of super-Jupiter planets to high-metallicity stars again implies a core-accretion formation process for these stars (e.g. Ida & Lin 2004; Emsenhuber et al. 2021), as the highly metal-enriched protoplanetary discs around these stars would provide a more favourable location for the formation of massive planets.

6.2 Orbital eccentricity of TOI-2379 b

From our analysis we determined the orbit of TOI-2379 b to be significantly eccentric with a measured eccentricity of 0.3420 ± 0.0039 . It is expected that the orbits of close-orbiting planets will circularize over time due to the tidal interactions between the star and planet (e.g. Rasio & Ford 1996). Using the equations from Adams & Laughlin (2006) we can estimate the circularization time-scale, τ_{circ} , for TOI-2379 b to determine whether we would have expected the orbit to have circularized. The circularization time-scale depends strongly on a quantity known as the tidal quality factor Q_P . Estimating the value of Q_P for a single planet is very difficult as there exist a wide number of different proposed theoretical models for the tidal dissipation in planets (see Mahmud, Penev & Schussler 2023, and the references therein). Various efforts to empirically constrain Q_P using the known population of hot Jupiters have been performed and have obtained differing results for Q_P .

For this analysis we consider the results of three studies: $\log_{10} Q_P \sim 6.5$ (Jackson, Greenberg & Barnes 2008), $\log_{10} Q_P = 6.14^{+0.41}_{-0.25}$ (Quinn et al. 2014), and $\log_{10} Q_P = 5.0 \pm 0.5$ (Mahmud et al. 2023). Combining these three results, we use a range of $4.5 \leq \log_{10} Q_P \leq 6.5$ to estimate possible tidal circularization time-scales for TOI-2379 b, obtaining $0.12 \text{Gyr} \leq \tau_{\text{circ}} \leq 16.6 \text{Gyr}$. From our isochrone analysis (Section 5) we estimate an age of the TOI-2379 system of 13.8 ± 4.1 Gyr, although from Fig. 8 we can see that the age is consistent with being as low as 1 Gyr to within a confidence

of 2σ . Given the large uncertainty on both Q_P and the age of the TOI-2379 system, we are unable to confidently say whether we would have expected the orbit to have tidally circularized yet. In the scenario in which τ_{circ} is significantly less than the age of the system some other interaction would be needed to be responsible for the eccentric orbit, such as with an outer massive body in the system. Further work into improving our knowledge of both the age of the system and Q_P is required to determine whether the presence of such a companion is required to explain the orbit of TOI-2379 b. With long-term radial velocity monitoring of TOI-2379 over a number of months and years we would be able to search for any such companions; however with just a handful of observations spanning just 2 months at this stage we are unable to place any constraints on companions in the system. The existence of such a companion in the TOI-2379 system could have interesting implications for the formation history of TOI-2379 b.

6.3 Prospects for future follow-up

By studying the atmospheric compositions of TOI-2379 b and TOI-2384 b we could uncover further information into the formation processes and migration histories of these two planets (e.g. Madhusudhan 2019; Hobbs, Shorttle & Madhusudhan 2022). With transmission spectroscopy metrics (Kempton et al. 2018) of just 5.21 (TOI-2379 b) and 23.36 (TOI-2384 b) atmospheric characterization of these two planets will be tough yet possible with *JWST* (Gardner et al. 2006). That said, as the two most massive transiting exoplanets with host stars less massive than $0.65 M_{\odot}$ the characterization of their atmospheres will be a crucial piece of the puzzle when it comes to fully understanding how these exotic systems form and evolve.

7 CONCLUSIONS

We report the discovery of TOI-2379 b and TOI-2384 b, two super-Jupiter mass giant planets with metal-rich low-mass host stars. We derive the planetary and stellar parameters from a joint analysis of transit photometry, high precision radial-velocity measurements, and broad-band photometry, finding TOI-2379 b and TOI-2384 b to be the most and third most massive transiting exoplanets with a low-mass host star ($M_{*} \leq 0.65 M_{\odot}$). We also find the host stars for both planets to be very metal-rich providing some further clues into the formation history of these exotic planetary systems.

Over the next few years, further discoveries and precise mass measurements of giant planets orbiting low-mass stars will help to reveal whether any of the trends we are beginning to see are maintained. The *TESS* mission is set to play a large role in this. Already nearly 100 candidate giant planets with low-mass host stars have been found by *TESS*, primarily from searches using FFI data (e.g. Kunimoto et al. 2022; Bryant et al. 2023). Confirming and characterizing these and other candidate planets will allow us to study this exotic planet population in much better detail than currently possible.

ACKNOWLEDGEMENTS

The contributions at the Mullard Space Science Laboratory by EMB have been supported by STFC through the consolidated grant ST/W001136/1. The post-doctoral fellowship of KB is funded by F.R.S.-FNRS grant T.0109.20 and by the Francqui Foundation. FJP acknowledges financial support from the grant CEX2021-001131-S funded by MCIN/AEI/10.13039/501100011033 and through projects PID2019-109522GB-C52 and PID2022-137241NB-C43.

JDH and GAB acknowledge funding from NASA XRP grant 80NSSC22K0315. This publication benefits from the support of the French Community of Belgium in the context of the FRIA Doctoral Grant awarded to MT.

The research leading to these results has received funding from the ARC grant for Concerted Research Actions, financed by the Wallonia-Brussels Federation. TRAPPIST is funded by the Belgian Fund for Scientific Research (Fond National de la Recherche Scientifique, FNRS) under the grant PDR T.0120.21. MG is F.R.S.-FNRS Research Director and EJ is F.R.S.-FNRS Senior Research Associate. Observations were carried out from ESO La Silla Observatory.

Funding for the *TESS* mission is provided by NASA's Science Mission Directorate. KAC and CNW acknowledge support from the *TESS* mission via subaward s3449 from MIT. This paper used data collected by the *TESS* mission, obtained from the Mikulski Archive for Space Telescopes MAST data archive at the Space Telescope Science Institute (STScI). Funding for the *TESS* mission is provided by the NASA Explorer Program. STScI is operated by the Association of Universities for Research in Astronomy, Inc., under NASA contract NAS 5–26555. We acknowledge the use of public *TESS* data from pipelines at the *TESS* Science Office and at the *TESS* Science Processing Operations Center. Resources supporting this work were provided by the NASA High-End Computing (HEC) Program through the NASA Advanced Supercomputing (NAS) Division at Ames Research Center for the production of the SPOC data products.

We acknowledge funding from the European Research Council under the ERC grant agreement no. 337591-ExTrA. This work uses observations from the LCOGT network. Part of the LCOGT telescope time was granted by NOIRLab through the Mid-Scale Innovations Program (MSIP). MSIP is funded by NSF. This research has used the Exoplanet Follow-up Observation Program (ExoFOP; DOI: 10.26134/ExoFOP5) website, which is operated by the California Institute of Technology, under contract with the National Aeronautics and Space Administration under the Exoplanet Exploration Program.

This paper includes data gathered with the 6.5 m Magellan Telescopes located at Las Campanas Observatory, Chile.

DATA AVAILABILITY

The *TESS* photometry used is all publicly available from the MAST data archive. The follow-up photometry (except for the ExTrA observations) is available from the ExoFOP web pages for each object. The ExTrA observations are available on request. The radial velocity data used are available from Tables 1 and 2 in this work.

REFERENCES

- Adams F. C., Laughlin G., 2006, *ApJ*, 649, 1004
 Almenara J. M. et al., 2024, *A&A*, 683, A166
 Alonso R. et al., 2004, *ApJ*, 613, L153
 Antoniadis-Karnavas A., Sousa S. G., Delgado-Mena E., Santos N. C., Teixeira G. D. C., Neves V., 2020, *A&A*, 636, A9
 Astropy Collaboration, 2022, *ApJ*, 935, 167
 Bakos G. Á. et al., 2007, *ApJ*, 656, 552
 Bakos G. Á. et al., 2020, *AJ*, 159, 267
 Bayliss D. et al., 2018, *MNRAS*, 475, 4467
 Bonfils X. et al., 2015, in Shaklan S., ed., Proc. SPIE Conf. Ser. Vol. 9605, Techniques and Instrumentation for Detection of Exoplanets VII. SPIE, Bellingham, p. 96051L
 Boss A. P., 1997, *Science*, 276, 1836
 Boss A. P., 2006, *ApJ*, 643, 201
 Boss A. P., Kanodia S., 2023, *ApJ*, 956, 4

- Bouma L. G., Hartman J. D., Bhatti W., Winn J. N., Bakos G. Á., 2019, *ApJS*, 245, 13
 Bovy J., Rix H.-W., Green G. M., Schlafly E. F., Finkbeiner D. P., 2016, *ApJ*, 818, 130
 Brown T. M. et al., 2013, *PASP*, 125, 1031
 Bryant E. M., Bayliss D., Van Eylen V., 2023, *MNRAS*, 521, 3663
 Burn R., Schlecker M., Mordasini C., Emsenhuber A., Alibert Y., Henning T., Klahr H., Benz W., 2021, *A&A*, 656, A72
 Butler R. P., Marcy G. W., Williams E., McCarthy C., Dosanji P., Vogt S. S., 1996, *PASP*, 108, 500
 Caldwell D. A. et al., 2020, *Res. Notes AAS*, 4, 201
 Cañas C. I. et al., 2022, *AJ*, 164, 50
 Cañas C. I. et al., 2023, *AJ*, 166, 30
 Castro-González A. et al., 2023, *A&A*, 675, A52
 Charbonneau D., Brown T. M., Latham D. W., Mayor M., 2000, *ApJ*, 529, L45
 Choi J., Dotter A., Conroy C., Cantiello M., Paxton B., Johnson B. D., 2016, *ApJ*, 823, 102
 Claret A., 2018, *A&A*, 618, A20
 Claret A., Hauschildt P. H., Witte S., 2012, *A&A*, 546, A14
 Claret A., Hauschildt P. H., Witte S., 2013, *A&A*, 552, A16
 Collier Cameron A. et al., 2007, *MNRAS*, 375, 951
 Collins K. A., Kielkopf J. F., Stassun K. G., Hessman F. V., 2017, *AJ*, 153, 77
 Collins K., 2019, in American Astronomical Society Meeting Abstracts #233, p. 140.05
 Crane J. D., Shtetman S. A., Butler R. P., 2006, in McLean I. S., Iye M., eds, Proc. SPIE Conf. Ser. Vol. 6269, Ground-based and Airborne Instrumentation for Astronomy. SPIE, Bellingham, p. 626931
 Crane J. D., Shtetman S. A., Butler R. P., Thompson I. B., Birk C., Jones P., Burley G. S., 2010, in McLean I. S., Ramsay S. K., Takami H., eds, Proc. SPIE Conf. Ser. Vol. 7735, Ground-based and Airborne Instrumentation for Astronomy III. SPIE, Bellingham, p. 773553
 Crane J. D., Shtetman S. A., Butler R. P., Thompson I. B., Burley G. S., 2008, in McLean I. S., Casali M. M., eds, Proc. SPIE Conf. Ser. Vol. 7014, Ground-based and Airborne Instrumentation for Astronomy II. SPIE, Bellingham, p. 701479
 Dotter A., 2016, *ApJS*, 222, 8
 Emsenhuber A., Mordasini C., Burn R., Alibert Y., Benz W., Asphaug E., 2021, *A&A*, 656, A70
 Fischer D. A., Valenti J., 2005, *ApJ*, 622, 1102
 Forveille T. et al., 2011, *A&A*, 526, A141
 Freudling W., Romaniello M., Bramich D. M., Ballester P., Forchi V., García-Dabó C. E., Moehler S., Neeser M. J., 2013, *A&A*, 559, A96
 Gaia Collaboration, 2018, *A&A*, 616, A1
 Gaia Collaboration, 2021a, *A&A*, 649, A1
 Gaia Collaboration, 2021b, *A&A*, 649, A6
 Gan T. et al., 2022, *MNRAS*, 511, 83
 Gan T. et al., 2023a, *AJ*, 165, 17
 Gan T. et al., 2023b, *AJ*, 166, 165
 García L. J., Timmermans M., Pozuelos F. J., Ducrot E., Gillon M., Delrez L., Wells R. D., Jehin E., 2022, *MNRAS*, 509, 4817
 Gardner J. P. et al., 2006, *Space Sci. Rev.*, 123, 485
 Gillon M., Jehin E., Magain P., Chantry V., Hutsemékers D., Manfroid J., Queloz D., Udry S., 2011, *EPJ Web Conf.*, 11, 06002
 Goodman J., Weare J., 2010, *Commun. Appl. Math. Comput. Sci.*, 5, 65
 Guerrero N. M. et al., 2021, *ApJS*, 254, 39
 Hadjigeorgiou A., Armstrong D. J., 2023, *MNRAS*, 527, 4018
 Hartman J. D. et al., 2019, *AJ*, 157, 55
 Hartman J. D. et al., 2023, *AJ*, 166, 163
 Henden A., Munari U., 2014, *Contr. Astron. Obs. Skalnaté Pleso*, 43, 518
 Hobbs R., Shorttle O., Madhusudhan N., 2022, *MNRAS*, 516, 1032
 Hobson M. J. et al., 2023, *ApJ*, 946, L4
 Hroch F., 2014, Astrophysics Source Code Library, record ascl:1402.006
 Huang C. X. et al., 2020, *Res. Notes AAS*, 4, 206
 Ida S., Lin D. N. C., 2004, *ApJ*, 616, 567
 Ida S., Lin D. N. C., 2005, *ApJ*, 626, 1045
 Jackson B., Greenberg R., Barnes R., 2008, *ApJ*, 678, 1396

- Jehin E. et al., 2011, *The Messenger*, 145, 2
- Jenkins J. M. et al., 2010, in Radziwill N. M., Bridger A., eds, *Proc. SPIE Conf. Ser. Vol. 7740, Software and Cyberinfrastructure for Astronomy*. SPIE, Bellingham, p. 77400D
- Jenkins J. M. et al., 2016, in Chiozzi G., Guzman J. C., eds, *Proc. SPIE Conf. Ser. Vol. 9913, Software and Cyberinfrastructure for Astronomy IV*. SPIE, Bellingham, p. 99133E
- Jenkins J. M., 2002, *ApJ*, 575, 493
- Jenkins J. M., Tenenbaum P., Seader S., Burke C. J., McCauliff S. D., Smith J. C., Twicken J. D., Chandrasekaran H., 2020, "Transiting Planet Search", in *Kepler Data Processing Handbook: KSCI-19081-003*, Jenkins J. M. (ed.) 201
- Jensen E., 2013, *Astrophysics Source Code Library*, record ascl:1306.007
- Johnson J. A., Aller K. M., Howard A. W., Crepp J. R., 2010, *PASP*, 122, 905
- Johnson J. A., Apps K., 2009, *ApJ*, 699, 933
- Jordán A. et al., 2022, *AJ*, 163, 125
- Kanodia S. et al., 2022, *AJ*, 164, 81
- Kanodia S. et al., 2023, *AJ*, 165, 120
- Kempton E. M. R. et al., 2018, *PASP*, 130, 114401
- Kennedy G. M., Kenyon S. J., 2008, *ApJ*, 673, 502
- Kovács G., Zucker S., Mazeh T., 2002, *A&A*, 391, 369
- Kunimoto M. et al., 2021, *Res. Notes AAS*, 5, 234
- Kunimoto M. et al., 2022, *ApJS*, 259, 33
- Laughlin G., Bodenheimer P., Adams F. C., 2004, *ApJ*, 612, L73
- Lillo-Box J. et al., 2020, *A&A*, 642, A121
- Madhusudhan N., 2019, *ARA&A*, 57, 617
- Mahmud M. M., Penev K. M., Schussler J. A., 2023, *MNRAS*, 525, 876
- Mandel K., Agol E., 2002, *ApJ*, 580, L171
- McCullough P. R. et al., 2006, *ApJ*, 648, 1228
- McCully C., Volgenau N. H., Harbeck D.-R., Lister T. A., Saunders E. S., Turner M. L., Siiverd R. J., Bowman M., 2018, in Guzman J. C., Ibsen J., eds, *Proc. SPIE Conf. Ser. Vol. 7015, Adaptive Optics Systems*. SPIE, Bellingham, p. 107070K
- Mercer A., Stamatellos D., 2020, *A&A*, 633, A116
- Modigliani A., Freudling W., Anderson R. I., Lovis C., Sosnowska D., Segovia A., 2020, in Pizzo R., Deul E. R., Mol J. D., de Plaa J., Verkouter H., eds, *ASP Conf. Ser. Vol. 527, Astronomical Data Analysis Software and Systems XXIX*. Astron. Soc. Pac., San Francisco, p. 667
- Oelkers R. J., Stassun K. G., 2018, *AJ*, 156, 132
- Osborn A., Bayliss D., 2020, *MNRAS*, 491, 4481
- Paxton B. et al., 2013, *ApJS*, 208, 4
- Paxton B. et al., 2015, *ApJS*, 220, 15
- Paxton B., Bildsten L., Dotter A., Herwig F., Lesaffre P., Timmes F., 2011, *ApJS*, 192, 3
- Pepe F. et al., 2021, *A&A*, 645, A96
- Quinn S. N. et al., 2014, *ApJ*, 787, 27
- Rasio F. A., Ford E. B., 1996, *Science*, 274, 954
- Ricker G. R. et al., 2015, *J. Astron. Telesc. Instrum. Syst.*, 1, 014003
- Rojas-Ayala B., Covey K. R., Muirhead P. S., Lloyd J. P., 2010, *ApJ*, 720, L113
- Sahlmann J. et al., 2016, *A&A*, 595, A77
- Skrutskie M. F. et al., 2006, *AJ*, 131, 1163
- Smith J. C. et al., 2012, *PASP*, 124, 1000
- Sosnowska D., Lovis C., Figueira P., Modigliani A., Marcantonio P. D., Megevand D., Pepe F., 2015, in Taylor A. R., Rosolowsky E., eds, *ASP Conf. Ser. Vol. 495, Astronomical Data Analysis Software and Systems XXIV (ADASS XXIV)*. Astron. Soc. Pac., San Francisco, p. 285
- Sousa S. G., Santos N. C., Israelian G., Mayor M., Udry S., 2011, *A&A*, 533, A141
- Stassun K. G. et al., 2019, *AJ*, 158, 138
- Stumpe M. C. et al., 2012, *PASP*, 124, 985
- Stumpe M. C., Smith J. C., Catanzarite J. H., Van Cleve J. E., Jenkins J. M., Twicken J. D., Girouard F. R., 2014, *PASP*, 126, 100
- Torres G. et al., 2007, *ApJ*, 666, L121
- Twicken J. D. et al., 2018, *PASP*, 130, 064502
- Van Eylen V. et al., 2021, *MNRAS*, 507, 2154
- Wang W., Wang L., Li X., Chen Y., Zhao G., 2018, *ApJ*, 860, 136
- Wright E. L. et al., 2010, *AJ*, 140, 1868
- ¹*Mullard Space Science Laboratory, University College London, Holmbury St Mary, Dorking RH5 6NT, UK*
- ²*Department of Physics, University of Warwick, Gibbet Hill Road, Coventry CV4 7AL, UK*
- ³*Centre for Exoplanets and Habitability, University of Warwick, Gibbet Hill Road, Coventry CV4 7AL, UK*
- ⁴*Department of Astrophysical Sciences, Princeton University, Princeton, NJ 08544, USA*
- ⁵*European Southern Observatory (ESO), Av. Alonso de Córdova 3107, Vitacura 763 0355, Santiago, Chile*
- ⁶*Max Planck Institute for Astronomy, Königstuhl 17, D-69117 Heidelberg, Germany*
- ⁷*Millennium Institute of Astrophysics (MAS), Nuncio Monseñor Sotero Sanz 100, Providencia, Santiago, Chile*
- ⁸*Facultad de Ingeniería y Ciencias, Universidad Adolfo Ibáñez, Av. Diagonal las Torres, Peñalolén 2640, Santiago, Chile*
- ⁹*Data Observatory Foundation, Eliodoro Yáñez 2990, Providencia, Santiago, Chile*
- ¹⁰*CNRS, Université Grenoble Alpes, IPAG, F-38000 Grenoble, France*
- ¹¹*Observatoire de Genève, Département d'Astronomie, Université de Genève, Chemin Pegasi 51b, CH-1290 Versoix, Switzerland*
- ¹²*Astrobiology Research Unit, Université de Liège, 19C Allée du 6 Août, B-4000 Liège, Belgium*
- ¹³*Department of Earth, Atmospheric and Planetary Science, Massachusetts Institute of Technology, 77 Massachusetts Avenue, Cambridge, MA 02139, USA*
- ¹⁴*Instituto de Astrofísica de Canarias (IAC), Calle Vía Láctea s/n, E-38200 La Laguna, Tenerife, Spain*
- ¹⁵*Center for Astrophysics | Harvard & Smithsonian, 60 Garden Street, Cambridge, MA 02138, USA*
- ¹⁶*School of Physics and Astronomy, University of Birmingham, Edgbaston, Birmingham B15 2TT, UK*
- ¹⁷*El Sauce Observatory, Río Hurtado, Coquimbo Province, Chile*
- ¹⁸*Space Sciences, Technologies and Astrophysics Research (STAR) Institute, Université de Liège, Allée du 6 Août 19C, B-4000 Liège, Belgium*
- ¹⁹*Departamento de Astrofísica, Universidad de La Laguna (ULL), E-38206 La Laguna, Tenerife, Spain*
- ²⁰*Instituto de Astrofísica de Andalucía (IAA-CSIC), Glorieta de la Astronomía s/n, E-18008 Granada, Spain*
- ²¹*Observatoire des Baronnies Provençales (OBP), Laboratoire d'Astrophysique des Baronnies—Science Citoyenne et Actions pour la Nuit (LABSCAN), 1480 Route des Alpes, F-05150 Moydans, France*
- ²²*Earth and Planets Laboratory, Carnegie Institution for Science, 5241 Broad Branch Road, NW, Washington, DC 20015, USA*
- ²³*The Observatories of the Carnegie Institution for Science, 813 Santa Barbara Street, Pasadena, CA 91101, USA*
- ²⁴*Department of Physics and Astronomy, The University of New Mexico, 210 Yale Blvd NE, Albuquerque, NM 87106, USA*
- ²⁵*NASA Ames Research Center, Moffett Field, CA 94035, USA*
- ²⁶*Space Telescope Science Institute, 3700 San Martin Drive, Baltimore, MD 21218, USA*
- ²⁷*Department of Physics and Kavli Institute for Astrophysics and Space Research, Massachusetts Institute of Technology, Cambridge, MA 02139, USA*
- ²⁸*Department of Aeronautics and Astronautics, MIT, 77 Massachusetts Avenue, Cambridge, MA 02139, USA*

This paper has been typeset from a $\text{\TeX}/\text{\LaTeX}$ file prepared by the author.