



HAL
open science

Constraining sulphur yields of trachytic and phonolitic volcanic eruptions: Tambora, Vesuvius, Laacher See and Campi Flegrei

Bruno Scaillet, Clive Oppenheimer, Raffaello Cioni, Stephane Scaillet, Yves Moussallam, Gaelle Prouteau, Joan Andújar

► **To cite this version:**

Bruno Scaillet, Clive Oppenheimer, Raffaello Cioni, Stephane Scaillet, Yves Moussallam, et al.. Constraining sulphur yields of trachytic and phonolitic volcanic eruptions: Tambora, Vesuvius, Laacher See and Campi Flegrei. *Comptes Rendus. Géoscience*, 2024, 356 (S1), pp.1-18. <10.5802/crgeos.276>. <insu-04923442>

HAL Id: insu-04923442

<https://insu.hal.science/insu-04923442v1>

Submitted on 31 Jan 2025

HAL is a multi-disciplinary open access archive for the deposit and dissemination of scientific research documents, whether they are published or not. The documents may come from teaching and research institutions in France or abroad, or from public or private research centers.

L'archive ouverte pluridisciplinaire HAL, est destinée au dépôt et à la diffusion de documents scientifiques de niveau recherche, publiés ou non, émanant des établissements d'enseignement et de recherche français ou étrangers, des laboratoires publics ou privés.



Distributed under a Creative Commons CC BY 4.0 - Attribution - International License



ACADÉMIE
DES SCIENCES
INSTITUT DE FRANCE

Comptes Rendus

Géoscience

Sciences de la Planète

Bruno Scaillet, Clive Oppenheimer, Raffaello Cioni, Stephane Scaillet,
Yves Moussallam, Gaëlle Prouteau and Joan Andujar


**Constraining sulphur yields of trachytic and phonolitic volcanic eruptions:
Tambora, Vesuvius, Laacher See and Campi Flegrei**

Published online: 5 December 2024

Part of Special Issue: Magma degassing and its impact on the Earth's atmosphere:
from magma oceans to lava lakes

Guest editors: Manuel Moreira (Institut des Sciences de la Terre d'Orléans Université
d'Orléans-CNRS-BRGM 1a rue de la Férollerie 45071 Orléans France), Bruno Scaillet
(Institut des Sciences de la Terre d'Orléans Université d'Orléans-CNRS-BRGM 1a rue
de la Férollerie 45071 Orléans France) and Clive Oppenheimer (Department of
Geography, University of Cambridge, Downing Place, Cambridge CB2 3EN, UK)

<https://doi.org/10.5802/crgeos.276>

 This article is licensed under the
CREATIVE COMMONS ATTRIBUTION 4.0 INTERNATIONAL LICENSE.
<http://creativecommons.org/licenses/by/4.0/>



*The Comptes Rendus. Géoscience — Sciences de la Planète are a member of the
Mersenne Center for open scientific publishing*

www.centre-mersenne.org — e-ISSN : 1778-7025



Research article

Magma degassing and its impact on the Earth's atmosphere: from magma oceans to lava lakes

Constraining sulphur yields of trachytic and phonolitic volcanic eruptions: Tambora, Vesuvius, Laacher See and Campi Flegrei

Bruno Scaillet^{Ⓢ,*a}, Clive Oppenheimer^{Ⓢ,b}, Raffaello Cioni^{Ⓢ,c}, Stephane Scaillet^{Ⓢ,a},
Yves Moussallam^{Ⓢ,d,e}, Gaëlle Prouteau^a and Joan Andujar^{Ⓢ,a}

^a ISTO, CNRS-Université d'Orléans-BRGM, 1a rue de la Férollerie, 45071, Orléans, France

^b Department of Geography, University of Cambridge, Downing Place, Cambridge, CB2 3EN, UK

^c Earth Sciences Dept., Università di Firenze, Via La Pira 4 50121 Firenze, Italy

^d Lamont-Doherty Earth Observatory, Columbia University, New York, USA

^e American Museum of Natural History, Department of Earth and Planetary Sciences, NY 10024, New York, USA

E-mail: bscaille@cnsr-orleans.fr (B. Scaillet)

Abstract. Evolved alkaline magmas have fuelled renowned large explosive eruptions, including that of Tambora in 1815. Very high sulphur yields to the atmosphere have been suggested for some prominent phonolite–trachyte eruptions, influencing assessments of their potential climatic impacts. However, the implications of alkalinity on volatile abundances in melts remain only partially understood. Here, we draw on available petrological and thermodynamical constraints, accounting for uncertainty in pre-eruptive magma redox state, to quantify pre-eruptive sulphur budgets for several prominent phonolite–trachyte eruptions. We thereby calculate upper limits for sulphur yields for the 13 kyr calBP Laacher See eruption (3–15 Tg S), the plinian component of the 39.85 ka Campanian Ignimbrite (2–9 Tg S), and the 1890 calBCE “Avellino” and 79 CE eruptions of Vesuvius. Our findings demonstrate that alkali-rich magmas do not outstrip dacite or rhyolite arc compositions in respect of sulphur abundance and can inform both climate modelling efforts and the search for the eruptions' signatures in ice core records.

Keywords. Eruption, Sulphur, Laacher See, Tambora, Vesuvius, Campi Flegrei.

Funding. Labex VOLTAIRE project (ANR-10-LABX-100-01), Equipex PLANEX (ANR-11-EQPX-0036), NERC grant NE/N009312/1.

Manuscript received 12 June 2024, revised 9 October 2024, accepted 10 October 2024.

*Corresponding author

1. Introduction

Volcanic eruptions can propel large quantities of radiatively important and chemically reactive species into the atmosphere [e.g., Robock *et al.*, 2009, Timmermann, 2012, Oppenheimer, 2002, Oppenheimer *et al.*, 2014, Cadoux *et al.*, 2015]. The atmospheric and climatic consequences have been widely studied drawing on evidence from direct observations [e.g., Guo *et al.*, 2004], indirect and proxy records [e.g., Büntgen *et al.*, 2020] and modelling efforts [e.g., Toohey *et al.*, 2019]. While many factors come into play in influencing the climatic impact of a given eruption, the primary forcing agent is recognised as stratospheric sulphate aerosol and thus estimates of sulphur yields for past eruptions are a first order requirement for efforts to understand their climatic and societal consequences. Much attention has been given to determination of stratospheric sulphur yields but significant uncertainties remain in the estimates [Scaillet and Oppenheimer, 2024]. For example, estimates drawing on evidence from the rock record are sensitive to uncertainties in tephra mass (eruption magnitude), the abundance and composition of any vapour phase in the pre-eruptive reservoir, and the behaviour of volatile elements during storage and eruption [e.g., Marshall *et al.*, 2022, Metcalfe *et al.*, 2023, Venugopal *et al.*, 2020, Schiavi *et al.*, 2020, Schmidt and Black, 2022, Scaillet and Oppenheimer, 2023, 2024].

Sulphur yields can now be estimated with a range of spaceborne sensors [e.g., Pardini *et al.*, 2017, Taylor *et al.*, 2018]. Despite challenges in validation, this approach is regarded as the gold standard of eruptive sulphur yield quantification during an eruption, as it involves spectroscopic measurement of abundances of sulphur-bearing gases and aerosol. Sulphur yields of past events are also estimated from polar ice core records [e.g., Sigl *et al.*, 2015] drawing on understanding of global atmospheric dispersion of point source tracer injections in the stratosphere. This approach also entails substantial uncertainties, for instance in the case of ice core signals that are not attributed to a particular volcano (the vast majority), the source location (and its proximity to the deposition site) is unknown. In effect, measurement of traces (ppb) of the emitted sulphur is used to extrapolate to global sulphur yields (Tg).

The third approach draws on petrological analyses of the erupted rocks [Devine *et al.*, 1984] along

with petrological arguments [Scaillet *et al.*, 2003]. In this case, it is not the emitted sulphur that is measured but rather the non-emitted sulphur that is evaluated, based on analyses of sulphur contents in crystal-hosted glass inclusions and of matrix glass. The difference in these quantities is then used to estimate syn-eruptive sulphur yields by scaling to the estimated total eruptive rock mass [which itself typically has high uncertainty; Engwell *et al.*, 2015, Bonadonna *et al.*, 2015]. Realisation that this approach failed to yield estimates even close to the satellite-measured sulphur yields of eruptions, such as those of El Chichón in 1982 and Pinatubo in 1991, fuelled recognition that volatile-saturated pre-eruptive magmas may already contain an abundant sulphur-rich gas phase [e.g., Luhr *et al.*, 1984, Westrich and Gerlach, 1992, Scaillet *et al.*, 1998, Wallace and Edmonds, 2011]. This became known as the “excess sulphur” problem, and it is particularly acute for eruptions of evolved magmas, though less so for basaltic ones [e.g., Sharma *et al.*, 2004]. The amount of this sulphur is not captured by the “petrologic method” [Devine *et al.*, 1984]. Rather, it has been inferred from wider geochemical, petrological and geophysical knowledge of magma bodies [notably drawing on experimental petrology studies and thermodynamic calculations, e.g., Scaillet and Pichavant, 2003]. An alternative approach uses apatite as a proxy for volatile contents of magmas [e.g., Stock *et al.*, 2016, Humphreys *et al.*, 2021] but this also requires assumptions, in particular how to relate the volatile contents of apatite with those of the coexisting melt and gas, in addition to apatite occurrence. There remain few and sometimes inconclusive constraints on S partitioning between apatite and melt/fluid [e.g., Peng *et al.*, 1997, Parat and Holtz, 2005]. While promising, this method requires further experimental work.

In general, very few eruptions before the satellite remote sensing era have been identified with any degree of confidence in ice core records (this requires geochemical fingerprinting of tephra grains in the ice cores). Thus, when all we have to go on are the proximal deposits of large eruptions, estimates of sulphur yield must rely on petrological and eruption magnitude assessments. While significant progress has been made in understanding the behaviour of sulphur in silicic magmas [e.g., Carroll and Webster, 1994, Scaillet *et al.*, 1998, Clemente *et al.*,

2004, Scaillet and Macdonald, 2006, Keppler, 2010, Zajacz *et al.*, 2012, Masotta *et al.*, 2016], permitting estimation of sulphur yields of quartz-oversaturated felsic arc magmas [e.g., Scaillet *et al.*, 2003], for quartz-undersaturated, or alkali-rich magmas, the constraints are limited. This is despite recognition that the presence of alkalis increases sulphur solubility [e.g., Carroll and Rutherford, 1987, Ducea *et al.*, 1994] and hence sulphur carrying capacity.

In addition to Tambora 1815 [Oppenheimer, 2003], renowned eruptions of alkali-rich phonolite to trachyte magmas include those of Campi Flegrei, Somma-Vesuvius (Italy) and Laacher See (Germany). In the case of the 13 kyr calBP [Reinig *et al.*, 2021] eruption of Laacher See, estimates of sulphur yield range up to 150 Tg [Schmincke *et al.*, 1999] influencing the parameterisation of climate models [e.g., Textor *et al.*, 2003, Niemeier *et al.*, 2020] as well as the search for potential sulphur signatures of the episode in polar ice core records [Baldini *et al.*, 2018, Abbott *et al.*, 2021]. Our aim here is to re-assess sulphur yields of Laacher See and other significant phonolite–trachyte eruptions drawing on improved understanding of volatile behaviour in alkaline magmas and focusing on eruptions for which pre-eruptive conditions—pressure (P), temperature (T), H_2O content and, crucially, redox state—are experimentally constrained. We use relationships between the fugacities of key S-bearing species (H_2S , SO_2) and their concentrations in phonolite liquids to quantify the partial pressures of corresponding species in pre-eruptive magma reservoirs. We focus on the more evolved portions of erupted magmas since they are likely to accumulate volatiles during reservoir growth.

2. Methodology

We follow Anderson Jr *et al.* [1989] and Scaillet and Pichavant [2003] in calculating the partial pressures of dissolved volatile species using thermodynamic models and volatile concentrations measured in melt inclusions (MI). We consider primarily the role of H_2O , CO_2 and S-bearing species. For the latter, we use fugacity-concentration relationships established by Moncrieff [2000], as reported in Burgisser *et al.* [2012]. Since the melt compositions we are concerned with are broadly phonolitic, we use the water solubility model of Carroll and Blank [1997],

established using a sodic phonolite. For CO_2 , the model used is that of Burgisser *et al.* [2012], which is also calibrated on Na-rich phonolite. As shown below, the majority of eruptions had dissolved CO_2 contents below detection (<20 ppm), indicating partial pressures of CO_2 below 10 MPa, the fluid being essentially a mixture of water and sulphur (+Cl). For any species i , the relationships between fugacity, f_i , mole fraction, X_i , and partial pressure, P_i , is given by:

$$f_i = \Sigma \gamma_i X_i P_i \quad (1)$$

where γ_i is the fugacity coefficient that describes departure from ideal gas behaviour. In all cases, we have computed γ_i from a Modified Redlich Kwong equation of state using coefficients from Holloway [1987] and Ferry and Baumgartner [1987]. We treat the gas as an ideal mixture of real gases (Lewis and Randall rule), i.e., γ_i is that of the pure species i at given P and T .

The total pressure is given by:

$$\Sigma P_i = P_{tot} \quad (2)$$

which we can recast as:

$$P_{H_2O} + P_{CO_2} + P_{H_2S} + P_{SO_2} = P_{tot} \quad (3)$$

In the results presented below, the retrieved P_{tot} was checked against independent phase equilibrium constraints for pre-eruptive conditions. To accommodate uncertainties in f_{O_2} , we carried out calculations assuming that S is present either as H_2S (reduced, or around the Quartz-Fayalite-Magnetite buffer, QFM) or SO_2 (oxidized, i.e. 2 log units above QFM).

Evaluating the S yield related to the release of the gas phase present in the reservoir requires assessment of the quantity of this phase, a notoriously challenging task [Wallace *et al.*, 1995]. Geochemical analyses based on trace element behaviour point to proportions ranging from 1 to 6 wt% of the gas phase (expressed as bubbles in the magmatic reservoir) which holds all volatiles, including H_2O , CO_2 and S-bearing species, the high end corresponding with the apical portion of evolved magma reservoirs [Wallace *et al.*, 1995]. Gas amounts of 5–6 wt% are thought to correspond to a percolation threshold, beyond which bubbles interconnect, preventing accumulation of higher gas contents [Wallace, 2001]. Comparison of the sulphur yield of eruptions for which both petrological constraints and remote sensing, or ice core constraints on sulphur yield are available shows that, in most cases, both approaches agree if a gas content in

the reservoir of about 5 wt% is assumed [Scaillet *et al.*, 2003].

Estimation of gas content can also be achieved using the bulk vesicularity of pumice clasts, as recently shown for the rhyolite of the Changbaishan (Paektu) Millennium eruption in north Korea [Scaillet and Oppenheimer, 2023]. Here, the bulk gas content of magma at fragmentation (the sum of dissolved and exsolved volatiles) is restored assuming equilibrium conditions between gas and melt for both H₂O and CO₂ volatiles, which represent more than 95 wt% of the total volatile complement of evolved magmas. The calculation uses established solubility laws of H₂O and CO₂ in phonolitic liquids [Carroll and Blank, 1997, Burgisser *et al.*, 2012] and a modified Redlich–Kwong equation of state for describing the fugacities of corresponding species in the gas phase [Holloway, 1987]. Once that bulk H₂O and CO₂ contents are known, the amount of excess gas, if present, at reservoir conditions can be calculated if the pre-eruptive pressure is adequately constrained. The calculation assumes also that the magma retains volatiles during ascent, which has been shown to hold for felsic eruptions along a significant part of their ascent path [e.g., Newman *et al.*, 1988]. The lower melt viscosity of phonolitic magmas [Andújar and Scaillet, 2012] may permit loss of gas during early stages of magma ascent, however.

An example of such calculation is shown in Figure 1, using a bulk vesicularity of 0.75, and pre-eruption P – T of 200 MPa and 800 °C. These P – T values are typical for evolved reservoirs, including for those feeding phonolitic–trachytic eruptions [Scaillet *et al.*, 2008, Fabbriozio and Carroll, 2008, Andújar *et al.*, 2010]. We show the effect of remaining CO₂ in the matrix glass at fragmentation, for two H₂O contents in matrix glass (0.5 wt% and 1 wt%), on the restored amount of gas in a reservoir holding a phonolitic melt at 200 MPa and 800 °C. In Figure 1, a magma reaching 10 ppm CO₂ and 0.5 wt% H₂O in the residual (matrix) glass at fragmentation yields a gas content of 4 wt%. Such a magma would have a silicate melt with 1.05 wt% dissolved H₂O and 434 ppm dissolved CO₂. Increasing the residual H₂O content of the matrix glass at fragmentation to 1 wt% (orange curve) would increase the gas amount to slightly over 5 wt% with the dissolved H₂O content increasing to 2.46 wt% and the dissolved CO₂ decreasing to 319 ppm.

The residual volatiles in the matrix glass at frag-

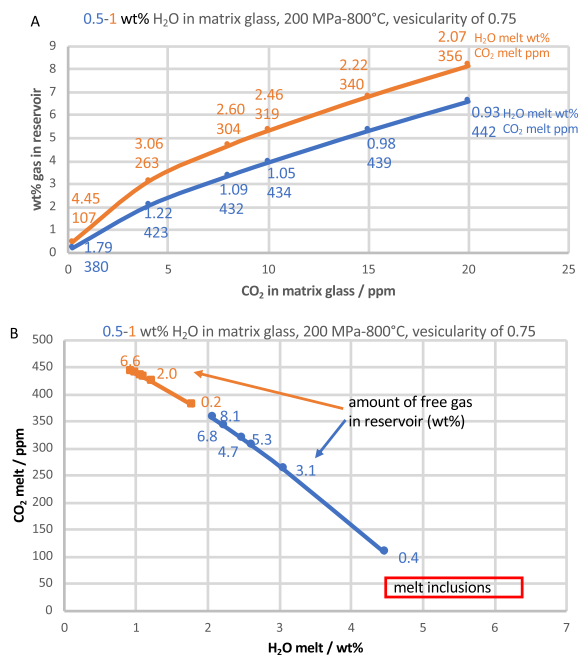


Figure 1. (a) evolution of gas mass fraction in the reservoir with the residual CO₂ content in the matrix glass for two H₂O content in the matrix glass: blue 1 wt% H₂O and orange 0.5 wt% H₂O. Both sets of calculations are performed for a terminal bulk vesicularity of 0.75. The dissolved H₂O (wt%) and CO₂ (ppm) contents of the melt phase in the reservoir are shown along each curve. (b) Same data as in (a) but showing how the dissolved H₂O and CO₂ contents in the melt vary. The red box shows typical pre-eruptive conditions for phonolitic–trachytic magmas, inferred from the analyses of dissolved volatiles in crystal-hosted glass inclusions.

mentation are poorly constrained for phonolitic eruptions, in particular the CO₂. For silicic magmas (rhyolites) available data typically show H₂O in the range 0–2 wt% and up to 20–30 ppm CO₂ [e.g., Newman *et al.*, 1988, Wadsworth *et al.*, 2020] and it is likely that phonolitic magmas display comparable values. In Figure 1b, the same calculations are shown but using a conventional diagram of dissolved H₂O–CO₂ contents in the silicate melt. The data define a single isobaric trend, showing how the amount of excess gas varies with residual CO₂ for two different residual H₂O contents. As in Figure 1a, increasing

CO₂ content leads to an increase in the amount of excess gas but also to an increase in dissolved CO₂ content at pre-eruptive conditions. These calculations can be compared with typical pre-eruptive H₂O–CO₂ contents of phonolitic magmas as inferred from H₂O–CO₂ analyses in melt inclusions, which typically reveal elevated water contents (up to 6–7 wt%) and CO₂ contents below detection limit [e.g. Cioni, 2000]. Inspection of Figure 1b suggests that phonolitic magmas have excess gas contents corresponding with the low end of the range inferred for silicic magmas [Scaillet *et al.*, 2003, Wallace, 2005].

Since we lack precise knowledge of residual volatiles in phonolitic to trachytic matrix glass at fragmentation, in the following we assume a gas content in the reservoir of 5 wt%, bearing in mind that it likely represents a maximum in most cases.

A critical aspect in performing calculations of S yields is the accuracy of melt sulphur contents, which are widely determined by electron microprobe analyses of glass inclusions in phenocrysts. This instrument affords relatively low detection limits, of order of 50–200 ppm depending on analytical conditions. Figure 2 illustrates how the calculated mass of emitted sulphur varies with melt sulphur contents, based on a notional eruption of 4 km³ of DRE magma, initially stored at 200 MPa, with 5–6 wt% H₂O and 20 ppm CO₂ in melt along with sulphur, and coexisting with 5 wt% of excess gas. The calculations are shown for both reduced and oxidized conditions. For the reduced case, taking the case of a magma whose pre-eruptive S content is at 200 ppm (and 5 wt% H₂O in melt), produces a yield of about 9.3 Tg S. Varying the S abundance by ±50 ppm corresponds to a range in the S yield from 5.3 Tg (150 ppm S) to 14.3 Tg (250 ppm). In other words a typical 50 ppm analytical uncertainty, equivalent to the standard deviation of that element in a group of melt inclusions of a single event, propagates into 50% uncertainty in the calculated S yield from the gas phase.

While the situation for oxidized conditions seems less critical, an uncertainty of order 50% in S yield still emerges. The two curves shown for reduced conditions illustrate also that the melt water content is a critical parameter. An increase of H₂O content of 1 wt% (from 5 to 6 wt%) for the same magma reduces S yield by around 30% to 6.3 Tg. It is thus essential to quantify as precisely as possible pre-eruptive conditions in order to calculate volatile yields associated

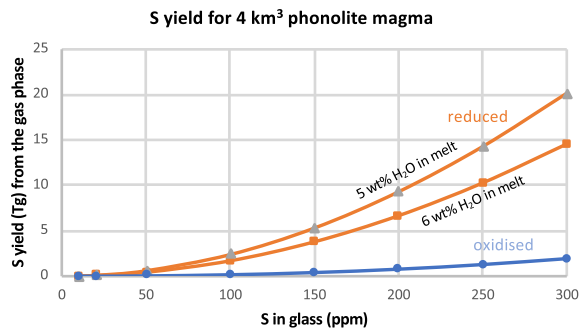


Figure 2. Variation of the sulphur yield with pre-eruptive melt sulphur content (S in glass) for a phonolitic magma stored at 200 MPa, 760 °C and with 5 wt% excess gas, calculated for either reduced (pyrrhotite-bearing) or oxidized conditions. For reduced conditions, results are shown for two pre-eruptive melt water contents. A variation in ±50 ppm of sulphur in matrix glass corresponds to a variation of the calculated sulphur yield of ±50%.

with volcanic eruptions.

2.1. Caveats

Our method is primarily aimed at estimating the S content of bubbles, whether in the residual melt or trapped along with a melt inclusion inside a phenocryst. If at equilibrium, the bubble composition is independent of its location (inside a melt inclusion within the crystal or outside the crystal). Methods have been developed to determine the composition of gas bubbles coexisting with melt inclusions in phenocrysts [e.g., Wallace *et al.*, 2015, 2021, Aster *et al.*, 2016], including their solid compounds or precipitates [e.g. Venugopal *et al.*, 2020, Schiavi *et al.*, 2020]. These reveal that a significant part of CO₂ and S of the MI and coexisting bubble in basaltic rocks resides in the bubble. What could affect our calculations is if the bubbles in the melt inclusions are shrinkage bubbles arising from cooling, or in other words, if exsolution of volatiles has occurred after entrapment as inferred for mafic compositions [e.g. Wallace *et al.*, 2015, Venugopal *et al.*, 2020, Schiavi *et al.*, 2020], thereby changing the amount of S (and CO₂) dissolved in the melt inclusion pre-eruptively, which would change the corresponding fugacities. However, while exsolution during cooling is conceivable for low viscous mafic melts, the colder and viscous

felsic melts we consider here are much less susceptible. The fact that S contents of matrix glass are comparable to those of melt inclusions in explosively erupted felsic magmas [e.g., Westrich and Gerlach, 1992] is direct evidence for limited exsolution of S before the glass transition temperature is crossed.

Conversely, some of the S present in the excess fluid in the reservoir could condense as a solid phase during eruption (i.e. upon cooling) [Rose Jr, 1977, Schmauss and Keppler, 2014], such as shown for the Pinatubo 1991 eruption [Jakubowski *et al.*, 2002]. This process would reduce the amount of S released to the atmosphere. An additional process excluded in our calculations is breakdown of S-bearing minerals, such as pyrrhotite or anhydrite, during magma ascent. For “cold” magmas, however, this process is kinetically inhibited, as shown by Gerlach *et al.* [1996] for the 1991 Pinatubo eruption.

The preceding discussion illustrates some key sources of uncertainty in the petrologic method, in addition to uncertainties in eruption magnitude and proportion of exsolved fluid, which both scale linearly with S yield. In most cases, eruption magnitude is uncertain at least to a factor of two [Scaillet and Oppenheimer, 2024]. While these sources of uncertainty may seem very large, even spaceborne observations of eruption yields are subject to comparable uncertainty, as are extrapolations of ice core S abundances to total S yields to the stratosphere.

3. Application

The essential figures calculated for each event are listed in Table 1, while Figure 3 compares the S content of the corresponding fluid phase with that estimated for other arc-related magmas.

3.1. *Tambora*

We first consider the 1815 eruption of Tambora, for which independent estimates of sulphur yield are available based on recorded deposition of sulphur in bipolar ice cores. These indicate a stratospheric injection of 28 Tg of S [Toohey and Sigl, 2017], approximately three times the amount measured for the Pinatubo emission. A recent re-evaluation of volatile yields (based on melt inclusions) has concluded that about 74 Tg S were emitted from melt degassing [Pouget *et al.*, 2023]. The eruption, with an estimated

output of 30–40 km³ DRE of magma [Self *et al.*, 2004, Kandlbauer and Sparks, 2014] is around 4–8 times greater in magnitude than that of Pinatubo. From Self *et al.* [2004] and Andújar and Scaillet [2012], the magma was stored at a pressure of around 100 MPa, a temperature of 935 °C, with a melt water content of about 3 wt% at an fO_2 around QFM+2. The average sulphur content of melt inclusions ranges from 689 to 775 ppm [Self *et al.*, 2004, Pouget *et al.*, 2023] and in the following we take a value midway between these two studies (732 ppm).

For reduced conditions, the fluid phase would have more than 30 wt% sulphur, while for oxidised conditions the sulphur content would be around 11 wt% (Table 1, Figure 3). For a 5 wt% gas phase in the reservoir and 35 km³ DRE of magma, the upper bounds for the sulphur released from the excess gas are 1415 Tg (reduced) and 502 Tg (oxidised), the lower value being already more than 10 times the stratospheric S injection estimated based on ice core records. For 1 wt% excess gas, the corresponding amounts are 283 and 100 Tg S, respectively. Considering the inferred high fO_2 [Self *et al.*, 2004], the lower bounds of these ranges seem more appropriate. This suggests that had the reservoir been gas-saturated, the amount of such a free gas phase was <1 wt%, or <0.5 wt% considering that a significant part of S yield comes from melt degassing alone [Self *et al.*, 2004, Pouget *et al.*, 2023]. The low vesicularity of Tambora pumices [<60%, Suhendro *et al.*, 2021] compared with other plinian eruptions of felsic magmas [70–80%, Thomas *et al.*, 1994], is consistent with a low pre-eruptive excess gas content. This first example already illustrates that the assumption of abundant gas in the reservoir may not be universal, calling for a case by case approach when calculating past S emissions. Gas loss prior to eruption during magma storage has been inferred for the so-called Millenium Eruption of Paektu [Scaillet and Oppenheimer, 2023] and the 1815 Tambora event may be an additional example.

3.2. *Laacher See*

Pre-eruptive conditions have been experimentally determined by Harms *et al.* [2004] and Berndt *et al.* [2001]. These works concluded that the uppermost part of the magma reservoir, which yielded most (4 km³ DRE) of the erupted material was

Table 1. Volatile contents, fluid phase compositions and calculated sulphur yields of famous phonolite–trachyte eruptions

	Tambora		Laacher See		Campanian Ignimbrite (Plinian)		Vesuvius Pompei		Vesuvius Avellino	
	Reduced	Oxidised	Reduced	Oxidised	Reduced	Oxidised	Reduced	Oxidised	Reduced	Oxidised
P, bar	1010	800	1796	1760	1950	1950	1940	1920	2020	1900
T, °C ^a	935	935	760	760	760	760	815	815	785	785
H ₂ O, wt% ^a	0.030	0.030	0.056	0.056	0.060	0.060	0.063	0.063	0.060	0.060
CO ₂ , ppm ^a	20	20	20	20	20	20	20	20	20	20
S, ppm ^a	732	732	270	270	100	100	200	200	560	560
<i>f</i> H ₂ O, bar ^b	510	510	1209	1209	1330	1330	1422	1422	1330	1330
<i>f</i> CO ₂ , bar ^c	197	197	197	197	197	197	197	197	197	197
<i>f</i> H ₂ S, bar ^d	331		45		6		25		194	
<i>f</i> SO ₂ , bar ^e		95		10		1		5		52
PH ₂ O, bar	555	548	1639	1633	1830	1830	1799	1797	1763	1748
PCO ₂ , bar	154	162	122	123	116	116	117	118	114	118
PH ₂ S, bar	296	0	35	0	5	0	19	0	143	0
PSO ₂ , bar	0	88	0	7	0	1	0	3	0	37
Fluid composition, molar										
XH ₂ O	0.550	0.685	0.912	0.928	0.938	0.938	0.927	0.936	0.873	0.920
XCO ₂	0.152	0.203	0.068	0.070	0.060	0.060	0.060	0.061	0.056	0.062
XH ₂ S	0.293		0.020		0.002		0.010		0.071	
XSO ₂		0.110		0.004		0.000		0.002		0.019
Fluid composition, wt%										
H ₂ O	0.3725	0.4355	0.8179	0.8330	0.8621	0.8647	0.8485	0.8569	0.7631	0.8067
CO ₂	0.2525	0.3151	0.1488	0.1538	0.1337	0.1341	0.1349	0.1373	0.1202	0.1334
H ₂ S	0.3750		0.0333		0.0042		0.0166		0.1167	
SO ₂		0.2494		0.0131		0.0012		0.0058		0.0599
S fluid, wt%	0.3516	0.1247	0.0312	0.0066	0.0039	0.0006	0.0155	0.0029	0.1094	0.0299
Bulk S content, wt%	0.352	0.125	0.156	0.033	0.020	0.003	0.078	0.015	0.547	0.150
Fluid, wt%	0.01	0.01	0.05	0.05	0.05	0.05	0.05	0.05	0.05	0.05
vol magma, km ³	35	35	4.04	4.04	23	23	0.50	0.5	0.1	0.1
mass S, Tg	283	100	14.5	3.1	10.3	1.6	0.89	0.17	1.26	0.34

^a The pre-eruptive temperature. dissolved H₂O, S and CO₂ contents come from: Tambora: Self et al. [2004], Pouget et al. [2023], Andújar and Scaillet [2012]; Laacher See: Harms et al. [2004], Berndt et al. [2001], Harms and Schmincke [2000]; Campanian Ignimbrite: Signorelli et al. [2001], Marianelli et al. [2006]; Vesuvius: Scaillet et al. [2008], Cioni [2000], Signorelli et al. [1999].

^b $f_{\text{H}_2\text{O}} = 10^{((\text{Log}(\text{wt}\% \text{H}_2\text{O}) - \text{Log}(0.0329))/0.7238)}$, from Carroll and Blank [1997].

^c $f_{\text{CO}_2} = 10^{((\text{Log}(\text{wt}\% \text{CO}_2) - \text{Log}(0.000005611))/1.112)}$, from Burgisser et al. [2012].

^d $f_{\text{H}_2\text{S}} = 10^{((\text{Log}(\text{wt}\% \text{S}) - \text{Log}(0.004))/0.501)}$, from Burgisser et al. [2012].

^e $f_{\text{SO}_2} = 10^{((\text{Log}(\text{wt}\% \text{S}) - \text{Log}(0.01))/0.437)}$, from Burgisser et al. [2012].

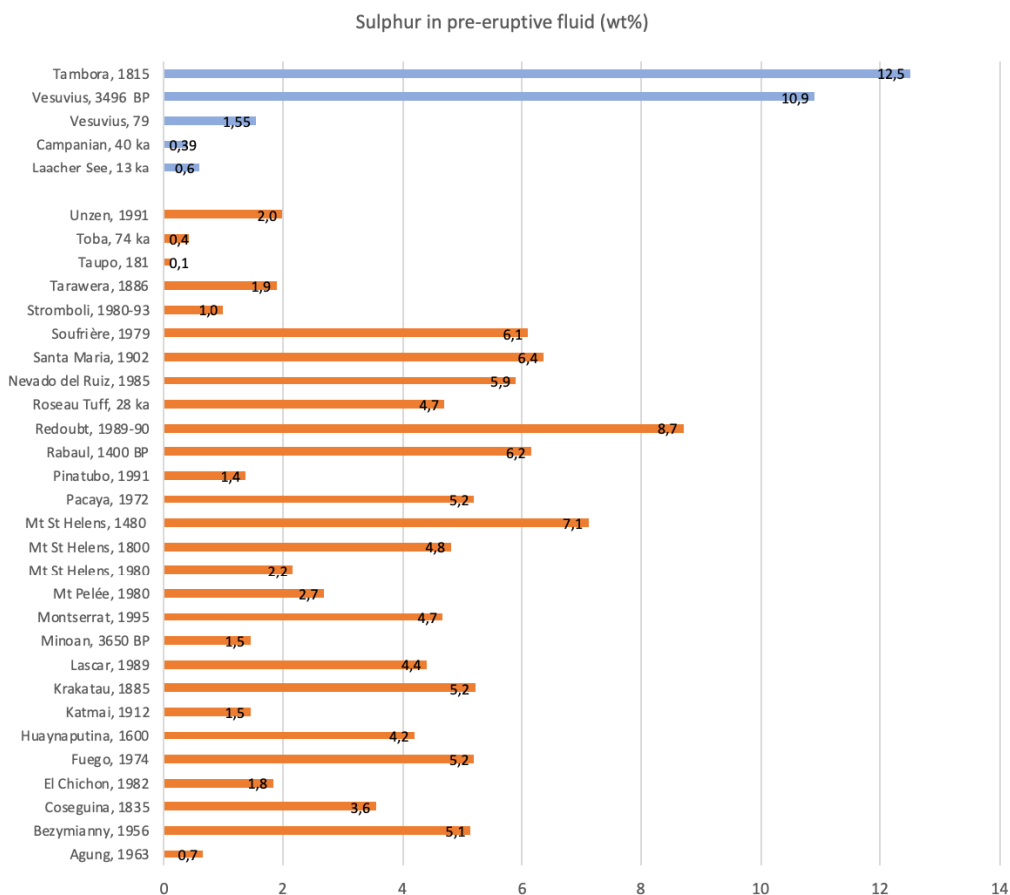


Figure 3. The sulphur content of the excess gas phase (in wt%) in the reservoir of several volcanic eruptions, calculated using petrologic and thermodynamic constraints on pre-eruptive P - T - H_2O - fO_2 conditions. Data for calco-alkaline magmas are from Scaillet *et al.* [2003]. See text for details of calculations.

comparatively cool (about 760 °C), water-rich (5–6 wt% dissolved H_2O) and possibly gas-saturated, and in the pressure range of 150 to 200 MPa. This magma appears to have been relatively oxidised, based on S^{6+}/S^{2-} ratios in melt inclusions [Harms and Schmincke, 2000] and the presence of hauyne in the mineral assemblage [Wörner and Schmincke, 1984, Berndt *et al.*, 2001]. The sulphur coming from melt degassing of that part has been estimated at 0.45 Tg [Harms and Schmincke, 2000]. The low-ermost, more mafic part of the erupted magma (2.3 km³ DRE), is thought to have been gas-free, reflecting its lower water content (4 wt% H_2O). Accordingly, its contribution to the sulphur yield corresponds to the sulphur exsolved from melt during

decompression, estimated as 1.45 Tg [Harms and Schmincke, 2000].

Analyses of melt inclusions from the upper part of the Laacher See reservoir indicate a pre-eruptive S content average of 270 ppm [Harms and Schmincke, 2000]. Calculations of S-species fugacities and partial pressures, and the corresponding fluid phase compositions are reported in Table 1. The sulphur content of the fluid varies between 3.1 wt% (reduced) and 0.7 wt% (oxidised), falling within the range estimated for typical arc magmas [Scaillet *et al.*, 2003] (Figure 3). Assuming an upper value of gas content in reservoirs of 5 wt% (which includes the contribution of all gas species) and taking a magma DRE volume of 4 km³, then, depending on redox state, the Laacher

See eruption may have released up to 1.5 Tg (oxidised) or 13.6 Tg (reduced) sulphur in addition to that released by the melt [$0.45 + 1.45 = 1.9$ Tg, Harms and Schmincke, 2000]. This amounts to a total release of sulphur in the range 3–15 Tg.

3.3. *Campanian ignimbrite*

The 39.85 ka BP [Giaccio *et al.*, 2017] Campanian Ignimbrite erupted an estimated 155–265 km³ DRE (or $4.1\text{--}6.9 \times 10^{14}$ kg) of magma [Marti *et al.*, 2016, Silleni *et al.*, 2020]. Phase equilibrium constraints show that the upper part of the magma body was stored at pressures of 140 to 200 MPa, at a temperature of 740–780 °C, and at or close to H₂O saturation, i.e. with dissolved H₂O in the melt of about 6 wt% [Fabrizio and Carroll, 2008], the latter consistent with melt inclusion constraints [Marianelli *et al.*, 2006]. These temperature estimates are significantly lower than those based on clinopyroxene-melt thermometry [900–950 °C; Forni *et al.*, 2016], suggesting that clinopyroxene may record early stages of magma evolution and not later pre-eruptive conditions.

The pre-eruptive sulphur content of the melt has been studied in some detail by Signorelli *et al.* [2001] by analysing melt inclusions in phenocrysts belonging to the early plinian phase of the event, which ejected an estimated 23 km³ DRE of magma [Marti *et al.*, 2016]. Melt inclusions in phenocrysts inferred to record pre-eruptive conditions (salitic pyroxenes) have sulphur contents below the detection limit of electron microprobe (EMPA) (approximately 200 ppm for the given analytical conditions). Whole rock analyses (which are representative of matrix glass analyses owing to the low crystal content of the rock of about 5%) indicate values of 110–140 ppm of undegassed sulphur [Signorelli *et al.*, 2001]. Sulphur measurements made by Marianelli *et al.* [2006] of various MI from both the fallout or ignimbrite deposits range from below 100 ppm for the H₂O-rich MI to over 500 ppm for H₂O-poor MI. For our calculations, we take a pre-eruptive sulphur content of 100 ppm, assuming that the H₂O-rich portion represents the top part of the reservoir which fueled the plinian column. The prevalence of pyrrhotite inclusions in pyroxene suggests reduced conditions [Signorelli *et al.*, 2001]. MELTs simulation of liquid lines of descent has also suggested that the redox state during crystallization was around QFM [Fowler *et al.*,

2007]. Some petrological information on volatiles is available for both H₂O and CO₂ but not for sulphur for the voluminous ignimbrite component of the deposit [Moretti *et al.*, 2019], precluding evaluation of its pre-eruptive sulphur budget.

The results (Table 1) indicate a sulphur content of the gas phase of 0.4 wt% under reduced conditions (Figure 3). For the 23 km³ (DRE) magma erupted in the plinian phase, the sulphur yield arising from exsolved gas (5 wt%) in the reservoir under reduced conditions amounts to 9.7 Tg. This is similar to the 10 Tg S erupted by the 1991 Pinatubo eruption which ejected 5 km³ DRE of magma [Guo *et al.*, 2004], underscoring the fact that alkaline magmas do not necessarily eject more S than calc-alkaline magmas. Similar calculations performed for oxidised conditions (all SO₂) yield a sulphur fluid content of 0.15 wt% (Figure 3) and a bulk sulphur yield of 0.8 Tg, which is a tenth of the reduced scenario. Taking the higher estimate inferred for the plinian phase as representative of the entire erupted magma would imply a total S yield of order 100 Tg S. Note, however, that this scaling implies a constant gas content in the reservoir, which is unlikely considering the propensity of gas bubbles to migrate upwards, as demonstrated for the Bishop Tuff [Wallace *et al.*, 1995]. It also assumes that all eruptive components (plinian, ignimbrite) are equally able to release their volatiles into the atmosphere, which is also unlikely [e.g., Pecchia *et al.*, 2023].

3.4. *Vesuvius*

The erupted volume of phonolite to tephriphonolite magmas for the renowned 79 CE eruption is estimated as 1.5 km³ DRE [Cioni *et al.*, 2008], around a third that of Pinatubo's 1991 eruption. Pre-eruptive conditions of the phonolite magma have been defined via phase equilibrium and melt inclusion studies [Cioni, 2000, Scaillet *et al.*, 2008] indicating a reservoir pressure of 200 ± 20 MPa, temperature of 815 ± 10 °C and water-rich conditions (6–6.5 wt%). The sulphur content of phonolitic melt inclusions was found to be below the EMPA detection limit [200 ppm, Cioni, 2000], therefore we take this figure as the maximum sulphur concentration at the top of the reservoir. Similarly, the CO₂ content was found to be below the FTIR analysis detection limit [Cioni, 2000], and therefore we use a pre-eruptive

value of 20 ppm. Redox conditions have been estimated to lie around the NNO solid buffer, consistent with presence of sulphide globules.

For these conditions, our calculations indicate that the fluid phase in the apical portion of the magma body had a sulphur content of 1.6 wt% (Table 1, Figure 3), if reduced, corresponding to a sulphur yield for the phonolitic part of the deposit [about 0.5 km³ DRE, Cioni *et al.*, 2008] of around 0.8 Tg, comparable to that released by the 1980 El Chichón eruption [Mexico, Krueger *et al.*, 2008]. Alternatively, for oxidising conditions, with SO₂ prevalent over H₂S in the fluid, then we calculate a sulphur content of the fluid of 0.3 wt% yielding 0.1 Tg of sulphur to the atmosphere.

Pre-eruptive conditions for the Bronze Age Avellino plinian eruption, dated 1890 calBCE [Sevink *et al.*, 2021], are similar to those for the 79 CE “Pompeii” eruption in terms of *P–T–H₂O* [Scaillet *et al.*, 2008, Balcone-Boissard *et al.*, 2012]. The sulphur content appears to have been higher than for the 79 CE eruption, averaging 560 ppm [Signorelli *et al.*, 1999]. This gives a sulphur content in the fluid of 11 wt% for reduced, or 3 wt% for oxidised, conditions. The modest magnitude, estimated as 0.9 km³ DRE, of which 0.1 km³ were phonolite [Cioni *et al.*, 2008, Sulpizio *et al.*, 2010], translates into a sulphur yield of less than 1.5 Tg in both cases (1.2–0.17 Tg, respectively).

4. Discussion

Our estimated upper limits for the sulphur yields of these renowned eruptions are comparatively modest, with the possible exception of the Campanian Ignimbrite. The restored gas+melt S contents (i.e. S content of the magma before eruption, excluding that locked in sulphide/sulphate minerals, which is not available for degassing) range from 37 ppm up to 5130 ppm (Table 1). In detail, considering the likely redox state (with regard to S) of erupted magmas (oxidized for Laacher See and sulphide-bearing for the others), the bulk content of S is in general of order several 10² ppm and not several 10³ ppm, except for Avellino. This parameter is compared with the values calculated for calc-alkaline magmas by Scaillet *et al.* [2003] using the same general methodology (Figure 4).

Excluding the case of Avellino eruption, the bulk S contents of alkaline magmas appear to be slightly lower than those of arc magmas. This could reflect the oxidized nature of calc-alkaline magmas which allows efficient mafic-to-felsic S transfer during fractionation, by inhibiting extensive sulphide fractionation [e.g. Scaillet and Macdonald, 2006]. However, the case of Laacher See, an oxidized yet S-poor magma, does not fit with such a scenario. The apparent low S content of alkaline felsic magmas may primarily reflect the source rather than a process but additional data are clearly needed to furnish a more robust statistical lens on this question.

The sulphur yield of alkaline magmas is positively correlated with the volume (DRE) of magma emitted, falling along the same trend defined by arc magmas (Figure 5). At a given volume a dispersion of 1–2 orders of magnitude in sulphur yield is apparent, in particular for large eruptions, stressing that eruption size alone is not a good guide to S yield (and potential climate impact).

Below we consider our S estimates for alkaline magmas in the light of previous estimates, and discuss their relevance in the context of climate proxies and modelling efforts.

4.1. *Laacher See*

Schmincke *et al.* [1999] and Harms and Schmincke [2000] estimated syn-eruptive exsolution and degassing of order 2 Tg S for the Laacher See eruption. Drawing an analogy with Pinatubo 1991, Schmincke *et al.* [1999] suggested the total yield could have been as much as 150 Tg S. Based on more specific consideration of the mineralogy and petrology of Laacher See’s products, Harms and Schmincke [2000] suggested a total yield of at least 10 Tg S, speculating that it may have been “appreciably more”. A subsequent work acknowledging the implications of redox state suggested a range of 1.7–49 Tg S [Textor *et al.*, 2003]. More recently, Baldini *et al.* [2018] argued for a release of order 42 Tg S drawing on scaling arguments and sulphur emissions data for other non-basaltic eruptions. This high emission led them to suggest a prominent sulphur anomaly in the Greenland Ice Sheet Project 2 (GISP2) core might represent the Laacher See eruption, though this match has been discounted by subsequent high-precision dating of the eruption [Reinig *et al.*, 2021]. They also

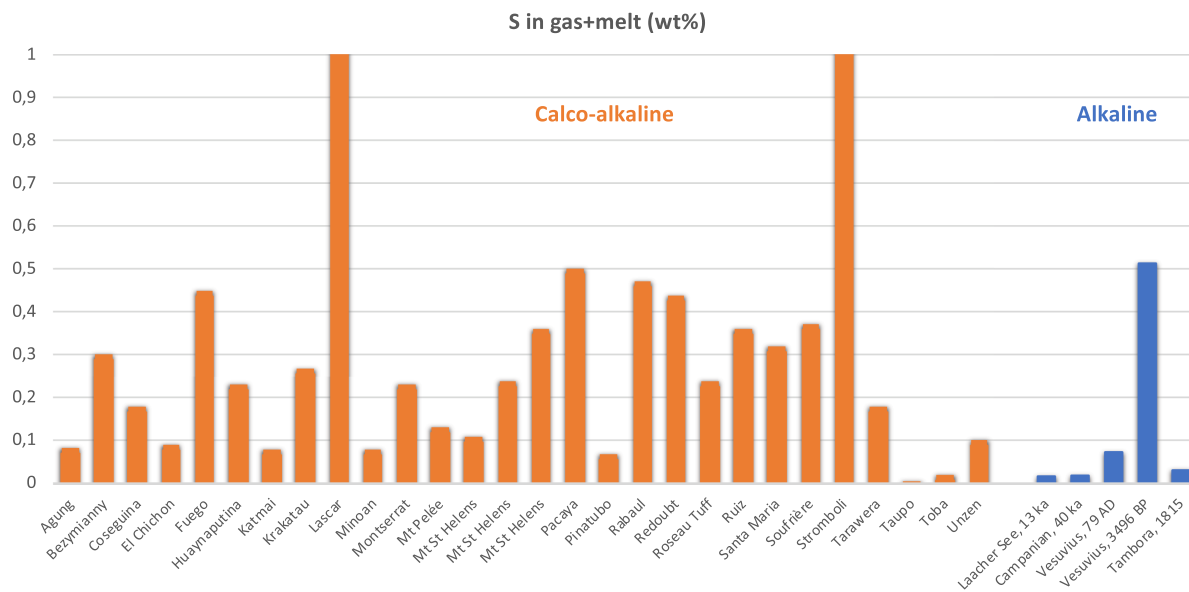


Figure 4. The calculated bulk sulphur content stored in both melt and pre-existing gas phases. Data from calco-alkaline magmas are from Scaillet *et al.* [2003]. The values corresponding to Lascar and Stromboli volcanoes are beyond the range shown (7 and 36 wt% sulphur respectively).

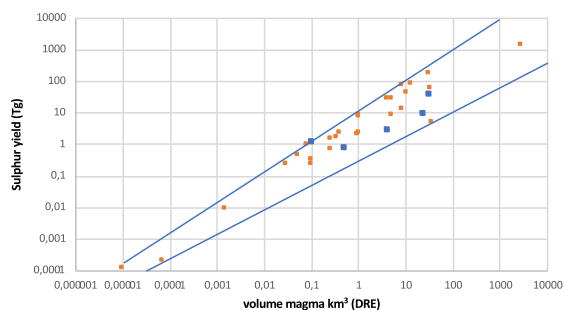


Figure 5. Relationship between volume of magma erupted and corresponding sulphur yield for calco-alkaline (orange) and alkaline (blue) magmas. The data for calco-alkaline magmas are from Scaillet *et al.* [2003].

suggested that with such a high sulphur yield, the eruption may have played a role in triggering the Younger Dryas.

A study by Graf and Timmreck [2001] presented a simulation of the climate response to the Laacher See eruption, based on a 7.5 Tg S injection. Though not intended as palaeoclimate simulations, work by Niemeier *et al.* [2020] nevertheless has some bearing on understanding dispersal of the Laacher See ash

and gas emissions and their radiative effects. They modelled sulphur chemistry and ash dispersion for a range of scenarios predicated on a “Laacher See-type” eruption with 0.75, 7.5 and 50 Tg S emissions. Based on our upper limit of 3–15 Tg of S, the lower emission scenarios would be more representative for understanding the potential climatic impacts of the Laacher See eruption, and for targeting any search of polar ice core records for its signature (which will ultimately rest on geochemical fingerprinting of ash grains). We stress that the oxidised nature of erupted rocks points to an S yield for the Laacher See event lying at the lower end of our calculated range, i.e. 3 Tg S.

The 3 Tg S estimate corresponding to oxidised conditions, as suggested by petrological arguments, may seem counterintuitive but the lower sulphur content of the gas phase at high fO_2 is an unavoidable consequence of the higher solubility of sulphur in silicate melt at high fO_2 [Carroll and Rutherford, 1987]: in other words higher sulphur contents are achieved with lower P_{SO_2} relative to P_{H_2S} : As readily apparent from Equation (1), a lower P_{SO_2} translates into a lower mole fraction of SO_2 in the coexisting fluid phase, and thus a lower sulphur content.

4.2. Campanian ignimbrite

Our calculations for the Campanian Ignimbrite allow for a sizeable sulphur release (up to an order of magnitude greater than that of the 1991 Pinatubo eruption). However, they are not consistent with far higher estimates, exceeding 1 Pg S [Scaillet *et al.*, 2003, and reported in Fedele *et al.*, 2007]. Meanwhile, Marti *et al.* [2016] estimated a yield of 84–89 Tg S. Clearly, it is the mass of erupted magma that makes this event potentially important from the viewpoint of S yield, not intrinsically high S content of the magma (Figure 2).

Curiously, very few data are presently available for S content in MI in minerals from the different CI deposits. This is probably because most of the MI have S concentrations below typical EMPA detection limits, although some data [Webster *et al.*, 2003] suggest SO₂ contents up to 2800 ppm. The genesis of the CI magma is debated, and reflects complex open-system processes of crystallization, assimilation and recharge [Fowler *et al.*, 2007]. Based on MI data, Marianelli *et al.* [2006] suggested that the plinian phase (corresponding to >20 km³ of magma) was fed by magma which had ascended from the main magma body to a depth of 2–3 km depth. If this is the case, the presence of a large amount of fluid phase in the deeper (6–8 km) reservoir could be questioned. Recent work has also suggested that a large part of the magma erupted derived from thermal reactivation of a large body of crystal mush in the deeper reservoir [Forni *et al.*, 2016, Di Salvo *et al.*, 2020]. In this scenario, the process by which a free, S-bearing, fluid phase accumulates in the reservoir is unclear [see Parmigiani *et al.*, 2016]. Further progress in estimating the S release to the atmosphere for CI eruption requires deeper understanding of the petrogenesis of the magma combined with more comprehensive MI studies. The behaviour of volatiles associated with ignimbrite formation (*i.e.*, processes accompanying and following column collapse) also requires further study [*e.g.*, Peccia *et al.*, 2023].

4.3. Vesuvius

We note that our low estimated yield of sulphur for the 79 CE eruption is consistent with the lack of a prominent sulphur anomaly in Greenland ice cores at depths consistent with the age of the 79 CE eruption [Plunkett *et al.*, 2022].

5. Concluding remarks

Our calculations highlight the important role of redox conditions, with estimates of sulphur yields for the considered eruptions differing by an order of magnitude depending on whether reduced or oxidised conditions apply. Clearly oxidising conditions, which enhance the solubility of sulphur in silicate melts, limit sulphur partition into the fluid phase. Other factors being equal, higher temperature should have the same effect because increasing temperature increases sulphur solubility in silicate melts [*e.g.*, Clemente *et al.*, 2004].

The role of chlorine needs to be addressed as well. Experiments have shown that addition of chlorine increases the solubility of sulphur by a factor of up to two in rhyodacite melt [Botcharnikov *et al.*, 2004]. Phonolite and trachyte magmas are generally Cl-rich [*e.g.*, Signorelli and Carroll, 2000], hence an abundance of chlorine may affect sulphur behaviour as well. The results of Botcharnikov *et al.* [2004] suggest that our calculated sulphur contents for the gas phase could be overestimated by 50% or more. We note however that in the case of Vesuvius, whose mafic melt inclusions hold up to 2000 ppm S [Cioni *et al.*, 1995], the Cl-rich character of felsic MI (up to 1 wt% Cl) did not act to sustain high S contents during magma evolution, possibly because sulphur was continuously scavenged into the fluid during fractionation.

Our results clearly discount any suggestion that alkaline magmas, *i.e.*, trachytes and phonolites, are special in respect of sulphur emissions during explosive eruptions. Excluding perhaps the case of Campanian Ignimbrite, the other eruptions we have considered yield sulphur emissions comparable with, or even lower than, those associated with the 1991 Pinatubo eruption. It appears also that there is considerable variability between alkaline magmas. Without robust petrological control, simple extrapolation from one case to another (even for similar chemistries such as with Vesuvius 79 CE and Avellino) is inadvisable.

While we restrict our work to only four centres for which volcanological and petrological knowledge is extensive, we note that many other alkaline provinces deserve similar attention: oceanic island volcanoes can erupt voluminous quantities of trachyte or phonolite, such as manifested in the

Canary islands [Andújar *et al.*, 2008]. Further prominent examples include the Kenyan flood phonolites, which comprise more than 50,000 km³ of Miocene lavas and tephra deposits [Macdonald, 2002], and alkaline volcanic centres of the West Antarctic Rift System. More experimental work is needed to quantify the S behaviour in alkaline undersaturated magmas, in particular in the presence of a multicomponent fluid phase, in addition to the requirements for detailed petrological understanding of erupted products.

Declaration of interests

The authors do not work for, advise, own shares in, or receive funds from any organization that could benefit from this article, and have declared no affiliations other than their research organizations.

Funding

This work was partly funded by labex VOLTAIRE project (ANR-10-LABX-100-01) and equipex PLANEX (ANR-11-EQPX-0036). CO acknowledges support from NERC grant NE/N009312/1.

Acknowledgements

The manuscript greatly benefited from the constructive comments of two anonymous reviewers and from the efficient editorial handling of Francois Chabaux.

References

- Abbott, P. M., Niemeier, U., Timmreck, C., *et al.* (2021). Volcanic climate forcing preceding the inception of the Younger Dryas: implications for tracing the Laacher See eruption. *Quater. Sci. Rev.*, 274, article no. 107260.
- Anderson Jr, A. T., Newman, S., Williams, S. N., Druitt, T. H., Skirius, C., and Stolper, E. (1989). H₂O, CO₂, Cl, and gas in Plinian and ash-flow Bishop rhyolite. *Geology*, 17(3), 221–225.
- Andújar, J., Costa, F., and Martí, J. (2010). Magma storage conditions of the last eruption of Teide volcano (Canary Islands, Spain). *Bull. Volcanol.*, 72, 381–395.
- Andújar, J., Costa, F., Martí, J., Wolff, J. A., and Carroll, M. R. (2008). Experimental constraints on pre-eruptive conditions of phonolitic magma from the caldera-forming El Abrigo eruption, Tenerife (Canary Islands). *Chem. Geol.*, 257(3–4), 173–191.
- Andújar, J. and Scaillet, B. (2012). Relationships between pre-eruptive conditions and eruptive styles of phonolite–trachyte magmas. *Lithos*, 152, 122–131.
- Aster, E. M., Wallace, P. J., Moore, L. R., Watkins, J., Gazel, E., and Bodnar, R. J. (2016). Reconstructing CO₂ concentrations in basaltic melt inclusions using Raman analysis of vapor bubbles. *J. Volcanol. Geotherm. Res.*, 323, 148–162.
- Balcone-Boissard, H., Boudon, G., Ucciani, G., Villemant, B., Cioni, R., Civetta, L., and Orsi, G. (2012). Magma degassing and eruption dynamics of the Avellino pumice Plinian eruption of Somma–Vesuvius (Italy). Comparison with the Pompeii eruption. *Earth Planet. Sci. Lett.*, 331, 257–268.
- Baldini, J. U., Brown, R. J., and Mawdsley, N. (2018). Evaluating the link between the sulfur-rich Laacher See volcanic eruption and the Younger Dryas climate anomaly. *Clim. Past*, 14(7), 969–990.
- Berndt, J., Holtz, F., and Koepke, J. (2001). Experimental constraints on storage conditions in the chemically zoned phonolitic magma chamber of the Laacher See volcano. *Contrib. Mineral. Petrol.*, 140(4), 469–486.
- Bonadonna, C., Biass, S., and Costa, A. (2015). Physical characterization of explosive volcanic eruptions based on tephra deposits: propagation of uncertainties and sensitivity analysis. *J. Volcanol. Geotherm. Res.*, 296, 80–100.
- Botcharnikov, R. E., Behrens, H., Holtz, F., Koepke, J., and Sato, H. (2004). Sulphur and chlorine solubility in Mt. Unzen rhyodacitic melt at 850 C and 200 MPa. *Chem. Geol.*, 213(1–3), 207–225.
- Büntgen, U., Arseneault, D., Boucher, É., *et al.* (2020). Prominent role of volcanism in Common Era climate variability and human history. *Dendrochronologia*, 64, article no. 125757.
- Burgisser, A., Oppenheimer, C., Alletti, M., Kyle, P. R., Scaillet, B., and Carroll, M. R. (2012). Backward tracking of gas chemistry measurements at Erebus volcano. *Geochem. Geophys. Geosyst.*, 13(11), article no. Q11010.
- Cadoux, A., Scaillet, B., Bekki, S., Oppenheimer,

- C., and Druitt, T. H. (2015). Stratospheric ozone destruction by the Bronze-Age Minoan eruption (Santorini volcano, Greece). *Sci. Rep.*, 5, article no. 12243.
- Carroll, M. R. and Blank, J. G. (1997). The solubility of H₂O in phonolitic melts. *Am. Mineral.*, 82(5–6), 549–556.
- Carroll, M. R. and Rutherford, M. J. (1987). The stability of igneous anhydrite: experimental results and implications for sulphur behavior in the 1982 El Chichon trachyandesite and other evolved magmas. *J. Petrol.*, 28(5), 781–801.
- Carroll, M. R. and Webster, J. D. (1994). Volatiles in Magmas. *Rev. Mineral. Geochem.*, 30(1), 231–279.
- Cioni, R. (2000). Volatile content and degassing processes in the AD 79 magma chamber at Vesuvius (Italy). *Contrib. Mineral. Petrol.*, 140(1), 40–54.
- Cioni, R., Bertagnini, A., Santacroce, R., and Andronico, D. (2008). Explosive activity and eruption scenarios at Somma-Vesuvius (Italy): towards a new classification scheme. *J. Volcanol. Geotherm. Res.*, 178(3), 331–346.
- Cioni, R., Civetta, L., Marianelli, P., Metrich, N., Santacroce, R., and Sbrana, A. (1995). Compositional layering and syn-eruptive mixing of a periodically refilled shallow magma chamber: the AD 79 Plinian eruption of Vesuvius. *J. Petrol.*, 36(3), 739–776.
- Clemente, B., Scaillet, B., and Pichavant, M. (2004). The solubility of sulphur in hydrous rhyolitic melts. *J. Petrol.*, 45(11), 2171–2196.
- Devine, J. D., Sigurdsson, H., Davis, A. N., and Self, S. (1984). Estimates of sulphur and chlorine yield to the atmosphere from volcanic eruptions and potential climatic effects. *J. Geophys. Res.: Solid Earth*, 89(B7), 6309–6325.
- Di Salvo, S., Avanzinelli, R., Isaia, R., Zanetti, A., Druitt, T., and Francalanci, L. (2020). Crystal-mush reactivation by magma recharge: Evidence from the Campanian Ignimbrite activity, Campi Flegrei volcanic field, Italy. *Lithos*, 376, article no. 105780.
- Ducea, M. N., McInnes, B. I., and Wyllie, P. J. (1994). Sulphur variations in glasses from volcanic rocks: effect of melt composition on sulphur solubility. *Int. Geol. Rev.*, 36(8), 703–714.
- Engwell, S. L., Aspinall, W. P., and Sparks, R. S. J. (2015). An objective method for the production of isopach maps and implications for the estimation of tephra deposit volumes and their uncertainties. *Bull. Volcanol.*, 77(7), 1–18.
- Fabbrizio, A. and Carroll, M. R. (2008). Experimental constraints on the differentiation process and pre-eruptive conditions in the magmatic system of Phlegraean Fields (Naples, Italy). *J. Volcanol. Geotherm. Res.*, 171(1–2), 88–102.
- Fedele, F. G., Giaccio, B., Isaia, R., Orsi, G., Carroll, M., and Scaillet, B. (2007). *The Campanian Ignimbrite Factor: Towards a Reappraisal of the Middle to Upper Palaeolithic 'transition'*. Left Coast Press, Walnut Creek, CA.
- Ferry, J. M. and Baumgartner, L. (1987). Thermodynamic models of molecular fluids at the elevated pressures and temperatures of crustal metamorphism. *Rev. Mineral. Geochem.*, 17(1), 323–365.
- Forni, F., Bachmann, O., Mollo, S., De Astis, G., Gelman, S. E., and Ellis, B. S. (2016). The origin of a zoned ignimbrite: Insights into the Campanian Ignimbrite magma chamber (Campi Flegrei, Italy). *Earth Planet. Sci. Lett.*, 449, 259–271.
- Fowler, S. J., Spera, F. J., Bohrsen, W. A., Belkin, H. E., and De Vivo, B. (2007). Phase equilibria constraints on the chemical and physical evolution of the Campanian Ignimbrite. *J. Petrol.*, 48(3), 459–493.
- Gerlach, T. M., Westrich, H. R., and Symonds, R. B. (1996). Preeruption vapor in magma of the climactic Mount Pinatubo eruption: Source of the giant stratospheric sulfur dioxide cloud. In Newhall, C. G. and Punongbayan, R. S., editors, *Fire and Mud: Eruptions and Lahars of Mount Pinatubo, Philippines*, pages 415–433. Philippine Institute of Volcanology and Seismology, Quezon City.
- Giaccio, B., Hajdas, I., Isaia, R., Deino, A., and Nomade, S. (2017). High-precision C dating and Ar/Ar dating of the Campanian Ignimbrite (Y-5) reconciles the time-scales of climatic-cultural processes at 40 ka. *Sci. Rep.*, 7, article no. 45940.
- Graf, H. F. and Timmreck, C. (2001). A general climate model simulation of the aerosol radiative effects of the Laacher See eruption (10,900 BC). *J. Geophys. Res.: Atmospheres*, 106(D14), 14747–14756.
- Guo, S., Bluth, G. J. S., Rose, W. I., Watson, I. M., and Prata, A. J. (2004). Re-evaluation of SO₂ release of the 15 June 1991 Pinatubo eruption using ultraviolet and infrared satellite sensors. *Geochem. Geophys. Geosyst.*, 5(4), article no. Q04001.

- Harms, E., Gardner, J. E., and Schmincke, H. U. (2004). Phase equilibria of the Lower Laacher See Tephra (East Eifel, Germany): constraints on pre-eruptive storage conditions of a phonolitic magma reservoir. *J. Volcanol. Geotherm. Res.*, 134(1–2), 125–138.
- Harms, E. and Schmincke, H. U. (2000). Volatile composition of the phonolitic Laacher See magma (12,900 yr BP): implications for syn-eruptive degassing of S, F, Cl and H₂O. *Contrib. Mineral. Petrol.*, 138(1), 84–98.
- Holloway, J. R. (1987). Igneous fluids. *Rev. Mineral. Geochem.*, 17(1), 211–233.
- Humphreys, M. C., Smith, V. C., Coumans, J. P., Riker, J. M., Stock, M. J., de Hoog, J. C. M., and Brooker, R. A. (2021). Rapid pre-eruptive mush reorganisation and atmospheric volatile emissions from the 12.9 ka Laacher See eruption, determined using apatite. *Earth Planet. Sci. Lett.*, 576, article no. 117198.
- Jakubowski, R. T., Fournelle, J., Welch, S., Swope, R. J., and Camus, P. (2002). Evidence for magmatic vapor deposition of anhydrite prior to the 1991 climactic eruption of Mount Pinatubo, Philippines. *Am. Mineral.*, 87(8–9), 1029–1045.
- Kandlbauer, J. and Sparks, R. S. J. (2014). New estimates of the 1815 Tambora eruption volume. *J. Volcanol. Geotherm. Res.*, 286, 93–100.
- Kepler, H. (2010). The distribution of sulphur between haplogranitic melts and aqueous fluids. *Geochim. Cosmochim. Acta*, 74(2), 645–660.
- Krueger, A., Krotkov, N., and Carn, S. (2008). El Chichón: The genesis of volcanic sulphur dioxide monitoring from space. *J. Volcanol. Geotherm. Res.*, 175(4), 408–414.
- Luhr, J. F., Carmichael, I. S., and Varekamp, J. C. (1984). The 1982 eruptions of El Chichón Volcano, Chiapas, Mexico: mineralogy and petrology of the anhydrite bearing pumices. *J. Volcanol. Geotherm. Res.*, 23(1–2), 69–108.
- Macdonald, R. (2002). Magmatism of the Kenya Rift Valley: a review. *Earth Environ. Sci. Trans. R. Soc. Edinburgh*, 93(3), 239–253.
- Marianelli, P., Sbrana, A., and Proto, M. (2006). Magma chamber of the Campi Flegrei supervolcano at the time of eruption of the Campanian Ignimbrite. *Geology*, 34(11), 937–940.
- Marshall, L. R., Maters, E. C., Schmidt, A., Timmreck, C., Robock, A., and Toohey, M. (2022). Volcanic effects on climate: recent advances and future avenues. *Bull. Volcanol.*, 84(5), article no. 54.
- Marti, A., Folch, A., Costa, A., and Engwell, S. (2016). Reconstructing the plinian and cognimbrite sources of large volcanic eruptions: A novel approach for the Campanian Ignimbrite. *Sci. Rep.*, 6(1), article no. 21220.
- Masotta, M., Kepler, H., and Chaudhari, A. (2016). Fluid-melt partitioning of sulphur in differentiated arc magmas and the sulphur yield of explosive volcanic eruptions. *Geochim. Cosmochim. Acta*, 176, 26–43.
- Metcalf, A., Moune, S., Moretti, R., Komorowski, J. C., and Aubry, T. J. (2023). Volatile emissions from past eruptions at La Soufrière de Guadeloupe (Lesser Antilles): insights into degassing processes and atmospheric impacts. *Front. Earth Sci.*, 11, article no. 1143325.
- Moncrieff, D. H. S. (2000). *Sulphur solubility behaviour in evolved magmas: An experimental study*. Doctoral dissertation, University of Bristol.
- Moretti, R., Arienzo, I., Di Renzo, V., et al. (2019). Volatile segregation and generation of highly vesiculated explosive magmas by volatile-melt fining processes: the case of the Campanian Ignimbrite eruption. *Chem. Geol.*, 503, 1–14.
- Newman, S., Epstein, S., and Stolper, E. (1988). Water, carbon dioxide, and hydrogen isotopes in glasses from the ca. 1340 AD eruption of the Mono Craters, California: Constraints on degassing phenomena and initial volatile content. *J. Volcanol. Geotherm. Res.*, 35(1–2), 75–96.
- Niemeier, U., Richter, J. H., and Tilmes, S. (2020). Differing responses of the quasi-biennial oscillation to artificial SO₂ injections in two global models. *Atmos. Chem. Phys.*, 20(14), 8975–8987.
- Oppenheimer, C. (2002). Limited global change due to the largest known Quaternary eruption, Toba ≈ 74 kyr BP? *Quat. Sci. Rev.*, 21(14–15), 1593–1609.
- Oppenheimer, C. (2003). Climatic, environmental and human consequences of the largest known historic eruption: Tambora volcano (Indonesia) 1815. *Prog. Phys. Geogr.*, 27(2), 230–259.
- Oppenheimer, C., Fischer, T., and Scaillet, B. (2014). Volcanic degassing: process and impact. In Holland, H. D. and Turekian, K. K., editors, *Treatise on Geochemistry*, pages 111–179. Elsevier, Oxford, second edition.
- Parat, F. and Holtz, F. (2005). Sulfur partition coefficient

- cient between apatite and rhyolite: the role of bulk S content. *Contrib. Mineral. Petrol.*, 150(6), 643–651.
- Pardini, F., Burton, M., Vitturi, M. D. M., Corradini, S., Salerno, G., Merucci, L., and Di Grazia, G. (2017). Retrieval and intercomparison of volcanic SO₂ injection height and eruption time from satellite maps and ground-based observations. *J. Volcanol. Geotherm. Res.*, 331, 79–91.
- Parmigiani, A., Faroughi, S., Huber, C., Bachmann, O., and Su, Y. (2016). Bubble accumulation and its role in the evolution of magma reservoirs in the upper crust. *Nature*, 532(7600), 492–495.
- Peccia, A., Moussallam, Y., Plank, T., DallaSanta, K., Polvani, L., Burgisser, A., Larsen, J., and Schaefer, J. (2023). A new multi-method assessment of stratospheric sulfur load from the Okmok II caldera-forming eruption of 43 BCE. *Geophys. Res. Lett.*, 50(21), article no. e2023GL103334.
- Peng, G., Luhr, J. F., and Mcgee, J. J. (1997). Factors controlling sulfur concentrations in volcanic apatite. *Am. Mineral.*, 82(11–12), 1210–1224.
- Plunkett, G., Sigl, M., Schwaiger, H. F., et al. (2022). No evidence for tephra in Greenland from the historic eruption of Vesuvius in 79 CE: implications for geochronology and paleoclimatology. *Clim. Past*, 18, 45–65.
- Pouget, M., Moussallam, Y., Rose-Koga, E. F., and Sigurdsson, H. (2023). A reassessment of the sulfur, chlorine and fluorine atmospheric loading during the 1815 Tambora eruption. *Bull. Volcanol.*, 85(11), article no. 66.
- Reinig, F., Wacker, L., Jöris, O., et al. (2021). Precise date for the Laacher See eruption synchronizes the Younger Dryas. *Nature*, 595, 66–69.
- Robock, A., Ammann, C. M., Oman, L., Shindell, D., Levis, S., and Stenchikov, G. (2009). Did the Toba volcanic eruption of ~74 ka B.P. produce widespread glaciation? *J. Geophys. Res.*, 114(D10), article no. D10107.
- Rose Jr, W. I. (1977). Scavenging of volcanic aerosol by ash: atmospheric and volcanologic implications. *Geology*, 5(10), 621–624.
- Scaillet, B., Clémente, B., Evans, B. W., and Pichavant, M. (1998). Redox control of sulphur degassing in silicic magmas. *J. Geophys. Res.: Solid Earth*, 103(B10), 23937–23949.
- Scaillet, B., Luhr, J., and Carroll, M. R. (2003). Petrological and volcanological constraints on volcanic sulphur emissions to the atmosphere. *Geophys. Monogr. Am. Geophys. Union*, 139, 11–40.
- Scaillet, B. and Macdonald, R. (2006). Experimental and thermodynamic constraints on the sulphur yield of peralkaline and metaluminous silicic flood eruptions. *J. Petrol.*, 47(7), 1413–1437.
- Scaillet, B. and Oppenheimer, C. (2023). Reassessment of the sulfur and halogen emissions from the Millennium Eruption of Changbaishan (Paektu) volcano. *J. Volcanol. Geotherm. Res.*, 442, article no. 107909.
- Scaillet, B. and Oppenheimer, C. (2024). On the budget and atmospheric fate of sulfur emissions from large volcanic eruptions. *Geophys. Res. Lett.*, 51(12), article no. e2023GL107180.
- Scaillet, B. and Pichavant, M. (2003). Experimental constraints on volatile abundances in arc magmas and their implications for degassing processes. *Geol. Soc. Lond. Spec. Publ.*, 213(1), 23–52.
- Scaillet, B., Pichavant, M., and Cioni, R. (2008). Upward migration of Vesuvius magma chamber over the past 20,000 years. *Nature*, 455(7210), 216–219.
- Schiavi, F., Bolfan-Casanova, N., Buso, R., et al. (2020). Quantifying magmatic volatiles by Raman microtomography of glass inclusion-hosted bubbles. *Geochem. Perspect. Lett.*, 16, 17–24.
- Schmauss, D. and Keppler, H. (2014). Adsorption of sulphur dioxide on volcanic ashes. *Am. Mineral.*, 99(5–6), 1085–1094.
- Schmidt, A. and Black, B. A. (2022). Reckoning with the rocky relationship between eruption size and climate response: toward a volcano-climate index. *Annu. Rev. Earth Planet. Sci.*, 50(1), 627–661.
- Schmincke, H. U., Park, C., and Harms, E. (1999). Evolution and environmental impacts of the eruption of Laacher See Volcano (Germany) 12,900 a BP. *Quat. Int.*, 61(1), 61–72.
- Self, S., Gertisser, R., Thordarson, T., Rampino, M. R., and Wolff, J. A. (2004). Magma volume, volatile emissions, and stratospheric aerosols from the 1815 eruption of Tambora. *Geophys. Res. Lett.*, 31(20), article no. L20608.
- Sevink, J., Bakels, C., Van Hall, R., and Dee, M. (2021). Radiocarbon dating distal tephra from the Early Bronze Age Avellino eruption (EU-5 in the coastal basins of southern Lazio (Italy): uncertainties, results, and implications for dating distal tephra. *Quat. Geochronol.*, 63, article no. 101154.

- Sharma, K., Blake, S., Self, S., and Krueger, A. J. (2004). SO₂ emissions from basaltic eruptions, and the excess sulfur issue. *Geophys. Res. Lett.*, 31(13), article no. L13612.
- Sigl, M., Winstrup, M., McConnell, J. R., et al. (2015). Timing and climate forcing of volcanic eruptions for the past 2,500 years. *Nature*, 523(7562), 543–549.
- Signorelli, S. and Carroll, M. R. (2000). Solubility and fluid-melt partitioning of Cl in hydrous phonolitic melts. *Geochim. Cosmochim. Acta*, 64(16), 2851–2862.
- Signorelli, S., Vaggelli, G., and Romano, C. (1999). Pre-eruptive volatile (H₂O, F, Cl and S) contents of phonolitic magmas feeding the 3550-year old Avelino eruption from Vesuvius, southern Italy. *J. Volcanol. Geotherm. Res.*, 93(3–4), 237–256.
- Signorelli, S., Vaggelli, G., Romano, C., and Carroll, M. (2001). Volatile element zonation in Campanian Ignimbrite magmas (Phlegrean Fields, Italy): evidence from the study of glass inclusions and matrix glasses. *Contrib. Mineral. Petrol.*, 140(5), 543–553.
- Silleni, A., Giordano, G., Isaia, R., and Ort, M. H. (2020). The magnitude of the 39.8 ka Campanian Ignimbrite eruption, Italy: method, uncertainties and errors. *Front. Earth Sci.*, 8, article no. 543399.
- Stock, M. J., Humphreys, M. C., Smith, V. C., Isaia, R., and Pyle, D. M. (2016). Late-stage volatile saturation as a potential trigger for explosive volcanic eruptions. *Nat. Geosci.*, 9(3), 249–254.
- Suhendro, I., Toramaru, A., Miyamoto, T., Miyabuchi, Y., and Yamamoto, T. (2021). Magma chamber stratification of the 1815 Tambora caldera-forming eruption. *Bull. Volcanol.*, 83(10), 1–20.
- Sulpizio, R., Cioni, R., Di Vito, M. A., Mele, D., Bonasia, R., and Dellino, P. (2010). The Pomici di Avelino eruption of Somma-Vesuvius (3.9 ka BP). Part I: stratigraphy, compositional variability and eruptive dynamics. *Bull. Volcanol.*, 72, 539–558.
- Taylor, I. A., Preston, J., Carboni, E., Mather, T. A., Grainger, R. G., Theys, N., Hidalgo, S., and Kilbride, B. M. (2018). Exploring the Utility of IASI for Monitoring Volcanic SO₂ Emissions. *J. Geophys. Res.: Atmospheres*, 123(10), 5588–5606.
- Textor, C., Sachs, P. M., Graf, H. F., and Hansteen, T. H. (2003). The 12 900 years BP Laacher See eruption: estimation of volatile yields and simulation of their fate in the plume. *Geol. Soc. Lond. Spec. Publ.*, 213(1), 307–328.
- Thomas, N., Jaupart, C., and Vergnolle, S. (1994). On the vesicularity of pumice. *J. Geophys. Res.: Solid Earth*, 99(B8), 15633–15644.
- Timmreck, C. (2012). Modeling the climatic effects of large explosive volcanic eruptions. *Wiley Interdiscip. Rev. Clim. Change*, 3(6), 545–564.
- Toohey, M., Krüger, K., Schmidt, H., Timmreck, C., Sigl, M., Stoffel, M., and Wilson, R. (2019). Disproportionately strong climate forcing from extratropical explosive volcanic eruptions. *Nat. Geosci.*, 12(2), 100–107.
- Toohey, M. and Sigl, M. (2017). Volcanic stratospheric sulfur injections and aerosol optical depth from 500 BCE to 1900 CE. *Earth Syst. Sci. Data*, 9, 809–831.
- Venugopal, S., Schiavi, E., Moune, S., Bolfan-Casanova, N., Druitt, T., and Williams-Jones, G. (2020). Melt inclusion vapour bubbles: the hidden reservoir for major and volatile elements. *Sci. Rep.*, 10(1), article no. 9034.
- Wadsworth, F. B., Llewellyn, E. W., Vasseur, J., Gardner, J. E., and Tuffen, H. (2020). Explosive-effusive volcanic eruption transitions caused by sintering. *Sci. Adv.*, 6(39), article no. eaba7940.
- Wallace, P. J. (2001). Volcanic SO₂ emissions and the abundance and distribution of exsolved gas in magma bodies. *J. Volcanol. Geotherm. Res.*, 108(1–4), 85–106.
- Wallace, P. J. (2005). Volatiles in subduction zone magmas: concentrations and fluxes based on melt inclusion and volcanic gas data. *J. Volcanol. Geotherm. Res.*, 140(1–3), 217–240.
- Wallace, P. J., Anderson Jr, A. T., and Davis, A. M. (1995). Quantification of pre-eruptive exsolved gas contents in silicic magmas. *Nature*, 377(6550), 612–616.
- Wallace, P. J. and Edmonds, M. (2011). The sulphur budget in magmas: evidence from melt inclusions, submarine glasses, and volcanic gas emissions. *Rev. Mineral. Geochem.*, 73(1), 215–246.
- Wallace, P. J., Kamenetsky, V. S., and Cervantes, P. (2015). Melt inclusion CO₂ contents, pressures of olivine crystallization, and the problem of shrinkage bubbles. *Am. Mineral.*, 100(4), 787–794.
- Wallace, P. J., Plank, T., Bodnar, R. J., Gaetani, G. A., and Shea, T. (2021). Olivine-hosted melt inclusions: a microscopic perspective on a complex magmatic world. *Annu. Rev. Earth Planet. Sci.*,

- 49(1), 465–494.
- Webster, J. D., De Vivo, B., and Tappen, C. (2003). Volatiles, magmatic degassing and eruptions of Mt. Somma-Vesuvius: constraints from silicate melt inclusions, Cl and H₂O solubility experiments and modeling. In *Developments in Volcanology*, volume 5, pages 207–226. Elsevier, Amsterdam.
- Westrich, H. R. and Gerlach, T. M. (1992). Magmatic gas source for the stratospheric SO₂ cloud from the June 15, 1991, eruption of Mount Pinatubo. *Geology*, 20(10), 867–870.
- Wörner, G. and Schmincke, H. U. (1984). Mineralogical and chemical zonation of the Laacher See tephra sequence (East Eifel, W. Germany). *J. Petrol.*, 25(4), 805–835.
- Zajacz, Z., Candela, P. A., Piccoli, P. M., and Sanchez-Valle, C. (2012). The partitioning of sulphur and chlorine between andesite melts and magmatic volatiles and the exchange coefficients of major cations. *Geochim. Cosmochim. Acta*, 89, 81–101.