



HAL
open science

A bar stability criterion distinguishing between modified gravity and dark matter in galaxies

Tahere Kashfi, Mahmood Roshan, Virginia Cuomo, Benoit Famaey, Asiyeh Habibi,
Srikanth T Nagesh

► **To cite this version:**

Tahere Kashfi, Mahmood Roshan, Virginia Cuomo, Benoit Famaey, Asiyeh Habibi, et al.. A bar stability criterion distinguishing between modified gravity and dark matter in galaxies. *Monthly Notices of the Royal Astronomical Society*, 2025, 543 (1), pp.518-525. <10.1093/mnras/staf1527>. <insu-05294116>

HAL Id: insu-05294116

<https://insu.hal.science/insu-05294116v1>

Submitted on 2 Oct 2025






HAL is a multi-disciplinary open access archive for the deposit and dissemination of scientific research documents, whether they are published or not. The documents may come from teaching and research institutions in France or abroad, or from public or private research centers.

L'archive ouverte pluridisciplinaire **HAL**, est destinée au dépôt et à la diffusion de documents scientifiques de niveau recherche, publiés ou non, émanant des établissements d'enseignement et de recherche français ou étrangers, des laboratoires publics ou privés.



Distributed under a Creative Commons CC BY 4.0 - Attribution - International License

A bar stability criterion distinguishing between modified gravity and dark matter in galaxies

Tahere Kashfi ¹, Mahmood Roshan ¹★, Virginia Cuomo ², Benoit Famaey ³, Asiye Habibi ¹ and Srikanth T. Nagesh³

¹Department of Physics, Faculty of Science, Ferdowsi University of Mashhad, P.O. Box 1436, Mashhad, Iran

²Departamento de Astronomía, Universidad de La Serena, Av. Raúl Bitrán 1305, La Serena 1700000, Chile

³Observatoire astronomique de Strasbourg, CNRS, Université de Strasbourg, UMR 7550, Strasbourg F-67000, France

Accepted 2025 September 1. Received 2025 August 31; in original form 2025 April 8

ABSTRACT

This paper presents a study on the distinguishability of dark matter and Modified Newtonian Dynamics (MOND) at galactic scales based on the stability criterion proposed by Efstathiou, Lake, and NegroponTE (ELN criterion). First, we test the statistical validity of this stability criterion against the presence of bars within the Spitzer Photometry and Accurate Rotation Curves and Calar Alto Legacy Integral Field spectroscopy Area data bases, successfully identifying ~ 70 per cent of barred galaxies. Then, we employ a series of N -body galaxy simulations to exhibit a direct observable difference between the dark matter and MOND theoretical frameworks, at least in gas-poor galaxies. We present N -body models that satisfy the stability requirement of the ELN criterion, and so are stable against bar formation in the presence of a dark matter halo, and that do actually exhibit bar instabilities in MOND. On the other hand, the question of how to inhibit bar formation in gas-poor galaxies in MOND is posed, and requires a detailed investigation of the external field effect.

Key words: galaxies: bar – galaxies: disc – galaxies: evolution – galaxies: haloes – galaxies: structure – dark matter.

1 INTRODUCTION

In the pioneering work by Efstathiou, Lake, and NegroponTE (Efstathiou, Lake & NegroponTE 1982), a simple but powerful criterion had been proposed for the global stability of exponential galactic discs – in 2D gas-less N -body simulations including a rigid dark matter halo. The criterion (ELN criterion hereafter) introduces the stability parameter ϵ as

$$\epsilon = \frac{V_{\max}}{\sqrt{G M_d/R_d}}, \quad (1)$$

where V_{\max} , M_d , and R_d refer to the maximum rotational velocity, the stellar disc mass, and the radial scale length of the exponential disc, respectively. It suggests that galaxies with $\epsilon \leq 1.1$ are bar-unstable, while galaxies with $\epsilon > 1.1$ are stable against bar formation. This criterion is based only on the global properties of the galaxy, which can be measured through observations, especially since gas-poor discs are often closer to exponential profiles than gas-rich ones (see, e.g. the gas velocity profiles in Lelli, McGaugh & Schombert 2016).

More than two decades ago, the ELN criterion was applied by Mo, Mao & White (1998) to develop a phenomenological model of disc galaxy formation within a hierarchical galaxy formation framework. Furthermore, semi-analytical models investigating the evolution of barred galaxies have consistently relied on the ELN criterion (Guo

et al. 2011; Cora et al. 2018). However, there are obviously other factors that can influence bar formation and sustainability, such as gas cooling, feedback (Rosas-Guevara et al. 2025) and galaxy mergers, or the spin of the dark matter halo. The latter has been shown to suppress bar formation in some studies (Long, Shlosman & Heller 2014; Collier, Shlosman & Heller 2018), while others report the opposite behaviour (Saha & Naab 2013). The galactic bulge is another important factor, with high bulge-to-disc ratios suppressing bar formation in N -body simulations (Kataria & Das 2018), while observations have indeed shown that the bar fraction decreases with increasing bulge luminosity (Aguerri, Méndez-Abreu & Corsini 2009). It is worth noting that this criterion needs modifications in certain N -body simulations, particularly when live haloes are concerned. The shape of the halo velocity ellipsoid also affects the stability criterion (Sellwood 2016). See Athanassoula (2008) for other certain examples where the ELN criterion fails to distinguish bar stable from bar unstable discs. For a more recent study that presents a simulated galaxy with a Hernquist halo, where the ELN criterion is ineffective, we refer the reader to Frosst, Obreschkow & Ludlow (2024).

However, the remarkable aspect is that despite not incorporating any of the aforementioned factors, the ELN criterion is still in relatively good agreement with Lambda cold dark matter cosmological simulations of galaxy formation at the statistical level. Indeed, the performance of the ELN criterion has recently been tested in the TNG50 simulation, and despite the inclusion of numerous complex physical mechanisms in this simulation, including feedback and galaxy mergers, this criterion successfully identifies approximately

* E-mail: mroshan@um.ac.ir

Table 1. The physical and observational properties of barred galaxies in the SPARC data set. The columns contain (1): the main ID of each galaxy, (2): stellar mass in units of $10^{10} M_{\odot}$, (3): the radial scale length (kpc), (4): the maximum rotational velocity (km s^{-1}), and (5): the ELN criterion.

Galaxy name	M_d ($10^{10} M_{\odot}$)	R_d (kpc)	V_{max} (km s^{-1})	ϵ
NGC1090	5.33 ± 0.56	2.33 ± 0.75	176.76 ± 7.38	0.56 ± 0.14
NGC4088	4.29 ± 0.77	1.91 ± 0.45	182.74 ± 6.12	0.58 ± 0.14
NGC4100	4.51 ± 0.62	1.78 ± 0.39	195.31 ± 6.11	0.59 ± 0.12
NGC3992	17.25 ± 2.33	4.46 ± 0.80	274.95 ± 5.76	0.67 ± 0.12
NGC5055	8.56 ± 0.17	3.17 ± 0.19	243.80 ± 0.50	0.71 ± 0.03
NGC4051	4.29 ± 0.88	3.95 ± 1.04	165.87 ± 5.36	0.77 ± 0.20
NGC3953	8.33 ± 1.44	4.35 ± 1.09	224.21 ± 6.10	0.78 ± 0.19
NGC0289	6.63 ± 0.69	4.78 ± 2.13	205.01 ± 33.81	0.84 ± 0.37
NGC3521	3.90 ± 0.43	2.66 ± 1.05	219.69 ± 14.58	0.87 ± 0.28
NGC4389	0.64 ± 0.16	1.78 ± 0.59	124.02 ± 8.57	1.00 ± 0.35
NGC3972	0.72 ± 0.12	2.33 ± 0.53	134.00 ± 4.90	1.16 ± 0.27
NGC3949	1.67 ± 0.28	3.45 ± 0.86	169.41 ± 25.56	1.17 ± 0.42
NGC3769	0.76 ± 0.14	3.04 ± 0.67	126.16 ± 4.40	1.21 ± 0.28
ESO079-G014	2.59 ± 0.49	5.59 ± 1.93	177.76 ± 2.03	1.26 ± 0.35

75 per cent and 80 per cent of strongly barred and unbarred galaxies, respectively (Izquierdo-Villalba et al. 2022). The primary factor in the ELN criterion that appears to significantly influence the correct or incorrect classification of galaxies is the scale-length of the disc. Incorrectly classified barred galaxies (hence, classified as stable discs by the ELN criterion) tend to have much larger scale-lengths compared to typical barred galaxies, making them less compact. These galaxies are often embedded in dark matter haloes with higher spin parameters, reflecting the positive correlation between scale length and spin parameter. Furthermore, at the epoch of bar formation, these simulated galaxies may have frequently undergone close encounters with massive satellites. This suggests that, for such galaxies, bar formation might be externally triggered rather than a natural outcome of the secular evolution of the disc. On the other hand, unbarred galaxies misclassified as bar-unstable by the ELN criterion typically have stellar discs similar to those of barred galaxies. However, their evolutionary histories differ: these discs assemble later than those of barred galaxies and are accompanied by significantly more prominent bulge components at earlier times. Furthermore, the vertical scale height of these discs is generally larger than in barred galaxies, indicating kinematically hotter discs. This suggests that additional environmental factors should be considered when determining disc stability (Izquierdo-Villalba et al. 2022). None the less, the fact that the ELN criterion fails for approximately 20 per cent of the galaxies in TNG50 appears to be consistent with isolated simulations that have also reported failures of the ELN criterion. The surprising point is that it remains effective for the majority of galaxies in TNG50.

In this paper, we follow up on this by first evaluating the effectiveness of the Esimulated galaxies violate the ELN criterion, even with different initial conditionsLN criterion for detecting barred galaxies in observations. Then, we demonstrate that galaxies with similar stability parameters ϵ and, as a result, similar physical observable properties (R_d , M_d , V_{max}), exhibit contrasting behaviour in the dark matter paradigm compared to Modified Newtonian Dynamics (MOND) (Milgrom 1983; Famaey & McGaugh 2012). The paper is structured as follows: in Section 2, we examine the validity of the ELN criterion in two observational samples; in Section 3, we present isolated N -body simulations in both the dark matter and MOND frameworks. Additionally, a comprehensive comparison between

the simulations in dark matter and MOND, with emphasis on the bar instability, is provided. Final comments and conclusions are discussed in Section 4.

2 OBSERVATIONAL IMPLICATIONS

As outlined hereabove, the ELN criterion successfully identifies approximately 75 per cent and 80 per cent of strongly barred and unbarred galaxies, respectively, in the TNG50 cosmological simulation (Izquierdo-Villalba et al. 2022). Here, to assess the performance of this criterion on real observed galaxies, we explore two observational data sets. First, we use the Spitzer Photometry and Accurate Rotation Curves (SPARC) data base (Lelli et al. 2016), then we turn to a subsample of the Calar Alto Legacy Integral Field spectroscopy Area (CALIFA) survey (Sánchez et al. 2012).

SPARC is the largest galaxy sample which includes near-infrared ($3.6 \mu\text{m}$) surface brightness and high-quality HI/H α rotation curves. To investigate the effectiveness of the ELN criterion on the SPARC sample, we use the rotation curves provided by Li et al. (2018). We filter out galaxies with poor χ^2 values exceeding 10, which might indicate various irregular behaviours. As mentioned in the previous section, galactic bulges can suppress the formation of bars. Therefore, to ensure the accuracy of our results, we excluded galaxies with a bulge from our samples. By focusing on bulgeless galaxies we refine our analysis to a selected sample of 132 galaxies. In this data set, the identification of barred galaxies is based on the morphology types reported in the SPARC data base. Note that this sample is biased against barred galaxies, and should not be used to infer the fraction of barred galaxies themselves (14/132 in the sample). Furthermore, we compute the stellar masses of the galaxies using their luminosities and mass-to-light ratios provided by Li et al. (2018). The physical properties of these galaxies are listed in Table 1.

Within this sample, we find that the ELN criterion is smaller than 1.1 ($\epsilon \leq 1.1$) for 71 per cent \pm 12 per cent of the identified barred galaxies. On the other hand, 81 per cent \pm 3.6 per cent of the unbarred galaxies included in the selected sample are characterized by $\epsilon > 1.1$. The uncertainties of the percentages are calculated using the formula for the standard error of a proportion, $\sqrt{p(1-p)/n}$, where p is the proportion and n is the sample size. These results show that, the ELN

Table 2. The physical and observational properties of barred galaxies in the CALIFA survey. The columns contain (1): the main ID of each galaxy, (2): stellar mass in units of $10^{10} M_{\odot}$, (3): the radial scale length (kpc), (4): the maximum rotational velocity (km s^{-1}), and (5): the ELN criterion.

Galaxy name	M_d ($10^{10} M_{\odot}$)	R_d (kpc)	V_{max} (km s^{-1})	ϵ
NGC0776	6.61	5.47 ± 0.23	138.62 ± 0.00	0.61 ± 0.20
NGC3994	2.57	1.41 ± 0.06	2246.40 ± 5.50	0.81 ± 0.04
NGC6941	9.77	7.38 ± 0.31	196.60 ± 0.00	0.82 ± 0.01
NGC7321	10.71	5.39 ± 0.23	254.90 ± 0.00	0.87 ± 0.01
IC5309	1.32	3.42 ± 0.29	113.60 ± 24.50	0.88 ± 0.23
UGC03253	3.31	3.60 ± 0.15	184.40 ± 0.00	0.93 ± 0.01
NGC3811	2.57	3.34 ± 0.10	180.65 ± 0.00	0.99 ± 0.16
NGC6060	8.13	6.77 ± 0.19	225.10 ± 0.00	0.99 ± 0.26
NGC192	5.01	3.92 ± 0.11	248.30 ± 6.60	1.06 ± 0.04
NGC551	3.89	4.93 ± 0.21	202.00 ± 42.70	1.10 ± 0.25
IC1528	1.23	3.86 ± 0.25	141.80 ± 13.70	1.21 ± 0.16
NGC5205	0.63	1.89 ± 0.08	170.60 ± 0.00	1.42 ± 0.02
UGC3944	0.83	3.33 ± 0.15	147.80 ± 30.10	1.42 ± 0.32
MCG0202030	1.95	4.12 ± 0.18	210.00 ± 55.50	1.47 ± 0.42
UGC8231	0.13	2.40 ± 0.11	135.90 ± 27.20	2.83 ± 0.63

criterion works very well observationally both to identify barred and unbarred galaxies.¹

These percentages based on the SPARC data base are nevertheless relatively crude, due to the fact that bars are only identified visually in this sample and that the SPARC sample is biased against barred galaxies by favouring highly symmetric two-dimensional velocity fields for high-quality rotation curves. So, as an additional observational appraisal of the ELN criterion, we apply it to the subsample of the CALIFA survey analysed by Aguerra et al. (2015), Kalinova et al. (2017), and Cuomo et al. (2019). We select disc galaxies with flat rotation curves and derive the maximum rotational velocities using an asymmetric drift correction, as done by Cuomo et al. (2019), or calculating the mean value at radii larger than the effective radius of the circular velocity curves presented by Kalinova et al. (2017), after checking that the two approaches produce maximum velocity values that are consistent for the galaxies analysed in both of the mentioned studies. Moreover, we select galaxies dominated by the disc, with a disc-to-total luminosity ratio D/T larger than 0.9, according to the values obtained through the photometric decomposition performed using SDSS r -band images presented by Méndez-Abreu et al. (2017). The same photometric decomposition provides us the disc scale length as well. We select a final sample of 20 galaxies, which includes 15 barred ones. Table 2 indicate the physical properties of this sample.

To examine the validity of the ELN criterion in this subsample, we adopt the total stellar mass values derived by González Delgado et al. (2015) and find that 67 per cent \pm 12 per cent of barred galaxies have $\epsilon \leq 1.1$, very similar to the fraction of barred galaxies identified by the ELN criterion in SPARC. While our investigation in the CALIFA survey does not encompass a large sample of galaxies, our findings demonstrate the capability of the ELN criterion to be applied to real galaxies. By establishing a similarity between the results obtained from the TNG50 cosmological simulation and these two observational data bases, we can conclude that the ELN

criterion serves as a simple and viable criterion for statistically detecting barred galaxies, achieving an approximate success rate of 70 per cent.² It is worth mentioning that a recent study investigated the ELN criterion using SPARC (like us) complemented by LITTLE THINGS, and reported that it fails to correctly classify barred galaxies in about 55 per cent of the cases (Romeo, Agertz & Renaud 2023). However, this analysis differs from ours in several important respects: an important difference is that they adopted a reformulation of the ELN criterion, and checked the original ELN criterion on SPARC data only by using the asymptotic V_{flat} , instead of V_{max} like we did here.

Fig. 1 displays the stellar mass versus the stability criterion for all galaxies in the two observational samples. In this figure Barred and unbarred galaxies are represented by red and green points, respectively. The vertical dashed line denotes the ELN stability cut-off. As evident from the figure, the criterion effectively identifies where barred galaxies lie in both data sets. Notably, it performs particularly well in identifying unbarred galaxies in the SPARC data set, where the fraction of correctly classified unbarred galaxies is higher. Note that there is a significant fraction of unbarred galaxies with a low ELN parameter within SPARC, but the relative numbers are not meaningful since the data set is biased against selecting barred galaxies.

Drawing implicit dependence on the gravitational force, the ELN criterion actually also holds the potential to serve as a means for testing different gravitational theories. To make a first step in the direction of exploring this possibility, the following section presents numerical simulations of gas-less isolated galaxies within two different gravitational frameworks. Through these simulations, we aim to examine how the ELN criterion behaves when subjected to variations in the underlying gravitational models.

¹Additionally, when considering the baryonic (stars + gas) mass in equation (1), since the value of ϵ automatically decreases, we find that 92.8 per cent of barred galaxies in the SPARC data set have an ELN criterion smaller than 1.1, but that only 37 per cent of unbarred galaxies then have an ELN criterion larger than 1.1.

²As an additional analysis, we also examined data from the Mapping Nearby Galaxies at Apache Point Observatory (MaNGA) survey (Bundy et al. 2015). This survey includes a sample of approximately 180 barred galaxies, 46 of which are suitable for applying the Tremaine–Weinberg method to measure the pattern speeds of barred galaxies (Guo et al. 2019 ; Géron et al. 2023). Our analysis showed that the ELN criterion is consistently smaller than 1.1 for *all* these galaxies, further supporting the efficiency of the ELN criterion.

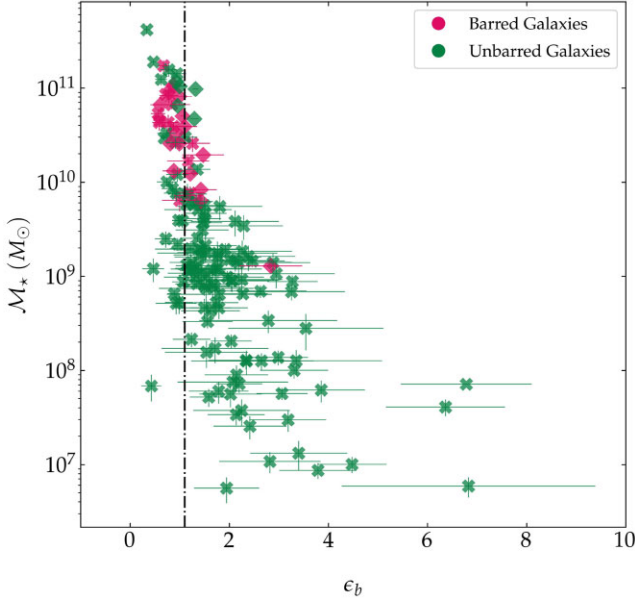


Figure 1. Stellar mass versus the stability criterion for all galaxies in SPARC (filled X) and CALIFA (diamond). Barred and unbarred galaxies are shown by different colours. The vertical dashed line indicates the stability threshold.

3 ISOLATED *N*-BODY SIMULATIONS IN DARK MATTER AND MOND

In this Section, we present a series of numerical simulations aimed at studying the stability of stellar discs against the bar instability within the context of the dark matter and MOND paradigms. Our objective is to decipher the meaning of the ELN stability criterion within these two paradigms.

Our dark matter simulations consist of two components: a spherical dark matter halo and a stellar disc. For these simulations, we employ the RAMSES code (Teyssier 2002), which uses the AMR (Adaptive-Mesh-Refinement) technique, increasing grid resolution in high-density regions without significantly increasing calculation time. For our single component disc simulations in MOND, we use the PHANTOM OF RAMSES (POR) patch of the RAMSES code (Lüghausen, Famaey & Kroupa 2015; Nagesh et al. 2021). For a concise documentation of MOND simulations thus far, and the POR package accompanied with a manual, we refer the reader to Nagesh et al. (2021). For recent galactic simulations with POR see Banik et al. (2020) and Roshan et al. (2021).

3.1 Initial conditions

All our models incorporate an exponential disc for the stellar component, which is described by the following density profile

$$\rho(R, z) = \frac{M_d}{4\pi z_d R_d^2} e^{-\frac{R}{R_d}} \text{sech}^2\left(\frac{z}{2z_d}\right), \quad (2)$$

where M_d is the disc mass and R_d and z_d are the scale length and scale height of the disc, respectively. The initial conditions for MOND simulations are generated with disc Initial Conditions Environment (DICE) (Banik et al. 2020). Because the original version of DICE is not compatible with MOND, we use the modified version of it which is publicly available.³

³<https://bitbucket.org/SrikanthTN/bonnpor/src/master/>

Since the ELN criterion depends on the mass of the disc and its radial scale length, we implement three stellar discs with different characteristics. Specifically, we construct three models with stellar masses of 10^{11} , 10^{10} , and $10^9 M_\odot$ which we refer to as MOND1, MOND2, and MOND3, respectively. Then we fix the scale length of these models using the following R_d – M_* relation (Pizagno et al. 2005),

$$R_d = 3.87(\pm 0.11) \left(\frac{M_*}{2.21 \times 10^{10} M_\odot} \right)^{0.24 \pm 0.03} \text{ kpc}, \quad (3)$$

where in our case the stellar mass M_* is equal to M_d . We choose a typical value for the scale height z_d so that the disc flattening $R_d/2z_d$ in our models falls within the average interval of 7.3 ± 2.2 (Kregel, van der Kruit & de Grijs 2002).

On the other hand, for our Newtonian simulations, we adopt the Navarro, Frenk, & White (NFW) halo, which is represented by the following density profile (Navarro, Frenk & White 1996):

$$\rho_{\text{NFW}}(r) = \frac{M_h}{4\pi r_h^3} \left[\frac{r}{r_h} \left(1 + \frac{r}{r_h} \right)^2 \right]^{-1}, \quad (4)$$

with M_h and r_h denoting the mass and scale radius parameters. Although we have also conducted simulations using the Plummer halo, the primary advantage of the NFW halo is its consistency with the dark matter mass distributions observed in cosmological simulations.

The total rotation curve of the Newtonian disc–halo models is given by the addition in quadrature of the disc and halo rotation curves

$$V^2(x) = \frac{M_d G}{2R_d} \left[x^2 \mathcal{V}\left(\frac{x}{2}\right) + 6\beta_2 \frac{(x + \beta_1) \ln\left(1 + \frac{x}{\beta_1}\right) - x}{x(x + \beta_1)} \right], \quad (5)$$

where $x = \frac{r}{R_d}$, $\beta_1 = \frac{r_h}{R_d}$, $\beta_2 = \frac{M_h}{M_d^3}$, and the function \mathcal{V} is related to the modified Bessel functions as $\mathcal{V} = I_0 K_0 - I_1 K_1$. By examining the rotation curve, it becomes evident that the ELN criterion solely depends on β_1 and β_2 , i.e. $\epsilon = \epsilon(\beta_1, \beta_2)$. To make the initial conditions for dark matter simulations we use the GALAXY code (Sellwood 2014). In this code, we just need to set the value of β_1 , β_2 and $\beta_3 = \frac{z_d}{R_d}$. The latter does not contribute to the ELN criterion. By solely setting the ratio of halo to disc properties, our models effectively represent an infinite number of galaxies. In order to resolve this degeneracy, we enforce adherence to the c – M_{200} relation (Dutton & Macciò 2014) in our models. Here, $c = r_{200}/r_h$ represents the halo concentration parameter, r_{200} denotes the radius at which the halo density is 200 times the critical density of the universe ρ_{crit} , and M_{200} is defined as $M_{200} = (4\pi/3)200\rho_{\text{crit}}r_{200}^3$. We construct our dark matter models by adopting the same disc parameters as those used in the MOND models. Then for a given halo mass parameter M_h (or equivalently β_2), we specify the halo scale radius r_h (or equivalently β_1) using the c – M_{200} relation (de Almeida, Amendola & Niro 2018):

$$r_h \simeq 28.8 \left(\frac{M_{200}}{10^{12} h^{-1} M_\odot} \right)^{0.43} \text{ kpc}. \quad (6)$$

It should be noted that the GALAXY code utilizes adiabatic compression to bring the halo into equilibrium with the embedded exponential disc (Sellwood & McGaugh 2005).

After the initial conditions are set by GALAXY, we run our dark matter simulations with RAMSES.⁴ In the end, we devise three models

⁴Of course, we also ran the simulations using the GALAXY code, and the results were qualitatively identical. The only reason we conducted the dark

Table 3. Simulations parameters. The columns contain (1): acronym used for simulation models, (2): initial disc mass in units of $10^{10} M_{\odot}$, (3): the radial scale length (kpc), (4): the ratio of halo’s radial scale length over R_d , (5): halo’s mass scaled by M_d , (6): halo’s truncation radius scaled by the radial scale length of the halo, (7): halo’s concentration parameter, and (8): the initial ELN criterion.

Simulation Model	M_d ($10^{10} M_{\odot}$)	R_d (kpc)	β_1	β_2	$\frac{r_{\text{trunc}}}{r_h}$	c	ϵ
NFW1	10.0	5.56	1.26	2.76	15	11.06	0.93
NFW2	1.0	3.20	1.22	6.90	15	12.60	1.20
NFW3	0.1	1.84	1.12	15.67	15	14.50	1.63
MOND1	10.0	5.56	–	–	–	–	0.85
MOND2	1.0	3.20	–	–	–	–	1.10
MOND3	0.1	1.84	–	–	–	–	1.40

in Newtonian gravity, which we name NFW1, NFW2, and NFW3. To prevent local instability in our models, we have set the Toomre’s stability parameter (see Toomre 1964) to $Q = 1.5$ at $t = 0$. We tracked the evolution of the discs with $N = 1 \times 10^6$ equal mass particles over a period of 7.5 Gyr. Table 3 briefly highlights some key parameters, including the initial value of the ELN criterion, of these simulations.

The top panels in Fig. 2 depict the rotation curves of our models. Specifically, the top left and top right panels correspond to simulations based on MOND and dark matter, respectively. As expected, the rotation curves from both approaches exhibit a good degree of similarity.

3.2 Simulations outputs

Having described the initial state of the simulations, we now explore the occurrence of the bar instability in accordance with our main objective. The bar strength is commonly defined in terms of the Fourier decomposition of the mass distribution as $A_2^{\text{max}} = \max[A_2(R)]$. Here, $A_2(R)$ is the Fourier amplitude of mode $m = 2$ at radius R (Algorry et al. 2017; Guo et al. 2019). For arbitrary mode m the amplitude is written in terms of Fourier coefficients

$$A_m(R) \equiv \sqrt{a_m(R)^2 + b_m(R)^2}, \quad (7)$$

where

$$a_m(R) = \frac{1}{N} \sum_{k=1}^N \cos m\phi_k, \quad m = 1, 2, \dots \quad (8)$$

$$b_m(R) = \frac{1}{N} \sum_{k=1}^N \sin m\phi_k, \quad m = 1, 2, \dots \quad (9)$$

To compute these coefficients, we divide the disc into annuli of equal width and consider only disc particles with $|z| < 1$ kpc to avoid the discreteness noise caused by the particles which have higher vertical distances. In these equations, N represents the number of particles in each annulus. Conveniently, $A_2^{\text{max}} \geq 0.4$ corresponds to strong bars, $0.2 \leq A_2^{\text{max}} < 0.4$ indicates weak bars, and the unbarred discs are characterized by $A_2^{\text{max}} < 0.2$ (Algorry et al. 2017).

We begin by examining the time evolution of bar amplitudes in our dark matter models. From the middle panel of Fig. 2, it is evident that the bar amplitude gradually increases only in the NFW1 model

matter simulations with RAMSES is to ensure consistency by using the same code for both MOND and dark matter simulations.

with $\epsilon < 1.1$, ultimately giving rise to a strong bar over a period of 5 Gyr. Consistent with the ELN criterion, the other two models with $\epsilon > 1.1$ remain entirely stable against bar formation. As previously noted, this behaviour has been recognized for more than four decades. Fig. 3 displays the face-on view of the disc at the end of the simulation. The dark matter models are presented in the right column. In the NFW1 model, a prominent bar is visible along with spiral arms.

In MOND models, a distinct behaviour emerges. As illustrated in the middle left panel of Fig. 2, although increasing the ELN criterion results in a (barely noticeable) reduction in the initial bar growth rate, it does not entirely eliminate bar instability. Specifically, while the MOND1 model with the smallest ϵ exhibits the strongest bar at the end of the simulation, both MOND2 and MOND3, with initial $\epsilon \geq 1.1$, harbour strong bars as well. In the MOND3 case, ϵ even remains above 1.1 for the whole duration of the simulation. The strong bars are visible in the face on view of the MOND discs shown in the left column of Fig. 3.

The time evolution of the ELN criterion, ϵ , is displayed in the bottom panels of Fig. 2. In stable models NFW2 and NFW3, this parameter remains constant. However, in the other unstable models, ϵ decreases during the formation of the bar and the buckling instability. This can be attributed mainly to the decrease in R_d during the bar formation. We highlight again that our dark matter simulations have been duplicated using the GALAXY code, and the resulting outcomes are identical.

It is worth noting that we created additional models with varying properties, particularly those with a smaller range of concentration parameters. While these models may not fully conform to the $c-M_{200}$ relation, they still demonstrate that MOND-simulated galaxies violate the ELN criterion, even with different initial conditions.

4 DISCUSSION AND CONCLUSION

In conclusion, from a statistical perspective, the ELN criterion of equation (1) proves to be an effective criterion for *statistically* detecting barred galaxies in both standard cosmological simulations and in observations, as we demonstrated here (Section 2) with small but up-to-date data sets. However, this criterion has a non-negligible ‘false positive’ and ‘false negative’ rates, and we point out that it is imperative to study cases where this criterion does not apply, as such cases could in principle provide valuable insights into the stability of galaxies and bar formation under different gravitational scenarios.

Our (gas-less) numerical simulations (Section 3) indeed show that bars form much more readily in MOND than in the dark matter case (Tiret & Combes 2007), particularly within gas-poor galaxies. On the one hand, as it is expected, galaxies with large ϵ values demonstrate stability within dark matter simulations, but on the other hand, in the MOND model, all stellar discs are self-gravitating and gas-poor disc galaxies seem to all have the propensity to host bars. It is however important to understand the limitations of our simulations, as they do not account for the presence of gas. Without including gas in these simulations, any definitive conclusions would be premature. For a comprehensive study of including the gas component in MOND simulations, we refer the reader to Nagesh et al. (2023), and more systematic investigations should be carried out. Bar weakening due to gas inflows are indeed known to be important both in the standard and in the MOND context (Tiret & Combes 2008). The existence of gas-poor unbarred galaxies may however present a challenge to the MOND model, although it should be noted that even a weak external

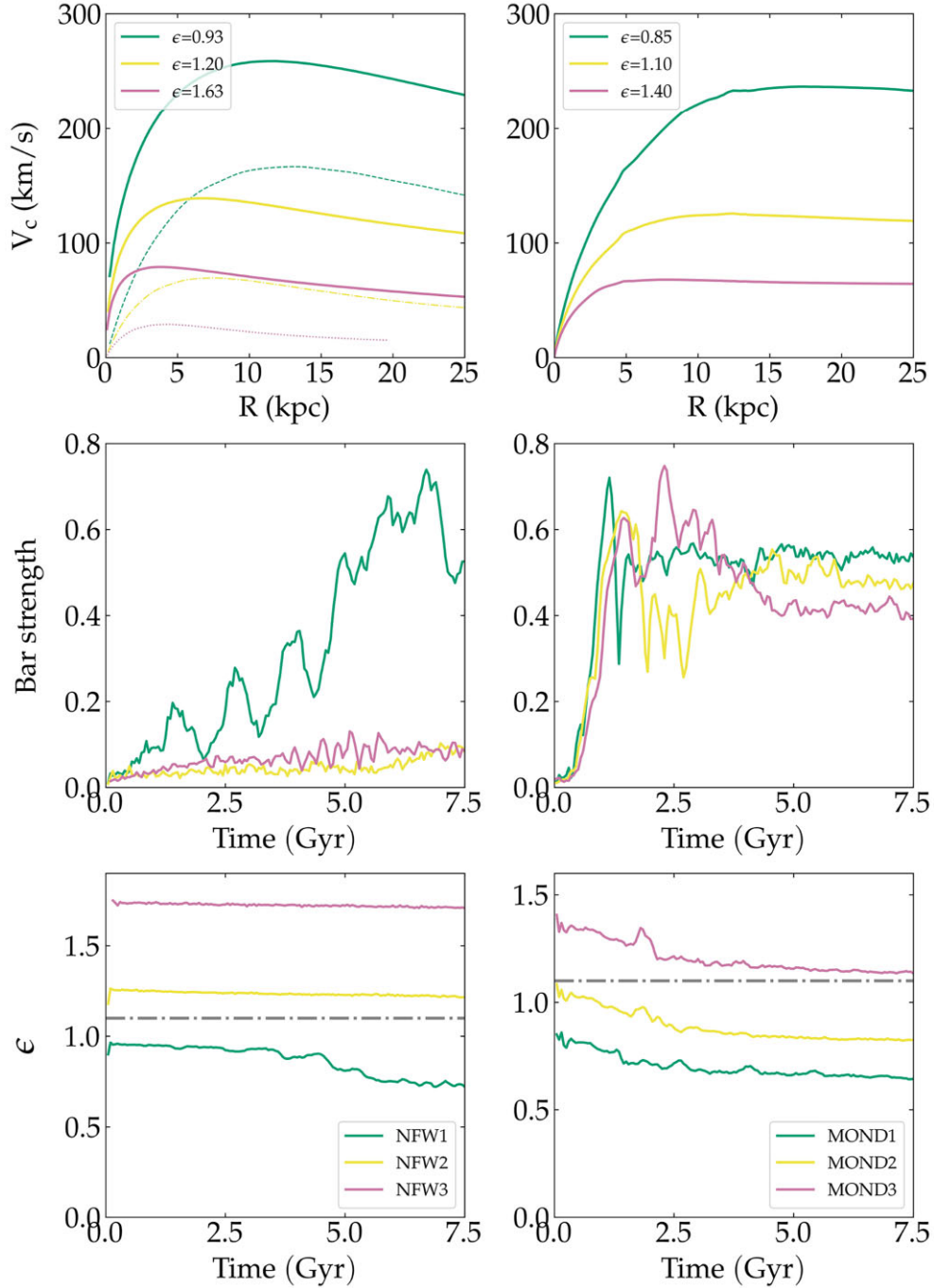


Figure 2. *Top row:* initial rotational velocities for the NFW (left) and MOND (right) models. Discs with different ELN criteria are illustrated with different colours. The Newtonian contribution of the disc in NFW models are shown by dashed, dashdot, and dotted lines. *Middle row:* the time evolution of the corresponding bar amplitudes in the models. *Bottom row:* the time evolution of ELN criterion. The dash-dot lines indicate the stability cut-off. In both middle and bottom rows, the left panel corresponds to the dark matter model, while the right panel corresponds to the MOND model.

field effect (Banik et al. 2020) might also change the results in the MOND context.

While our dark matter simulations are, on the other hand, broadly consistent with observations, as shown in Section 2, there still is a ~ 30 per cent fraction of barred galaxies that harbour an ELN criterion larger than 1.1. Conversely, our findings highlight the potential of MOND in explaining the existence of such barred galaxies with a large ELN criterion. Therefore, it is interesting to look for barred gas-poor galaxies with a large ELN criterion in observational

data sets. Some notable examples come from the analysis of the CALIFA galaxies presented in Section 2. The first interesting case is NGC5205, a barred galaxy located in the Ursa Major constellation, observed as part of the CALIFA survey and analysed by Aguerri et al. (2015). Indeed, NGC5205 is an intriguing case as it manifests a gas fraction smaller than 0.05 (Garma-Oehmichen et al. 2020), and a large ELN criterion value of $\epsilon = 1.48 \pm 0.18$. This observation piques our interest and suggests that MOND may provide a plausible explanation for the existence of bars in such galactic

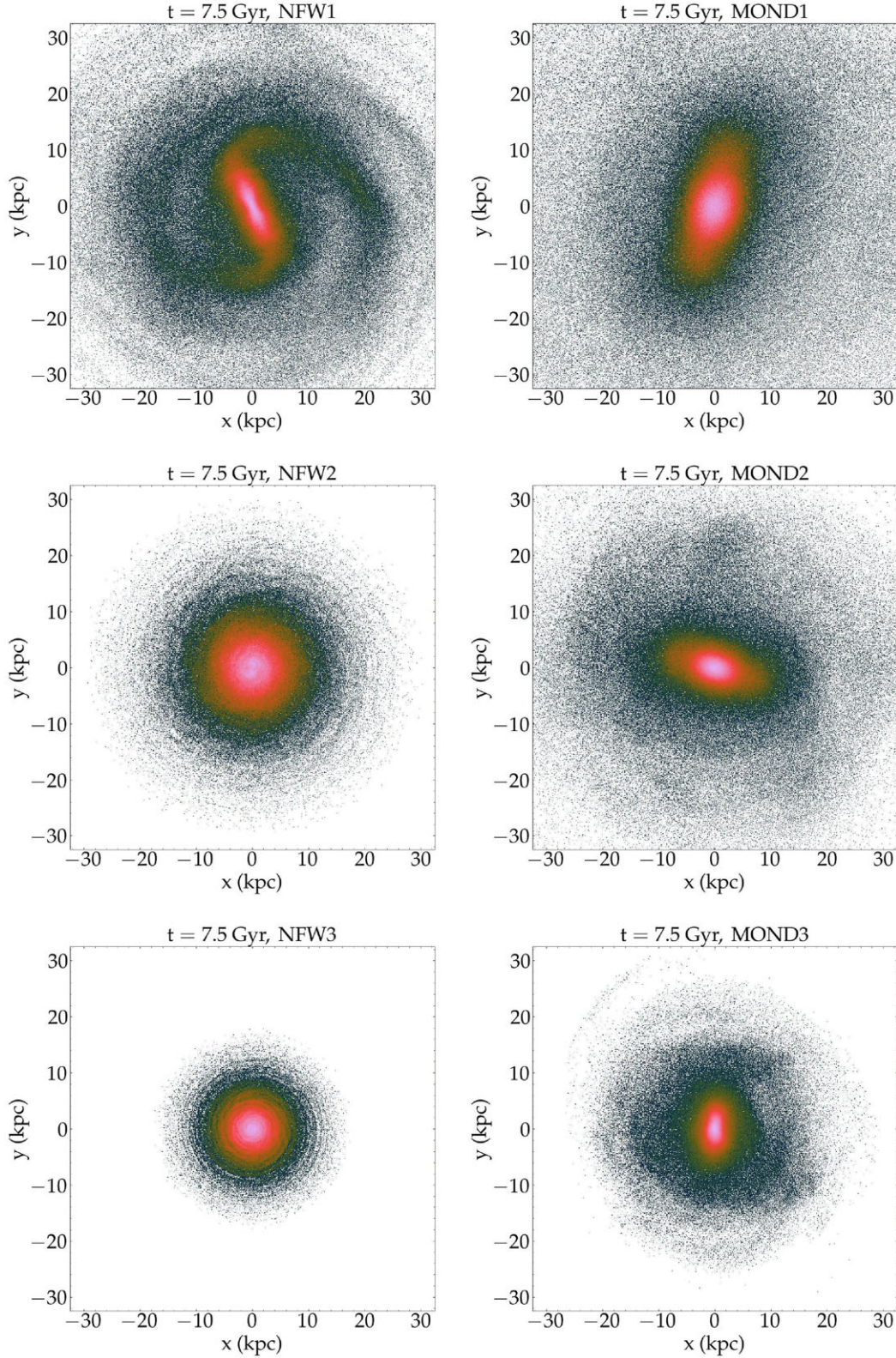


Figure 3. The face on view of the discs at the end of the simulation. The first and second columns correspond to the dark matter and MOND models, respectively.

systems. Additionally, we have identified two other candidates in the CALIFA survey – UGC8231 and UGC3944 – included in the analysis presented by Cuomo et al. (2019), both of which exhibit large

ELN criteria of $\epsilon = 2.83 \pm 0.63$ and $\epsilon = 1.42 \pm 0.32$, respectively. These cases where MOND might potentially provide an easier way to explain observations are also in line with the observations of

barred submaximal discs, which had been previously shown to be more numerous in observations than in TNG50 (Kashfi, Roshan & Famaey 2023).

In summary, the coexistence of barred and unbarred systems, both displaying large values of ϵ , prompts a need for a deeper understanding of the underlying dynamics in both gravitational frameworks. Moreover, our analysis has highlighted the presence of certain gas-poor barred galaxies in observational samples, exhibiting a large ELN criterion, which might present a challenge to our understanding of stability against bar formation in the standard context, whilst the observed gas-poor unbarred galaxies might present a challenge to MOND. However, further analysis, considering in particular gas dynamics and the external field effect, is required for a more definitive statistical conclusion, which could ultimately lead to a robust direct test for the difference between modified gravity and dark matter in galaxies.

ACKNOWLEDGEMENTS

The work of MR and AH is supported by the Ferdowsi University of Mashhad. VC acknowledges the support provided by Agencia Nacional de Investigación y Desarrollo (ANID) through the Fondo Nacional de Desarrollo Científico y Tecnológico (FONDECYT) grant nos. 3220206 and 11250723. BF and STN acknowledge funding from the European Research Council (ERC) under the European Union's Horizon 2020 research and innovation programme (grant agreement no. 834148).

DATA AVAILABILITY

Some of the observational data set used in this paper is available online⁵ (see Section 2 for the relevant references). The other data generated in this paper will be shared on reasonable request to TK.

REFERENCES

- Aguerri J. A. L. et al., 2015, *A&A*, 576, A102
 Aguerri J. A. L., Méndez-Abreu J., Corsini E. M., 2009, *A&A*, 495, 491
 Algorry D. G. et al., 2017, *MNRAS*, 469, 1054
 Athanassoula E., 2008, *MNRAS*, 390, L69
 Banik I., Thies I., Famaey B., Candlish G., Kroupa P., Ibata R., 2020, *ApJ*, 905, 135
 Bundy K., et al., 2015, *ApJ*, 798, 7
 Collier A., Shlosman I., Heller C., 2018, *MNRAS*, 476, 1331
 Cora S. A. et al., 2018, *MNRAS*, 479, 2

- Cuomo V., Lopez Aguerri J. A., Corsini E. M., Debattista V. P., Méndez-Abreu J., Pizzella A., 2019, *A&A*, 632, A51
 de Almeida Á., Amendola L., Niro V., 2018, *J. Cosmol. Astropart. Phys.*, 2018, 012
 Dutton A. A., Macciò A. V., 2014, *MNRAS*, 441, 3359
 Efsthathiou G., Lake G., Negroponte J., 1982, *MNRAS*, 199, 1069
 Famaey B., McGaugh S. S., 2012, *Living Rev. Relativ.*, 15, 10
 Frosst M., Obreschkow D., Ludlow A., 2024, *MNRAS*, 534, 313
 Garma-Oehmichen L., Cano-Díaz M., Hernández-Toledo H., Aquino-Ortíz E., Valenzuela O., Aguerri J. A. L., Sánchez S. F., Merrifield M., 2020, *MNRAS*, 491, 3655
 Géron T. et al., 2023, *MNRAS*, 521, 1775
 González Delgado R. M., et al., 2015, *A&A*, 581, A103
 Guo Q. et al., 2011, *MNRAS*, 413, 101
 Guo R., Mao S., Athanassoula E., Li H., Ge J., Long R. J., Merrifield M., Masters K., 2019, *MNRAS*, 482, 1733
 Izquierdo-Villalba D. et al., 2022, *MNRAS*, 514, 1006
 Kalinova V. et al., 2017, *MNRAS*, 469, 2539
 Kashfi T., Roshan M., Famaey B., 2023, *MNRAS*, 519, L21
 Kataria S. K., Das M., 2018, *MNRAS*, 475, 1653
 Kregel M., van der Kruit P. C., de Grijs R., 2002, *MNRAS*, 334, 646
 Lelli F., McGaugh S. S., Schombert J. M., 2016, *AJ*, 152, 157
 Li P., Lelli F., McGaugh S., Schombert J., 2018, *A&A*, 615, A3
 Long S., Shlosman I., Heller C., 2014, *ApJ*, 783, L18
 Lüghausen F., Famaey B., Kroupa P., 2015, *Can. J. Phys.*, 93, 232
 Méndez-Abreu J., et al., 2017, *A&A*, 598, A32
 Milgrom M., 1983, *ApJ*, 270, 384
 Mo H. J., Mao S., White S. D. M., 1998, *MNRAS*, 295, 319
 Nagesh S. T. et al., 2023, *MNRAS*, 519, 5128
 Nagesh S. T., Banik I., Thies I., Kroupa P., Famaey B., Wittenburg N., Parziale R., Haslbauer M., 2021, *Can. J. Phys.*, 99, 607
 Navarro J. F., Frenk C. S., White S. D. M., 1996, *ApJ*, 462, 563
 Pizagno J. et al., 2005, *ApJ*, 633, 844
 Romeo A. B., Agertz O., Renaud F., 2023, *MNRAS*, 518, 1002
 Rosas-Guevara Yetli, Bonoli Silvia, Puchwein Ewald, Dotti Massimo, Contreras Sergio, 2025, *Astronomy & Astrophysics*, 698, A20
 Roshan M., Banik I., Ghafourian N., Thies I., Famaey B., Asencio E., Kroupa P., 2021, *MNRAS*, 503, 2833
 Saha K., Naab T., 2013, *MNRAS*, 434, 1287
 Sánchez S. F. et al., 2012, *A&A*, 538, A8
 Sellwood J. A., 2014, GALAXY package for N-body simulation. preprint (arXiv:1406.6606)
 Sellwood J. A., 2016, *ApJ*, 819, 92
 Sellwood J. A., McGaugh S. S., 2005, *ApJ*, 634, 70
 Teyssier R., 2002, *A&A*, 385, 337
 Tiret O., Combes F., 2007, *A&A*, 464, 517
 Tiret O., Combes F., 2008, *A&A*, 483, 719
 Toomre A., 1964, *ApJ*, 139, 1217

⁵astroweb.cwru.edu/SPARC

This paper has been typeset from a TeX/LaTeX file prepared by the author.